

Retrieval Augmented Generation using Engineering Design Knowledge

L. Siddharth^{1✉}, Jianxi Luo²

¹ Engineering Product Development, Singapore University of Technology and Design, Singapore

² Department of Systems Engineering, City University of Hong Kong, Hong Kong

Abstract

Large-language Models (LLMs) need to adopt Retrieval-Augmented Generation (RAG) to generate factual responses that are better suited to knowledge-based applications in the design process. We present a data-driven method to identify explicit facts of the form – *head entity :: relationship :: tail entity* from patented artefact descriptions. We train roBERTa Transformer-based sequence classification models using our proprietary dataset of 44,227 sentences. Upon classifying tokens in a sentence as entities or relationships, our method uses another classifier to identify specific relationship tokens for a given pair of entities. We compare the performances against linear classifiers and Graph Neural Networks (GNNs) that both incorporate BERT Transformer-based token embeddings to predict associations among the entities and relationships. We apply our method to 4,870 fan system related patents and populate a knowledge base that constitutes around 3 million facts. Using the knowledge base, we demonstrate retrieving generalisable and specific domain knowledge for contextualising LLMs.

Keywords: Knowledge Graphs; Retrieval-Augmented Generation; Large-Language Models; Engineering Design Knowledge; Patent Documents; Graph Neural Networks.

✉ siddharth_l@mymail.sutd.edu.sg, siddharthl.iitrpr.sutd@gmail.com

1. Background

Several techniques have been implemented in engineering design to support knowledge-intensive tasks in the design process (Quintana-Amate et al., 2015). Such techniques have been disrupted by the recent growth of Large-Language Models (LLMs) such as GPT, Llama, FLAN, T5 etc. These models are abstractions of huge volumes of text, trained to understand text input from various domains, and could be fine-tuned for tasks such as summarisation, Q/A, token classification, sequence classification etc. Although these models have excellent ability to understand natural language inputs, it is less meaningful to directly utilise these models for knowledge retrieval, especially in the design process where factual knowledge is necessary. Engineering design knowledge could be mined as facts (entity :: relationship :: entity) from various text sources such as artefact descriptions, and technical reports etc., (Siddharth et al., 2021). Contextualising LLMs using such knowledge facilitates Retrieval Augmented Generation (RAG) that could enable factual and meaningful responses for engineering design applications. The objective of our work is to develop a method to identify facts from patented artefact descriptions to support RAG.

The existing knowledge extraction methods in engineering design literature use various NLP techniques (Siddharth et al., 2022) to extract entities and associate pairs of these using relationships that are ontologically predefined. Trappey et al. (2014) use TF-IDF values to extract keyphrases from patent documents and research articles concerning dental implants. They (2014, p. 158) build a domain ontology by linking these using relationships such as “type of”, “consist of”, “the same as”, “has shape of” etc. Yang et al. (2018) compile 114,793 reports pertaining to the verification of digital pre-assembly of vehicle components to extract meaningful n-grams (e.g., brake pad) and associate these using relationships such as “is A” and “is Same To”. To aid in biologically inspired design, Chen et al. (2021) obtain sentences from the AskNature database and tie syntactic dependencies (e.g., nsubj, dobj, nsubjpass) to constructs such as structure, function, and structure-function. Jang et al. (2021) use syntactic dependencies and BERT-based similarities to form a network of nouns and verbs B60 patents.

Dimassi et al. (2021) propose HERMES ontology for 4D printing that involves relationships such as “is A”, “Is Composed Of”, “has Spatial Relation”, “has”, “is Manufactured By” etc. Fatfouta and le Cardinal (2021) propose an ontology for car crash simulation using relationships such as “has”, “solves”, “belongs to” etc. Sun et al. (2022) populate a design knowledge graph from patents using rules applied to subject-verb-object triples obtained through dependency parsing. To aid fault-detection in additive manufacturing, by searching relevant articles, Wang and Cheung (2023) populate a domain knowledge graph of 127 facts constituted by the relationships “Influence Positive”, “Influence Negative”, “Is Composed Of”, “Result In” etc., and feed into a graph convolutional network to discover new edges that could supposedly inform defects.

In the contributions reviewed above, apart from patent documents that provide standard artefact descriptions for all domains, sources like reports of pre-assembly and simulation are highly contextualised to an organisation or an artefact (Siddharth et al., 2020). The relationships used to extract facts have largely been predefined or presupposed by the experts (e.g., “consist of”, “has”) or representing syntactic dependencies. Since these relationships do not represent facts that are explicitly mentioned in the text, as explained in the following section, we develop a method *ad hoc* by populating such facts from a large dataset of patent sentences and train algorithms.

2. Method

Our method involves creating a dataset of several patent sentences and corresponding facts (Section 2.1), training suitable algorithms for identifying facts from a sentence (Section 2.2) and evaluating the algorithms against alternative approaches (Section 2.3).

2.1. Dataset

We acquire metadata constituting over 7.9 million patents from PatentsView¹ (accessed on Jan 10, 2022). Upon filtering utility patents and integrating domain information, we obtain over 4.8 million patents from which we select an appropriate sample. We use Cochran’s (1977) formula for sample size calculation as follows.

$$S = \frac{Z^2 \cdot p(1 - p)}{E^2} \quad (1)$$

Where S is the sample size, Z is the z-score that varies according to the desired confidence level, p is the proportion of the population, and E is the margin of error. As the above formulas return the same sample size for all population sizes, it could be corrected for a specific population size as follows.

$$S' = \frac{S}{1 + \frac{S}{N}} \quad (2)$$

Where S' is the corrected sample size according to the population size N . For the population size of 4,826,485, applying typical inputs such as 95% confidence and 5% error, the sample size turns out to be 385 that is quite small. Upon multiple trials, we observe a sample size of 4,141 for 99% confidence and 2% error. For the sample to be reflective of the patent database, we intend to stratify the sample according to the proportion of patent counts of 3-digit classes (e.g., F17 - Storing or Distributing Gases or Liquids) in the CPC classification system². For classes that have a proportion of less than 1, we include one patent so that the final sample includes 4,205 patents. For each patent in the sample thus obtained, we scrape text from Google Patents³ such that one random paragraph is chosen from each patent document section, incorporating variations of language across sections. The scraped text includes 51,232 sentences.

Constructing the dataset involves identifying facts from the 51,232 sentences. For this purpose, we develop a tagging interface that is demonstrated visually elsewhere⁴. Using this interface, we discard the patent document sections that do not reflect artefact-specific knowledge, e.g., background, examples, drawing descriptions etc. We provide an extended list of frequent headings, both discarded and retained, in an external source⁵. Upon discarding irrelevant sections, we scan through the sentences to identify the undesirable lexical and syntactic characteristics, e.g., sentences with > 100 tokens (accounting for only 0.05% of the sample), the occurrence of “.” in “FIG. 2”, “mg.”, and “%.” causing line breaks, and text within braces (.), [.), {.), <.) that detection of noun-phrases and syntactic dependencies. From the formatted sentences, we manually examine and identify the facts in the tagging interface.

Unlike common-sense text, the task of identifying engineering design facts from sentences requires a specific understanding of entities and relationships from an engineering design perspective, with prior experience in design theories and ontological approaches. Since this task could not be outsourced to laypersons, it was primarily carried out by a researcher with the necessary expertise, harnessing intermittent guidance from senior researchers in design theory, data-driven design, and NLP techniques. We indicate some representative examples of sentences and the corresponding facts as shown in Table 1. We also provide various additional examples externally⁶.

Table 1: Representative examples of sentences and facts. The entities are chosen from **noun phrases** (identified by spaCy Transformers) and **relationships** are selected from the remaining tokens given a pair of entities.

Hierarchy	
“The catalyst component comprises a magnesium chloride support, a titanium trichloride, an aluminum trichloride and an organic phosphite” ⁷	The catalyst component :: comprises :: a magnesium chloride support The catalyst component :: comprises :: a titanium trichloride The catalyst component :: comprises :: an aluminum trichloride The catalyst component :: comprises :: an organic phosphite
“...the method comprises generating magnetic nanoclusters from a target of magnetic material, crystallizing the magnetic nanoclusters, and depositing the magnetic nanoclusters...” ⁸	the method :: comprises generating :: magnetic nanoclusters the method :: comprises crystallizing :: the magnetic nanoclusters the method :: comprises depositing :: the magnetic nanoclusters
Entity Attributes	
“The protector 9 has curved walls 28, 29, guide rail 30, slider 31...” ⁹	The protector :: has :: curved walls The protector :: has :: guide rail The protector :: has :: slider
“The pressure range of the cluster forming chamber 410, the encapsulation chamber 429 and the deposition chamber 430...”	The pressure range :: of :: the cluster forming chamber The pressure range :: of :: the encapsulation chamber The pressure range :: of :: the deposition chamber
Behaviours	
“High vacuum, which indicates minimal gas consumption, increases the size...” ¹⁰	High vacuum :: indicates :: minimal gas consumption High vacuum :: increases :: the size
“Organic ring compounds, para aminophenylacetic acid and 4 aminoantipyrine may also be added to the bath together...” ¹¹	4 aminoantipyrine :: added to :: the bath para aminophenylacetic acid :: added to :: the bath Organic ring compounds :: added to :: the bath
State Transitions	
“...under a condition that changes the growth mode from the substantially 3D growth mode to a substantially 2D growth mode” ¹²	the growth mode :: from :: the substantially 3D growth mode the growth mode :: to :: a substantially 2D growth mode
“In a write/read mode, data is transited from an input/output buffer via the transition circuit to an input of the write amplifier...” ¹³	data :: is transited from :: an input/output buffer data :: is transited via :: the transition circuit data :: is transited to :: an input
Intricate Relationships	
“...said molding plates bound a mold cavity, into which a material can be injected by means of the injection molding device during operation...” ¹⁴	a material :: injected into :: a mold cavity a material :: injected by :: means a material :: injected during :: operation
“The actuator is divided into two cells by a power transfer shaft to which is attached a vent follower” ¹⁵	a vent follower :: is attached to :: a power transfer shaft
“...subdivided into three parts, a lid with a hole through which the shaft of the tap extends , an upper half...” ¹⁶	the shaft :: extends through :: a hole
“Method of treating or preventing the inflammatory response of colitis in a subject comprising administering to the subject an effective amount of a substance” ¹⁷	Method :: comprising administering :: an effective amount an effective amount :: to :: the subject
Exemplars	
“...the milling can take place in the presence of a dry hydrocarbon diluent such as hexane, heptane, cyclohexane...” ¹⁸	a dry hydrocarbon diluent :: such as :: hexane a dry hydrocarbon diluent :: such as :: heptane a dry hydrocarbon diluent :: such as :: cyclohexane
Introduction	
“The present invention generally relates to accessing one or more file systems, for example scanning files in a computer or computer system, and more particularly to a method, system and computer program” ¹⁹	The present invention :: relates to accessing :: one or more file systems The present invention :: relates to scanning :: files The present invention :: relates particularly to :: a method The present invention :: relates particularly to :: system The present invention :: relates particularly to :: computer program
Compound Entities	
“An alternative is to read a write power setup value ΔP for the optical disc...” ²⁰	a write power setup value :: :: ΔP

As illustrated in Table 1, the hierarchical relationships given by “include”, “comprise” etc., and attribute relationships as in “has” or “of” are quite commonly used in patent documents. Verbs are often used in combination with prepositions to represent behavioural relationships. The relationships including “from” and “to” express a transition from one state to another. Some examples show the tail entity is placed before the head entity and the relationships are intricately placed in text. For example, although “administering” and “to” are placed alongside each other, these tokens belong to separate facts. Such intricately placed relationships show that retrieving facts from a sentence involves not only the identification of tokens but also the intertwined associations among these. The additional examples that follow showcase how entities are exemplified, introduced, and combined. In Table 2, we summarise the dataset thus created by identifying facts from all sentences.

Table 2: Dataset Summary

Number of patents	4,205
Total number of sentences	51,232
Total number of sentences with facts	44,227
Average number of sentences (with facts) per patent	10.52
Total number of facts	190,953
Average number of facts per sentence	4.32
Average number of tokens per sentence	27.69

2.2. Training Algorithm

Our method involves training a roBERTa-based sequence classification model (as depicted in Figure 1) using the spaCy (v3.3.2) training module²¹ that handles the switch between roBERTa tokens, the overall training procedure, and intermediate steps, e.g., prevent overfitting. We train this model to develop a token tagger that can 1) identify entity and relationship tokens in a sentence and 2) identify specific relationship tokens for a given pair of entities.

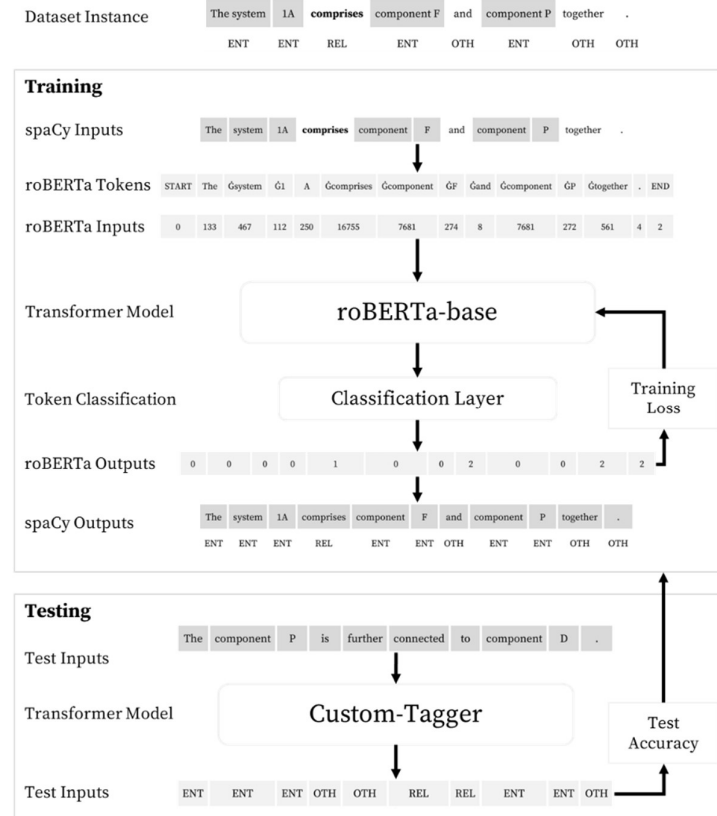


Figure 1: Training Algorithm.

Identifying Entities and Relationships. Based on the facts populated for each sentence in the dataset, as shown below, we tag the **entity** and **relationship** tokens in each sentence using “ENT” and “REL” and other tokens as “OTH”.

“The space **provided between** brush members 4 a and 4 b **allows** a mounting strip
to be **included in the** housing”

Given a raw sentence as input, the token tagger is expected to return the tags “ENT”, “REL” or “OTH” for all tokens in the sentence. The tokens with tags identified as “ENT” and “REL” would be considered entities and relationships. Upon tagging 44,227 sentences in the dataset as above, we train the token tagger with 80 % of the sentences (loss calculation), leaving the remaining 20 % of testing (accuracy calculation). As shown in Figure 2-a, the best-performing model exhibits accuracy = 93.29 % and tagger loss = 29211.116. Although loss reported at the best model is not the most optimised, the spaCy training module prevents overfitting to be adaptable to external sentences.

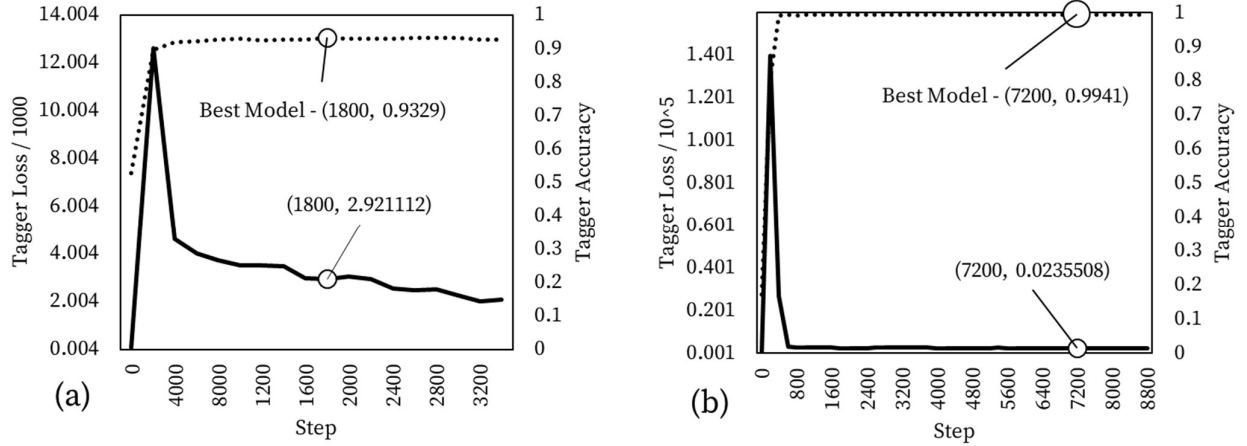


Figure 2: Performances of the taggers for a) identifying entity and relationship tokens and b) identifying specific relationships between a pair of entities. Loss and accuracy are measured using training and test sets respectively.

Extracting Facts. Given a pair of entities identified by the previously trained token tagger, we train another token tagger to identify the specific relationship that associates the pair. For each fact in the dataset, we uniquely mark pairs of entities in the sentence as shown below and tag the individual tokens as “HEAD”, “TAIL”, “REL”, or “OTH”.

“{HEAD ~ The space} **provided between** {TAIL ~ brush members} 4 a and 4 b allows
a mounting strip to be included in the housing...”

When a sentence marked as above is given as input to the tagger, the output should be tagged such as “HEAD”, “TAIL”, “REL”, or “OTH” for all tokens. The tokens with tags “REL” would be considered to denote the specific relationship between the pair of entities. For each fact in the dataset, we generate a negative example where no relationship exists between a pair of entities, e.g., “brush members” and “the housing” in the above sentence. This is done to ensure that the tagger understands pairs of entities without a relationship. Altogether, we generate 374,249 examples that are split into 90 % training and 10 % test sets. As shown in Figure 2-b, the best model exhibits accuracy = 99.41% and tagger loss = 2355.08. The accuracies of both models are satisfactory as verified using examples outside the dataset.

2.3. Evaluation

We evaluate our method against two alternative approaches. A fact – ENT :: REL ... REL :: ENT could involve associations such as ENTREL, RELREL, and RELENT. In Benchmark I, we predict these associations by providing individual pairs of entities and relationships using their feature vectors. In Benchmark II, we provide all entities and relationships in a sentence as a graph object to predict such associations as edge labels. The features of these approaches include token embeddings (from BERT), POS tags and syntactic dependencies.

For Benchmark I, using all 190,953 facts in the dataset, we populate ENT-REL, REL-REL, and REL-ENT pairs and feed these to the Multi-Layer Perceptron (MLP) Classifier (as depicted in Figure 3) for predicting binary associations. We represent each pair using the following features: one-hot encoding of its type (4), term embeddings (128 x 2), one-hot encoding of POS tags (50 x 2), and one-hot encoding of syntactic dependencies (40). For POS tags and syntactic dependencies, we use spaCy Transformers²² developed for the English language. For term embeddings, using Hugging Face transformers²³, we fine-tune BERT for masked-language modelling and observe a training loss = 0.009 at the end of five epochs. For usage in Benchmark I, we reduce the size of embeddings from 768 to 128 using UMAP²⁴.

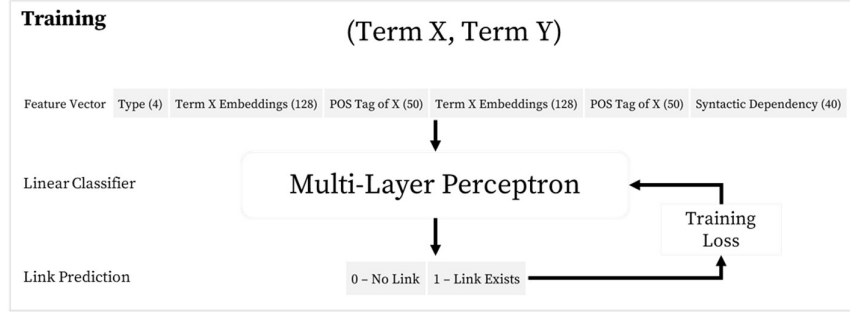


Figure 3: Using a linear classifier for predicting the associations between pairs of entities and relationships.

We train individual classifiers for each type of association: ENTREL, RELREL, and RELENT by retaining the default training parameters in Scikit Learn²⁵. Upon training with 80 % examples, we observe the performance as summarised in Table 3. Although the models exhibit satisfactory levels of accuracy, predictions are less meaningful when applied to sentences outside the dataset. Applying the best-performing models to an external example²⁶ as in Table 3 shows that all prepositions (e.g., “of”, “at”) are associated with all entities and verbs, and themselves, e.g., (“of”, “at”) → RELREL. Because of these noisy predictions, between “a front part” and “the compressor”, various meaningless relationships like “of is”, “of at”, and “of is provided at” could be identified, while the actual relationship is “of”.

Table 3: Benchmark I performance.

Classifier	ENTREL	RELREL	RELENT
# Training Examples	327,104	169,100	362,722
Loss	0.284	0.101	0.18
Accuracy	0.883	0.962	0.94
External Example	“a fan which is provided at a front part of the compressor”		
Associations	(“a front part”, “of”) (“a fan”, “is”)	(“is”, “provided”) (“provided”, “at”) (“provided”, “of”) (“of”, “is”) (“of”, “provided”) (“of”, “at”)	(“is”, “the compressor”) (“at”, “a front part”) (“at”, “the compressor”) (“of”, “the compressor”)

In Benchmark II, as depicted in Figure 4, we input entities and relationships in a sentence collectively as a graph object to train a GNN-based encoder-decoder model to predict the associations – ENTREL, RELREL, RELENT as edge labels. We supply the following as node features: one-hot encoding of type (2), fine-tuned BERT embeddings (128), and one-hot encoding of POS tags (size 50). We include 40 syntactic dependencies as either edge labels or features depending on the convolutional layer. The edge classification works as follows²⁷. When the graph object is passed through various convolutional layers, each node exchanges information with others and assumes a hidden state. We concatenate the hidden states of a node pair to get instantaneous edge representation, which we then pass through multiple linear dense layers to predict the edge labels. From the Deep Graph Library²⁸, we import various convolutional layers built for GNNs. While GraphSAGE (SAGE) and Graph Convolutional Network (GCN) layers aggregate mere node features, Relational Graph Convolutional Network (RGCN), Continuous Filter Convolutional Network (CFCN), and Principal Neighbourhood Aggregation Convolutional Network (PNACN) layer additionally aggregate edge features/labels.

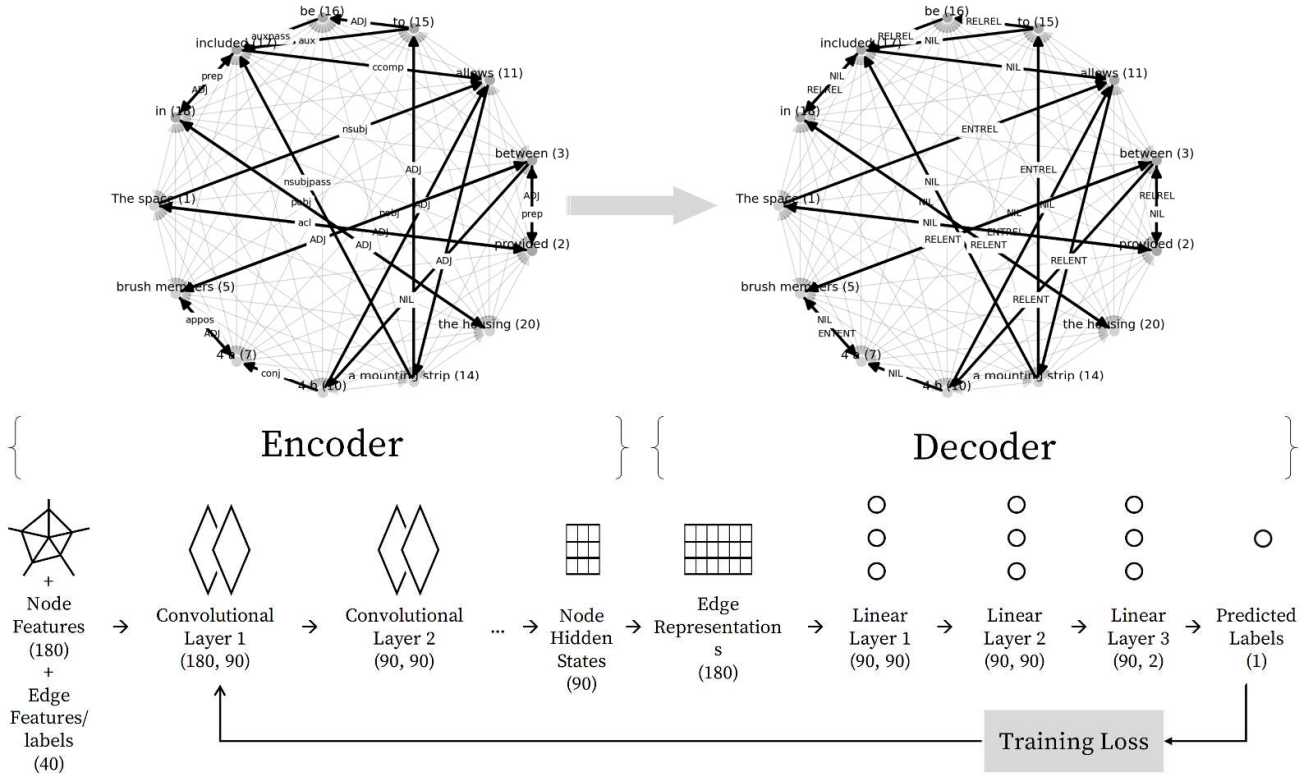


Figure 4: Using GNN-based encoder-decoder model to predict associations among entities and relationships.

For training, we separate the edges in each sentence graph into ENTREL, RELREL, and RELENT and generate an equal number of negative (NIL) edges in each type. We batch the sentence graphs into 25k nodes per batch and randomly allocate 5% and 15 % of the edges to compute training loss and accuracy. Upon training for 10 epochs, we assess Benchmark II as in Table 4. Benchmark I offered less meaningful predictions possibly due to the lack of sentence context present in a pair of terms. Benchmark II, despite capturing the whole sentence as a graph object, seems to offer relatively poor performance. In addition, both training and application of Benchmark II require several complicated steps that also require hardware support. Since both benchmarks have several notable limitations, our approach is significantly better, considering the accuracy (99.41%) and the simplicity of the application.

Table 4: Benchmark II performance.

	Entity-Relation (ENTREL)		Relation-Relation (RELREL)		Relation-Entity (RELENT)	
No. of Graphs	44,098		32,246		44,098	
No. of Nodes	489,819		413,800		489,819	
No. of Edges	326,878		169,100		361,508	
	Loss	Accuracy	Loss	Accuracy	Loss	Accuracy
CFCN	0.520	0.675	0.183	0.889	0.456	0.701
GCN	0.691	0.500	0.666	0.555	0.692	0.501
PNACN (max)	0.536	0.552	0.192	0.889	0.481	0.697
PNACN (mean)	0.511	0.675	0.275	0.817	0.451	0.700
PNACN (mt3)	0.690	0.500	0.690	0.501	0.690	0.502
PNACN (var)	0.553	0.604	0.535	0.585	0.370	0.746
RGCN	0.513	0.676	0.099	0.919	0.451	0.701
SAGEN (mean)	0.687	0.499	0.573	0.615	0.689	0.504
SAGEN (pool)	0.690	0.501	0.668	0.555	0.690	0.504

3. Application

We facilitate public usage of the method developed in the previous section using a Python package²⁹ named “design_kgex”. In this section, we demonstrate RAG using a knowledge base as depicted in Figure 3. The method developed in the previous section would be used to populate the knowledge base from a large set of patents. LLMs like GPT (after v3.5) are being sought out for knowledge retrieval tasks either directly (e.g., Q/A) or in reference to textual content (e.g., topic mining) as indicated in Scenarios 1 & 2. In this application (Scenario 3), we show that providing context as a set of facts could help LLMs synthesize knowledge and provide responses that are meaningful to the design process. To demonstrate this scenario, we apply our method to 4,870 patents related to fan systems, i.e., under the subclass - F04D (pumps for liquids) and populate a knowledge base as summarised in Table 5.

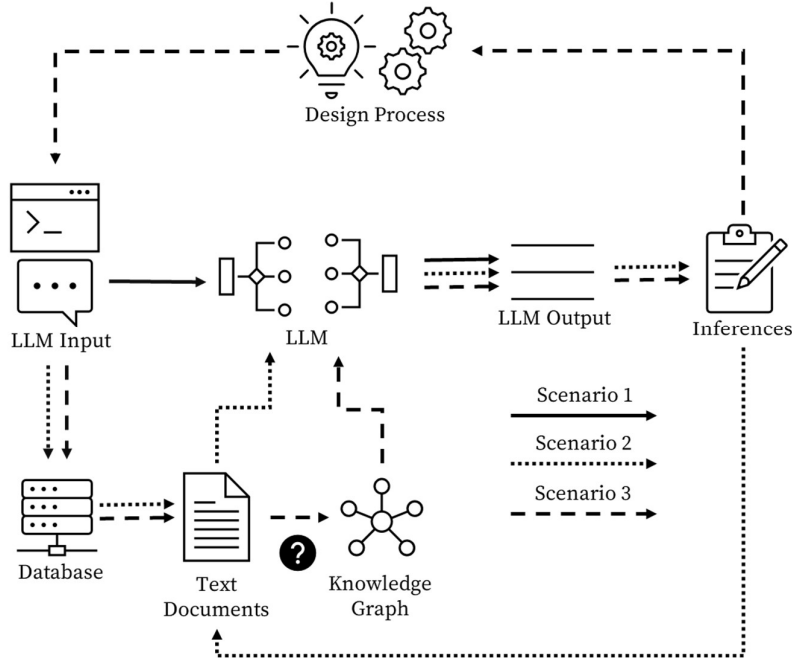


Figure 5: Scenarios for usage of LLMs in the design process, including RAG.

Table 5: Knowledge Base of Fan Systems

Number of Patents	4,870
Number of Sentences	603,184
Number of Facts	2,927,529
Number of Unique Entities	261,351
Number of Unique Relationships	115,782

Generalisable Design Knowledge. Design process occasionally requires exploring or communicating generalisable knowledge about a product domain (Luo et al., 2021). When LLMs are consulted directly for this purpose, as in Scenario 1, Table 6, the response includes general use case, basic components, usual types, performance parameters etc. To contextualise LLMs into a domain of fan systems, in Scenario 2, we provide the abstracts of 10 randomly selected patents (out of 4,870) related to fan systems. In this scenario, the LLM summarises individual abstracts into phrases and lists the technologies within the domain.

In Scenario 3, Table 6, we demonstrate RAG by contextualising LLM using a set of 158 recurring facts (Figure 6) among the 30 most frequent entities in the knowledge base. The response includes a typical fan system description, synthesising facts that represent generalisable attributes (“of”), hierarchy (“include”), behaviours (“to flow in”), purposes (“for shielding”), and spatial arrangements (“located adjacent”). The notable distinction in this scenario is that LLMs are guided by selective facts from the entire knowledge base. On the other hand, in Scenario 2, it is not

possible to provide the whole set of patents as context to LLM, which is also unaware of what is actual design knowledge in a given patent.

Table 6: Using LLMs for retrieving generalisable knowledge.

Scenario 1 (Using LLMs directly)
<p>Instructions: “The output should be a single paragraph within 100 words.”</p> <p>Input: “Provide a technical description of the domain of fan systems.”</p> <p>Output: “Fan systems are a critical component in industrial and commercial settings, responsible for moving air or gases to control temperature, remove contaminants, and maintain air circulation. They consist of axial or centrifugal fans, which use impellers to create airflow. These fans are typically driven by electric motors and are often equipped with dampers, inlet vanes, and other control devices to regulate the flow. Fan systems require careful design and engineering to ensure proper performance, balancing factors like air pressure, flow rate, noise levels, and energy efficiency. Additionally, they often incorporate safety features and monitoring systems to detect malfunctions and ensure reliable operation.”</p>
Scenario 2 (Using LLMs with textual context)
<p>Instructions: “The context includes ten patent descriptions of a fan system. The output should be a single paragraph within 100 words.”</p> <p>Input: “Provide a technical description of the domain of fan systems based on the following context. Patent 11247780: Turbomachine having inner and outer fans with hub-tip ratios. An axial flow turboma... Patent 10920792: Air circulator. An air circulator includes an airflow guiding housing and a power a... Patent 10677250: Centrifugal ceiling fan. A centrifugal ceiling fan adapted to evenly ventilate and ...”</p> <p>Output: “The fan systems described in the patents cover a range of designs and functionalities. These include a centrifugal ceiling fan with a regulating dome for evenly ventilating and heating a room, a multi-blade centrifugal fan with curved blades for efficient air movement, an air circulator with a purifying chamber and guiding chamber, and a backflow prevention device for controlling airflow. Additionally, there are patents for a downhole blower system, oil cooling systems for gas turbine engines, fan blade manufacturing methods, a heat exchanger assembly, and fan mounting means. These patents showcase various innovations in fan technology, ranging from aviation applications to industrial and consumer uses.”</p>
Scenario 3 (Using LLMs with factual context)
<p>Instructions: “The context includes facts in the form - 'entity :: relationship :: entity'. The output should be a single paragraph within 100 words.”</p> <p>Input: “Provide a technical description of the domain of fan systems based on the following context. fan assembly :: includes :: fan housing axial direction :: of :: central axis air outlet :: arranged to face in :: radial direction ceiling fan :: includes :: fan motor leading edge :: located adjacent :: air inlet top surface :: terminate into :: leading edge...”</p> <p>Output: “The domain of fan systems encompasses a wide range of relationships and configurations. It includes components such as fan blades, motor housing, fan wheel, air inlet, and air outlet. These components are linked in various ways, including the rotation of fan blades about the central axis, air flow from the inlet to the outlet in axial or radial directions, and the connection of the outer periphery to the inner surface. The context also involves different types of fan systems such as ceiling fans, centrifugal fans, cooling fans, and gas turbine engines with each having specific relationships and orientations, for instance, the termination of the top surface into the leading and trailing edges, and the ability of the fan blades to be locked or rotating about the central axis.”</p>

Specific Design Knowledge. Design process often requires acquiring knowledge of specific subsystems and issues in these to develop specific solutions (Chen et al., 2022). As noted in a handbook³⁰ given by the United States Department of Energy, the design of fan systems requires specific attention to key issues like airflow noise, pressure drop, fan stall etc., and important components like fan blades, belt drives etc. As follows, we demonstrate RAG for the issue of “airflow noise” and discuss two additional examples externally³¹. As in Scenario 1, Table 7, consulting LLM directly to understand the issue results in speculative causes and solutions without reference to implementation details.

In Scenario 3, Table 7, we contextualise LLM with 83 facts mentioning “airflow noise” as depicted in Figure 7. Since these facts are fetched from specific patents, the relation in each fact is concatenated with a patent reference number that could be navigated in an external interface³⁵. In Figure 7, the patents [1] and [6] seem to suggest a unique radial arrangement of panels³² and a specific sound absorbing material³³ to reduce airflow noise. These individual patents could be explored further in-depth for the implementation of potential solutions. The causes and solutions in the knowledge graph of airflow noise are summarised by LLM in Scenario 3, Table 7 in a well-informed manner.

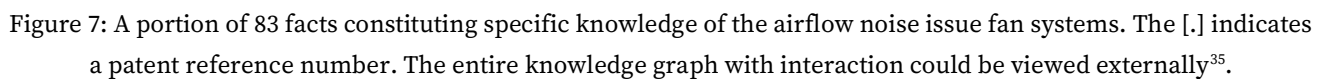
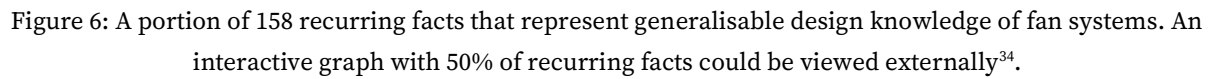


Table 7: Using LLMs for retrieving specific knowledge of issues.

Scenario 1 (Using LLMs directly)
<p>Instructions: “The output should be a single paragraph within 100 words.”</p> <p>Input: “Provide a technical description of the causes and solutions of airflow issue in fan systems.”</p> <p>Output: “Airflow noise in fan systems can be caused by several factors, including turbulent airflow, velocity fluctuations, and vortex shedding. Turbulent airflow is often generated by obstructions or irregularities in the ductwork, while velocity fluctuations can result from the fan operating at flow rates away from its design point. Vortex shedding occurs when the airflow creates alternating low and high-pressure zones, leading to the generation of a tone. To address these issues, solutions may involve optimizing the duct design to reduce turbulence, adjusting the fan speed to operate closer to its design point, and installing acoustic treatments such as silencers or enclosures to mitigate the noise generated by vortex shedding and other sources. Additionally, selecting fans with lower noise levels and incorporating vibration isolation can also help to minimize airflow noise in fan systems.”</p>
Scenario 2 (Using LLMs with textual context)
Not Applicable.
Scenario 3 (Using LLMs with factual context)
<p>Instructions: “The context includes facts in the form - 'entity :: relationship :: entity'. The output should be a single paragraph within 100 words.”</p> <p>Input: “Provide a technical description of the causes and solutions of airflow issue in fan systems based on the following context. airflow noise :: generated by :: blower fan airflow noise :: of :: blade tip apparatus :: for reducing :: airflow noise high static pressure fan :: with :: low airflow noise hub side :: to reduce :: airflow noise...”</p> <p>Output: “The airflow noise issue in fan systems is influenced by the intensity of vortex flow at the blade tip. Different blades in the same radial position can contribute to the phenomenon. However, a unique radial arrangement of panels can effectively reduce the intensity of vortex flow and airflow noise without occupying much space, as typically required by prior sound attenuation devices. This arrangement serves to decrease airflow noise by effectively reducing the vortex flow intensity. The design includes a reduction plate and a cavity for diffusing airflow and minimizing noise. Additionally, the fan blades' outer end extends from the shroud side to the hub side and contributes to reducing airflow noise. Furthermore, a high static pressure fan results in low airflow noise due to the impeller design, including a unique front edge angle portion that prevents airflow separation. The use of sound absorbing material with a unique triangular shape and positioning helps reduce airflow noise while allowing relatively unimpeded airflow, resulting in a reduced noise level compared to many known cooling fans. Additionally, the fan system includes curved guide vanes that effectively remove swirl motion and gradually change the direction of recirculating airflow to reduce airflow separation, loss, and noise.”</p>

The application shows that contextualising LLMs with specific facts retrieved from various text sources leads to high-quality and knowledge-rich explanations that can also navigate to the sources via knowledge graphs. This approach overcomes the limitations of LLMs that involve text input length and recognising design knowledge from a given text input. We therefore suggest that technical publications (like patents) and authorised reports within a domain be transformed into a knowledge base that can enable RAG for engineering design applications.

Our method could address various limitations in the future. Although the method is usable in any Python environment, GPU is necessary for working with large text documents. Due to this limitation, hosting a web API/tool can be difficult. The method is trained using roBERTa and could be updated to the latest and more sophisticated models. The method could also be expanded to other technical publications like textbooks. The integration with LLM is not quantitatively characterised in the current work in terms of how it benefits comprehension and creativity in the design process. We would build more domain knowledge bases and necessary interfaces to conduct experimental studies on how RAG based on our method aids knowledge-intensive tasks in the design process.

References

- Chen, C., Tao, Y., Li, Y., Liu, Q., Li, S., Tang, Z., 2021. A structure-function knowledge extraction method for bio-inspired design. *COMPUTERS IN INDUSTRY*. <https://doi.org/10.1016/j.compind.2021.103402>
- Chen, J., Liu, C., Xuan, L., Zhang, Z., Zou, Z., 2022. Knowledge-based turbomachinery design system via a deep neural network and multi-output Gaussian process. *Knowledge-Based Systems* 252, 109352. <https://doi.org/10.1016/j.knosys.2022.109352>
- Cochran, W.G., 1977. *Sampling Techniques*, Wiley Series in Probability and Statistics. Wiley.
- Dimassi, S., Demoly, F., Cruz, C., Qi, H.J., Kim, K.-Y., Andre, J.-C., Gomes, S., 2021. An ontology-based framework to formalize and represent 4D printing knowledge in design. *COMPUTERS IN INDUSTRY*. <https://doi.org/10.1016/j.compind.2020.103374>
- Fatfouta, N., le-Cardinal, J.S., 2021. An ontology-based knowledge management approach supporting simulation-aided design for car crash simulation in the development phase. *COMPUTERS IN INDUSTRY*. <https://doi.org/10.1016/j.compind.2020.103344>
- Jang, H., Jeong, Y., Yoon, B., 2021. TechWord: Development of a technology lexical database for structuring textual technology information based on natural language processing. *EXPERT SYSTEMS WITH APPLICATIONS*. <https://doi.org/10.1016/j.eswa.2020.114042>
- Luo, J., Sarica, S., Wood, K.L., 2021. Guiding data-driven design ideation by knowledge distance. *Knowledge-Based Systems* 218, 106873. <https://doi.org/10.1016/j.knosys.2021.106873>
- Quintana-Amate, S., Bermell-Garcia, P., Tiwari, A., 2015. Transforming expertise into Knowledge-Based Engineering tools: A survey of knowledge sourcing in the context of engineering design. *Knowledge-Based Systems* 84, 89–97. <https://doi.org/10.1016/j.knosys.2015.04.002>
- Siddharth, L., Blessing, L., Luo, J., 2022. Natural language processing in-and-for design research. *Design Science* 8, e21. <https://doi.org/10.1017/dsj.2022.16>
- Siddharth, L., Blessing, L.T.M., Wood, K.L., Luo, J., 2021. Engineering Knowledge Graph From Patent Database. *Journal of Computing and Information Science in Engineering* 22. <https://doi.org/10.1115/1.4052293>
- Siddharth, L., Chakrabarti, A., Ranganath, R., 2020. Modeling and structuring design rationale to enable knowledge reuse. *Systems Engineering* 23, 294–311. <https://doi.org/10.1002/sys.21515>
- Sun, Y., Liu, W., Cao, G., Peng, Q., Gu, J., Fu, J., 2022. Effective design knowledge abstraction from Chinese patents based on a meta-model of the patent design knowledge graph. *Computers in Industry* 142, 103749. <https://doi.org/10.1016/j.compind.2022.103749>
- Trappey, C.V., Trappey, A.J.C., Peng, H.-Y., Lin, L.-D., Wang, T.-M., 2014. A knowledge centric methodology for dental implant technology assessment using ontology based patent analysis and clinical meta-analysis. *ADVANCED ENGINEERING INFORMATICS*. <https://doi.org/10.1016/j.aei.2014.03.001>
- Wang, R., Cheung, C.F., 2023. Knowledge graph embedding learning system for defect diagnosis in additive manufacturing. *Computers in Industry* 149, 103912. <https://doi.org/10.1016/j.compind.2023.103912>
- Yang, J., Kim, E., Hur, M., Cho, S., Han, M., Seo, I., 2018. Knowledge extraction and visualization of digital design process. *EXPERT SYSTEMS WITH APPLICATIONS*. <https://doi.org/10.1016/j.eswa.2017.09.002>

¹ Patents View Data Download - <https://patentsview.org/download/data-download-tables>

² Cooperative Patent Classification Scheme - <https://www.uspto.gov/web/patents/classification/cpc/html/cpc.html>

³ An example page for patent description - <https://patents.google.com/patent/US20170296880A1>

⁴ Demo of the tagging interface - <https://youtu.be/YuhLQtleZZo>

⁵ Most frequent headings among discarded/retained -

https://github.com/siddharthl93/design_kgex/blob/3d3ca997242a1f4476d1372891c474196cebbe9b/sample_headings.csv

⁶ More examples of sentences and facts on GitHub -

https://github.com/siddharthl93/design_kgex/blob/fe7d28fa54fd934453092947a42cfef1f096d3e/selected-facts.txt

⁷ Phosphite in MgX.sub.2 supported TiX.sub.3 /AlCl.sub.3 catalyst system - <https://patents.google.com/patent/US4130503/>

⁸ Thin film magnetic recording media - <https://patents.google.com/patent/US7208204/>

⁹ Power supply apparatus for slide door in motor vehicle - <https://patents.google.com/patent/US6575760/>

¹⁰ Gas economizer - <https://patents.google.com/patent/US4090466/>

¹¹ Acid electroplating bath - <https://patents.google.com/patent/US4073701/>

¹² Single crystal group III nitride articles and method of producing same by HVPE method incorporating a polycrystalline layer for yield enhancement - <https://patents.google.com/patent/US8637848/>

¹³ Nonvolatile memory device having self refresh function - <https://patents.google.com/patent/US5347486/>

-
- ¹⁴ Installation for manufacturing registration carriers - <https://patents.google.com/patent/US5451155/>
- ¹⁵ Torque or force amplifying actuator and method for controlling actuator - <https://patents.google.com/patent/US5791228/>
- ¹⁶ Beer keg cooling container - <https://patents.google.com/patent/US4042142/>
- ¹⁷ Methods of treating colitis involving IL 13 and NK T cells - <https://patents.google.com/patent/US8173123/>
- ¹⁸ Phosphite in MgX.sub.2 supported TiX.sub.3 /AlCl.sub.3 catalyst system - <https://patents.google.com/patent/US4130503/>
- ¹⁹ Scanning files using direct file system access - <https://patents.google.com/patent/US7860850/>
- ²⁰ Adjustment method of optimum write power and optical write/retrieval device - <https://patents.google.com/patent/US7978576B2/>
- ²¹ spaCy Training Module - <https://spacy.io/usage/training>
- ²² spaCy Transformer based English language model - https://spacy.io/models/en#en_core_web_trf
- ²³ BERT for masked language modelling in Hugging Face - https://huggingface.co/docs/transformers/en/model_doc/bert#transformers.BertForMaskedLM
- ²⁴ UMAP usage - https://umap-learn.readthedocs.io/en/latest/basic_usage.html
- ²⁵ MLP Classifier in Scikit Learn - https://scikit-learn.org/stable/modules/generated/sklearn.neural_network.MLPClassifier.html
- ²⁶ Stator-vane structure and turbofan engine - <https://patents.google.com/patent/US10508560B2/>
- ²⁷ Edge classification - <https://docs.dgl.ai/en/0.8.x/guide/training-edge.html>
- ²⁸ DGL Convolutional Layers - <https://docs.dgl.ai/api/python/nn-pytorch.html>
- ²⁹ Instructions to use design_kgex python package - https://github.com/siddharthl93/design_kgex/blob/dbcfca075d8fb3e96c54856cd50123a55e17dd69/README.md
- ³⁰ Improving Fan System Performance - <https://www.nrel.gov/docs/fy03osti/29166.pdf>
- ³¹ RAG using patents - https://github.com/siddharthl93/design_kgex/blob/cacc6455326f0ef07ffa4b858fba677913d65ea1/RAG.md
- ³² Fan inlet flow controller - <https://patents.google.com/patent/US6193011>
- ³³ Centrifugal fan, cooling mechanism, and apparatus furnished with the cooling mechanism - <https://patents.google.com/patent/US7481616>
- ³⁴ Ontology of fan systems - <https://fansystems.vercel.app/>
- ³⁵ Knowledge of airflow noise in fan systems - <https://fansystems.vercel.app/airflownoise>