

LAYER-WISE LINEAR MODE CONNECTIVITY

Linara Adilova

Ruhr University Bochum

linara.adilova@uni-bochum.de

Maksym Andriushchenko

EPFL

maksym.andriushchenko@epfl.ch

Michael Kamp

IKIM

michael.kamp@uk-essen.de

Asja Fischer

Ruhr University Bochum

asja.fischer@ruhr-uni-bochum.de

Martin Jaggi

EPFL

martin.jaggi@epfl.ch

ABSTRACT

Averaging neural network parameters is an intuitive method for fusing the knowledge of two independent models. It is most prominently used in federated learning. If models are averaged at the end of training, this can only lead to a good performing model if the loss surface of interest is very particular, i.e., the loss in the midpoint between the two models needs to be sufficiently low. This is impossible to guarantee for the non-convex losses of state-of-the-art networks. For averaging models trained on vastly different datasets, it was proposed to average only the parameters of particular layers or combinations of layers, resulting in better performing models. To get a better understanding of the effect of layer-wise averaging, we analyse the performance of the models that result from averaging single layers, or groups of layers. Based on our empirical and theoretical investigation, we introduce a novel notion of the layer-wise linear connectivity, and show that deep networks do not have layer-wise barriers between them. In addition, we analyze layer-wise personalization averaging and conjecture that in particular problem setup all partial aggregations result in the approximately same performance.

1 INTRODUCTION

Understanding the optimization trajectory of neural network training, relative to the structure of the loss surface, can contribute significantly to the development of better performing and more reliable models. The loss surface of deep networks is far from being understood. Getting a better picture of the loss barriers on a path between two models is a part of this challenge. Important examples of findings that contributed to getting a better understanding of such paths are the discovery of non-linear paths connecting minima without increase of the loss (Garipov et al., 2018; Draxler et al., 2018), the development of analytical approaches to perform feature matching or transforming one network into another (Singh & Jaggi, 2020), and the analysis of linear paths between minima or minima and origin (Frankle et al., 2020; Zhang et al., 2022; Vlaar & Frankle, 2022). One of the multiple applications for such insights is, for example, knowledge fusion performed in a more efficient way than straightforward model ensembles.

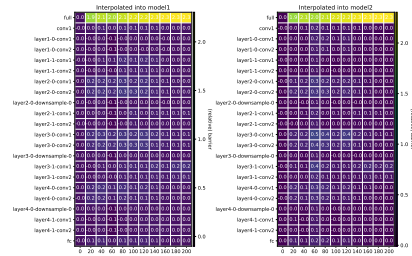


Figure 1: CIFAR-10 with ResNet18. Full data training setup from same initialization. Heatmap visualizes layer-wise averaging barriers for layers indicated on Y-axis developed throughout training epochs on X-axis. First row shows the full networks averaging barrier.

The largest obstacle on the way to understanding the loss surface is the **depth** of modern neural networks. A good performance requires deep multi-layer networks, but a formal analysis of the surface has only been done for one layer networks (Safran et al., 2021; Simsek et al., 2021). Interestingly, layers were empirically observed to have an emergent individual behavior. For example, shallow layers were found to converge sooner during the training than deep layers (Yixiong Chen, 2023), using an individual learning rate for each layer can be beneficial for final performance (Dong et al., 2022), and loss behavior on the one-dimensional cuts towards initialization values differs from layer to layer (Vlaar & Frankle, 2022).

The research in this paper is directed towards understanding the layer-wise behavior of loss barriers between models. This question is of particular interest for federated learning practitioners, because understanding the reasons for the success of averaging in non-convex problems is vital for further progress. In particular, averaging models at the end setup of federated training is analogous to models being trained independently like in the work of Frankle et al. (2020). If, instead, aggregation (typically averaging) is performed during training, then each of the interpolated models serve as a starting point for further training. We are investigating the setup of averaging at the end, for multiple end-points during the training process, i.e., analyzing averaging if we would stop after each epoch. Investigating the dynamics of averaging during training can give exciting insights into the appearance of barriers in federated learning, but we leave it for the future work.

Our contributions are as follows:

- We propose a **layer-wise linear mode connectivity** property and show that a wide range of models do not have layer-wise barriers (Fig. 1). For deep linear networks we show that this might be explained by convexity of the loss surface with respect to individual layers. We additionally investigate connectivity of groups of layers.
- We show that a robustness perspective can shed light on the appearance of interpolation barriers, and demonstrate in a simplified setup that particular subspaces of the optimization landscape have different robustness properties.
- Finally, we apply the gained understanding to the personalization setup in federated learning with layer-wise aggregation, conjecturing that in labels-based non-i.i.d data separation such approach might not be suitable.

2 RELATED WORK DISCUSSION

A general investigation of the loss surface of neural networks is important for further advancements of the optimization process, in particular for federated deep learning. So far, a precise mathematical analysis was possible only for shallow models (Safran et al., 2021; Simsek et al., 2021), while deep models remain black boxes. One of the empirical approaches to this problem is analyzing connectivity properties of the parameters, i.e., if two models can be connected by a path on the loss surface which does not raise the loss value compared to either end points. This is generally termed as **mode connectivity**, where a **mode** is a parameterization of a neural network which usually (but not necessarily) has low loss. Starting with the exploration of non-linear paths (Draxler et al., 2018; Izmailov et al., 2018) research continued into understanding interconnected minima (Wortsman et al., 2021) and investigation of the linear mode connectivity (LMC) (Frankle et al., 2020; Entezari et al., 2022). It is interesting that it was in particular observed that deeper networks have larger barriers (Entezari et al., 2022). The example of LMC being a helpful approach for loss surface understanding is the work of Yunis et al. (2022): they employed the notion of linear connectivity for building convex hulls of models, that are supposed to model the solution basins, and investigated their properties. An interesting aspect of LMC is its relation to the functional similarity of the models. In particular, Entezari et al. (2022) hypothesizes that different basins contain functionally different networks, while feature matching moves them to the same basin and thus makes them similar. Evidence from the work of Fort et al. (2019) shows that sampling weights in the surrounding of a trained model does not give as much benefit in the ensembles as independent training, meaning that the models are too similar. In the work Lubana et al. (2023) the conjecture is that only mechanistically similar networks can be linearly connected, i.e., models should have similar behavior on semantically similar input features. This is also confirmed by investigation of layer-wise feature connectivity (Zhou

et al., 2023), where linearly connected models were shown to have similar features in every layer. Yet, Yunis et al. (2022) show that models in the convex hulls are functionally not similar.

It is hard to identify whether barriers between models are harmful or helpful for further training in case of continuous federated averaging: It is a known fact that selecting gradient directions from a point of higher loss is beneficial for training (Foret et al., 2020) and there are indications that similar dynamics are at play in a distributed setup (Zhu et al., 2023). But it is also known that specifically generated bad initializations (Liu et al., 2020) as well as minimax optimization for adversarial robustness (Tsipras et al., 2018) can result in decreasing performance, thus it cannot be always beneficial to look for a high loss point for the training restart. It was even proposed to match the features in the models before averaging (and according to Entezari et al. (2022) bring them to one basin), with empirical demonstration of improved federated training (Wang et al., 2020). Different training regimes can expose interesting connection to the loss surface properties as well: Even if two models trained from scratch cannot be successfully averaged (Frankle et al., 2020), different fine-tunings of a pretrained model allow for fruitful averaging of any amount of models (Wortsman et al., 2022). Analogously, starting from a pretrained model in the federated learning setting can achieve better results than training from scratch, specifically in the relevant case of non-i.i.d. data (Chen et al., 2022).

Most of the proposed methods for combination or fusion of models to achieve linear connectivity are building layer-wise alignment of activations or weights before adding models Singh & Jaggi (2020); Ainsworth et al. (2022); Jordan et al. (2022). Nevertheless, one layer is sometimes enough to achieve a successful fusion: Rebuffi et al. (2023) combined adversarially robust and non-robust models; Bansal et al. (2021) combined two completely different models in one; Ilharco et al. (2022), Ortiz-Jimenez et al. (2023) performed task arithmetic, i.e., added knowledge about new task to a model without causing it to forget the original task. Recently, an attempt to confirm a layer-restricted memorization was made by Maini et al. (2023), but the results indicate that memorization is happening throughout the network and not only in one layer.

The observation that deep neural networks during training converge bottom-up (i.e., first shallow layers and last deep layers) attracted a lot of empirical investigations (Yixiong Chen, 2023; Li et al., 2019; Raghu et al., 2017). This can be looked at from multiple perspectives: that deeper layers are moving further away from initialization, while shallow layers stay close (Zhang et al., 2022; Andriushchenko et al., 2023b); that the loss with respect to the shallow layers is more smooth and allows for fast convergence (Yixiong Chen, 2023); and that the gradients for the shallow layers are vanishing with the loss becoming smaller. Some of these perspectives contradict each other, for example, it is unclear if training of shallow layers stops early because they indeed converge to the most optimal state or just because gradients propagation is not possible anymore, thus pointing to little common understanding of the aforementioned phenomenon. At the same time it points to the layer-wise difference of the training process, which consequentially means that the loss surface of the optimization task has a layer-wise structure. The lack of understanding of the layer-wise structure leads to surprising results, e.g., that sharpness aware minimization is sufficient for improving generalization when applied only to BatchNorm layers (Mueller et al., 2023). Investigation of the layer-wise structure of the one-dimensional cuts of the loss surface was performed for understanding optimization process: Connecting the initialization and trained model gives insights on how successful is the training (Zhang et al., 2022; Chatterji et al., 2020; Vlaar & Frankle, 2022). These works also demonstrate a very different behavior of the individual layers when interpolating to the initialization. Moreover, there seem to be only a subset of layers affecting the performance of the model when reinitialized, which size can be considered a complexity measure (Chatterji et al., 2020).

3 EMPIRICAL LAYER-WISE LINEAR MODE CONNECTIVITY (LLMC)

We consider a network architecture \mathcal{A} parametrized by \mathcal{W} that is trained on a task represented by a training set S_{train} and a test set S_{test} , both sampled from a data distribution \mathcal{D} . At each point during training, one can measure both loss $\epsilon(\mathcal{W}, S)$ and error $E(\mathcal{W}, S)$ (i.e., one minus classification accuracy). They can be measured both on the training and test set. Note that in the literature on LMC, both training and test losses are used; in the context of federated learning the training loss and error are most insightful, since they directly influence local optimization—in our experiments we find, though, that both training and test losses show similar trends. In the following, we consider training loss and error and write $\epsilon(\mathcal{W}), E(\mathcal{W})$ for $\epsilon(\mathcal{W}, S_{\text{train}}), E(\mathcal{W}, S_{\text{train}})$. Assume that we have

fixed two different weight parametrizations \mathcal{W}_1 and \mathcal{W}_2 . Let $\epsilon_\alpha(\mathcal{W}_1, \mathcal{W}_2) = \epsilon(\alpha\mathcal{W}_1 + (1 - \alpha)\mathcal{W}_2)$ and $E_\alpha(\mathcal{W}_1, \mathcal{W}_2) = E(\alpha\mathcal{W}_1 + (1 - \alpha)\mathcal{W}_2)$ for $\alpha \in [0, 1]$ be the loss and error, respectively, of the network created by linearly interpolating between \mathcal{W}_1 and \mathcal{W}_2 . Then Frankle et al. (2020) define the following notion of instability.

Definition 1. *The difference between the supremum of the loss for any interpolation $\sup_\alpha \epsilon_\alpha(\mathcal{W}_1, \mathcal{W}_2)$ and the average loss of the endpoints $\frac{1}{2}(\epsilon(\mathcal{W}_1) + \epsilon(\mathcal{W}_2))$ is called the **linear interpolation instability** for the given architecture \mathcal{A} .*

Note that one can use the error instead of the loss to define a corresponding measure of instability. **Note** that, since α is a continuous value, a granularity over which the supremum is found needs to be selected in practice. This is a decisive factor that allows to look at the loss surface in less or more details. Existing abundant evidence indicates that such interpolations are usually very smooth, nevertheless it is not formally proven or should be expected.

Two parametrizations \mathcal{W}_1 and \mathcal{W}_2 **have a linear barrier between them** if the linear interpolation instability is sufficiently high. When models are very different in performance or when both of them are not performing good, an absence of a linear barrier does not mean that the performance of the interpolation model is good, though. It is assumed in the literature that two models are in a convex valley and thus can be successfully averaged once they are sufficiently well trained (Entezari et al., 2022; Frankle et al., 2020; Wortsman et al., 2022). We consider barriers between models at various stages of training, since in federated learning averaging is happening throughout the training process.

In the following, we analogously define a layer-wise notion of instability. Let \mathcal{A} be structured in L layers $\{\mathbf{W}^{(1)}, \dots, \mathbf{W}^{(L)}\}$. In our experiments, we consider both weights and bias as one set of parameters describing a layer. Let us fix a layer $\mathbf{W}^{(i)}$. Consider a parametrization that is defined by α , \mathcal{W}_1 and \mathcal{W}_2 as $\{\mathbf{W}_j^{(1)}, \mathbf{W}_j^{(2)}, \dots, \alpha\mathbf{W}_1^{(i)} + (1 - \alpha)\mathbf{W}_2^{(i)}, \dots, \mathbf{W}_j^{(L)}\}$ where j can be selected to be 1 or 2. Such a parameterization essentially lies on the line between \mathcal{W}_1 and \mathcal{W}_2 , projected onto the subspace of layer $\mathbf{W}^{(i)}$. Denote as $\epsilon_{\alpha,i}$ and $E_{\alpha,i}$ loss and error measured in that point.

Definition 2. *(Layer-wise linear interpolation instability) The difference between supremum of the loss on the line $\sup_{\alpha,j} \epsilon_{\alpha,i}(\mathcal{W}_1, \mathcal{W}_2)$ and average loss of the endpoints $\frac{1}{2}(\epsilon(\mathcal{W}_1) + \epsilon(\mathcal{W}_2))$ is the **layer-wise linear interpolation instability** for the given architecture \mathcal{A} and selected layer $\mathbf{W}^{(i)}$.*

Note that the selection of model $j \in \{1, 2\}$ defines the parametrization around which we consider layer-wise interpolations. Obviously, if one model is more performant than another or more robust to weight changes the loss will be different for the same α but different j .

In the following we say that **averaging is successful** if the resulting model performs on par with the original ones, i.e., there is no barrier between the two models at the average. Deviations of around 2% can be assigned to the randomness of the process, thus only if the loss value is larger it is a barrier (Frankle et al., 2020). Since federated learning averages models, we consider not the supremum over $\alpha \in [0, 1]$, but instead only the middle point $\alpha = 0.5$. To make this clear, we use the term averaging barrier.

Convolutional models. In the following we show empirically that there are no layer-wise barriers for ResNet18 trained on CIFAR-10. We replace BatchNorm layers with identity, because it is known to affect the averaging (Li et al., 2021). We consider the following training setups: (i) parallel training on the full training set with different data shuffling, (ii) with same data shuffling but different initialization, (iii) a federated setup (without aggregation) for two clients with i.i.d. local training data, and (iv) with non-i.i.d. local training data (split by Dirichlet distribution on labels with parameter 0.1 and 12). Fig. 1 and Appx. Fig. 6 demonstrate that for every setup there are no layer-wise averaging barriers, while a linear barrier is present.

Large language models. We test how layer-wise connectivity behaves on large language models. We trained a small GPT-like model with 12 layers on Wikitext. The results are shown in Appx. Fig. 16. Here, we compute barriers using test set, demonstrating that also in this setup there are mostly no layer-wise barriers between models. We note, that different initialization and small learning rates result in barriers in some of the shallow layers. It is interesting, that weight sharing between the first layer and the last layer seem to affect the barrier a lot: when it is used, the barrier on the last layer is as large as the full networks barrier, while when there is no weight sharing the barrier is not so

pronounced. We further checked Pythia¹ model pairs, which are trained on different datasets, but have the same architecture. We check the barriers on the test set of Wikitext data (Appx. Fig 17, 18, 19). Pythia models do not use weight sharing while training, but smaller models still show rather significant barriers when averaging the last layer, different from the larger model.

Cumulative layer-wise structure. The natural question arising from the demonstrated results is whether several layers combined can lead to a barrier and how many layers are needed then. For this we introduce one more notion of instability. Let us fix a subset of layers $\mathbf{W}^{(i)}, \mathbf{W}^{(i+1)}, \dots, \mathbf{W}^{(i+c)}$. Consider a parameterization that is defined by α, \mathcal{W}_1 and \mathcal{W}_2 as $\{\mathbf{W}_j^{(1)}, \mathbf{W}_j^{(2)}, \dots, \alpha \mathbf{W}_1^{(i)} + (1 - \alpha) \mathbf{W}_2^{(i)}, \alpha \mathbf{W}_1^{(i+1)} + (1 - \alpha) \mathbf{W}_2^{(i+1)}, \dots, \alpha \mathbf{W}_1^{(i+c)} + (1 - \alpha) \mathbf{W}_2^{(i+c)}, \dots, \mathbf{W}_j^{(L)}\}$ where j can be selected to be 1 or 2. Denote as $\epsilon_{\alpha, i, i+1, \dots, i+c}$ and $E_{\alpha, i, i+1, \dots, i+c}$ loss and error measured in such point. Note, that we fix layers going one after another for the ease of mathematical notation; the definition is the same if the layers do not follow after one another.

Definition 3. (Cumulative layer-wise linear averaging instability) The difference between the middle point of the loss on the line $\epsilon_{0.5, i, i+1, \dots, i+c}(\mathcal{W}_1, \mathcal{W}_2)$ and average loss of the endpoints $\frac{1}{2}(\epsilon(\mathcal{W}_1) + \epsilon(\mathcal{W}_2))$ is the **cumulative layer-wise linear averaging instability** for the given architecture \mathcal{A} and selected layers $\mathbf{W}^{(i)}, \mathbf{W}^{(i+1)}, \dots, \mathbf{W}^{(i+c)}$.

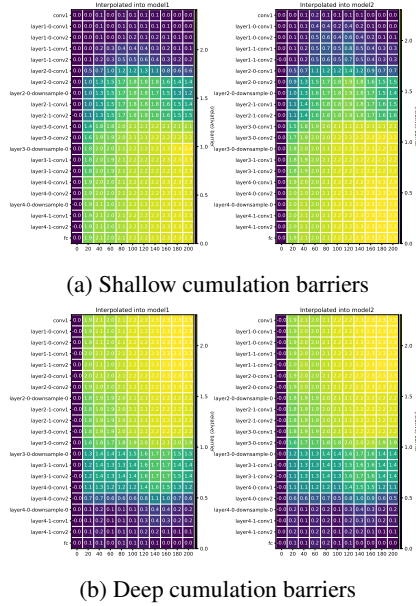


Figure 2: CIFAR-10 solved with ResNet18. Full data training setup, from same initialization. Heatmap visualizes cumulative averaging, each layer added to the group of averaged layers one by one, starting from bottom or top.

learning rate promotes sparser (Andriushchenko et al., 2023b), and potentially more similar, features in shallow layers.

4 MINIMALISTIC EXAMPLE OF LLMC

In order to better understand the reasons behind the absence of layer-wise barriers for models with no linear connectivity, we analyze a minimalistic example of linear networks that demonstrates

We investigate the barrier value when larger subsets of layers are fixed for cumulation. We consider two directions of cumulation: from shallow to deep layers and from deep to shallow, i.e., in the first case, starting with the most shallow layer and replacing it by the average we move to more layers, till the full networks are averaged. Fig. 2 shows a curious structure revealing itself in the buildup of the barriers: neither shallowest nor deepest layers cause the barrier, but the middle ones do. We demonstrate that the position of layers causing barriers is very well defined and does not depend on the federated setup, i.i.d. and non-i.i.d. (Appx. Fig. 11, 12, 13, 14). We verified this via checking randomly selected layers for cumulation and observing larger amount of layers to cumulate without barrier when only shallow or deep layers are considered (Appx., Fig. 7). The effect of the learning rate is pronounced in this set of experiments: a high learning rate allows to see always the same structure, independent of the difference in the initializations, while a low learning rate results in not linearly connected shallow layers when initialization is different (Appx., Fig. 8, 9, 10). We observe similar phenomena with the VGG11 network trained on CIFAR-10 (Appx., Fig. 15).

While the cumulative structure phenomenon might have curious implications, we left it for future work. It is possibly connected to the work of Jacot (2023) which shows that a deep neural network learns a simple 1-dimensional function in its middle layers. The experiment with different learning rates hints at properties of LLMC being dependent on the optimizer parameters. For example, high

¹<https://github.com/EleutherAI/pythia> from Biderman et al. (2023)

the layer-wise properties of linear connectivity. We choose a one-dimensional diagonal linear network $\ell(w_1, w_2) = (1 - w_1 w_2)^2$ as one of the simplest non-convex models. We observe the LLMC phenomenon in Fig. 3: full interpolation between two minima $w = (w_1, w_2)$ and $w' = (w'_1, w'_2)$ leads to a barrier, while interpolating only the second layer—which results in the point $(w_1, \frac{1}{2}w_2 + \frac{1}{2}w'_2)$ —leads to a much lower loss. However, interpolating only the first layer leads to a high loss which is consistent with some of our experiments on deep non-linear networks.

Layer-wise convexity. Fig. 3 also illustrates that the loss is convex in w_1 and w_2 separately (i.e., along any coordinate-aligned slice of the loss surface) but not in (w_1, w_2) jointly. This result can be formally generalized for linear networks of arbitrary depth.

Theorem 4.1 (Layer-wise convexity). *Let the squared loss of a deep linear network interpolated between two sets of parameters $\{\mathbf{W}^{(i)}\}_{i=1}^L$ and $\{\mathbf{W}'^{(i)}\}_{i=1}^L$ at any layer $k \in \{1, \dots, L\}$ with interpolation coefficient α be*

$$L(\alpha) = \|\mathbf{Y} - \mathbf{X}\mathbf{W}^{(1)} \dots (\alpha\mathbf{W}^{(k)} + (1 - \alpha)\mathbf{W}'^{(k)}) \dots \mathbf{W}^{(L)}\|_F^2, \quad (1)$$

then $L(\alpha)$ is convex and there are no barriers in layer-wise interpolation.

Proof. We can rewrite $L(\alpha)$ as

$$\begin{aligned} L(\alpha) &= \|\mathbf{Y} - \mathbf{X}\mathbf{W}^{(1)} \dots \mathbf{W}'^{(k)} \dots \mathbf{W}^{(L)} - \alpha\mathbf{X}\mathbf{W}^{(1)} \dots \mathbf{W}^{(k)} \dots \mathbf{W}^{(L)} + \alpha\mathbf{X}\mathbf{W}^{(1)} \dots \mathbf{W}'^{(k)} \dots \mathbf{W}^{(L)}\|_F^2 \\ &= \underbrace{\|\mathbf{Y} - \mathbf{X}\mathbf{W}^{(1)} \dots \mathbf{W}'^{(k)} \dots \mathbf{W}^{(L)}\|_F^2}_{\bar{\mathbf{Y}}} + \underbrace{2\alpha\langle \bar{\mathbf{Y}}, \bar{\mathbf{W}} \rangle + \alpha^2\|\bar{\mathbf{W}}\|_F^2}_{\|\alpha\bar{\mathbf{W}}\|_F^2} = \|\bar{\mathbf{Y}} + \alpha\bar{\mathbf{W}}\|_F^2 \end{aligned}$$

which is convex since the second derivative is non-negative:

$$\frac{d^2}{d\alpha^2} L(\alpha) = \frac{d^2}{d\alpha^2} (\|\bar{\mathbf{Y}}\|_F^2 + 2\alpha\langle \bar{\mathbf{Y}}, \bar{\mathbf{W}} \rangle + \alpha^2\|\bar{\mathbf{W}}\|_F^2) = \frac{d^2}{d\alpha^2} \|\alpha\bar{\mathbf{W}}\|_F^2 = 2\|\bar{\mathbf{W}}\|_F^2 \geq 0.$$

Convexity of $L(\alpha)$ implies that there are no barriers in layer-wise interpolation: for any $\alpha \in [0, 1]$, we have $L(\alpha) \leq \alpha L(0) + (1 - \alpha)L(1)$ as a consequence of convexity. In particular, if both $L(0)$ and $L(1)$ have a low loss, then the whole line segment between them also has a low loss. \square

This shows an interesting **layer-wise structure of the loss surface** of deep linear networks: while the overall loss landscape is non-convex, it is layer-wise convex. In particular, it means that although there can exist barriers under full network interpolation, there are no barriers under layer-wise interpolation. Moreover, due to convexity, the layer-wise interpolation loss is expected to grow not too fast since $L(\alpha) \leq \alpha L(0) + (1 - \alpha)L(1)$, i.e., in the worst case the increase of $L(\alpha)$ will be linear in α . For shallow non-linear networks it was theoretically shown that there are also convex interpolations in most directions with respect to the first layer (Safran et al., 2021). We will see that it is also the case even for deep non-linear networks in the next section. Of course, it does not hold in general for non-linear networks, except with respect to the last layer. But it suggests that the layer-wise structure of the loss surface can be much simpler than the global structure which supports the empirical observation that LLMC often holds when LMC does not.

5 TOWARDS UNDERSTANDING THE LLMC PHENOMENON

In the following we investigate the properties of deep neural networks that can cause the observed phenomenon of LLMC. We present a robustness view on it and explore the loss surface for understanding perturbation effects on loss value in different directions.

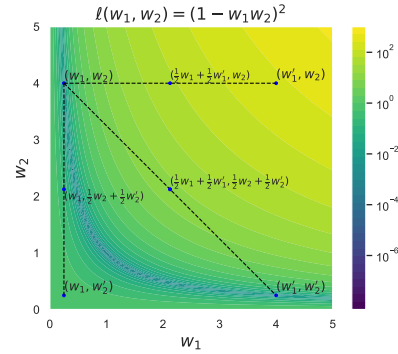


Figure 3: Minimalistic example of the LLMC phenomenon with a 1D diagonal linear network: joint interpolation between w and w' leads to a barrier, while interpolating only the second layer leads to a much lower loss.

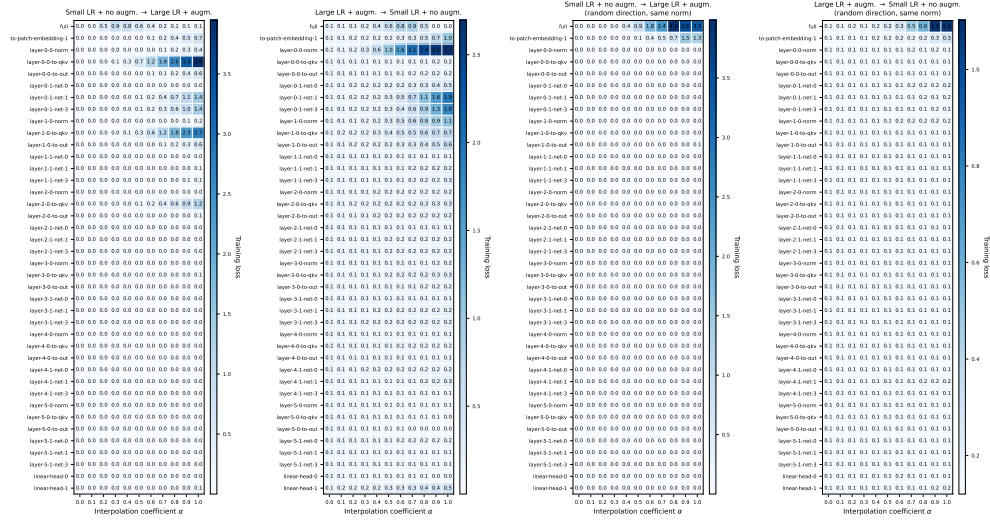


Figure 4: Layerwise interpolations (left: *model 1* \rightarrow *model 2* and *model 2* \rightarrow *1*) and robustness to random perturbations of the same norm (right: *model 1* \rightarrow *model 2* and *model 2* \rightarrow *1*) for vision transformers trained on CIFAR-10 with different learning rates and data augmentations.

5.1 LLMC AND ROBUSTNESS IN THE PARAMETER SPACE

We evaluate the models from a public repository² which contains vision transformers (ViTs) trained using the same initialization and randomness but different hyperparameters. We select three pairs of models: (1) trained with small learning rate (LR) without augmentations vs. large LR with augmentations (Fig. 4), (2) small vs. large LR, both trained without augmentations (Appx. Fig. 20), (3) trained with SAM with $\rho = 0$ vs. $\rho = 0.1$, both trained without augmentations (Appx. Fig. 21). We compute layer-wise interpolations (Fig. 4, left) and **robustness to random perturbations** (Fig. 4, right) of the same norm as the perturbation induced by layer-wise interpolation with a particular interpolation coefficient $\alpha \in [0, 1]$.

Fig. 4 suggests that we get barrier-free interpolation at $\alpha = 0.5$ for almost all layers. Interestingly, we observe no significant growth in the linear head interpolation in contrast to the LLM experiments, perhaps due to the fact that these weights are not tied to the input embeddings in ViTs. Instead, the most sensitive layers are the early attention (qkv) and fully-connected (net) weights. We also observe that the success of interpolations is highly asymmetric for a pair of models, and for flatter models (due to larger LR or larger ρ of SAM), the loss grows much more slowly over the interpolation coefficient α . These results confirm that (i) the robustness of the model indeed affects the barrier development and (ii) loss grows monotonically with a convex trend, at least locally for not too large values of α , which is coherent with Theorem 4.1. Moreover, the networks are much more robust to random perturbations compared to the direction of interpolation between models. This suggests that averaging directions are **special** in the sense of having much higher curvature than random ones. We discuss this in more detail in the next section.

We also perform robustness analysis for the setups with ResNet18 and CIFAR-10. In this group of experiments we compare averaging barrier (so for $\alpha = 0.5$ developed through training) for each of the layers with the random directions loss taken at the same distance (Appx. Sec. A.2.2). We check the robustness when $\alpha = 1$ and observe that while random directions still do not cause the growth of loss, layer-wise interpolation does. The most curious is that the layers that are sensitive to averaging direction perturbation coincide with the layers that are shown to be critical for ResNet18 architecture in Zhang et al. (2022). For the case of ViTs LayerNorm layers were demonstrated to be most critical along with the layers that our analysis indicates to be sensitive to perturbations.

²<https://github.com/tml-epfl/sharpness-vs-generalization> from Andriushchenko et al. (2023a)

Overall, we conclude that the robustness view can serve as an explanation for the LLMC phenomenon: there is a built-in robustness to perturbations (including layer-wise) in the parameter space that stems from standard training with large LR (Wu et al., 2018) and augmentations (Geiping et al., 2023).

5.2 SPECIAL DIRECTIONS ON THE LOSS SURFACE

Our previous experiments show that altering parameters of a model in the direction of another model can have a larger impact on the loss than in random directions. At the same time, this effect is reduced for single layers. To analyze this phenomenon further, we investigate how the impact on the loss differs for parameter changes (i) in the direction of another model, (ii) in the subspace spanned by the training trajectory of the two models (the training space), and (iii) the null space, i.e., the subspace perpendicular to the training space. We train two fully connected networks with 3 hidden layers on MNIST for 50 epochs and save checkpoints each epoch. We compute the average parameter vector of the final two models. The averaging direction for each network is a unit vector from the final network’s parameter vector to the average. We describe the training space by computing an orthonormal basis of the span of the 102 vectors using singular value decomposition. Similarly, we find an orthonormal basis for the null space. We then sample random noise by first sampling a random unit vector from each subspace and multiplying it with magnitude σ sampled uniform from $[0.001, 10.0]$. We then check the impact of that noise on the test loss of both final models. The results shown in Figure 5a indicate that perturbations along the average direction indeed have the highest impact on the loss, and perturbations perpendicular to the training space have a higher impact than perturbations in the training subspace. A possible interpretation is that minima are flat in training space (thus perturbations in training subspace have low impact), but the two final models are in distinct minima (so loss changes a lot in the averaging direction). Random directions in training space would have a low likelihood of pointing towards the other minimum and thus perturbations have in expectation less impact. Perturbations in directions perpendicular to the training space have a strong impact on the loss, which is reasonable since those directions did not improve the loss during training and are more likely to be detrimental. To understand the connection of this phenomenon to the layer structure of the networks, we perform the same experiment but restrict the parameter vectors to individual layers, for which we compute the average direction, training space and null space. As seen in Fig. 5b-5e, the overall picture changes when looking at layers: while noise from the null space has a strong effect on the loss for all layers, the effect of noise in training space decreases with the depth—it is strong for the most shallow layer and nearly has no impact for the last layer. The most striking difference we find for noise in the averaging direction, though. Here, we see a noticeable effect on loss only in the most shallow layer. The other three layers are nearly entirely robust to noise in the averaging direction. This indicates that the averaging direction is indeed special in the training space and the null space, perpendicular to the training space, consistently has a high impact on loss. Thus selecting a noise direction is crucial for such notions as robustness (Xu & Mannor, 2012) or flatness (Petzka et al., 2021).

In Zhou et al. (2023) the property of layer-wise feature connectivity was tightly connected to the properties of ReLU activations: We experiment also with sigmoid and tanh, for which we observe the same behavior. Moreover, the results are the same when using more than two neural networks—only the dimension of the training space increases (the increase was linear with the number of networks in our experiments).

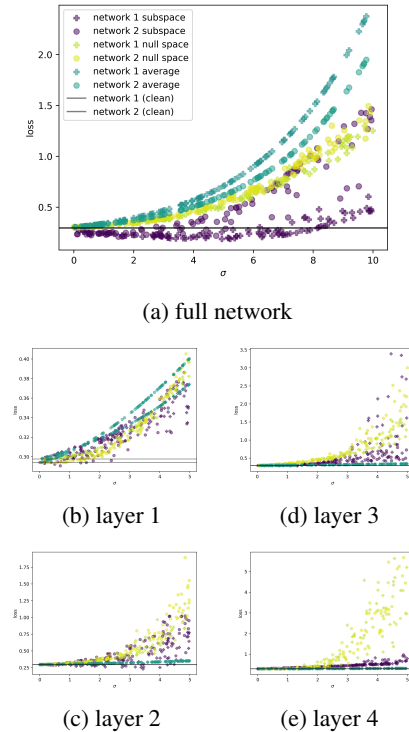


Figure 5: Test loss of two networks with perturbations of magnitude σ in the training subspace, null space, and along their averaging direction; perturbing the full network and separate layers.

6 LLMC AND THE PERSONALIZATION PUZZLE IN FEDERATED LEARNING

Personalization in federated learning aims at reusing the knowledge from local models for mutually improving local models. A very common approach is to select for aggregation only the layers that carry the common knowledge. In the literature it was proposed to average the deepest layers (Liang et al., 2020), shallowest (Arivazhagan et al., 2019), or even learning weights for each of the layers (Ma et al., 2022). It is very hard, though, to identify which layers carry the local knowledge and which the common. Moreover, there seem to be an indication that knowledge cannot be localized to a particular layer at all (Maini et al., 2023). We apply the insights described before to try to answer this question.

We select the setup with CIFAR-10 and ResNet18 without normalization layers. A popular approach to construct personalized local datasets is to create label based non-i.i.d. distributions, either by allocating only a subset of labels to each local learner or by using a Dirichlet distribution³. We construct two data separations using Dirichlet distributions with parameter 3 and 0.01, where the second one is significantly more pathological. Following the insights obtained in previous sections, we consider averaging only the layers that produce a cumulative barrier, as well as the ones that have the most pronounced sensitivity to the averaging directions. We also consider the reversed setup, i.e., averaging only layers different from those listed above. Existing approaches are, for example, to aggregate only body layers or only final layers. To our surprise the results for all considered partial aggregations do not differ significantly (Tab. 1). Note that the average performance of the local models has a variance of around 8%—this makes the results nearly identical. We conjecture, that in the setup where the architecture is powerful enough to learn the global task and full averaging outperforms local training (like in the setup with milder non-i.i.d. separation in our experiments), none of the partial averaging approaches will be able to outperform full averaging, but it can be on par. At the same time, in the pathological non-i.i.d. case, when full averaging prevents local models from training and local training is significantly more successful, partial averaging performs on par with local training. We confirm these findings in the setup considered by Oh et al. (2021), i.e., MobileNet trained on CIFAR-100 with 100 clients and only several classes available to each client. We conclude, that, at least in label non-i.i.d. setup, no knowledge about the LLMC helps to find a more successful setup for partial averaging. This is in alignment with the conclusions of Pillutla et al. (2022), where the main benefit of existing partial averaging is shown to be less communication—but on feature shift personalization task. We leave the further investigation of possible applicability of our LLMC phenomenon to layer-wise aggregation for feature-based personalization for future work.

Table 1: Average test accuracy among local models for layer-wise personalization methods.

Averaging mode	CIFAR-10		CIFAR-100
	non-iid	path.	path.
Full	61.82	24.24	18.43
No (local training)	50.29	91.75	53.94
Body	61.73	91.72	56.46
Classifier	50.31	93.9	55.12
Critical	51.11	94.12	55.22
Not critical	50.69	94.52	49.01
Middle	50.59	94.16	50.42
Not middle	50.38	92.37	55.87

7 DISCUSSION AND CONCLUSIONS

In this work we investigate the fine-grained structure of barriers on the loss surface observed when averaging models. We propose a novel notion of layer-wise linear mode connectivity and show that on the level of individual layers the averaging barrier is always insignificant compared to the full model barrier. We also discover a structure in the cumulative averaging barriers, where middle layers are prone to create a barrier, which might have further connections to the existing investigations of the training process of neural networks. It is important to emphasize that the definition of barrier should be selected very carefully: When performance of the end points is very different, comparing to the mean performance might be misleading for understanding the existence of barrier. Our explanation of LLMC from the robustness perspective aligns with previously discovered layer criticality (Zhang et al., 2022) and shows that indeed more robust models are slower to reach barriers. Training space

³We emphasize that it is by far not the only possible way. Domain shift would be an example of personalized tasks with different feature distributions. Different tasks form an even harder setup of full distribution shift.

analysis indicates that considering random directions on the loss surface might be misleading for its understanding. So, for example, searching for non-convexity along the training path is usually unsuccessful (Xing et al., 2018).

Our research poses an interesting question: How is the structure of barriers affected by the optimization parameters and the training dataset? We see a very pronounced effect of learning rate and in preliminary investigation we observe that easier tasks result in less layers sensitive to modifications (Appx. Fig. 27). Understanding this connection can explain the effects of the optimization parameters on the optimization landscape. Together with the existing empirical evidences that an individual layer can be a powerful tool for lossless alignment of different models, e.g., (Bansal et al., 2021; Rebuffi et al., 2023), it can be claimed that the loss surface has a pronounced layer-wise structure. Our preliminary experiments on personalization and existing research on memorization (Maini et al., 2023) indicates that such layer-wise structure does not necessarily result in a concentration of particular knowledge in any individual layer, though. This also aligns with the common intuition that the best representation extracted from a neural network is often the activation of the penultimate layer. Further investigation of the interconnection between information propagation through the network layers and the optimization process is an exciting direction of future work. This can help understanding the connection between structural similarity and functional similarity of models, as well as relating proximity on the loss surface to functional similarity.

REFERENCES

- Samuel Ainsworth, Jonathan Hayase, and Siddhartha Srinivasa. Git re-basin: Merging models modulo permutation symmetries. In *International Conference on Learning Representations*, 2022.
- Maksym Andriushchenko, Francesco Croce, Maximilian Müller, Matthias Hein, and Nicolas Flammarion. A modern look at the relationship between sharpness and generalization. In *International Conference on Machine Learning*. PMLR, 2023a.
- Maksym Andriushchenko, Aditya Varre, Loucas Pillaud-Vivien, and Nicolas Flammarion. Sgd with large step sizes learns sparse features. In *International Conference on Machine Learning*. PMLR, 2023b.
- Manoj Ghuhan Arivazhagan, Vinay Aggarwal, Aaditya Kumar Singh, and Sunav Choudhary. Federated learning with personalization layers. *arXiv preprint arXiv:1912.00818*, 2019.
- Yamini Bansal, Preetum Nakkiran, and Boaz Barak. Revisiting model stitching to compare neural representations. In *Advances in neural information processing systems*, volume 34, pp. 225–236, 2021.
- Stella Biderman, Hailey Schoelkopf, Quentin Anthony, Herbie Bradley, Kyle O’Brien, Eric Hallahan, Mohammad Aflah Khan, Shivanshu Purohit, USVSN Sai Prashanth, Edward Raff, Aviya Skowron, Lintang Sutawika, and Oskar van der Wal. Pythia: A suite for analyzing large language models across training and scaling, 2023.
- Niladri S Chatterji, Behnam Neyshabur, and Hanie Sedghi. The intriguing role of module criticality in the generalization of deep networks. In *International Conference on Learning Representations*, 2020.
- Hong-You Chen, Cheng-Hao Tu, Ziwei Li, Han Wei Shen, and Wei-Lun Chao. On the importance and applicability of pre-training for federated learning. In *International Conference on Learning Representations*, 2022.
- Xiaoyi Dong, Jianmin Bao, Ting Zhang, Dongdong Chen, Shuyang Gu, Weiming Zhang, Lu Yuan, Dong Chen, Fang Wen, and Nenghai Yu. Clip itself is a strong fine-tuner: Achieving 85.7% and 88.0% top-1 accuracy with vit-b and vit-l on imagenet. *arXiv preprint arXiv:2212.06138*, 2022.
- Felix Draxler, Kambis Veschgini, Manfred Salmhofer, and Fred Hamprecht. Essentially no barriers in neural network energy landscape. In *International conference on machine learning*, pp. 1309–1318. PMLR, 2018.

-
- Rahim Entezari, Hanie Sedghi, Olga Saukh, and Behnam Neyshabur. The role of permutation invariance in linear mode connectivity of neural networks. In *International Conference on Learning Representations*, 2022.
- Pierre Foret, Ariel Kleiner, Hossein Mobahi, and Behnam Neyshabur. Sharpness-aware minimization for efficiently improving generalization. In *International Conference on Learning Representations*, 2020.
- Stanislav Fort, Huiyi Hu, and Balaji Lakshminarayanan. Deep ensembles: A loss landscape perspective. *arXiv preprint arXiv:1912.02757*, 2019.
- Jonathan Frankle, Gintare Karolina Dziugaite, Daniel Roy, and Michael Carbin. Linear mode connectivity and the lottery ticket hypothesis. In *International Conference on Machine Learning*, pp. 3259–3269. PMLR, 2020.
- Timur Garipov, Pavel Izmailov, Dmitrii Podoprikin, Dmitry P Vetrov, and Andrew G Wilson. Loss surfaces, mode connectivity, and fast ensembling of dnns. In *Advances in neural information processing systems*, volume 31, 2018.
- Jonas Geiping, Micah Goldblum, Gowthami Somepalli, Ravid Shwartz-Ziv, Tom Goldstein, and Andrew Gordon Wilson. How much data are augmentations worth? an investigation into scaling laws, invariance, and implicit regularization. In *ICLR*, 2023.
- Gabriel Ilharco, Marco Tulio Ribeiro, Mitchell Wortsman, Ludwig Schmidt, Hannaneh Hajishirzi, and Ali Farhadi. Editing models with task arithmetic. In *International Conference on Learning Representations*, 2022.
- Pavel Izmailov, Dmitrii Podoprikin, Timur Garipov, Dmitry Vetrov, and Andrew Gordon Wilson. Averaging weights leads to wider optima and better generalization. In *34th Conference on Uncertainty in Artificial Intelligence 2018, UAI 2018*, pp. 876–885. Association For Uncertainty in Artificial Intelligence (AUAI), 2018.
- Arthur Jacot. Bottleneck structure in learned features: Low-dimension vs regularity tradeoff. *arXiv preprint arXiv:2305.19008*, 2023.
- Keller Jordan, Hanie Sedghi, Olga Saukh, Rahim Entezari, and Behnam Neyshabur. Repair: Renormalizing permuted activations for interpolation repair. In *International Conference on Learning Representations*, 2022.
- Xiaoxiao Li, Meirui Jiang, Xiaofei Zhang, Michael Kamp, and Qi Dou. Fedbn: Federated learning on non-iid features via local batch normalization. In *International Conference on Learning Representations*, 2021.
- Yuanzhi Li, Colin Wei, and Tengyu Ma. Towards explaining the regularization effect of initial large learning rate in training neural networks. *Advances in Neural Information Processing Systems*, 32, 2019.
- Paul Pu Liang, Terrance Liu, Liu Ziyin, Nicholas B Allen, Randy P Auerbach, David Brent, Ruslan Salakhutdinov, and Louis-Philippe Morency. Think locally, act globally: Federated learning with local and global representations. *arXiv preprint arXiv:2001.01523*, 2020.
- Shengchao Liu, Dimitris Papailiopoulos, and Dimitris Achlioptas. Bad global minima exist and sgd can reach them. *Advances in Neural Information Processing Systems*, 33:8543–8552, 2020.
- Ekdeep Singh Lubana, Eric J Bigelow, Robert P Dick, David Krueger, and Hidenori Tanaka. Mechanistic mode connectivity. In *International Conference on Machine Learning*, pp. 22965–23004. PMLR, 2023.
- Xiaosong Ma, Jie Zhang, Song Guo, and Wenchao Xu. Layer-wised model aggregation for personalized federated learning. In *Proceedings of the IEEE/CVF Conference on Computer Vision and Pattern Recognition*, pp. 10092–10101, 2022.

-
- Pratyush Maini, Michael C Mozer, Hanie Sedghi, Zachary C Lipton, J Zico Kolter, and Chiyuan Zhang. Can neural network memorization be localized? In *International Conference on Machine Learning*, 2023.
- Maximilian Mueller, Tiffany Vlaar, David Rolnick, and Matthias Hein. Normalization layers are all that sharpness-aware minimization needs. *arXiv preprint arXiv:2306.04226*, 2023.
- Jaehoon Oh, SangMook Kim, and Se-Young Yun. Fedbabu: Toward enhanced representation for federated image classification. In *International Conference on Learning Representations*, 2021.
- Guillermo Ortiz-Jimenez, Alessandro Favero, and Pascal Frossard. Task arithmetic in the tangent space: Improved editing of pre-trained models. *arXiv preprint arXiv:2305.12827*, 2023.
- Henning Petzka, Michael Kamp, Linara Adilova, Cristian Sminchisescu, and Mario Boley. Relative flatness and generalization. In *Advances in neural information processing systems*, volume 34, pp. 18420–18432, 2021.
- Krishna Pillutla, Kshitiz Malik, Abdel-Rahman Mohamed, Mike Rabbat, Maziar Sanjabi, and Lin Xiao. Federated learning with partial model personalization. In *International Conference on Machine Learning*, pp. 17716–17758. PMLR, 2022.
- Maithra Raghu, Justin Gilmer, Jason Yosinski, and Jascha Sohl-Dickstein. Svcca: Singular vector canonical correlation analysis for deep learning dynamics and interpretability. In *Advances in neural information processing systems*, volume 30, 2017.
- Sylvestre-Alvise Rebuffi, Francesco Croce, and Sven Gowal. Revisiting adapters with adversarial training. In *International Conference on Learning Representations*, 2023.
- Itay M Safran, Gilad Yehudai, and Ohad Shamir. The effects of mild over-parameterization on the optimization landscape of shallow relu neural networks. In *Conference on Learning Theory*, pp. 3889–3934. PMLR, 2021.
- Berfin Simsek, François Ged, Arthur Jacot, Francesco Spadaro, Clément Hongler, Wulfram Gerstner, and Johanni Brea. Geometry of the loss landscape in overparameterized neural networks: Symmetries and invariances. In *International Conference on Machine Learning*, pp. 9722–9732. PMLR, 2021.
- Sidak Pal Singh and Martin Jaggi. Model fusion via optimal transport. *Advances in Neural Information Processing Systems*, 33:22045–22055, 2020.
- Dimitris Tsipras, Shibani Santurkar, Logan Engstrom, Alexander Turner, and Aleksander Madry. Robustness may be at odds with accuracy. In *International Conference on Learning Representations*, 2018.
- Tiffany J Vlaar and Jonathan Frankle. What can linear interpolation of neural network loss landscapes tell us? In *International Conference on Machine Learning*, pp. 22325–22341. PMLR, 2022.
- Hongyi Wang, Mikhail Yurochkin, Yuekai Sun, Dimitris Papailiopoulos, and Yasaman Khazaeni. Federated learning with matched averaging. In *International Conference on Learning Representations*, 2020.
- Mitchell Wortsman, Maxwell C Horton, Carlos Guestrin, Ali Farhadi, and Mohammad Rastegari. Learning neural network subspaces. In *International Conference on Machine Learning*, pp. 11217–11227. PMLR, 2021.
- Mitchell Wortsman, Gabriel Ilharco, Samir Ya Gadre, Rebecca Roelofs, Raphael Gontijo-Lopes, Ari S Morcos, Hongseok Namkoong, Ali Farhadi, Yair Carmon, Simon Kornblith, et al. Model soups: averaging weights of multiple fine-tuned models improves accuracy without increasing inference time. In *International Conference on Machine Learning*, pp. 23965–23998. PMLR, 2022.
- Lei Wu, Chao Ma, et al. How sgd selects the global minima in over-parameterized learning: A dynamical stability perspective. In *Advances in Neural Information Processing Systems*, volume 31, 2018.

-
- Chen Xing, Devansh Arpit, Christos Tsirigotis, and Yoshua Bengio. A walk with sgd. *arXiv preprint arXiv:1802.08770*, 2018.
- Huan Xu and Shie Mannor. Robustness and generalization. *Machine learning*, 86:391–423, 2012.
- Zongwei Zhou Yixiong Chen, Alan Yuille. Which layer is learning faster? a systematic exploration of layer-wise convergence rate for deep neural networks. In *International Conference on Learning Representations*, 2023.
- David Yunis, Kumar Kshitij Patel, Pedro Henrique Pamplona Savarese, Gal Vardi, Jonathan Frankle, Matthew Walter, Karen Livescu, and Michael Maire. On convexity and linear mode connectivity in neural networks. In *OPT 2022: Optimization for Machine Learning (NeurIPS 2022 Workshop)*, 2022.
- Chiyuan Zhang, Samy Bengio, and Yoram Singer. Are all layers created equal? *Journal of Machine Learning Research*, 23(67):1–28, 2022.
- Zhanpeng Zhou, Yongyi Yang, Xiaojiang Yang, Junchi Yan, and Wei Hu. Going beyond linear mode connectivity: The layerwise linear feature connectivity. In *Advances in neural information processing systems*, 2023.
- Tongtian Zhu, Fengxiang He, Kaixuan Chen, Mingli Song, and Dacheng Tao. Decentralized sgd and average-direction sam are asymptotically equivalent. In *International Conference on Machine Learning*, 2023.

A APPENDIX

A.1 EMPIRICAL LAYER-WISE MODE CONNECTIVITY

A.1.1 CIFAR-10, RESNET18 WITHOUT NORMALIZATION

We train ResNet18 without normalization layers using warm-up learning rate schedule: starting from 0.0001 with linear mode for 100 epochs reaching 0.05. Afterwards cosine annealing is used as a schedule for learning rate decay. Batchsize is 64, training is happening for 200 epochs with SGD optimizer, momentum 0.9 and weight decay $5E - 4$. We use this training setup for all experiments with ResNet18. Heatmaps display the barrier size between the models when only some layers are averaged. Barrier is computed on every 20th epoch (along the X-axis).

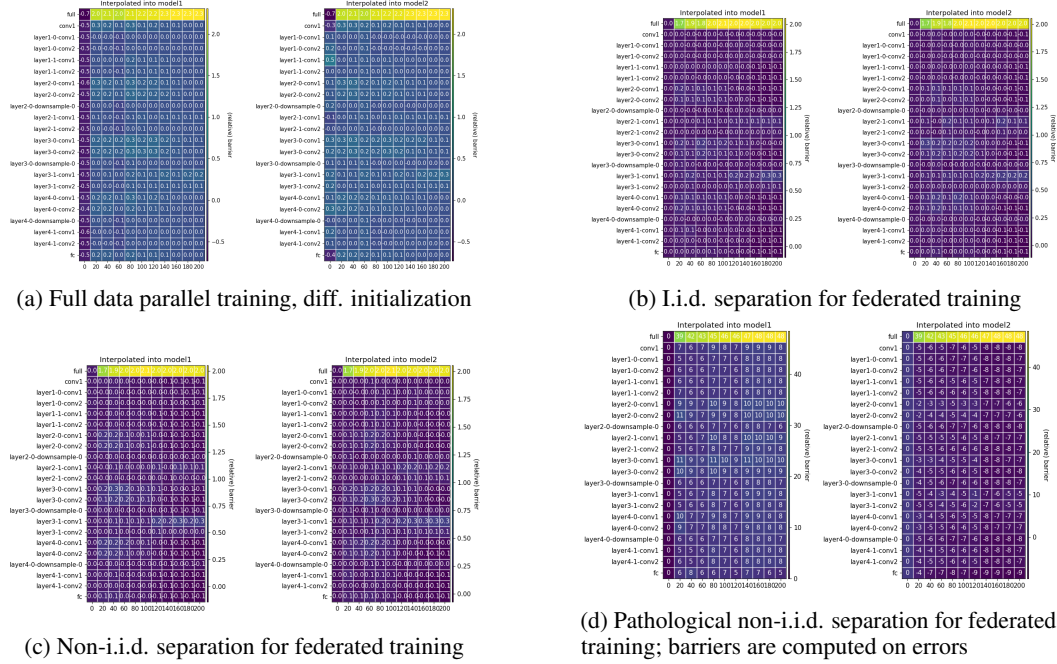


Figure 6: Layer-wise barriers. First row shows the full linear barrier.

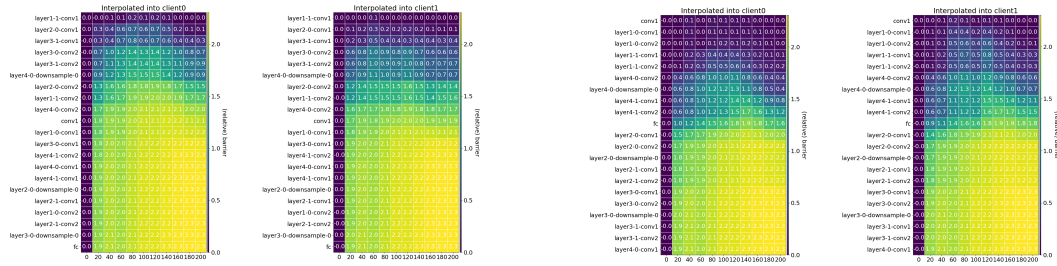


Figure 7: In the left plot we select layers randomly, in the right we first average all the shallowest and all the deepest layers.

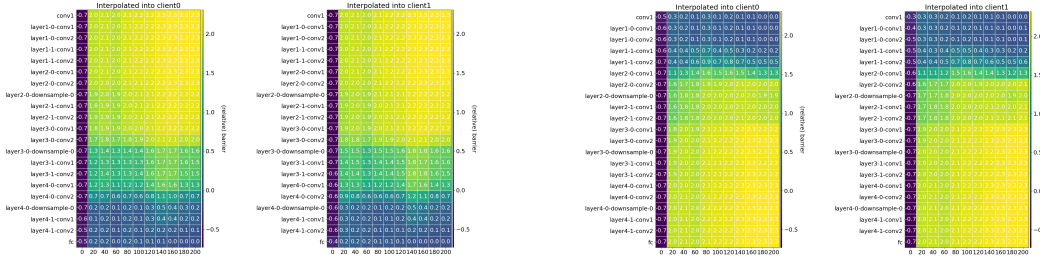


Figure 8: In the left plot we start from deep layers (so on the most shallow layer level full models are averaged), in the right from the shallow. Here the initialization is different for the two models.

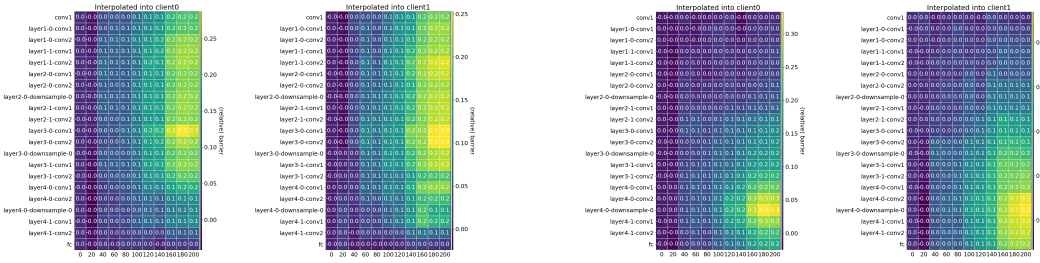


Figure 9: In the left plot we start from deep layers, in the second from the shallow. The initialization is same for the two models, but the data shuffling seed is different and the learning rate is low (0.001 compared to 0.05).

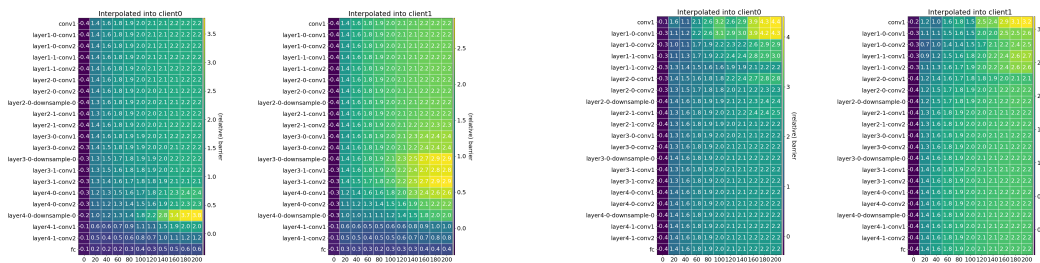


Figure 10: In the left plot we start from deep layers, in the right from the shallow. Here the initialization is different for the two models and the learning rate is low (0.001 compared to 0.05).

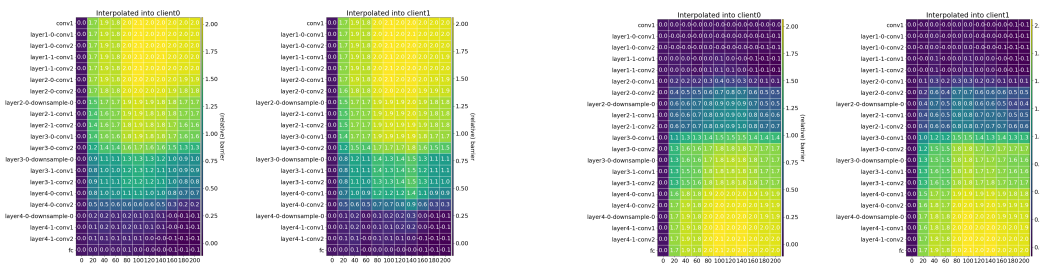


Figure 11: I.i.d. federated data separation. (a) deep cumulation (b) shallow cumulation

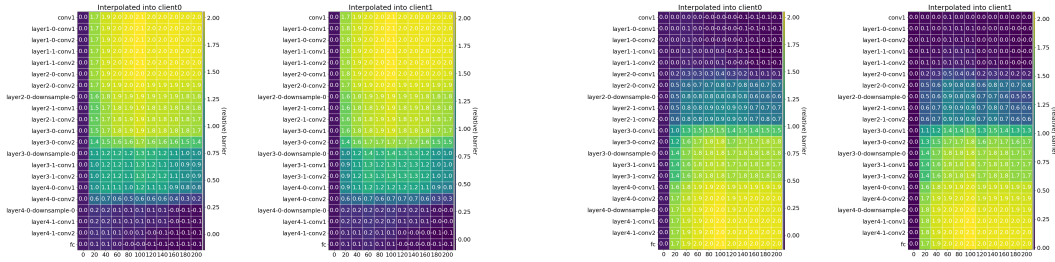


Figure 12: Non-i.i.d. federated data separation with mild discrepancy. (a) deep cumulation (b) shallow cumulation

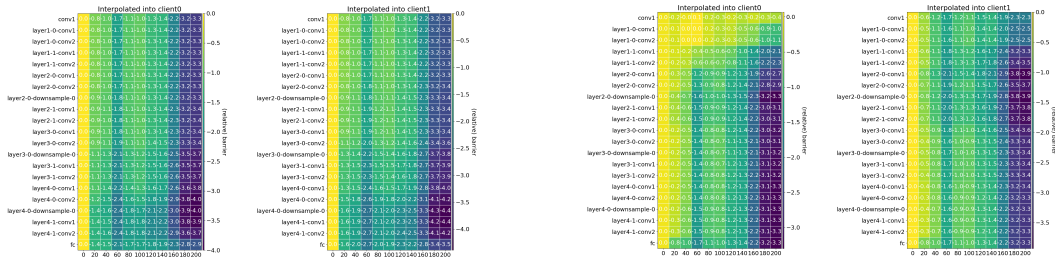


Figure 13: Non-i.i.d. federated data separation with pathological discrepancy. Loss value barriers. (a) deep cumulation (b) shallow cumulation

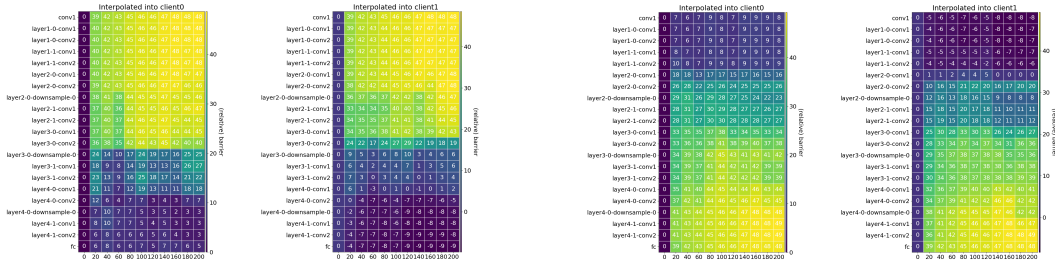


Figure 14: Non-i.i.d. federated data separation with pathological discrepancy. Error value barriers. (a) deep cumulation (b) shallow cumulation

A.1.2 CIFAR-10, VGG11

For VGG11 the training setup is the following: batch size 128, learning rate 0.05, with step wise learning rate scheduler multiplying learning rate by 0.5 every 30 steps. The training is performed for 200 epochs with SGD with momentum 0.9 and weight decay $5E - 4$.

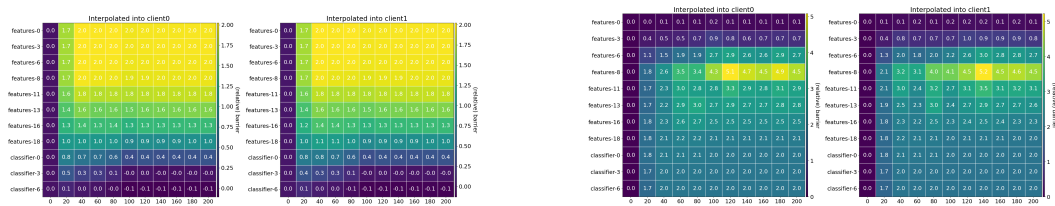



Figure 15: I.i.d. federated data separation. (a) deep cumulation (b) shallow cumulation

A.1.3 WIKITEXT, LARGE LANGUAGE MODELS

Training setup for GPT-like model is taken from <https://github.com/epfml/llm-baselines> for a small network with 12 layers and 256 sequence length. Training is done on Wikitext dataset.



(a) Weight sharing between first layer and last layer

(b) No weight sharing applied

Figure 16: Wikitext, small GPT, full parallel data training from different initializations; Layer-wise barriers.

We experiment with three sizes of Pythia models: 70m, 160m, and 410m.

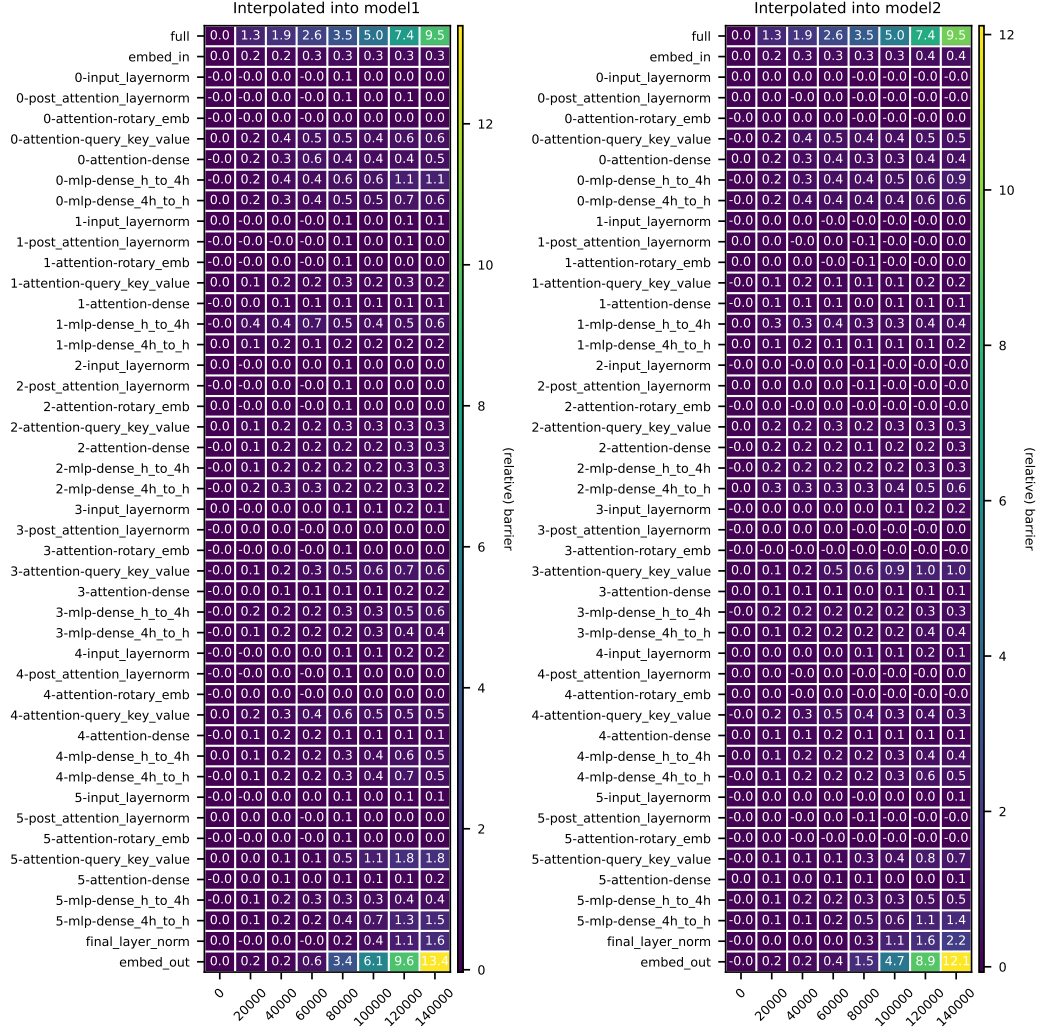


Figure 17: Layer-wise barriers; Wikitext, Pythia models: 70m.

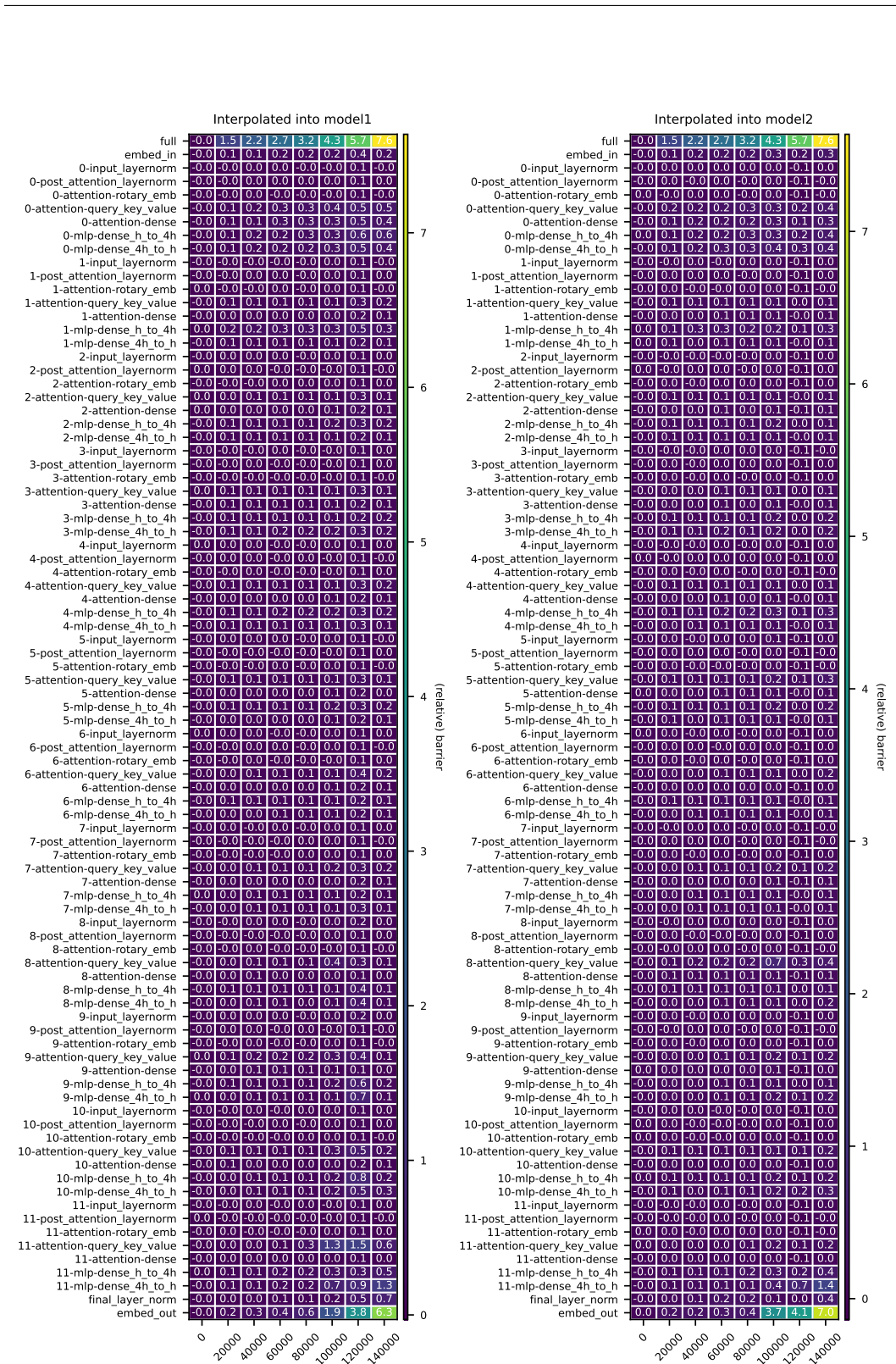


Figure 18: Layer-wise barriers; Wikitext, Pythia models: 160m.




Figure 19: Layer-wise barriers; Wikitext, Pythia models: 410m.

A.2 ROBUSTNESS PERSPECTIVE ON LLMC

A.2.1 CIFAR-10, VISION TRANSFORMERS



Figure 20: Layerwise interpolations (*left*) and robustness to random perturbations of the same norm (*right*) for vision transformers trained on CIFAR-10 with different learning rates.


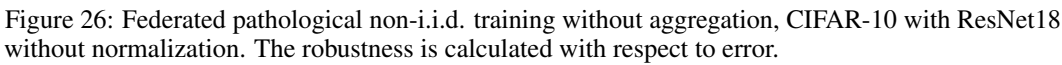
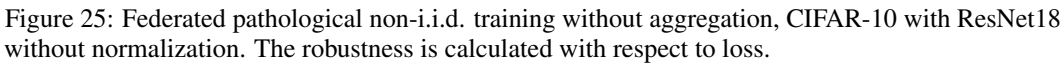


Figure 21: Layerwise interpolations (*left*) and robustness to random perturbations of the same norm (*right*) for vision transformers trained on CIFAR-10 with different perturbation radii ρ of SAM.



A.2.3 CIFAR-100 AND CIFAR-10, MOBILENET

MobileNet implementation and training hyperparameters were taken from <https://github.com/jhoon-oh/FedBABU>. In particular we use batchsize 128, learning rate 0.1 and decay it by 0.1 on half training and 0.75 of training. Training is done for 320 epochs.




Figure 27: Robustness of the layers to the perturbations in the averaging direction. Same architecture (MobileNet) shows different sensitive layers when the task is changing from CIFAR-10 to CIFAR-100.