
PERFORMANCE IMPROVEMENT OF FEDERATED LEARNING SERVER USING SMART NIC

A PREPRINT

Naoki Shibahara

Keio University

3-14-1 Hiyoshi, Kohoku-ku, Yokohama, Japan

shibahara@arc.ics.keio.ac.jp

Michihiro Koibuchi

National Institute of Informatics

2-1-2 Hitotsubashi, Chiyoda-ku, Tokyo, Japan

koibuchi@nii.ac.jp

Hiroki Matsutani

Keio University

3-14-1 Hiyoshi, Kohoku-ku, Yokohama, Japan

matutani@arc.ics.keio.ac.jp

December 19, 2023

ABSTRACT

Federated learning is a distributed machine learning approach where local weight parameters trained by clients locally are aggregated as global parameters by a server. The global parameters can be trained without uploading privacy-sensitive raw data owned by clients to the server. The aggregation on the server is simply done by averaging the local weight parameters, so it is an I/O intensive task where a network processing accounts for a large portion compared to the computation. The network processing workload further increases as the number of clients increases. To mitigate the network processing workload, in this paper, the federated learning server is offloaded to NVIDIA BlueField-2 DPU which is a smart NIC (Network Interface Card) that has eight processing cores. Dedicated processing cores are assigned by DPDK (Data Plane Development Kit) for receiving the local weight parameters and sending the global parameters. The aggregation task is parallelized by exploiting multiple cores available on the DPU. To further improve the performance, an approximated design that eliminates an exclusive access control between the computation threads is also implemented. Evaluation results show that the proposed DPDK-based federated learning server on the DPU with the approximation accelerates the execution time by 1.39 times with a negligible accuracy loss compared with a baseline server on the host CPU.

Keywords Federated Learning · Smart NIC · DPU · DPDK · 25GbE

1 Introduction

Due to the proliferation of smartphones and Internet-of-Things (IoT) devices, the volume of data generated in our life is continuously increasing, and Artificial Intelligence (AI) technologies to exploit such data are rapidly evolving. At the same time, uploading personal data to servers increases the concern about data privacy. To address this issue, federated learning [1] is a promising distributed machine learning approach that does not upload privacy-sensitive raw data to servers.

In the federated learning, clients download a model from a server and train it locally. Then the trained weight parameters are sent to the server. The server aggregates the local parameters and sends back the aggregated global parameters to the clients. The weight parameters are exchanged between the server and clients multiple times during the federated learning. The communication workload on the server increases as the number of clients increases or the size of the model becomes larger. Nevertheless, the aggregation process is not computationally heavy since it is simply averaging

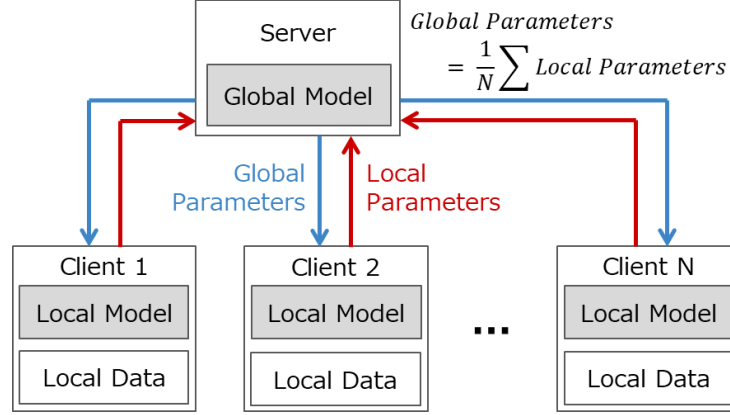


Figure 1: Basic federated learning system

the local parameters received from clients. Thus, it is an I/O intensive task with a high network processing workload compared with the computation.

To mitigate the network processing workload, in this paper, the federated learning server is offloaded to NVIDIA BlueField-2 DPU [2] which is a smart NIC (Network Interface Card) that has eight processing cores. Dedicated processing cores are assigned for receiving the local weight parameters and sending the global parameters. The server is implemented as user-space application with DPDK (Data Plane Development Kit) [3] so that a network protocol stack of Linux kernel is bypassed, resulting in a lower processing latency and higher network throughput. The aggregation task is parallelized by exploiting multiple cores available on the DPU. To further improve the performance, an approximated design that eliminates an exclusive access control between the computation threads is implemented. The baseline server and the approximated server are evaluated in terms of the execution time and learning convergence to show the performance and accuracy tradeoffs.

The rest of this paper is organized as follows. Section 2 introduces background knowledge about the federated learning, DPDK, and smart NIC. Sections 3 and 4 describe the design and implementation of the proposed federated learning server on the smart NIC, respectively. Section 5 evaluates it in terms of the execution time and learning convergence. Section 6 summarizes this paper and mentions our future work.

2 Background and Related Work

2.1 Federated Learning

Modern mobile devices such as smartphones are major sources of valuable data that can enhance user experiences while such personal data are privacy-sensitive. To obtain a global model trained from such privacy-sensitive data owned by clients without uploading them to the server, the federated learning [1] has been extensively studied. Figure 1 illustrates a basic federated learning system with a single server and N clients. Each client trains its local model using its own data and sends the trained local parameters to the server. The server aggregates the local parameters to produce global parameters, which are then sent back to the clients. Thus, the clients can share their trained results by incorporating the global parameters in their local parameters.

2.1.1 Federated Averaging

FedAvg (Federated Averaging) is a typical federated learning algorithm, and it is shown in Algorithm 1. First, weight parameters of the target model are initialized. For each round, m clients are randomly selected, where C is a probability that a client is selected. The selected clients join the aggregation, while the others keep their local weight parameters. In round t , a selected client k trains its local parameters w_t^k using its own local data, based on the formula in line 13, to produce w_{t+1}^k . The trained local parameters w_{t+1}^k are sent to the server. The server averages the received local parameters, based on the formula in line 8, to produce the aggregated global parameters w_{t+1} . In the algorithm, n is the total number of data samples, and n_k is the number of data samples owned by client k . The global parameters w_{t+1} are sent back to the clients, and each client updates its local parameters using the received global parameters. These steps are repeated for T rounds to obtain the final global and local parameters.

Algorithm 1 Federated Averaging [1]. K clients are indexed by k . B is local minibatch size, E is number of local epochs, and η is learning rate.

```

1: function ExecuteServer()
2:   Initialize  $w_0$ 
3:   for each round  $t = 1, 2, \dots$  do
4:      $m \leftarrow \max(C \cdot K, 1)$ 
5:      $S_t \leftarrow$  (random set of  $m$  clients)
6:     for each client  $k \in S_t$  in parallel do
7:        $w_{t+1}^k \leftarrow \text{ClientUpdate}(k, w_t)$ 
8:    $w_{t+1} \leftarrow \sum_{k=1}^K \frac{n_k}{n} w_{t+1}^k$ 
9: function ClientUpdate( $k, w$ )  $\triangleright$  Run on client  $k$ 
10:   $\mathcal{B} \leftarrow$  (split  $\mathcal{P}_k$  into batches of size  $B$ )
11:  for each local epoch  $i$  from 1 to  $E$  do
12:    for each batch  $b \in \mathcal{B}$  do
13:       $w \leftarrow w - \eta \nabla \ell(w; b)$ 

```

2.1.2 Advanced Federated Learning Algorithms

In FedAvg algorithm, clients replace their local parameters with the global parameters entirely every round. It is effective when the goal is to improve the global model accuracy for an entire data distribution that all clients will encounter in future. In reality, however, data distribution may differ depending on client environments. For such non-i.i.d. (independently and identically distributed) data, Per-FedAvg [4] and APFL [5] are representative algorithms to improve the local model accuracy for the local data distribution of each client. Although these algorithms have a similarity to FedAvg algorithm at the point that the global parameters are obtained by averaging local parameters, clients update their local parameters through a weighted average of both the local and global parameters. Please note that the server-side averaging process of FedAvg can also be used in these advanced algorithms.

2.2 DPDK

DPDK provides libraries and network drivers to accelerate packet processing. More specifically, network processing is executed as a user-space application that bypasses the network protocol stack of OS kernel. Dedicated CPU cores are assigned for receiving packets, on which the user-space applications are polling the NIC to receive packets. This can reduce the overheads for context switching and data copying compared with a network protocol stack of OS kernel triggered by interrupts, resulting in a lower processing latency and higher network throughput. Please note that utilization of CPU cores that are polling the NIC is always 100 percent. In addition, the memory access can be accelerated by utilizing hugepages supported by Linux. Their sizes are larger than standard 4kB pages so that TLB (Translation Lookaside Buffer) misses can be reduced. Since they are statically allocated in a physical memory, page-in and page-out overheads can also be eliminated.

There are some high-performance network processing frameworks that support TCP/IP on top of DPDK. F-Stack [6], DPDK-ANS [7], and mTCP [8] are open-source network processing frameworks based on TCP/IP stack of FreeBSD on top of DPDK. These frameworks assume the shared nothing architecture, in which data are not shared between multiple processing cores. In this case, incoming packets are distributed to each processing core by Receive Side Scaling (RSS) of NICs and then the packets are processed within the assigned core. ZygOS [9] and Shenango [10] support a shared memory so that multiple processing cores can share data. A task scheduler that can distribute the workload to multiple cores to balance their workload is also implemented. In this paper, the federated learning server workload is predictable since the number of clients and the model size are determined beforehand. We can thus balance their workload by assigning the same number of clients for each processing core.

2.3 Smart NIC

Smart NIC is a kind of NICs that have processing cores to perform custom packet processing and routing control functions. These tasks are typically executed by the CPU of the host machine. By offloading them to the smart NIC, the CPU workload of the host machine is reduced, so that the host CPU can concentrate on the other user applications. For example, VPNs (Virtual Private Networks) employ packet encapsulation and encryption to ensure a secure data communication. In this case, adding encapsulation headers increases the packet sizes, and the encryption and

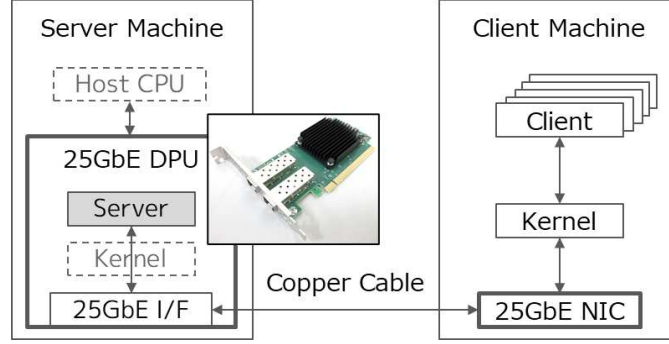


Figure 2: Federated learning system where federated learning server is running on DPU

decryption increases the computation overheads. In addition to the standard packet processing and routing functions, intrusion detection from external networks [11], data encryption/decryption, and data compression/decompression can be offloaded to the smart NICs. As the networking technology continues to evolve, it becomes increasingly complex. Smart NICs have a good potential to offload such network processing to the NIC and reduce the CPU workload of the host machine.

In [12], various smart NIC products are evaluated in detail. Generally, processing cores implemented on the smart NICs are slower than those of host CPUs. Also, their L2/L3 caches and DRAMs are not abundant. In [12], application characteristics that can be efficiently offloaded to smart NICs are analyzed, and a task scheduling that considers this insight is proposed. In this paper, we focus on the aggregation process of the federated learning server, in which a shared memory that can store only a single set of global parameters is used and its memory access pattern is straightforward. This suggests that using smart NICs is a promising solution to offload the federated learning server.

In this paper, we use NVIDIA BlueField-2 DPU MBF2H332A-AENOT as a target smart NIC. It is comprised of an SoC (System-on-Chip) that includes an 8-core ARM processor running at 2.5GHz, 16GB DRAM, two 25Gbit Ethernet (GbE) interfaces, and PCIe Gen4 interface. It is connected to the network via the 25GbE interfaces and connected to the host machine via the PCIe Gen4 interface. Operating systems such as Linux is running on the DPU, and DPDK applications can be executed on it.

In [13], a data augmentation task is offloaded to the DPU in order to accelerate deep learning tasks by overlapping the data augmentation performed on the DPU and other training steps performed on the host CPU. Since the data augmentation does not require a network processing and the DPU is used as an additional computation resource, benefits of the 25GbE interfaces of the DPU are not fully exploited. In this paper, on the other hand, the federated learning server is offloaded to the DPU as an I/O intensive task, so it can fully utilize the benefits of smart NICs.

In [14] and [15], a host CPU workload is offloaded to the DPU by exploiting the RDMA (Remote Direct Memory Access) functionalities. Specifically, in [14], communication primitives that support non-blocking point-to-point communication and collective communication are implemented on the DPU. In [15], communication performance between DPU and host CPU via PCIe and that of RDMA are studied. As a case study, KVS (Key-Value Store) is implemented on DPU. Specifically, a part of keys in the KVS is cached in local DRAM of the DPU to accelerate the KVS application. Please note that the federated learning server running on the DPU in this paper is quite simple. It processes incoming packets directly and returns the aggregated results to clients without communicating with the host CPU via PCIe.

In this paper, we offload the aggregation process of federated learning onto the DPU. It is effective to reduce the CPU workload of the host machine. Other than DPU, using FPGA (Field Programmable Gate Array) based programmable NICs is another solution to offload the CPU workload. However, since Linux and development tools/libraries are available on the DPU, the portability of software programs is high, which is attractive especially for machine learning tasks.

3 Federated Learning Server on DPU

Figure 2 illustrates a federated learning system consisting of a single server and clients. In this paper, the server is running on the DPU. They are connected by a copper cable.

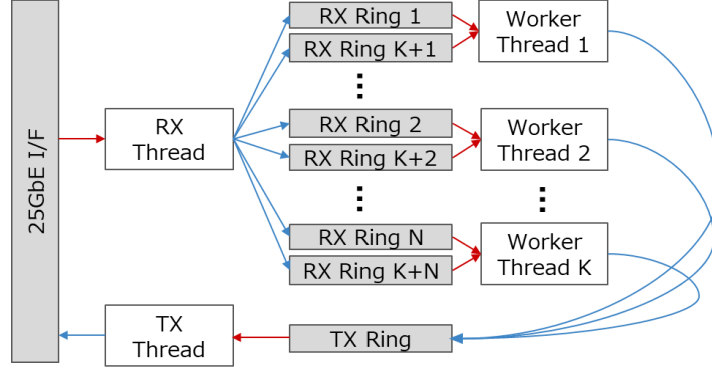


Figure 3: Multiple threads of server process on DPU

3.1 Client Process

Each client has its local model and trains it with its own local data. The local training is repeated several times, and then the client sends the trained weight parameters to the server via the 25GbE network. After the client receives the aggregated global parameters from the server, it updates its local parameters by substituting them with the received global parameters. These steps are referred to as a “round” in federated learning. By repeating these rounds, we can lower the training error for the local data and share the local training results to the other clients.

To exchange the weight parameters between the server and clients, we use UDP as a lightweight transport layer protocol as will be described more specifically in Section 3.2.3. It is compared with a baseline implementation that uses TCP. In both the cases, the client processes are implemented in Python. They use socket APIs for the communication with TCP or UDP via a TCP/IP protocol suite of the OS kernel. In the case of packet loss, the missing global parameters are complemented with the local parameters. In other words, the missing part is left as the local parameters.

3.2 Server Process

The federated learning server receives local parameters from clients and aggregates them based on Algorithm 1. That is, the local parameters are averaged to produce global parameters. The global parameters are then sent back to the clients. The federated learning server is implemented in C++. The baseline server uses socket APIs for the TCP communication via a TCP/IP protocol stack of the OS kernel. The proposed server running on the DPU uses UDP communication, and it is implemented with DPDK. It directly accesses the NIC and handles the UDP communication without using the protocol stack of the OS kernel. It thus parses the Ethernet, IP, and UDP headers of incoming packets and generates outgoing packets in the DPU.

3.2.1 DPDK Model

DPDK applications can be modeled as “Run to Completion” model or “Pipeline” model. In the Run to Completion model, packet reception, packet processing, and packet transmission steps are executed by a single logical CPU core. On the other hand, they are partitioned and executed by multiple logical cores in the Pipeline model. In the Run to Completion model, the packet processing step becomes a bottleneck if the processing is complicated and time-consuming, resulting in a lower overall throughput. In this paper, we employ the Pipeline model that distributes the processing steps to multiple processing cores in order to eliminate the performance bottleneck.

3.2.2 Packet Processing

Figure 3 illustrates the server process based on the Pipeline model. An RX thread, K Worker threads, and a TX thread are connected via ring queues. Each thread is executed on a dedicated processing core. Red arrows indicate dequeuing of packets, while blue ones are enqueueing of packets. These ring queues employ the Ring library provided by DPDK for communication between the threads. They enqueue and dequeue pointers of mbuf objects, which represent packets, to exchange packets between these threads. The RX thread polls the packet receiving queue of the NIC. When a packet is received, it verifies the Ethernet and IP headers of the packet to confirm that it is the packet coming from a federated learning client. It also checks the source port number in the UDP header and puts the packet into the RX ring of the corresponding client. Additionally, the RX thread sends acknowledgment packets to clients as will be described in Section 3.2.3.

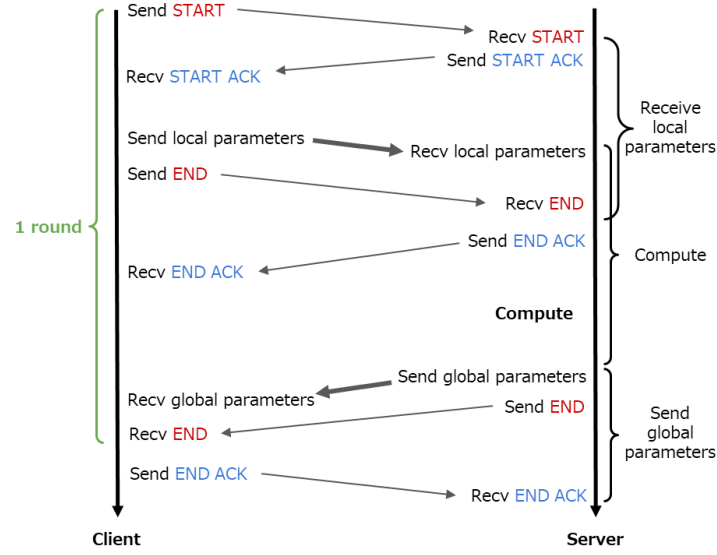


Figure 4: Lightweight protocol for UDP communication

Worker thread i sequentially polls RX ring queues $i, i + K, i + 2K, \dots$. Once a packet is retrieved from the RX ring queue, local parameters are extracted from its payload and added to a float array which has been initialized with 0. After local parameters of all the clients have been added to the float array, a single Worker thread divides each element of the float array by the number of clients in order to calculate element-wise averages of the local parameters (i.e., new global parameters). Local parameters that are missing due to packet loss are not included in the divisor. In other words, the number of clients participating in the aggregation may differ depending on the element of the global parameters. The other Worker threads wait until the element-wise averages are calculated using a spinlock mechanism.

After the averages are calculated, each Worker thread copies the global parameters to payload of packets for clients, fills out Ethernet, IP, and UDP headers of the packets, and puts them into the TX ring. The TX thread polls the TX ring. Once a packet is retrieved from the TX ring, it is enqueued to the transmission port of the NIC and sent to the client. The TX thread then releases the mbuf objects, in which the packet was stored.

3.2.3 Lightweight Network Protocol

In DPDK, since a network protocol stack of OS kernel is bypassed, a flow control functionality has to be provided by the application layer. A client process has two communication states: sending local parameters and receiving global parameters. Similarly, a server process has three states: receiving local parameters, computation, and sending global parameters. To guarantee the correct state transitions, a simple yet reliable network protocol that uses acknowledgement packets is implemented in the application layer. For example, to detect the completion of local parameter reception, a server may be able to count the total number of packets received. However, if a packet is lost, the server may still be in the state of receiving local parameters while the client has already finished sending local parameters and has transitioned to the state of receiving global parameters. In this case, the federated learning may stop.

To avoid such a situation, the clients send an acknowledgement packet denoted as “END” to indicate the end of transmission after sending the local parameters. The server then responds to the clients with a response packet denoted as “END ACK”. The client keeps sending END packets until an END ACK packet is received, so that it can ensure that the server has finished receiving the local parameters. The client transitions to the state of receiving global parameters after the reception of END ACK. In our implementation, two types of control packets, namely START and END, and their corresponding response packets, namely START ACK and END ACK are used.

Figure 4 illustrates the communication protocol between a client and a server. When the client completes its local training, it sends a START packet to the server. Upon receiving a START ACK packet from the server, the client sends local parameters and then an END packet. When an END ACK packet is received from the server, the client terminates the state of sending local parameters and transitions to the state of receiving global parameters. After receiving the global parameters, when an END packet is received from the server, the client responds with an END ACK packet. The client then replaces the local parameters with the received global parameters, and completes a single round of federated learning. Since there is a possibility that the END ACK packet is lost, retransmitted END packets can be

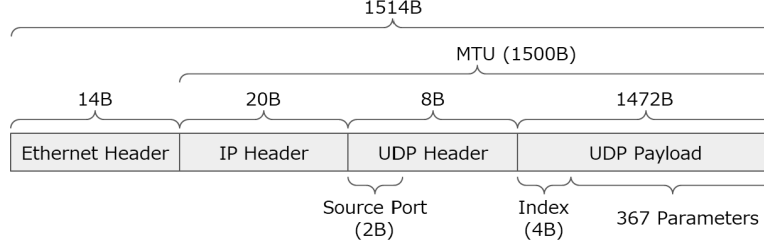


Figure 5: Packet format for UDP communication

handled for one second after the first END packet is received. TCP also has a similar waiting period when terminating a connection. RFC 793 defines this period as twice the MSL (Maximum Segment Lifetime), which is commonly two minutes. In our communication protocol, the waiting period is set to this minimum value, though this did not affect the evaluation results in this paper.

When the server receives a START packet, it responds with a START ACK packet and then receives local parameters until an END packet is received from the client. As described in Section 3.2.2, the RX thread enqueues incoming packets to the RX rings immediately after receiving them. Worker threads poll the RX rings to retrieve the packets as soon as they arrive, and then the element-wise addition of the received local parameters is executed. That is, the reception and addition of local parameters are performed in parallel until an END packet is received. When an END packet is received, the server waits until the Worker threads process all the packets stored in the RX rings and then terminates the state of receiving local parameters. The server then transitions to the state of computation by responding with an END ACK packet, so that it performs element-wise division to the float array to obtain the global parameters. When the RX thread receives an END packet, it puts an END ACK packet directly into the TX ring without passing the packet to the Worker thread. If the END ACK packet is lost at this point, the RX thread can receive another END packet retransmitted by the client while the server has transitioned to the state of computation. This implementation can reduce the number of context switches between these threads. After the element-wise division is completed, the server sends the global parameters to each client. The global parameters are sent in the same way as the local parameters. A single round is then completed once an END ACK packet is received from the clients.

3.2.4 Elimination of Exclusive Access Control

In this server design, multiple Worker threads running on multiple processing cores execute the element-wise addition on the same float array stored in the shared memory of the DPU. There is a possibility of write-write conflicts (e.g., lost update) between multiple Worker threads. To avoid the conflicts, an exclusive access control mechanism is typically required for the threads to ensure precise computation results. To further improve the performance, in this paper an approximated federated learning server that eliminates this exclusive access control is also implemented. In Section 5, the baseline server and the approximated server are evaluated in terms of the execution time and federated learning convergence to show the performance and accuracy tradeoffs between them.

4 Implementation Details

4.1 Client Process

Figure 5 illustrates the packet format for the UDP communication. Each client is identified by source port number of the UDP header. In the client process, the local parameters are extracted from the trained local model and converted to `numpy.float32`. Then, they are serialized and transmitted to the server. To detect packet loss and guarantee the ordered data transfer, a 4B index number of packets is added to the beginning of each payload. The payload size without the index number is 1468B if we assume MTU (Maximum Transmission Unit) is 1500B and IP and UDP headers are 20B and 8B, respectively. In this case, each UDP packet can convey 367 weight parameters.

4.2 Server Process

As mentioned in Section 2.3, we use NVIDIA BlueField-2 DPU MBF2H332A-AENOT as a platform of the proposed DPDK-based federated learning server. In this section, the baseline and proposed servers are described below.

Table 1: Specification of server machine, DPU, and client machine

| | Server Machine | DPU | Client Machine |
|-----|---------------------|----------------|---------------------|
| OS | Ubuntu 20.04 | Ubuntu 20.04 | Ubuntu 20.04 |
| CPU | Intel Core i7-11700 | ARM Cortex-A72 | Intel Core i7-10700 |
| RAM | 16 GB | 16 GB | 32 GB |
| NIC | NVIDIA BF-2 DPU | — | Intel XXV710-DA2 |

4.2.1 Baseline TCP Server

Here, we describe a baseline implementation of federated learning server using TCP. It uses socket APIs provided by OS kernel for communication. It is compared with the proposed DPDK server using UDP in Section 5. In the TCP communication, MSS (Maximum Segment Size) is set to 1460B to comply with MTU of the UDP communication, which is 1500B. The overall packet length including the Ethernet header is 1514B in both cases.

The baseline TCP implementation runs either on the host CPU or the 8-core processor of DPU. When a TCP connection request is received from a client, a new thread is created through the use of the standard library `std::thread`. The assignment of threads to cores is done by the OS kernel. Each thread receives local parameters from the client and subsequently performs the element-wise addition of the local parameters to the float array. Only a single thread executes the element-wise division to produce global parameters, while the other threads wait for the division by using `std::mutex` and `std::condition_variable`, which are provided by the standard library.

4.2.2 DPDK Server

In the proposed DPDK server implementation, the global parameters are declared as a conventional float array. By employing the operator `+=` of `std::atomic_ref<float>`, which is an atomic reference to a float variable implemented in C++20, an exclusive access control is enforced only during the execution of the element-wise addition. On the other hand, since the division operation is carried out by a single representative Worker thread, it is executed without using `std::atomic_ref<float>`. As mentioned in Section 3, if the exclusive access control between these threads is eliminated, the precise averages cannot be guaranteed. We implement such an approximated server without using `std::atomic_ref<float>`. It is compared with the baseline DPDK server that uses the exclusive access control in terms of the speed and learning convergence.

5 Evaluations

5.1 Evaluation Environment

Table 1 shows the evaluation environment of server and client machines. The DPU is attached to the server machine via PCIe Gen4 interface as a NIC. The DPU and client machine are connected by a 2m 25GbE direct attach copper cable. The server process is executed either on the DPU or the server machine. When the server process is executed on the DPU, packets coming from the client machine to the DPU’s physical interface are forwarded to the ARM processor of the DPU. In this case, federated learning packets are not forwarded to the server machine (i.e., host CPU) since the aggregation process is entirely offloaded onto the DPU. On the other hand, when the server process is executed on the host CPU, the packets are forwarded from the DPU’s physical interface to the host machine’s interface.

In this experiment, the dataset is CIFAR-10, which consists of 50,000 training samples and 10,000 test samples. The number of client processes is ten. The training samples are partitioned to the ten client processes equally, so each client process has 5,000 i.i.d. training samples. The global model is tested with the 10,000 test samples. The model architecture is CNN consisting of four convolutional layers and two fully connected layers¹. The number of parameters is about two million, and each parameter is represented as a 32-bit float.

The server process is executed on the 8-core ARM processor of the DPU, in which two cores are dedicated to the RX and TX threads, respectively. Worker threads are executed on five cores. Since there are ten clients, each thread handles two clients. One core is left for other tasks including the OS task scheduling. The client processes are implemented with Python 3.11.4, Pytorch 2.0.1, and torchvision 0.15.2. The server process is implemented with C++ and DPDK 20.11.3, and compiled with -O3 optimization level.

¹Conv(32, 3) → Relu → Conv(64, 3) → Relu → Maxpool(2) → Conv(128, 3) → Relu → Conv(256, 3) → Relu → Maxpool(2) → FC(256) → Dropout(0.5) → FC(10) → Softmax(10)

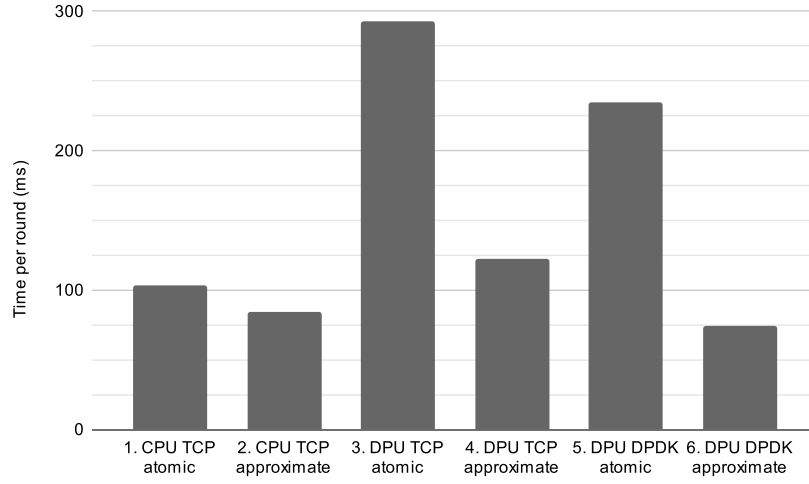


Figure 6: Server response time measured in client

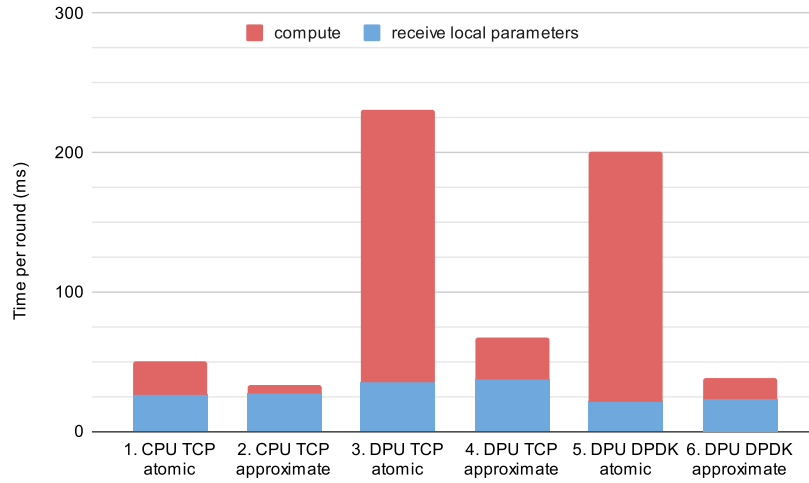


Figure 7: Server execution time measured in server

5.2 Evaluation Results

As shown in Figure 4, a client sends a START packet to a server, and then it receives an END packet from the server. The proposed federated learning server is evaluated in terms of the latency to receive the END packet after the START packet is sent. This is the server’s response time for the aggregation which is observed by the client.

Figure 6 shows the evaluation results of the following six server implementations.

1. Server running on host CPU using TCP/IP protocol stack with exclusive access control
2. Server running on host CPU using TCP/IP protocol stack without exclusive access control
3. Server running on DPU using TCP/IP protocol stack with exclusive access control
4. Server running on DPU using TCP/IP protocol stack without exclusive access control
5. Server running on DPU using DPDK with exclusive access control
6. Server running on DPU using DPDK without exclusive access control

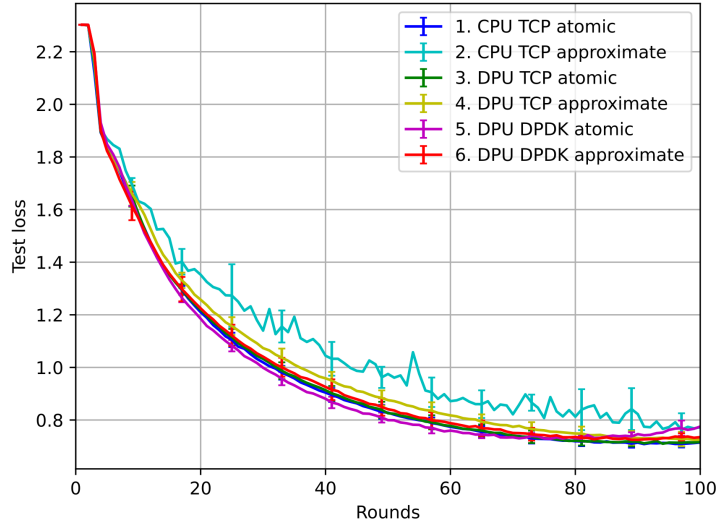


Figure 8: Training convergence (rounds vs. test loss)

In addition, these servers are evaluated in terms of the latency to complete the parameter aggregation after a START packet is received. Figure 7 shows the evaluation results. The blue bar shows the receiving time of local parameters, which means the latency to receive the END packet after the START packet is received. Then, the element-wise addition of received local parameters and the element-wise division of accumulated local parameters are executed. The red bar shows the computation time for the addition and division. Please note that Figure 7 shows the latencies measured at the server side; so the transmission time of the global parameters is not included. The complete latencies including the transmission time are shown in Figure 6.

Regarding (1) and (3), although they are the same program, the program execution on the DPU is much slower than that on the CPU. Especially, the computation time (red part) is increased in the DPU since processor performance of DPU is lower than that of the host CPU. Regarding (3) and (4), their difference is the exclusive access control. Eliminating the exclusive access control speeds up the computation time of global parameters by 6.66 times. The comparison between (1) and (2) also shows a similar tendency while the speedup is smaller than that on the DPU. Regarding (3) and (5), their difference is the implementation of the communication; (3) uses a standard TCP/IP stack while (5) uses the proposed DPDK-based optimized communication. Using the DPDK-based optimized communication, the receiving time of local parameters at server is improved by 1.65 times, and the aggregation response time is improved by 1.25 times from the client’s view. The server computation time for global parameters is also slightly improved (i.e., 1.09 times speed up). This is because a part of computation (red part) is overlapped with the parameter reception (blue part) as mentioned in Section 3.2.3 and thus reduced. Utilizing hugepages may also contribute the performance improvement. The proposed approach (6) combines the elimination of exclusive access control and use of the DPDK-based optimized communication implemented on the DPU. The proposed approach improves the aggregation response time by 3.93 times compared with (3). It also improves the response time by 1.39 times compared with (1) which is executed on the host CPU.

5.3 Training Convergence

Figure 8 shows training curves of the six approaches at a client. We conducted the same experiments five times. The X-axis represents the rounds, while the Y-axis represents the average and standard deviation of the test loss. Although the approximated computation on the baseline CPU implementation introduces fluctuations in the training curve as shown in (2), the negative impact of the approximation is small in (4) and negligible in (6). Since the performance and parallelism of the host CPU are higher than those of DPU, it is expected that (2) introduces more write-write conflicts and fluctuations. Although the DPDK-based UDP communication introduces packet loss especially in the global parameter transfer from the server to clients (e.g., 4.68% in (6)), since our lightweight protocol can handle the packet loss, the accuracy loss is limited. As a result, the training curve of the proposed approach (6) is very close to the CPU baseline (1).

6 Summary

Although the federated learning algorithm is an emerging research topic and continuously becoming sophisticated, the major computation task at the server side is typically averaging the received local parameters. In this I/O intensive task, the network processing accounts for a large portion compared to the computation. In this paper, we implemented the aggregation process of the federated learning server on NVIDIA BlueField-2 DPU as a smart NIC. Although offloading the federated learning server on the DPU can mitigate the host CPU workload, a simple offloading increases the execution time compared with that on the host CPU due to its lower processor performance. Our approach thus combines the elimination of exclusive access control and use of the DPDK-based lightweight communication implemented on the DPU. The experiment results showed that the proposed approach significantly improves the aggregation response time compared with the DPU baseline and it is even higher than the host CPU baseline by 1.39 times. Training curve of the proposed approach using CIFAR-10 dataset on the DPU showed a similar learning convergence to the CPU baseline. Further investigations on more practical environments using non i.i.d. datasets are our future work.

Acknowledgements This paper is based on results obtained from “Research and Development Project of the Enhanced Infrastructures for Post 5G Information and Communication Systems” (JPNP20017)), commissioned by the New Energy and Industrial Technology Development Organization (NEDO).

References

- [1] Brendan McMahan, Eider Moore, Daniel Ramage, Seth Hampson, and Blaise Agüera y Arcas. Communication-Efficient Learning of Deep Networks from Decentralized Data. In *Proceedings of the International Conference on Artificial Intelligence and Statistics (AISTATS)*, pages 1273–1282, April 2017.
- [2] NVIDIA BlueField-2 DPU. <https://www.nvidia.com/content/dam/en-zz/ja/Solutions/Data-Center/documents/bluefield-2-dpu-datasheet-jp.pdf>.
- [3] Data Plane Development Kit. <https://www.dpdk.org>.
- [4] Alireza Fallah, Aryan Mokhtari, and Asuman Ozdaglar. Personalized Federated Learning with Theoretical Guarantees: A Model-Agnostic Meta-Learning Approach. In *Proceedings of the International Conference on Neural Information Processing Systems (NeurIPS)*, pages 3557–3568, December 2020.
- [5] Yuyang Deng, Mohammad Mahdi Kamani, and Mehrdad Mahdavi. Adaptive Personalized Federated Learning. *arXiv:2003.13461*, November 2020.
- [6] F-Stack. <http://www.f-stack.org>.
- [7] DPDK-ANS. <https://github.com/ansyun/dpdk-ans>.
- [8] EunYoung Jeong, Shinae Wood, Muhammad Jamshed, Haewon Jeong, Sunghwan Ihm, Dongsu Han, and KyoungSoo Park. mTCP: a Highly Scalable User-level TCP Stack for Multicore Systems. In *Proceedings of the USENIX Symposium on Networked Systems Design and Implementation (NSDI)*, pages 489–502, April 2014.
- [9] George Prekas, Marios Kogias, and Edouard Bugnion. ZygOS: Achieving Low Tail Latency for Microsecond-Scale Networked Tasks. In *Proceedings of the ACM Symposium on Operating Systems Principles*, pages 325–341, October 2017.
- [10] Amy Ousterhout, Joshua Fried, Jonathan Behrens, Adam Belay, and Hari Balakrishnan. Shenango: Achieving High CPU Efficiency for Latency-sensitive Datacenter Workloads. In *Proceedings of the USENIX Symposium on Networked Systems Design and Implementation (NSDI)*, pages 361–378, February 2019.
- [11] Man Wu, Hiroki Matsutani, and Masaaki Kondo. ONLAD-IDS: ONLAD-Based Intrusion Detection System Using SmartNIC. In *Proceedings of the International Conference on High Performance Computing and Communications (HPCC)*, pages 546–553, December 2022.
- [12] Ming Liu, Tianyi Cui, Henry Schuh, Arvind Krishnamurthy, Simon Peter, and Karan Gupta. Offloading Distributed Applications onto SmartNICs Using IPipe. In *Proceedings of the ACM Special Interest Group on Data Communication (SIGCOMM)*, pages 318–333, August 2019.
- [13] Arpan Jain, Nawras Alnaasan, Aamir Shafi, Hari Subramoni, and Dhabaleswar K Panda. Accelerating CPU-based Distributed DNN Training on Modern HPC Clusters using BlueField-2 DPUs. In *Proceedings of the IEEE Symposium on High-Performance Interconnects (HOTI)*, pages 17–24, August 2021.
- [14] Kaushik Kandadi Suresh, Benjamin T. Michalowicz, Bharath Ramesh, Nick Contini, Jinghan Yao, Shulei Xu, Aamir Shafi, Hari Subramoni, and Dhabaleswar K. Panda. A Novel Framework for Efficient Offloading of Communication Operations to Bluefield SmartNICs. In *Proceedings of the IEEE International Parallel & Distributed Processing Symposium (IPDPS)*, pages 123–133, May 2023.

-
- [15] Xingda Wei, Rongxin Cheng, Yuhan Yang, Rong Chen, and Haibo Chen. Characterizing Off-path SmartNIC for Accelerating Distributed Systems. In *Proceedings of the USENIX Symposium on Operating Systems Design and Implementation (OSDI)*, pages 987–1004, July 2023.