

NetGPT: A Native-AI Network Architecture Beyond Provisioning Personalized Generative Services

Yuxuan Chen, Rongpeng Li, Zhifeng Zhao, Chenghui Peng, Jianjun Wu, Ekram Hossain, and Honggang Zhang

Abstract—Large language models (LLMs) have triggered tremendous success to empower daily life by generative information, and the personalization of LLMs could further contribute to their applications due to better alignment with human intents. Towards personalized generative services, a collaborative cloud-edge methodology sounds promising, as it facilitates the effective orchestration of heterogeneous distributed communication and computing resources. In this article, after discussing the pros and cons of several candidate cloud-edge collaboration techniques, we put forward NetGPT to capably deploy appropriate LLMs at the edge and the cloud in accordance with their computing capacity. In addition, edge LLMs could efficiently leverage location-based information for personalized prompt completion, thus benefiting the interaction with cloud LLMs. After deploying representative open-source LLMs (e.g., GPT-2-base and LLaMA model) at the edge and the cloud, we present the feasibility of NetGPT on the basis of low-rank adaptation-based light-weight fine-tuning. Subsequently, we highlight substantial essential changes required for a native artificial intelligence (AI) network architecture towards NetGPT, with special emphasis on deeper integration of communications and computing resources and careful calibration of logical AI workflow. Furthermore, we demonstrate several by-product benefits of NetGPT, given edge LLM’s astonishing capability to predict trends and infer intents, which possibly leads to a unified solution for intelligent network management & orchestration. In a nutshell, we argue that NetGPT is a promising native-AI network architecture beyond provisioning personalized generative services.

I. INTRODUCTION

With the remarkable success of deep learning spanning from decision-making in AlphaGo to human-level interaction like ChatGPT, it emerges a common consensus that the embodiment of artificial intelligence (AI) in cellular networks will be indispensable in 6G and accompany the enhanced capability of edge computing, so as to effectively orchestrate network resources and improve the quality of service (QoS). Correspondingly, the investigation of efficient AI service provisioning has attracted intense research interest. On the other hand, the application of one AI model is often limited to certain scenarios or tasks. In that regard, albeit one large language model (LLM) (e.g., generative pre-trained transformer, GPT [1]) could perform well in various natural language processing (NLP) and computer vision tasks, fine-tuning is still

a prerequisite to align pre-trained LLM to follow human intents [2] and yield personalized output. In other words, it might be cost-ineffective to deploy LLM on the centralized cloud only, as it inevitably requires multiple copies of complete model parameters.

In order to boost the personalization of LLMs, a collaborative cloud-edge methodology sounds essential [3]. Compared to the cloud-only LLM deployment, such a cloud-edge collaboration enjoys multi-folded merits. Firstly, it provides more freedom to allow edge servers to deploy various fine-tuned LLMs and adapt to environment differences, thus making the service personalization and customization possible. Meanwhile, it contributes to bridging the data-abundant generative devices with more adjacent servers. Therefore, it could shorten the latency and save the communication overhead to upload data to more remote cloud servers. In a summary, incorporating generative LLMs into the edge networks promises to facilitate the effective utilization of communication and computing resources.

Naturally, as illustrated in Fig. 1, there emerge several distinctive means to implement the cloud-edge collaboration for LLMs deployment (e.g., local fine-tuning and model splitting). Specifically, by *offloading* cloud-trained LLMs, local edge servers tailor cloud-trained LLMs to accommodate personalized and customized services based on the user preference and specified scenarios. In that regard, federated learning or parallel training can be leveraged as a complement to facilitate the tuning [2], [4]. However, such an approach might face severe implementation issues in practice, as repetitive fine-tuning of complete LLMs implies significant computational burden and distributively deploying proprietary LLMs might encounter intellectual property concerns from model developers. Meanwhile, force-fitting an entire LLM on edge possibly strains the limited computing resources of edge servers and makes the expenditure of edge computing unacceptable; while offloading the LLMs incurs significant communication overhead. Alternatively, *splitting* LLMs to cloud and edge servers [4] can effectively balance the disproportionate computing resources of edge and cloud servers, by deploying some layers of large-scale deep neural network (DNNs) at the edge while leaving the remaining layers to the cloud. Within the model splitting, how to effectively partition DNNs between the edge and the cloud belongs to one of the most challenging issues, as it should minimize the end-to-end latency while maintaining a sufficiently small model size for the edge servers [4]. Such a model partitioning can be even more intricate, given billions of parameters in a typical LLM. Moreover, the wide adoption of residual links in LLMs possibly limits the

Y. Chen and R. Li are with Zhejiang University, Hangzhou 310027, China, (email: {cyx00, lirongpeng}@zju.edu.cn).

C. Peng and J. Wu are with Huawei Technologies Co., Ltd., Shanghai 210026, China (email: {pengchenghui, wujianjun}@huawei.com).

Z. Zhao and H. Zhang are with Zhejaing Lab, Hangzhou 310012, China as well as Zhejiang University, Hangzhou 310027, China (email: {zhaozf, honggangzhang}@zhejianglab.com).

E. Hossain is with University of Manitoba, Winnipeg, Manitoba, Canada (email: ekram.hossain@umanitoba.ca).

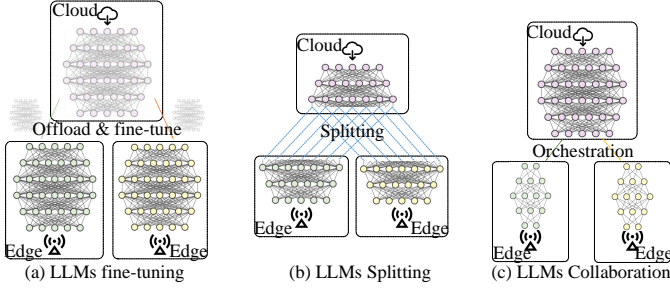


Fig. 1. An illustration of candidate means to realize the cloud-edge collaboration for NetGPT.

choice of suitable partitioning points. Besides, the LLMs might leak private details from the data for training [5]. In other words, it might be rather challenging to directly adopt both local fine-tuning and model splitting as an implementation means of collaborative cloud-edge methodology. In this article, we resort to realizing collaborative cloud-edge computing to provision personalized content generation services based on LLMs. Specifically, accompanied by a revolutionized native-AI network architecture with deeper integration of communications and computing, we propose to establish the NetGPT architecture that capably respects the resource imbalance of edge and cloud servers by correspondingly deploying different sizes of LLMs (i.e., smaller edge LLMs for the edge while larger cloud one for the cloud). Furthermore, inspired by the idea of prompt learning [6], the LLMs at the edge can infer the context and actively append (or fill in) some local or personalized information. Besides, as a by-product, the edge LLMs contribute to a unified solution for intelligent network management & orchestration (e.g., user intent inference and popularity prediction).

The remainder of the article is organized as follows. Inheriting from the ideology of location based services (LBS), Section II illustrates an implementation showcase of NetGPT and evaluates the effectiveness towards provisioning personalized generative services. Afterwards, Section III highlights how the network architecture shall evolve to achieve NetGPT. Furthermore, in Section IV, we highlight several prominent cases where the edge LLMs can make a difference. Finally, Section V concludes the paper with discussion over possible challenges.

II. IMPLEMENTATION SHOWCASE OF NETGPT

As illustrated in Fig. 2, we present the cloud-edge collaboration framework to accomplish personalized generative services, by leveraging distinctive pre-trained LLMs distributed at the edge (e.g., base stations, BS) and the cloud. In particular, limited by the availability of open-source LLMs, we select and deploy the LLaMA-7B model [7] and the GPT-2-base model, which consist of approximately 6.7 and 0.1 billion parameters, at the cloud and the edge respectively. However, it should be noted that NetGPT allows the utilization of other LLMs as well. On this basis, we delve into implementation details of cloud-edge collaboration towards NetGPT in an incremental manner. In particular, we start with a quick and

general overview of transformer, the basis of LLMs, and enumerate detailed DNN structures of these two LLMs (i.e., LLaMA-7B model and GPT-2-base model). Then, we discuss effective means to fine-tune these LLMs on computation-limited devices, and manifest the performance of NetGPT.

A. An Overview of Transformer

Owing to its astonishing performance, transformer has been extensively adopted as the foundation model to constitute a multi-layer decoder in LLMs. The fundamental concept behind the transformer involves the construction of the DNN structure through the use of multi-layer self-attention and feed-forward neural networks (FNN). In particular, the former self-attention computes the correlation among different positions within an input sequence. On top of an attention head parameterized by query, key and value matrices (i.e., Q , K and V), it assigns different weights to information from different positions, so as to better capture dependencies within the input sequence. Meanwhile, the latter FNN applies a non-linear transformation to the representation of each position. Additionally, techniques such as layer normalization are employed as well to mitigate the issue of vanishing gradients.

B. DNN Structure of LLMs at the Edge and Cloud

1) *DNN Structure of GPT-2-base* The GPT-2-base model, which indicates the smallest version of the GPT-2 series, encompasses 12 stacked layers of the original transformer structure (i.e., an 8-head self-attention sublayer and an FNN sublayer). A fixed absolute positional encoding of sine and cosine positions is employed to transform the input sequence. In addition, GPT-2 leverages a rectified linear unit (ReLU) activation function (i.e., $f_{\text{ReLU}}(x) = \max(0, x)$). Benefiting from its relatively exceptional performance and minimal computational requirement, it sounds appropriate to be deployed at the network edge.

2) *DNN Structure of LLaMA* LLaMA, which is trained on a large set of unlabeled data and is ideal for fine-tuning for downstream tasks, belongs to an open-source model and features various parameter versions [7]. Compared to GPT-3, LLaMA incorporates several specific enhancements to maintain similar performance while significantly reducing the number of parameters [7]. For example, in order to enhance training stability, LLaMA normalizes the input of each sublayer instead of normalizing the output. Moreover, it adopts the root mean square layer normalization (RMSNorm) function [8] as a simplified replacement for layer normalization, by employing the root mean square (RMS) rather than the standard deviation. Thus, it contributes to improving normalization effects for features that exhibit varying scales within the data. Additionally, RMSNorm introduces a learnable scaling factor that enables adaptive feature scaling. Secondly, LLaMA replaces the ReLU activation function with Swish-gated linear unit (SwiGLU) [9], which combines the Swish function (i.e., $f_{\text{Swish}}(x) = x \cdot \sigma(\beta x)$ with $\sigma(x) = \frac{1}{1+e^{-x}}$ and a trainable parameter β) with GLU (i.e., $f_{\text{GLU}}(x) = x \cdot \sigma(Wx + b)$ with trainable parameters W and b), thereby possibly activating neurons according to the input in a more selective manner

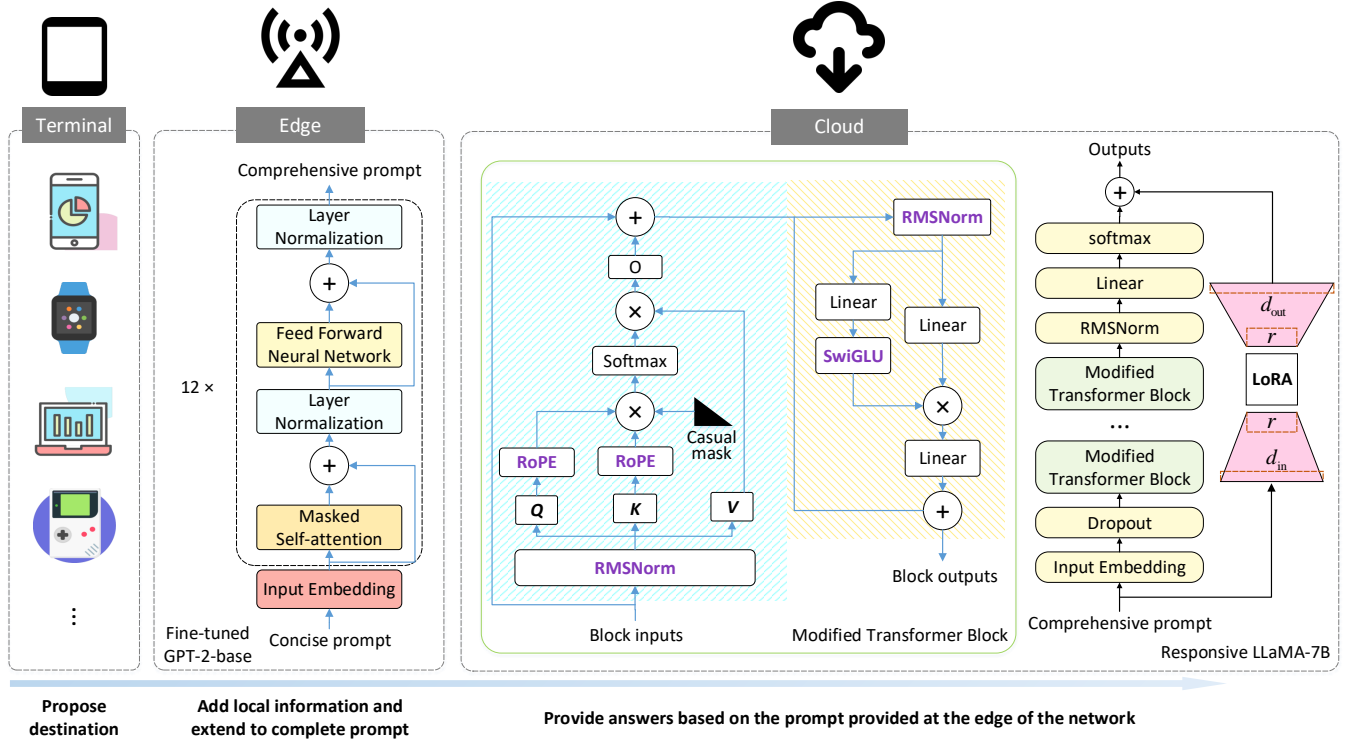


Fig. 2. A framework of collaborative cloud-edge computing towards NetGPT.

and imparting smoothness to effectively capture intricate non-linear relationships. Lastly, LLaMA introduces rotary position embedding (RoPE) [10], which encodes positional information with a pre-defined rotation matrix and naturally incorporates explicit relative position dependency in the self-attention formulation. Compared to absolute position encoding which assigns a distinct encoded representation to each position in the sequence, the taken form of relative position encoding in RoPE enables a more effective modeling of long-range dependencies within the contextual information. Thereby, RoPE could align with intuitive understanding and exhibits better performance in practice.

C. Training Techniques

1) Low-Rank Adaptation-based Light-Weight Fine-Tuning

As LLaMA lacks the capability to generate responsive text [7], an extra fine-tuning is still required. However, a direct fine-tuning of LLMs like LLaMA still requires significant computational resources. For example, it demands 112 GB video random access memory (VRAM) to fine-tune the LLaMA-7B model, far more than the capacity of NVIDIA A100 Tensor Core GPU. Therefore, we leverage a low-rank adaptation (LoRA) technique [11] to achieve parameter-efficient fine-tuning on a consumer-level hardware. In particular, in order to fine-tune a complete parameter matrix $\mathbf{W} \in \mathbb{R}^{d_{in} \times d_{out}}$, LoRA specially adds a bypass pathway to simulate the matrix update $\Delta \mathbf{W}$ by using two downstream parameter matrices $\mathbf{A} \in \mathbb{R}^{d_{in} \times r}$ and $\mathbf{B} \in \mathbb{R}^{r \times d_{out}}$ with the intrinsic rank r . In other words, under the condition that $r \ll \min(d_{in}, d_{out})$, LoRA successfully transforms large parameter matrix $\Delta \mathbf{W}$

into lower-rank dimensional ones with $\Delta \mathbf{W} \approx \mathbf{AB}$. Our experiment shows that it only costs 28 GB VRAM to fine-tune the LLaMA-7B model, without significantly elongating the training duration. Additionally, the required storage space could be greatly reduced from the direct fine-tuning's 12.55 GB to 50 MB¹. On the basis of LoRA, we successfully utilize the Stanford Alpaca dataset [12] to fine-tune LLaMA-7B model and obtain a qualified responsive LLaMA-7B model.

2) *LLM-Instructed Data Collection* In order to implement personalized edge LLM, it is crucial to grant the GPT-2-base model the capability to extend a "concise" prompt by appending location-based information. Basically, the positioning information can be conveniently obtained according to the locations of affiliated BSs stored in the 5G access and mobility management function (AMF). Meanwhile, in order to complement more comprehensive information, we take the self-instruct approach [13] and leverage OpenAI's Text-Davinci-003 model to generate useful text samples. In particular, as for each location, we use a set of manually-written location-related prompts to interact with the OpenAI's Text-Davinci-003 model, and leverage the generative response texts as the corresponding "comprehensive prompt". Correspondingly, a series of mappings between the "concise prompt" and a "comprehensive prompt" can be collected. Considering the size and task simplicity of the edge LLM, we collect a dataset comprising approximately 4,000 samples for directly fine-tuning the GPT-2-base model towards a prompt-completion model. Notably, for scenarios where stronger generality is re-

¹Such statistics are obtained under the configuration $r = 8$ and a learning rate-related scalar factor to be 16.

quired, edge LLMs can be enhanced with a larger-scale LLM, and fine-tuning techniques such as LoRA can be employed as well.

D. Performance Showcase

Fig. 3 demonstrates the performance of NetGPT. In particular, as illustrated in Fig. 3, the edge LLM is capable to complement the “concise prompt” according to the chart at the left part of Fig. 3, which highlights most frequently used words for generating each corresponding “comprehensive prompt”. Furthermore, different BSs capably add personalized location-based information, so as to satisfy distinctive requirements. Subsequently, the edge LLM processes the user-submitted concise prompt, and feeds the complemented prompt to the cloud. Next, a more complete generative response could be anticipated. It can be observed from the right part of Fig. 3 that NetGPT could yield different location-based responses, which manifests the capability to handle personalized generative services through effective cloud-edge collaboration.

III. NATIVE-AI NETWORK ARCHITECTURE TOWARDS NETGPT

In this section, we argue that NetGPT provides the opportunity to transform cellular networks into a native-AI networking architecture, which provisions personalized, networked and inclusive intelligence for end users and grants users more privilege to capably access generative services anytime and anywhere. Nevertheless, such a transformation does not come at no cost. Instead, it requires substantial changes, far more than installing racks of servers at the edge location and local break-out of the traffic for edge processing. In particular, compared with conventional connectivity-oriented communications systems, wherein a typical service could be establishing connection between two specific terminals and the communication source and destination are clearly defined by end users, NetGPT is beyond the scope of connectivity-oriented services. Besides end-to-end communications, computing resources shall be consistently scheduled to accomplish NetGPT as well. Meanwhile, as the communication destination could be rather dependent on the quality of generative responses, connections shall be established in a more implicit manner. Moreover, NetGPT involves more frequent data collection and processing modules for training personalized LLM models. In other words, as shown in Fig. 4, NetGPT necessitates the design of deeply converged communication & computing (C&C) radio access networks (RANs). On top of these novel features, a logical AI workflow shall be devised to establish (beyond) generative service orchestration.

A. Deep Converged C&C in RAN

In order to effectively organize heterogeneous resources, which may simultaneously cover terrestrial and non-terrestrial communications, the RAN for NetGPT has to first provide a control plane (CP) for seamless connectivity control to ubiquitously support prompting and generative information transmission in the user plane (UP). Such elements can be

developed consistent with the 5G techniques. In addition, it is worthwhile to introduce an independent computing plane (CmP) to coordinate computing resources and perform AI-related functionalities, so as to facilitate the deployment and update of generative services.

B. Data Processing and Privacy Protection

As demonstrated in Section II, data processing (e.g., data collection and fine-tuning) is heavily leveraged to lay the very foundation for producing generative LLM models. Besides collecting and storing data, it is essential to introduce data desensitization modules as key data processing services, so as to avoid privacy risks and protect the privacy embedded in the data. Meanwhile, data policy enforcement modules, which handle data according to the regulatory as well as non-regulatory rules (e.g., geographic restrictions), will be executed by default to ensure the integrity and legitimate of data processing. Moreover, contingent on the regulation and data usage policy, it is also feasible to devise some data processing model libraries and expose the capabilities with appropriate access control for entities to access and utilize the data services.

C. Personalized Profiling

In order to create a highly customized NetGPT, location-oriented profiling shall be significantly enhanced to support the definition and operation of personalized generative AI services. For example, local venues and facilities can be specially gathered to train edge LLM models. On the other hand, user service nodes (USN) can contain customized services at end-user level as well, so as to meet diversified customer requirements. As a by-product, it could further support to establish the user profiling and characterize connected terminals.

D. C&C Resource Management

As part of provisioned services in future cellular networks, the orchestration of resources for NetGPT shares some similarities as those for other network services, including establishing connectivity and computing resource allocation. However, it also poses additional challenges, since the scope of resources spans distributed nodes from the cloud to the terminal. Therefore, novel protocol stack needs be carried on radio control signaling (e.g., RRC) or radio data protocol (e.g. PDCP or SDAP) to transmit AI-generative messages and implement model update & distribution.

E. Logical AI Workflow

In order to effectively provision AI services, it is critical to develop some logical AI workflows to parse and orchestrate NetGPT services. Notably, a logical AI workflow, which refers to a set of network functions physically distributed at both the edge and the cloud and works on the basis of effective C&C resource coordination to successfully deliver “concise prompt”, “comprehensive prompt” and “generative responses”, regulates data processing and profiling to train personalized LLMs at the CmP. Furthermore, logical AI workflows are

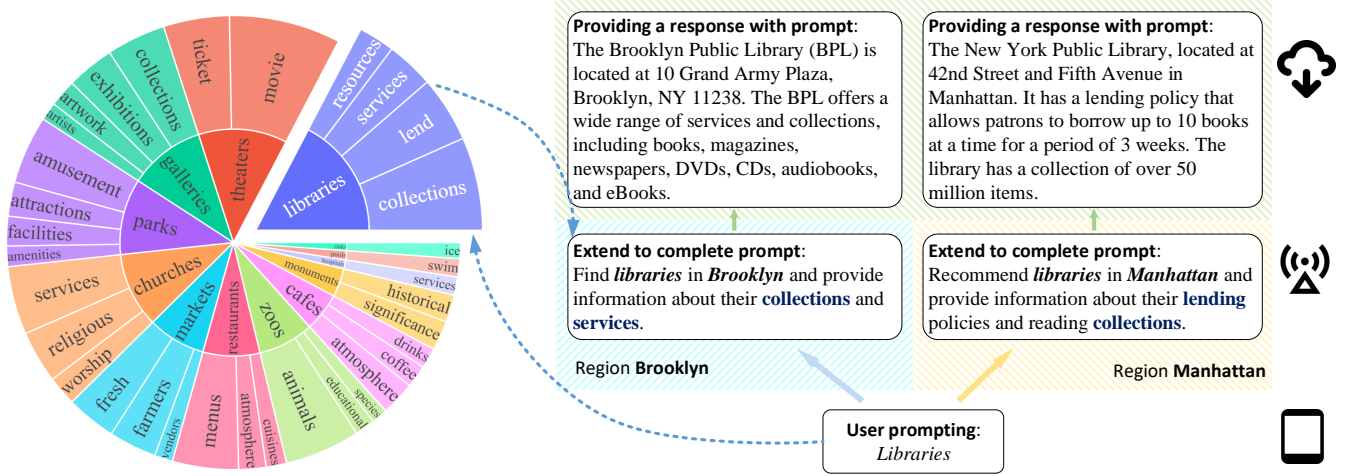


Fig. 3. A performance showcase of NetGPT for personalized generative services with edge LLM-assisted prompt completion.

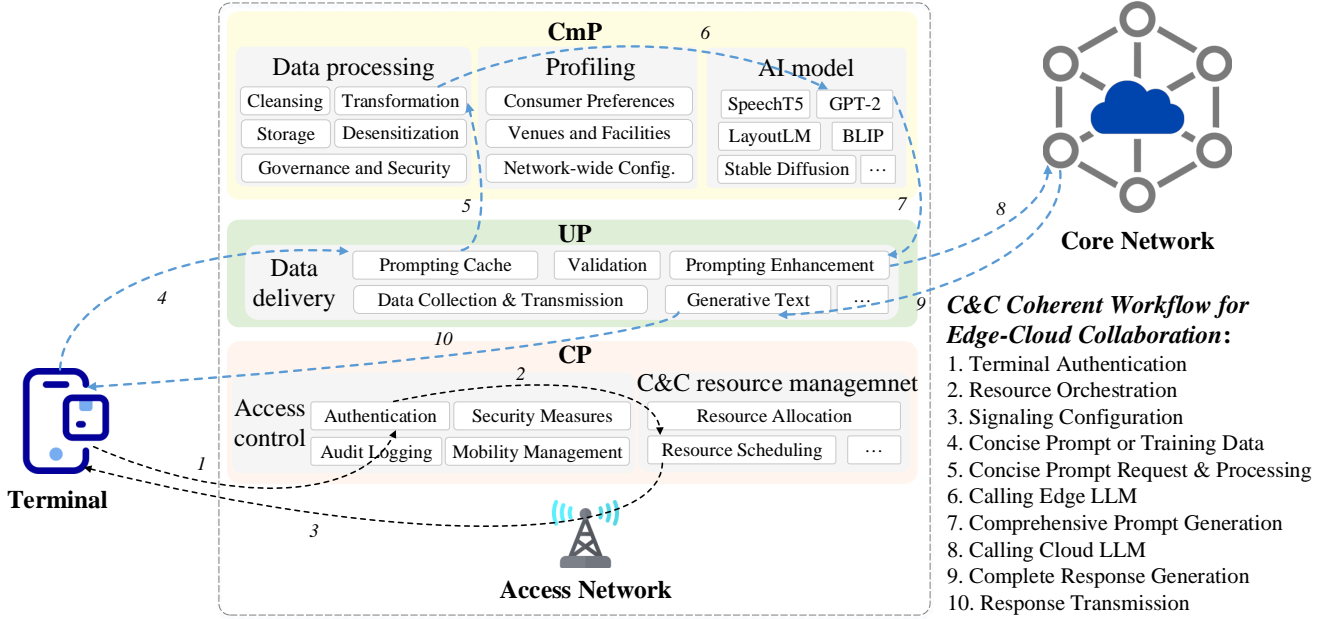


Fig. 4. The illustration of Native-AI Network Architecture and Logical AI Workflow for NetGPT.

mapped to physical resources during service deployment, so as to take into account the QoS requirements of related services. Notably, as the workflow covers a wide scope of network functions, the processing may be serial or directed acyclic graph-based, and thus involves comprehensive optimization techniques beyond the scope of this article. On the other hand, the logical AI workflow is not limited to generative services. Instead, as discussed in Section IV lately, the logical AI workflow significantly contributes to the improvement of QoS in a more customizable manner.

IV. LLM-BASED UNIFIED SOLUTION FOR NETWORK OPTIMIZATION

Apart from providing personalized generative services, NetGPT and the accompanied native-AI architecture could provide a unified solution for intelligent network optimization, on top of deployed edge LLMs.

A. Popularity Prediction

Considering the underlying principles of DNN structure, the deployed GPT-2 promises the ability to understand and forecast based on collected information, which could significantly contribute to content caching and resource reservation [14]. For example, the RAN can gather information from the affiliated terminals and interprets user' preference from historical visiting records by fine-tuning edge LLMs. Furthermore, by incorporating location-specific data, the edge LLM can be rather different to better capture personalized characteristics unique to each area.

In order to testify the prediction capability of the edge LLM (i.e., the GPT-2-base), we take the Netflix audience behavior dataset as a showcase. Notably, in order to mitigate the data sparsity, the range of time is first divided into intervals based on a 6-hour cycle and tagged a number. Subsequently, 20

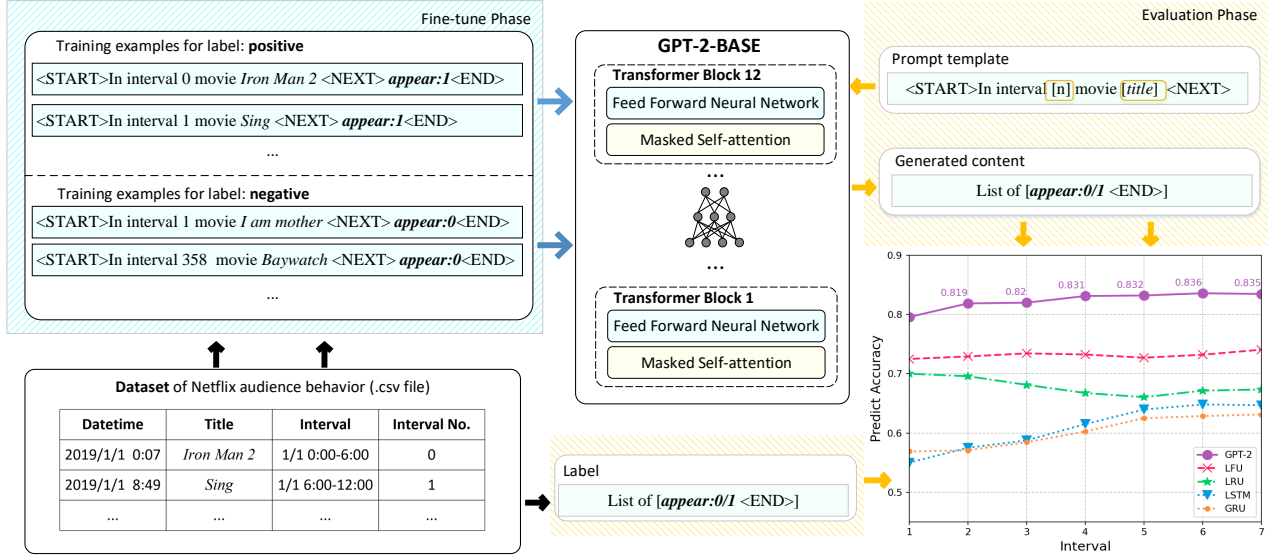


Fig. 5. Edge LLM for popularity prediction: From data-sample template, fine-tuning to prediction accuracy.

movies with the highest frequency are selected and labeled according to the presence or absence of each movie in a particular interval. Later, benefiting from the data format capability in Cmp, the related historical information is converted into some natural languages conforming to specific template. For example, “In interval 1, movie ‘Iron man 2’ appear :1” indicates the movie “Iron man 2” appears in the Interval 1, which corresponds to some specific datetime given in the left-bottom part of Fig. 5. Meanwhile, special tokens are added to create a prompt template that aids the language model in information comprehension and response generation. After direct fine-tuning, the edge LLM could generate labels following the prompt template format, i.e., whether the movie appears under the interval. Furthermore, to enhance model universality, we specifically utilize data from the last half year in the dataset for experimentation, and divide the dataset as the training set and test set according to the proportion 95% to 5%. Fig. 5 finally presents the prediction accuracy of the edge LLM. It can be observed that GPT-2 exhibits an acceptable level of accuracy on this task, and significantly outperforms other classical algorithms (e.g., LSTM, GRU).

B. Intent Inference

Given the increased difficulty of applying template-based services to vertical business, it become essential to effectively perceive the real-time requirements of customers. In that regard, how to precisely understand the intent of customers and translate it into feasible network configuration belongs to one of the most fundamental issues. Coincidentally, edge LLMs exactly satisfy such intent-recognition process [15] and benefit the accurate understanding of more verbal statements. In particular, by adopting a similar fine-tuning approach as before, there emerges the capability in the edge LLMs to understand and extract keywords from any natural language input. Notably, such a fine-tuning possess can be easily ac-

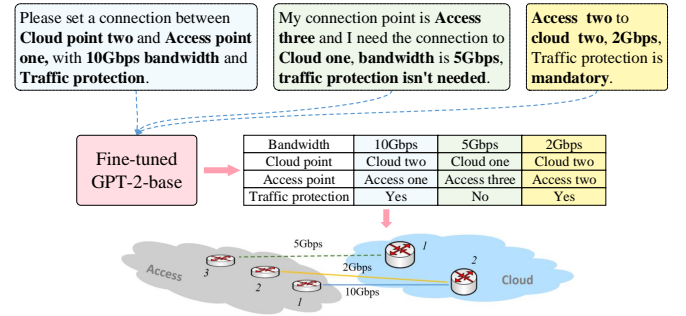


Fig. 6. Edge LLM for intent inference.

complished, as only 4,000 input-keywords pairs are used in our experiment. Fig. 6 presents the corresponding capability of GPT-2-base to identify customer intent. It can be observed from Fig. 6 that if one user wants to establish a 10 Gbps connection from Access 1 to Cloud 2 with traffic protection, accurate keywords could be conveniently extracted by GPT-2-base regardless of the distinctions of statements. Therefore, it avoids the cumbersome template design and customer learning process. In this regard, compared to conventional NLP tools, LLMs manifest stronger capability towards fulfilling intent-driven networking.

V. CONCLUSIONS AND DISCUSSIONS

In this article, based on LLMs, we have advocated the native-AI network architecture **NetGPT** beyond provisioning personalized generative services. In particular, through the effective cloud-edge collaboration, we have demonstrated the feasibility of **NetGPT** for personalized generative services by deploying some representative open-source LLMs (e.g., GPT-2-base and LLaMA model) at the edge and the cloud, and

evaluating their coherent performance. On top of that, we have highlighted some substantial architectural changes that NetGPT necessitates. As an thoughtful by-product, we have presented a possibly unified AI solution for network management & orchestration empowered by edge LLMs through exemplifying the performance for popularity prediction and intent inference. Given these observations, we could safely reach the conclusion that NetGPT is a promising native-AI network architecture beyond provisioning personalized generative services.

On the other hand, the research on NetGPT is still at an infancy stage and the output in this article only covers a small fraction of possible research challenges. Indeed, there still exist several crucial problems worthwhile to be addressed.

- Given the success of LLaMA to shrink model sizes through effective algorithmic and structural updates, how about the possibility to implement the inference and fine-tuning at the terminals, so as to satisfy the limited computing capability in cost-limited devices?
- Considering the continual evolving of knowledge involved in the cellular networks, how to emulate new Bing² and implement online learning-based LLMs to adapt to the dynamicity of wireless environment at the edge?
- Due to the limited sensitivity for numerical inference and possibility deception effects, how to further improve the rigorousness of LLMs and what lessons can be learned from the latest LLM?
- Besides the network optimization at higher layers, how about the chances to develop LLM-based physical layer to unleash LLM's power? Meanwhile, how to meet the stringent requirements for low-latency and ultra-reliable communication scenarios?

REFERENCES

- [1] OpenAI, "GPT-4 technical report," Mar. 2023. [Online]. Available: <http://arxiv.org/abs/2303.08774>
- [2] J. Zhang, S. Vahidian, *et al.*, "Towards building the federated GPT: Federated instruction tuning," May 2023, arXiv:2305.05644 [cs, eess]. [Online]. Available: <http://arxiv.org/abs/2305.05644>
- [3] M. Xu, H. Du, *et al.*, "Unleashing the power of edge-cloud generative AI in mobile networks: a survey of AIGC services," Mar. 2023, arXiv:2303.16129 [cs]. [Online]. Available: <http://arxiv.org/abs/2303.16129>
- [4] W. Wu, M. Li, *et al.*, "Split learning over wireless networks: Parallel design and resource management," *IEEE J. Sel. Area. Comm.*, vol. 41, no. 4, pp. 1051–1066, Apr. 2023.
- [5] N. Kandpal, E. Wallace, *et al.*, "Deduplicating training data mitigates privacy risks in language models," in *Proc. ICML 2022*, Baltimore, USA, Jun. 2022.
- [6] P. Liu, W. Yuan, *et al.*, "Pre-train, prompt, and predict: A systematic survey of prompting methods in natural language processing," *ACM Comput. Surv.*, vol. 55, no. 9, pp. 195:1–195:35, Jan. 2023.
- [7] H. Touvron, T. Lavril, *et al.*, "LLaMA: Open and efficient foundation language models," Feb. 2023, arXiv:2302.13971 [cs]. [Online]. Available: <http://arxiv.org/abs/2302.13971>
- [8] B. Zhang and R. Sennrich, "Root mean square layer normalization," in *Proc. NeurIPS 2019*, Vancouver, Canada, Dec. 2019.
- [9] N. Shazeer, "GLU variants improve transformer," Feb. 2020, arXiv:2002.05202 [cs, stat]. [Online]. Available: <http://arxiv.org/abs/2002.05202>

- [10] J. Su, Y. Lu, *et al.*, "RoFormer: Enhanced transformer with rotary position embedding," Aug. 2022, arXiv:2104.09864 [cs]. [Online]. Available: <http://arxiv.org/abs/2104.09864>
- [11] E. J. Hu, Y. Shen, *et al.*, "LoRA: Low-rank adaptation of large language models," in *Proc. ICLR 2022*, Virtual Edition, Jan. 2022.
- [12] R. Taori, I. Gulrajani, *et al.*, "Stanford alpaca: An instruction-following llama model," https://github.com/tatsu-lab/stanford_alpaca, 2023.
- [13] Y. Wang, Y. Kordi, *et al.*, "Self-instruct: Aligning language model with self generated instructions," in *Proc. ACL 2023*, Toronto, Canada, Jul. 2023.
- [14] J. Zhu, R. Li, *et al.*, "AoI-based temporal attention graph neural network for popularity prediction and content caching," *IEEE Trans. Cogn. Commun. Netw.*, vol. 9, no. 2, pp. 345–358, 2023.
- [15] L. Pang, C. Yang, *et al.*, "A survey on intent-driven networks," *IEEE Access*, vol. 8, pp. 22 862–22 873, 2020.

AUTHOR BIOGRAPHIES

Yuxuan Chen is a PhD Candidate in Zhejiang University, Hangzhou, China. His research interests currently focus on Large Language Model in communication.

Rongpeng Li is an associate professor in Zhejiang University, Hangzhou, China. His research interests currently focus on networked intelligence for communications evolving.

Zhifeng Zhao is the Chief Engineer with Zhejiang Lab, Hangzhou, China. His research area includes collective intelligence and software-defined networks.

Chenghui Peng is a Principal Researcher of Huawei Technologies. His current research interests focus on 6G native AI architecture design.

Jianjun Wu is the Chief Researcher and Director of Future Network Lab, Huawei Technologies. He is leading the future network architecture design in Huawei.

Ekram Hossain is a Professor and the Associate Head (Graduate Studies) in the Department of Electrical and Computer Engineering at University of Manitoba, Canada.

Honggang Zhang is a principal researcher with Zhejiang Lab, Hangzhou, China. He is currently involved in research on cognitive green communications.

²New Bing refers to GPT-empowered search engine available at <https://www.bing.com/new>.