

# Empirical Bayes large-scale multiple testing for high-dimensional sparse binary sequences

Bo Y.-C. Ning

*University of California, Davis  
Department of Statistics  
1227 Mathematical Science Building  
One Shields Avenue, Davis, CA 95616  
e-mail: [bycning@ucdavis.edu](mailto:bycning@ucdavis.edu)*

**Abstract:** This paper investigates the multiple testing problem for high-dimensional sparse binary sequences motivated by the crowdsourcing problem in machine learning. We adopt an empirical Bayes approach to estimate possibly sparse sequences with Bernoulli noises. We found a surprising result that the hard thresholding rule deduced from the spike-and-slab posterior is not optimal, even using a uniform prior. Two approaches are then proposed to calibrate the posterior for achieving the optimal signal detection boundary, and two multiple testing procedures are constructed based on these calibrated posteriors. Sharp frequentist theoretical results for these procedures are obtained, showing both can effectively control the false discovery rate uniformly for signals under a sparsity assumption. Numerical experiments are conducted to validate our theory in finite samples.

**MSC2020 subject classifications:** Primary 62G10, 62G20.

**Keywords and phrases:** Crowdsourcing, empirical Bayes, false discovery rate, sparse binary sequences, spike-and-slab posterior, multiple testing.

## Contents

1	Introduction . . . . .	2
1.1	Problem setup . . . . .	4
1.2	The spike-and-slab posterior for Bernoulli variables . . . . .	4
1.3	The empirical Bayes approach . . . . .	5
1.4	Empirical Bayes multiple testing methodologies . . . . .	5
1.5	Our contribution . . . . .	6
1.6	Outline of this paper . . . . .	7
1.7	Notations . . . . .	7
2	The $\ell$ -value procedure . . . . .	8
2.1	Analyzing the threshold of the $\ell$ -value procedure . . . . .	8
2.2	The sharp signal detection boundary . . . . .	9
3	The $\mathcal{C}\ell$ -value and $q$ -value procedures . . . . .	10
3.1	Multiple testing procedures based on $\mathcal{C}\ell$ - and $q$ -values . . . . .	10
3.2	Analyzing thresholds of $\mathcal{C}\ell$ - and $q$ -value procedures . . . . .	11
4	Uniform FDR control for $\ell$ -, $\mathcal{C}\ell$ -, and $q$ -value procedures . . . . .	12
5	FDR and FNR control for large signals . . . . .	14

6	Numerical experiments . . . . .	15
7	The two-class crowdsourcing problem with sparsity constraints . . . . .	18
8	Discussion . . . . .	18
9	A list of useful multiple-testing related quantities . . . . .	19
10	Relations between $\eta^\ell$ , $\eta^q$ , $\eta^{C\ell}$ , $\zeta$ , and $\xi$ . . . . .	21
	10.1 Monotonicity for $(\varphi/g)(\cdot)$ and $(\mathbf{B}/\mathbf{G})(\cdot)$ . . . . .	21
	10.2 Bounding $\eta^\ell$ , $\eta^q$ , and $\eta^{C\ell}$ . . . . .	22
	10.3 Comparing $\eta^\ell(r(w, t))$ , $\eta^q(r(w, t))$ , $\eta^{C\ell}(r(w, t))$ with $\xi(w)$ and $\zeta(w)$ . . . . .	24
	10.4 Proof of Lemmas 1, 2 and 3 . . . . .	27
	10.5 Proof of Lemma 4 . . . . .	27
11	Bounding $P_{\theta_0=1/2}(\ell \leq t)$ , $P_{\theta_0=1/2}(q \leq t)$ , and $P_{\theta_0=1/2}(C\ell \leq t)$ . . . . .	29
12	Proof of results in Section 4 . . . . .	31
	12.1 Proof of Theorem 1 . . . . .	31
	12.2 Proof of Lemma 5 . . . . .	35
13	Proof of results in Section 5 . . . . .	37
	13.1 Proof of Theorem 2 . . . . .	37
	13.2 Proof of FNR results for the $\ell$ -value, $q$ -value, and $C\ell$ -value procedures . . . . .	39
	13.2.1 Proof of Theorem 3 . . . . .	39
	13.2.2 Proof of Lemma 6 . . . . .	40
14	Tight concentration bounds for the MMLE $\hat{w}$ . . . . .	40
15	Bounding $\tilde{m}(w)$ , $m_1(\theta, w)$ , and $m_2(\theta, w)$ . . . . .	45
	15.1 Upper and lower bounds for $\tilde{m}(w)$ . . . . .	45
	15.2 Upper and lower bounds for $m_1(\theta, w)$ . . . . .	46
	15.3 Comments on the bounds for $\tilde{m}(w)$ and $m_1(\theta, w)$ . . . . .	55
	15.4 Upper bound for $m_2(\theta, w)$ . . . . .	55
	15.5 Controlling $m_1(\theta, w)$ on the set containing relatively small signals . . . . .	57
16	Analyzing $\beta(u)$ . . . . .	62
17	Proof of Proposition 1 . . . . .	66
18	Several useful bounds for the binomial distribution . . . . .	69
19	Auxiliary lemmas . . . . .	76
	Acknowledgements . . . . .	78
	References . . . . .	78

## 1. Introduction

Large-scale multiple testing problems arise frequently in modern statistical applications, such as in microarray experiments, where thousands hypotheses are tested simultaneously to identify important genes associated with certain types of cancer. Due to the large number of hypotheses compared to the sample size, sparsity assumptions are commonly adopted in order to control the false discovery rate (FDR). The connection between FDR control procedures and their adaptability to sparsity was formally established by the pioneering work [Abramovich et al. \(2006\)](#). They showed that the hard thresholding rule derived from the Benjamini-Hochberg (BH) procedure ([Benjamini and Hochberg, 1995](#)) can be asymptotic minimax optimal with an appropriately chosen FDR control parameter. Subsequent studies showed that minimax optimal sparsity-inducing methods, e.g., SLOPE ([Su and Candès, 2016](#)), GAP ([Xia et al., 2020](#)), and empirical Bayes

methods (Castillo and Roquain, 2020, hereafter, CR20), can be also used to construct multiple testing procedures with excellent FDR control.

In this paper, we focus on the empirical Bayes method for multiple testing. The two-groups model has been widely adopted in the Bayesian literature for multiple testing (Bogdan et al., 2011; Scott et al., 2015; Greenlaw et al., 2017, and Chapter 2 in Efron, 2010). Within this framework, the spike-and-slab model emerges as a natural choice when incorporating a sparsity assumption. This model introduces sparsity through a spike-and-slab prior, which is a mixture of two densities representing the null hypothesis and the alternative hypothesis respectively. The weight assigned to each density measures the probability for accepting either the null or the alternative hypothesis. While extensive research has been conducted over the past two decades to investigate the theoretical properties of various spike-and-slab models (e.g., Johnstone and Silverman, 2004; Castillo and van der Vaart, 2012; Castillo et al., 2015; Martin et al., 2017; Ning et al., 2020; Ročková, 2018; Bai et al., 2022; Ray and Szabó, 2022), fewer studies have focused on their application to the multiple testing problem. CR20 provided the first theoretical results for the multiple testing procedure using an empirical Bayes approach in the context of the Gaussian sequence model. Their study confirms it has an excellent performance in controlling the false discovery rate (FDR) under sparsity. A recent work by Abraham et al. (2021) have extended those findings to accommodate models with sub-Gaussian noises.

The emergence of applications in machine learning has brought new challenges in multiple testing, for example, the crowdsourcing problem. In this problem,  $m$  workers are asked to provide label assignments for  $n$  objects. The goal is to recover the true labels for those objects. The crowdsourcing approach to classify unknown labels has been popular across many data science fields. For instance, online commercial platforms such as Amazon Mechanical Turk (Crowston, 2012) allows paid users to obtain hundreds of thousands of labels within only a few hours from crowdsourcing workers. Another example is the Space Warps project (Marshall et al., 2015) initiated in 2013, which engaged 37,000 citizen scientists to participate in classifying 11 million images to identify gravitational lenses over an eight-month period. Analyzing crowdsourcing data presents two significant challenges. First, the number of objects is much larger than the number of workers ( $n > m$ ). Second, due to workers or citizen scientists often have limited domain expertise, the collected data are very noisy. Let us focus on the case which label assignments are binary, which should already cover a wide range of applications. One can formulate this problem as a multiple testing problem, which involves testing a large number of hypotheses simultaneously for Bernoulli variables. Hence, there is a need to develop new multiple testing methods to accommodate models for sparse binary sequences.

Our paper has two main objectives: first, we develop new procedures for multiple testing for high-dimensional binary sequences using empirical Bayes approaches. Second, we establish sharp frequentist theoretical results on FDR control for these procedures. The study of multiple testing problems for binary sequences has received less attention compared to the Gaussian model and other generalized linear models. Mukherjee et al. (2015) investigated the a related problem testing a global null hypothesis versus sparse alternatives. They found the difference between the signal detection boundary in high-dimensional binary regression model and in the Gaussian model of Arias-Castro et al. (2011) for small  $m$ . Recent studies by Ma et al. (2021) and Cai et al. (2023) have explored multiple testing methods in the high-dimensional logistic regression model and the binary generalized linear model respectively. To our best knowledge, empirical Bayes approaches

have not been explored in these contexts, despite their excellent finite sample performance, e.g., as will demonstrate in our simulation studies in Section 6. This paper aims to bridge this gap by proposing practical and theoretically valid multiple testing procedures using empirical Bayes approaches for sparse binary sequences. Let us introduce our model and the multiple testing problem in the following section.

### 1.1. Problem setup

The dataset consists of binary outcomes represented by  $\mathcal{D} = \{Z_{ij}, i = 1, \dots, m, j = 1, \dots, n\}$ . We consider the sequence model with Bernoulli noises given by

$$Z_{ij} \stackrel{\text{ind}}{\sim} \text{Ber}(\theta_j), \quad i = 1, \dots, m, j = 1, \dots, n, \quad (1)$$

where  $\theta = (\theta_1, \dots, \theta_n)$  is an  $n$ -dimensional vector containing unknown parameters,  $\theta \in [0, 1]^n$ . The true parameter is denoted as  $\theta_0$ . We assume  $\theta_0 \in \ell_0[s_n]$  for  $s_n \leq n$ , where

$$\ell_0[s_n] = \{\theta \in [0, 1]^n, \#\{j : \theta_j \neq 1/2\} \leq s_n\}. \quad (2)$$

Our goal is to test the following  $n$  hypotheses simultaneously:

$$H_{0j} : \theta_{0,j} = 1/2 \quad \text{versus} \quad H_{1j} : \theta_{0,j} \neq 1/2, \quad j = 1, \dots, n. \quad (3)$$

Since  $\{Z_{ij}\}$  are independent, let  $X_j = \sum_{i=1}^m Z_{ij}$ , then  $X_j \stackrel{\text{ind}}{\sim} \text{Bin}(m, \theta_j)$ . Thus, it is equivalent to the multiple testing problem with binomial distributions. The size of  $m$  cannot be too small. This has been proved by Mukherjee et al. (2015), which they showed that if  $m \ll \log n$ , it is impossible to construct any powerful two-sided testing procedures for sparse signals. In this paper, we assume  $m \gg (\log n)^2$ , which is slightly stronger than the assumption in Mukherjee et al. (2015). We found it is challenging to reduce this assumption due to technical reasons; see discussion in Section 2.1.

### 1.2. The spike-and-slab posterior for Bernoulli variables

Consider the spike-and-slab prior given as follows:

$$\theta | w \sim \bigotimes_{j=1}^n \{(1-w)\delta_{1/2} + w\gamma\}, \quad (4)$$

where  $w \in (0, 1)$  is the weight,  $\delta_{1/2}$  is the Dirac measure at  $1/2$ , which is the point of the null hypothesis in (3), and  $\gamma$  is a continuous density symmetric at  $1/2$ . We choose the conjugate prior for  $\gamma$ ; i.e.,  $\gamma = \text{Beta}(\alpha, \alpha)$ ,  $\alpha \in \mathbb{Z}^+$ .

Given the model in (1) and the prior in (4), the posterior distribution is obtained as

$$P^\pi(\theta | \mathcal{D}, w) = \bigotimes_{j=1}^n \{\ell(X_j)\delta_{1/2} + (1 - \ell(X_j))\mathcal{G}_{X_j}\}, \quad (5)$$

where  $\mathcal{G}_{X_j} = \text{Beta}(\theta_j; X_j + 1, m - X_j + 1)$  and

$$\ell(x) = \ell(x; w) = P^\pi(\theta = 1/2 | X = x, w) = \frac{(1-w)\varphi(x)}{(1-w)\varphi(x) + wg(x)}, \quad (6)$$

with  $g(x) = \int \varphi_\theta(x)\gamma(\theta)d\theta$ . We use the notations  $\varphi_\theta = \text{Bin}(m, \theta)$  and  $\varphi = \varphi_{1/2}$  for a binomial distribution. For computational convenience as well as theoretical considerations, we set  $\alpha = 1$ . Then,  $\gamma \sim \text{Unif}(0, 1)$  is the uniform distribution on  $[0, 1]$ , and  $g(x) = \int \varphi_\theta(x)\gamma(\theta)d\theta = (m+1)^{-1}$  is simply a constant. We do not recommend using other values for  $\alpha > 1$ , as we will explain in the [Discussion](#) section.

### 1.3. The empirical Bayes approach

To estimate the unknown weight  $w$  in the posterior, we adopt an empirical Bayes approach, which is similar to the one in the Gaussian sequence model introduced by [Johnstone and Silverman \(2004\)](#). Define the logarithm of the posterior as

$$L(w) = \log P^\pi(\theta | X, w) = \sum_{j=1}^n \log \varphi(X_j) + \sum_{j=1}^n \log(1 + w\beta(X_j)),$$

where  $\beta(u) = (g/\varphi)(u) - 1$ . We estimate  $w$  by solving the following optimization problem:

$$\hat{w} = \arg \max_{w \in [1/n, 1]} L(w), \quad (7)$$

where  $\hat{w}$  is the marginal maximum likelihood estimator (MMLE). The lower bound imposed in (7), specifically  $1/n$ , ensures that  $\hat{w}$  is not too small, which is important for controlling the FDR for small signals near  $1/2$ . It is possible that the solution  $\hat{w}$  lies at the boundary of this interval. One can see this through the score function:

$$S(w) = \frac{\partial}{\partial w} L(w) = \sum_{j=1}^n \beta(X_j, w), \quad \beta(x, w) = \frac{\beta(x)}{1 + w\beta(x)}.$$

Since  $\beta(x, w)$  is monotone decreasing on  $x \in [m/2, m]$  due to  $\phi(x)$  is monotone increasing and  $g(x)$  is a constant, a unique solution for  $S(w) = 0$  exists if  $S(1) < 0$  and  $S(1/n) > 0$ . Otherwise,  $\hat{w} = 1/n$  or  $1$ . Asymptotic analysis for the score function will be provided in [Section 15](#).

### 1.4. Empirical Bayes multiple testing methodologies

Back to the multiple testing problem, we construct our multiple testing procedure based upon using the empirical Bayes posterior given in [Section 1.3](#). The local FDR, as introduced by [Bradley Efron](#) (see [Chapter 5 of Efron, 2010](#)), is the posterior probability of the parameter value under the null hypothesis. In our posterior,  $\ell(x; w)$  in (6) is the local FDR. To avoid confusion between FDR and the procedure itself, we refer to the procedure for local FDR as the  $\ell$ -value procedure throughout this paper, the same as in [CR20](#).

Theoretical results on FDR control will be presented for the  $\ell$ -value procedure. Here, it is important to distinguish between controlling the Bayes FDR (BFDR) and the FDR itself. The BFDR is the FDR integrated over the prior distribution, defined by

$$\text{BFDR}(\mathbb{T}; w, \gamma) = \int_{\theta \in [0,1]^n} \text{FDR}(\theta, \mathbb{T}; w, \gamma) d\Pi(\theta).$$

While controlling the FDR ensures control of the BFDR, the reverse is not necessarily true. More importantly, controlling the BFDR does not provide information about how the FDR behaves under arbitrary sparsity patterns for  $\theta_0$ , which is the aim of this paper. We shall focus on the FDR, not the BFDR.

The choice of the prior is crucial in controlling the FDR. The resulting posterior should not only be theoretically sound but also can be easily computed. For example, in the Gaussian sequence model, CR20 recommend using a heavy-tailed distribution such as Laplace or Cauchy. The computation tool for its posterior was already implemented by Johnstone and Silverman (2005). For the Bernoulli model, beta priors are convenient to work with. The prior also needs to be ‘flat’ for theoretical considerations, which leads us to choose the uniform prior. However, there is a drawback for choosing this prior, as we discussed below. We then address this issue by proposing two multiple testing procedures using  $\mathcal{C}\ell$ -values and  $q$ -values, introduced in Section 3.

### 1.5. Our contribution

The present work introduces three easily implementable empirical Bayes multiple testing procedures for high-dimensional sparse binary data: the  $\ell$ -value,  $\mathcal{C}\ell$ -value and  $q$ -value procedures. The latter two procedures in particular exhibit excellent performance in controlling the FDR. Simulation-based results show they even outperform the Benjamini-Hochberg procedure for sparse signals. Frequentist theoretical results are established for the three procedures, including:

1. We establish the sharp signal detection boundary for a class of thresholding-based procedures and show the threshold of our empirical Bayes posterior is larger than this boundary. Specifically, the sharp boundary is  $\sqrt{\frac{1}{2m} \log(n/s_n)}$  and the threshold of the posterior is  $\sqrt{\frac{1}{2m} \left( \log(n/s_n) + \log \left( \frac{\sqrt{2}(m+1)}{\sqrt{m\pi}} \right) \right)}$ . Note that the assumption  $m \gg (\log n)^2$  is needed for getting these results.
2. This first point highlights the major difference between the Bernoulli sequence model and the Gaussian sequence model: the posterior for the Bernoulli sequence model is not an ideal object for multiple testing. Additional calibration is necessary for the posterior to achieve the sharp signal detection boundary. So we propose the  $\mathcal{C}\ell$ -value and  $q$ -value procedures.
3. We establish an upper bound for the FDR for all three procedures. All of them allow correct *uniform* FDR control for arbitrary sparse signals. The  $q$ -value procedure achieves the exact targeted level of FDR control for signals above its threshold. The  $\ell$ -value procedure is the most conservative one; it fails to control FNR for even moderate-sized signals.

Our proof techniques are inspired by those from [Johnstone and Silverman \(2004\)](#) and [CR20](#), which studies the MMLE and empirical Bayes multiple testing procedures, respectively, in the context of the Gaussian sequence model. However, due to our model is Bernoulli instead of Gaussian, substantial modifications of their arguments are needed. We would like to highlight two major challenges. First, obtaining tight bounds for related quantities are more difficult. For instance, we need to carefully control the remainder term for approximating the Binomial distribution with a Gaussian distribution. Working with, e.g., the Chernoff bound, is not enough to derive our results. Another example is when bounding the ratio between two binomial distributions with different parameter values, one needs to deal with the difference of their means as well as variances. We thus need to use more sophisticated arguments to bound quantities related to the binomial distribution. The bounds we used for binomial distributions are presented in [Section 18](#), and some of them may be of independent interest.

Second, the key step in obtaining the uniform FDR control result is to ensure certain small signals do not dominate in the upper bound of the FDR. In the Gaussian sequence model, small signals are those below the sharp signal detection boundary (see [CR20](#)). However, in our model, as the threshold is larger than the sharp boundary, we also need to consider signals between the boundary and the threshold in order to control the FDR uniformly.

### 1.6. Outline of this paper

The paper proceeds as follows: [Section 2](#) introduces the  $\ell$ -value procedure. We will show its threshold is suboptimal. [Section 3](#) explores two approaches to calibrate the empirical Bayes posterior and introduces the  $\mathcal{C}\ell$ -value and  $q$ -value procedures with their thresholds are studied and compared. [Section 4](#) presents the first main result, showing that all three procedures can achieve uniform FDR control for arbitrary sparse signals. [Section 5](#) provides the second main result, showing that the  $q$ -value procedure can achieve the exact targeted level asymptotically, while the  $\ell$ -value procedure fails to control False Negative Rate (FNR) for certain large signals. Numerical experiments are conducted in [Section 6](#). [Section 7](#) applies our theory to the two-class crowdsourcing problem. The paper concludes with a discussion in [Section 8](#). Proofs of lemmas and theorems are provided in [Sections 9-17](#), and auxiliary lemmas are given in [Sections 18 and 19](#).

### 1.7. Notations

Define  $\varphi_\theta(x) = \text{Bin}(m, \theta)$ , the binomial distribution with parameters  $m$  and  $\theta$ . If  $\theta = 1/2$ , we denote  $\varphi(x) = \varphi_{1/2}(x)$ . Let  $\mathbf{B}_\theta(u)$  be the cdf of  $\varphi_\theta(x)$  and  $\mathbf{B}(u)$  be the cdf fo  $\varphi(x)$ . Also, denote  $\phi(x)$  as the standard normal distribution with its cdf  $\Phi(x)$ . For a cdf function  $F(x)$ , let  $\bar{F}(x) = 1 - F(x)$ . For any two real numbers  $a$  and  $b$ , let  $a \vee b = \max\{a, b\}$  and  $a \wedge b = \min\{a, b\}$ . Denote  $a \lesssim b$  as  $a \leq Cb$  for some constant  $C$ . For two sequences  $c_n$  and  $d_n$  depending on  $n$ ,  $c_n \ll d_n$  stands for  $c_n/d_n \rightarrow 0$  as  $n \rightarrow \infty$ ,  $c_n \asymp d_n$  means that there exists constants  $A, A' > 0$  such that  $Ac_n \leq d_n \leq A'c_n$ , and  $c_n \sim d_n$  stands for  $c_n - d_n = o(c_n)$ ,  $o(1)$  is a deterministic sequence going to 0 with  $n$ .  $\mathbb{1}\{\cdot\}$  is the indicator function.

## 2. The $\ell$ -value procedure

The  $\ell$ -value, also known as the local false discovery rate introduced by Efron (2004), is defined as the probability that the null hypothesis is true conditionally on the test statistics equals to the observed value. In our model, the  $\ell$ -value is defined as  $\ell(x) = \ell(x; w)$  in (6). The multiple testing procedure based on using  $\ell$ -values involves three steps: first, estimate the MMLE  $\hat{w}$  by solving (7). Second, compute  $\hat{\ell}(x) = \hat{\ell}(x; \hat{w})$  by substituting  $\hat{w}$  obtained in the previous step. Last, determine a cutoff value  $t \in (0, 1)$  and reject or accept a null hypothesis based on whether  $\hat{\ell}(x) \leq t$  or  $\hat{\ell}(x) > t$ . We provide a summary of this procedure in Table 1.

---

**Algorithm 1:** The  $\ell$ -value procedure
 

---

**Data:**  $\mathcal{D} = \{Z_{ij}, i = 1, \dots, m, j = 1, \dots, n\}$ 
**Input:** A pre-specified value  $t \in (0, 1)$ 

0. Compute  $X_j = \sum_{i=1}^m Z_{ij}$ ;
1. Compute  $\hat{w}$  in (7);
2. Evaluate  $\hat{\ell}_j = \ell(X_j; \hat{w})$  in (6);
3. Obtain  $\mathbb{T}_j^\ell = \mathbb{1}\{\hat{\ell}_j \leq t\}$ ;

**Output:**  $\mathbb{T}_1^\ell, \dots, \mathbb{T}_n^\ell$ .
 

---

### 2.1. Analyzing the threshold of the $\ell$ -value procedure

The  $\ell$ -value procedure is a thresholding-based procedure. The threshold is determined by the spike-and-slab posterior and is sensitive to the choice of the prior. In the Gaussian sequence model, the thresholding rule of the posterior distribution has been investigated by (e.g., see Johnstone and Silverman, 2004; Castillo and van der Vaart, 2012). In this section, we study the threshold of the  $\ell$ -value procedure. Lemma 1 provides the formula for this threshold derived from the posterior distribution given in (5).

**Lemma 1.** For  $t \in (0, 1)$  is fixed and  $w \in (0, 1)$  and define  $r(w, t) = \frac{wt}{(1-w)(1-t)}$ , consider the test function  $\mathbb{T}^\ell = \mathbb{1}\{\ell(x; w, g) \leq t\}$  for the  $\ell$ -value given in (6), then,  $\mathbb{T}^\ell = \mathbb{1}\{|x - m/2| \geq mt_n^\ell\}$ , where for

$$\eta^\ell(\cdot) = \frac{1}{m}(\varphi/g)^{-1}(\cdot), \quad (8)$$

we have  $t_n^\ell := t_n^\ell(w, t) = \eta^\ell(r(w, t)) - 1/2$ .

Lemma 1 shows that the inverse of the ratio  $(\varphi/g)(\cdot)$  is the key quantity in determining the threshold. In Lemma 2, we present an asymptotic bound for  $t_n^\ell$ . Its non-asymptotic bounds are given in Section 10.2.

**Lemma 2.** For  $t_n^\ell(w, t)$  given in Lemma 1, let  $r(w, t) = \frac{wt}{(1-w)(1-t)}$  for any  $w \in (0, 1)$  and a fixed  $t \in (0, 1)$ , if  $\log^2(1/(r(w, t)))/m \rightarrow 0$  as  $m \rightarrow \infty$ , then

$$t_n^\ell(w, t) \sim \sqrt{\frac{1}{2m} \left( \log \left( \frac{1}{r(w, t)} \right) + \log \left( \frac{\sqrt{2}(1+m)}{\sqrt{\pi m}} \right) \right)}. \quad (9)$$



**Remark 1.** The bound for  $t_n^\ell$  in (9) indicates  $t_n^\ell(w, t) \geq \sqrt{\frac{1}{2m} \log(1/r(w, t))}$ . If  $w \asymp s_n/n$ , which is the case for the MMLE when a number of strong signals are present (see the proof in Section 14), then  $t_n^\ell(w, t) \geq \sqrt{\frac{1}{2m} \log(n/s_n)}$ . This suggests that  $t_n^\ell$  is larger than the sharp signal detection boundary, as given in Proposition 1. Furthermore, if  $\sqrt{m} \gg n/s_n$ , then  $t_n^\ell(w, t) \sim \sqrt{\frac{1}{4m} \log m}$ , which can even be independent of  $s_n$ . This suggests that the thresholding rule of the  $\ell$ -value procedure is not optimal.

The result in Lemma 2 highlights the key difference between the threshold derived from the spike-and-slab posterior in the Gaussian setting and that in the Bernoulli setting. In the Gaussian sequence model, the threshold of the posterior is already asymptotically sharp when adopting a heavy-tailed distribution such as Laplace or Cauchy. However, this is not the case in the Bernoulli model. In order to achieve the optimal signal detection boundary provided in the subsequent section, a careful calibration of this posterior is needed. We will introduce two calibration approaches in Section 3.

## 2.2. The sharp signal detection boundary

Assuming  $s_n \leq n^{v_1}$  for some  $v_1 \in (0, 1)$  and  $m \gg (\log n)^2$ , let us define

$$\zeta(w) = \sqrt{\frac{1}{2m} \log\left(\frac{1}{w}\right)}. \quad (10)$$

and  $\Theta_0[s_n, a]$ ,  $a > 0$ , a set containing ‘large’ signals such that

$$\Theta_0[s_n, a] = \{\theta \in \ell_0[s_n] : |\theta_j - 1/2| \geq a\zeta(s_n/n), j \in S_\theta, |S_\theta| = s_n\}, \quad (11)$$

We consider a large class of thresholding-based multiple testing procedures denoted by  $\mathcal{T}$ . For any test  $\mathbb{T} \in \mathcal{T}$ ,  $\mathbb{T} = \{\mathbb{T}_1, \dots, \mathbb{T}_n\}$ , each  $\mathbb{T}_j$ ,  $1 \leq j \leq n$ , has the form

$$\mathbb{T}_j(X) = \{X - m/2 \geq m\tau_1(X) \text{ or } X - m/2 \leq -m\tau_2(X)\}, \quad (12)$$

for some measurable functions  $\tau_1(X)$  and  $\tau_2(X)$ . Clearly,  $\mathbb{T}^\ell \in \mathcal{T}$ . Define the multiple testing risk as the summation of the false discovery rate and the false negative rate (FNR) given by

$$\mathfrak{R}(\theta, \mathbb{T}) = \text{FDR}(\theta, \mathbb{T}) + \text{FNR}(\theta, \mathbb{T}), \quad (13)$$

where for  $\mathbb{T} = \{\mathbb{T}_1, \dots, \mathbb{T}_n\}$ ,

$$\text{FDR}(\theta, \mathbb{T}) = \frac{\sum_{j=1}^n \mathbb{1}\{\theta_j = 1/2\} \mathbb{T}_j}{1 \vee \sum_{j=1}^n \mathbb{T}_j}, \quad \text{FNR}(\theta, \mathbb{T}) = \frac{\sum_{j=1}^n \mathbb{1}\{\theta_j \neq 1/2\} (1 - \mathbb{T}_j)}{1 \vee \sum_{j=1}^n \mathbb{1}\{\theta_j = 1/2\}}. \quad (14)$$

The next result establishes a lower bound for the risk defined in (13) among a class of thresholding-based procedures of the form (12), which in turn gives the sharp signal detection boundary for our model.

**Proposition 1.** Let  $\mathcal{T}$  be a class of thresholding-based multiple testing procedures given in (12). Suppose  $s_n \leq n^{v_1}$  for any  $v_1 \in (0, 1)$ ,  $m \gg (\log n)^2$ , and  $\theta_0 \in \Theta_0[s_n, a]$  in (11), then for any  $\mathbb{T} \in \mathcal{T}$  and any positive  $a < 1$ ,

$$\liminf_{n \rightarrow \infty} \inf_{\mathbb{T} \in \mathcal{T}} \inf_{\theta_0 \in \Theta_0[s_n, a]} \mathfrak{R}(\theta_0, \mathbb{T}) \geq 1. \quad (15)$$

**Remark 2.** The assumption  $m \gg (\log n)^2$  is needed for proving Proposition 1. It might be possible that this assumption could be weakened to  $m \gg \log n$ , as seen in Mukherjee et al. (2015) for testing a global null hypothesis versus sparse alternatives. However, we found it is challenging to remove this assumption based on our current proof technique, as it naturally arises when controlling the approximation error between the Binomial distribution and the Gaussian distribution. Despite this, we find that working with this assumption is sufficient for studying our multiple testing procedures.

The result in Proposition 1 shows the sharp signal detection boundary of the multiple testing problem is  $\zeta(s_n/n)$ . The proof can be found in Section 17. To prove this proposition, we derived bounds for the inverse of the cdf of the binomial distribution in Lemma 43. Since we did not find them elsewhere in the literature, they could be of independent interest for studying other models that relate to the binomial distribution.

### 3. The $\mathcal{C}\ell$ -value and $q$ -value procedures

In the previous section, we showed that the threshold of the  $\ell$ -value is suboptimal. In this section, we introduce two calibration approaches to adjust the posterior distribution for achieving the sharp signal detection boundary. This leads to two new multiple testing procedures, the  $\mathcal{C}\ell$ -value and  $q$ -value procedures. Let us introduce each of these procedures separately.

#### 3.1. Multiple testing procedures based on $\mathcal{C}\ell$ - and $q$ -values

The  $\mathcal{C}\ell$ -value replaces the function  $g(u)$  in the posterior in (5) with  $\sqrt{2/(\pi m)}(1+m)g(x)$ , which is defined as

$$\mathcal{C}\ell(x; w, g) = \frac{(1-w)\varphi(x)}{(1-w)\varphi(x) + w\sqrt{\frac{2}{\pi m}}(1+m)g(x)}. \quad (16)$$

By multiplying this factor with  $g(x)$ , we effectively remove the second term in (9), as demonstrated in Lemma 3.

The  $q$ -value, introduced by Storey (2003), is defined as the probability that the null hypothesis is true conditionally on the test statistics being larger than the observed value. Let  $Y = X - m/2$  and  $y = x - m/2$ , the  $q$ -value is defined as follows:

$$q(x; w) = P^\pi(\theta = 1/2 \mid |Y| \geq |y|, w) = \frac{(1-w)\bar{\mathbf{B}}(m/2 + |y|)}{(1-w)\bar{\mathbf{B}}(m/2 + |y|) + w\bar{\mathbf{G}}(m/2 + |y|)}, \quad (17)$$

where  $\bar{\mathbf{B}}(\cdot)$  and  $\bar{\mathbf{G}}(\cdot)$  are one minus the cdf of the densities  $\varphi(\cdot)$  and  $g(\cdot)$  respectively. As  $g(\cdot) = (m+1)^{-1}$ ,  $\bar{\mathbf{G}}(m/2 + |y|) = (m/2 - |y|)/(1+m)$ . By comparing (17) with (6), the  $q$ -value alters the significance region in the original posterior.

The construction of the  $\mathcal{C}\ell$ -value and  $q$ -value procedures is similar to the  $\ell$ -value procedure. One needs to replace  $\ell(x; w, g)$  in the test function with  $\mathcal{C}\ell(x; w, g)$  in (16) and  $q(x; w)$  in (17) respectively. It is important to note that  $w$  is still chosen as the MMLE  $\hat{w}$  estimated using the original posterior distribution. The two procedures are summarized in Table 2.

---

**Algorithm 2:** The  $\mathcal{C}\ell$ - and  $q$ -value procedures

---

**The  $\mathcal{C}\ell$ -value procedure:****Data:**  $\mathcal{D} = \{Z_{ij}, i = 1, \dots, m, j = 1, \dots, n\}$ **Input:** A pre-specified value  $t \in (0, 1)$ ,C0. Compute  $X_j = \sum_{i=1}^m Z_{ij}$ ;C1. Compute  $\hat{w}$  as in (7);C2. Evaluate  $\hat{\mathcal{C}}\ell_j = \mathcal{C}\ell(X_j; \hat{w}, g)$  using (16);C3. Obtain  $\mathsf{T}_j^{\mathcal{C}\ell} = \mathbb{1}\{\hat{\mathcal{C}}\ell_j \leq t\}$ ;**Output:**  $\mathsf{T}_1^\ell, \dots, \mathsf{T}_n^\ell$ .**The  $q$ -value procedure:****Data:**  $\mathcal{D} = \{Z_{ij}, i = 1, \dots, m, j = 1, \dots, n\}$ **Input:** A pre-specified value  $t \in (0, 1)$ ,q0. Compute  $X_j = \sum_{i=1}^m Z_{ij}$ ;q1. Compute  $\hat{w}$  as in (7);q2. Evaluate  $\hat{q}_j = q(X_j; \hat{w})$  using (17);q3. Obtain  $\mathsf{T}_j^q = \mathbb{1}\{\hat{q}_j \leq t\}$ ;**Output:**  $\mathsf{T}_1^q, \dots, \mathsf{T}_n^q$ .

### 3.2. Analyzing thresholds of $\mathcal{C}\ell$ - and $q$ -value procedures

We study the thresholds for both  $\mathcal{C}\ell$ -value and  $q$ -value procedures in this section. We also only give the asymptotic results, while non-asymptotic bounds are given in Section 10.2.

**Lemma 3.** For a fixed  $t \in (0, 1)$  and  $w \in (0, 1)$  and define  $r(w, t) = \frac{wt}{(1-w)(1-t)}$ ,

(a) let  $\mathsf{T}^{\mathcal{C}\ell} = \mathbb{1}\{\mathcal{C}\ell(x; w, g) \leq t\}$  be the test function based on the  $\mathcal{C}\ell$ -value given in (16), then  $\mathsf{T}^{\mathcal{C}\ell} = \mathbb{1}\{|x - m/2| \geq mt_n^{\mathcal{C}\ell}\}$  with  $t_n^{\mathcal{C}\ell} = t_n^{\mathcal{C}\ell}(w, t) = \eta^{\mathcal{C}\ell}(r(w, t)) - 1/2$ , where

$$\eta^{\mathcal{C}\ell}(u) = \frac{1}{m}(\varphi/g)^{-1}\left(\frac{\sqrt{2}(1+m)u}{\sqrt{\pi m}}\right), \quad (18)$$

if  $\log^2(1/r(w, t))/m \rightarrow 0$  as  $m \rightarrow \infty$ , then

$$t_n^{\mathcal{C}\ell}(w, t) \sim \sqrt{\frac{\log(1/r(w, t))}{2m}}. \quad (19)$$

(b) let  $\mathsf{T}^q = \mathbb{1}\{q(x; w, g) \leq t\}$  be the test function based on the  $q$ -value given in (17), then  $\mathsf{T}^q = \mathbb{1}\{|x - m/2| \geq mt_n^q\}$  with  $t_n^q := t_n^q(w, t) = \eta^q(r(w, t)) - 1/2$ , where

$$\eta^q(\cdot) = \frac{1}{m}(\bar{\mathbf{B}}/\bar{\mathbf{G}})^{-1}(\cdot), \quad (20)$$

if  $m \rightarrow \infty$ , then

$$t_n^q(w, t) \sim \sqrt{\frac{\log(1/r(w, t)) - \log \sqrt{\log(1/r(w, t))}}{2m}}. \quad (21)$$

**Remark 3.** For sufficiently large  $m$ , both  $t_n^{\mathcal{C}\ell}$  and  $t_n^q$  are of the order  $\sqrt{\log(1/r(w,t))/(2m)}$ , which is smaller than  $t_n^\ell$ . When  $w$  is replaced with  $\hat{w}$  when  $\hat{w} \asymp s_n/n$ . then, for a sufficient large  $m$ , both procedures achieve the optimal signal detection boundary  $\zeta(n/s_n)$  asymptotically. In addition, we observe that  $t_n^q$  is slightly smaller than  $t_n^{\mathcal{C}\ell}$ . This holds true even for a small  $m$ , as shown in Lemma 4.

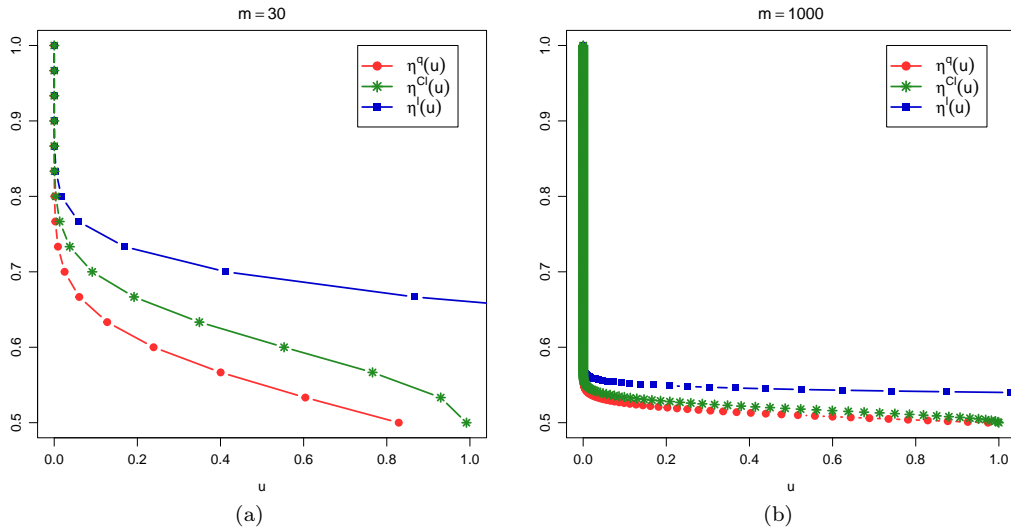


FIGURE 1. Plot of  $\eta^q(u), \eta^{\mathcal{C}\ell}(u), \eta^\ell(u)$  with  $X \sim \text{Bin}(m, 1/2)$  (a)  $m = 30$  and (b)  $m = 1,000$ . As  $m$  increases,  $\eta^q(u)$  approaches to  $\eta^{\mathcal{C}\ell}(u)$ .

**Lemma 4.** Consider the three thresholds  $\eta^\ell(u)$ ,  $\eta^{\mathcal{C}\ell}(u)$ , and  $\eta^q(u)$  given in (8), (18), and (20) respectively and  $m \geq 8$ , then for any  $u \in (0, 1)$ ,

$$\eta^q(u) \leq \eta^{\mathcal{C}\ell}(u) \leq \eta^\ell(u).$$

Lemmas 2 and 3 together provide asymptotic bounds for the three thresholds, indicating the relation  $\eta^\ell(u) \geq \eta^{\mathcal{C}\ell}(u) \geq \eta^q(u)$  for any  $u \in (0, 1)$ . It is prudent to ask whether the same relation holds for small  $m$ . We plot the three thresholds in Figure 1 with  $m = 30$  (left) and  $m = 1000$  (right) to confirm this relation. We observe that as  $m$  increases,  $\eta^q(u)$  converges to  $\eta^{\mathcal{C}\ell}(u)$  for all  $u \in (0, 1)$ , but  $\eta^\ell(u)$  remains to be large. This observation aligns with the results derived in these lemmas. In Lemma 4, we rigorously prove that the same relation holds for any  $m \geq 8$ . Surprisingly, we found that proving the relation between  $\eta^q(u)$  and  $\eta^{\mathcal{C}\ell}(u)$  is nontrivial for small  $m$ . We have to use a quite different argument other than simply bounding the difference between the two quantities. Details of the proof can be found in Section 10.5.

#### 4. Uniform FDR control for $\ell$ -, $\mathcal{C}\ell$ -, and $q$ -value procedures

With the thresholds of the three procedures are analyzed, we are ready to present the first main result in this section. In the next theorem, we study the frequentist properties of the  $\mathcal{C}\ell$ -, and  $q$ -

value procedure and show they allow uniform control for the FDR under the sparsity assumption, i.e.,  $\theta_0 \in \ell_0[s_n]$  for any  $s_n \leq n^{v_1}$  with  $v_1 \in (0, 1)$ .

**Theorem 1.** *For the  $\mathcal{C}\ell$ -value and  $q$ -value defined in (16) and (17) respectively, with  $w = \hat{w}$  in (7), consider the parameter space  $\ell_0[s_n]$  in (2) with  $s_n \leq n^{v_1}$  for any  $v_1 \in (0, 1)$ , assuming  $m \gg (\log n)^2$ , then, there exists a constant  $K$  depends on  $v_1$  such that for any  $t \leq 4/5$  and a sufficiently large  $n$ ,*

$$\sup_{\theta_0 \in \ell_0[s_n]} FDR(\theta_0, \mathbb{T}^{\mathcal{C}\ell}) \leq \frac{Kt \log \log n}{\sqrt{\log n}}, \quad \sup_{\theta_0 \in \ell_0[s_n]} FDR(\theta_0, \mathbb{T}^q) \leq Kt \log(1/t).$$

**Remark 4.** *The  $\log(1/t)$  term in the upper bound of the  $q$ -value can be removed if modifying Step q3 in Table 2 by replacing  $\mathbb{T}_j^q$  with  $\mathbb{T}_j^q \mathbb{1}\{\hat{w} > w_n\}$  for  $w_n = \log n/n$ . The proof is similar to that of that of Theorem 2 in CR20.*

The proof of Theorem 1 can be found in Section 4. Our proof is inspired by the approach used in CR20 for studying the Gaussian sequence model. The key step is to establish a tight concentration bound for the MMLE  $\hat{w}$  by considering the two cases separately depending on whether (7) has a unique solution or not. This allows us to bound the FDR by replacing  $\hat{w}$  (a random quantity) with deterministic upper and lower bounds depending on  $n$ . To establish such a bound for  $\hat{w}$ , we need to analyze a number of quantities related to the score function and show certain small signals do not dominate in bounding these quantities.

While the upper bounds for our  $\mathcal{C}\ell$ -value and  $q$ -value procedures are similar to those of the  $\ell$ -value (with a Laplace prior) and  $q$ -value procedures in the Gaussian sequence model (as shown in Theorems 1 & 2 of CR20), there are three major differences in obtaining our results:

1. Working with the binomial distribution requires controlling the approximation error between a binomial distribution and a Gaussian distribution. Bounding this approximation error is more tedious due to it has a complicated expression.
2. In the Gaussian sequence model, the null and alternative distributions only differ in their means, while their variances remain the same. However, in the Bernoulli sequence model, both the mean and variance change from the null hypothesis to the alternative. This requires us to apply different arguments for study the ratio between two binomial distributions, which leads to different bounds for certain quantities related to the score function when analyzing  $\hat{w}$  (see discussions in Section 15.3).
3. The suboptimality of the threshold of the posterior is not present in the study of the Gaussian sequence model. A consequence of working with a suboptimal threshold is that we need to show not only those signals below the sharp signal detection boundary but also larger signals between that boundary and the threshold do not dominate in bounding certain quantities for studying  $\hat{w}$ .

Regarding the  $\ell$ -value procedure, the following lemma shows that it is also possible to achieve a uniform control for the FDR. This is not surprising, as intuitively, using a larger threshold will make fewer mistakes and therefore a smaller FDR. This can also be explained by examining our proof. Once a tight concentration bound for  $\hat{w}$  is established, one can follow a similar argument to derive the uniform FDR control result for any threshold larger than the sharp signal detection

boundary. The proof for the  $\ell$ -value procedure is straightforward by following a similar proof of Theorem 1. The next lemma shows that its upper bound is smaller than the other two procedures.

**Lemma 5.** *For the  $\ell$ -value given in (6) with  $w = \hat{w}$  given in (7), under the same condition as in Theorem 1, there exists a constant  $K'$  depends on  $v_1$  such that for any  $t \leq 4/5$  and a sufficiently large  $n$ ,*

$$\sup_{\theta_0 \in \Theta_0[s_n]} FDR(\theta_0, \mathbb{T}^\ell) \leq \frac{K't(\log m + \log \log n)}{\sqrt{m \log n}}.$$

By comparing the upper bound in Lemma 5 with those in Theorem 1, we observe that the  $\ell$ -value procedure tends to be overly conservative. This observation is further supported by the simulation results in Section 6. The price the  $\ell$ -value procedure needs to pay for being too conservative is that it fails to effectively control the false negative rate (FNR) even for moderately large signals, as we will show in the next section.

## 5. FDR and FNR control for large signals

In this section, we present the second main result of our paper. We focus on a class of ‘large’ signals above the boundary  $\zeta_n(n/s_n)$ . By considering only these signals, we are able to obtain sharper bounds for the FDR, such as the  $q$ -value procedure can control FDR at an arbitrary target level  $t$ . We also provide results on controlling the FNR and will show the negative result for the  $\ell$ -value procedure.

Before presenting our results, let us denote  $\Theta_0[s_n] = \Theta_0[s_n, a]$  with  $a = 1$ , where  $\Theta_0[s_n, a]$  is defined in (11). It is worth noting that although we assume  $a = 1$ , our results hold for any  $a > 1$ . We begin with presenting the FDR result for the  $q$ -value procedure.

**Theorem 2.** *For the  $q$ -value given in (17) with  $w = \hat{w}$  in (7), suppose  $s_n \leq n^{v_1}$  for any  $v_1 \in (0, 1)$  and  $m \gg (\log n)^2$ , then for any fixed  $t \in (0, 1)$ ,*

$$\lim_{n \rightarrow \infty} \sup_{\theta_0 \in \Theta_0[s_n]} FDR(\theta_0, \mathbb{T}^q) = \lim_{n \rightarrow \infty} \inf_{\theta_0 \in \Theta_0[s_n]} FDR(\theta_0, \mathbb{T}^q) = t.$$

Next, we present the upper bound for the FNR for the  $q$ -value and  $\mathcal{C}\ell$ -value procedures.

**Theorem 3.** *Let  $\hat{w}$  be the MMLE given in (7) and a fixed  $t \in (0, 1)$ , if  $s_n \leq n^{v_1}$  for any  $v_1 \in (0, 1)$  and  $m \gg (\log n)^2$ , then, as  $n \rightarrow \infty$ ,*

- (i) *for the  $\mathcal{C}\ell$ -value given in (16) with  $w = \hat{w}$ ,  $\sup_{\theta_0 \in \Theta_0[s_n]} FNR(\theta_0, \mathbb{T}^{\mathcal{C}\ell}) \rightarrow 0$ ,*
- (ii) *for the  $q$ -value given in (17) with  $w = \hat{w}$ ,  $\sup_{\theta_0 \in \Theta_0[s_n]} FNR(\theta_0, \mathbb{T}^q) \rightarrow 0$ .*

The results in the above theorem and those in the previous sections on uniform FDR control together imply the upper bound for the multiple testing risk of the two procedures.

**Corollary 1.** *Let  $\hat{w}$  be the MMLE given in (7),  $t \in (0, 1)$  is fixed, and  $\mathfrak{R}$  the multiple testing risk defined in (13), if  $s_n \leq n^{v_1}$  for any  $v_1 \in (0, 1)$  and  $m \gg (\log n)^2$ , then, for  $\theta_0 \in \Theta_0[s_n]$ , the  $\mathcal{C}\ell$ -value and the  $q$ -value given in (16) and (17) with  $w = \hat{w}$ , as  $n \rightarrow \infty$ ,*

$$\sup_{\theta_0 \in \Theta_0[s_n]} \mathfrak{R}(\theta_0, \mathbb{T}^q) \rightarrow t, \quad \sup_{\theta_0 \in \Theta_0[s_n]} \mathfrak{R}(\theta_0, \mathbb{T}^{\mathcal{C}\ell}) \rightarrow 0.$$

Last, we show the  $\ell$ -value procedure is unable to control the FNR even for signals exceed the optimal boundary.

**Lemma 6.** *Let  $\hat{w}$  be the MMLE in (7) and  $t \in (0, 1)$  be a fixed value, if  $s_n \leq n^{v_1}$  and  $m \gg (\log n)^2$  for any  $v_1 \in (0, 1)$ , then for  $\theta_0 \in \Theta_0[s_n]$  and the  $\ell$ -value in (6) with  $w = \hat{w}$ , as  $n \rightarrow \infty$ ,  $\sup_{\theta_0 \in \Theta_0[s_n]} \text{FNR}(\theta_0, \mathbb{T}^\ell) \rightarrow 1$ .*

**Remark 5.** *For signals above the threshold  $\sqrt{\frac{1}{2m} (\log(n/s_n) + \log(\sqrt{m}))}$ , by following the proof of Theorem 3, one can easily show the  $\ell$ -value procedure is able to effectively control the FNR for these signals.*

## 6. Numerical experiments

In this section, we conduct numerical experiments to compare the finite sample performance of the  $\ell$ -,  $q$ -, and  $\mathcal{C}\ell$ -value procedures. We also compare them with the BH procedure under different choices of  $m$  and  $s_n$ . Data are generated as follows: for a fixed value of  $\theta_0$ ,  $s_n$ , and  $m$ , we generate  $s_n$  independent samples from the binomial distribution  $\text{Bin}(m, \theta_0)$  and  $n - s_n$  independent samples from  $\text{Bin}(m, 1/2)$ . The size of the dataset is  $n \times m$ . We apply each multiple testing procedure and calculate the false discovery rate at three different significance levels,  $t = 0.05$ ,  $t = 0.1$ , and  $t = 0.2$ . The weight parameter  $w$  is estimated using the ‘optim’ function in R. Last, we repeat each experiment 10,000 times and report the average FDR value. In each experiment, we set  $n = 10,000$ . Three different values for  $s_n$  are considered: 0.001, 0.1, and 0.5, representing super-sparse, sparse, and dense scenarios and three different values for  $m$  are chosen:  $\log^2 n \approx 85$ , 200, and 1000.

We present two figures in this section, each consisting of nine subplots representing different combinations of  $m$  and  $s_n$ . Figure 2 plots the FDR of  $q$ -value and  $\mathcal{C}\ell$ -value procedures. The three solid lines in each subplot represent the FDR of the  $q$ -value procedure at three significant levels  $t = 0.2$  (red),  $t = 0.1$  (blue), and  $t = 0.05$  (green). The three dashed lines represent the FDR of  $\mathcal{C}\ell$ -value procedure with the same three levels. Figure 3 plots the FDR of the BH (red),  $q$ - (blue),  $\mathcal{C}\ell$ - (green), and  $\ell$ -value (yellow) procedures. The significant level is chosen to be  $t = 0.1$ .

We begin by comparing the FDR estimates obtained from the  $q$ -value procedure to those from the  $\mathcal{C}\ell$ -value procedure. Figure 2 confirms the relation  $\text{FDR}(\theta_0, \mathbb{T}^{\mathcal{C}\ell}) < \text{FDR}(\theta_0, \mathbb{T}^q)$  in Theorem 1. We found that the  $q$ -value procedure can largely overestimate the FDR in the dense case particularly when  $m$  is small. On the other hand, the  $\mathcal{C}\ell$ -value procedure consistently keeps the FDR below the targeted level across all nine scenarios. We also found that when  $\theta_0$  is close to 0.5, the  $q$ -value procedure can significantly overestimate the FDR in sparse scenarios. In addition, we observe a bump in the FDR estimates for intermediate signals. The depth of the bump increases with larger values of  $s_n$  or  $m$ . This is phenomenon has not been found in the Gaussian sequence model, suggesting the differences in finite sample performance between the two models. Moreover, we observe that even when  $m = 85$ , both procedures can provide still reasonable estimates for the FDR, especially in sparse cases. This finding suggests the possibility to relax the assumption  $m \gg (\log n)^2$ .

Regarding the  $\ell$ -value procedure, it provides the smallest FDR among all three procedures. This finding is not surprising, as the result in Lemma 5 demonstrate that the upper bound for the

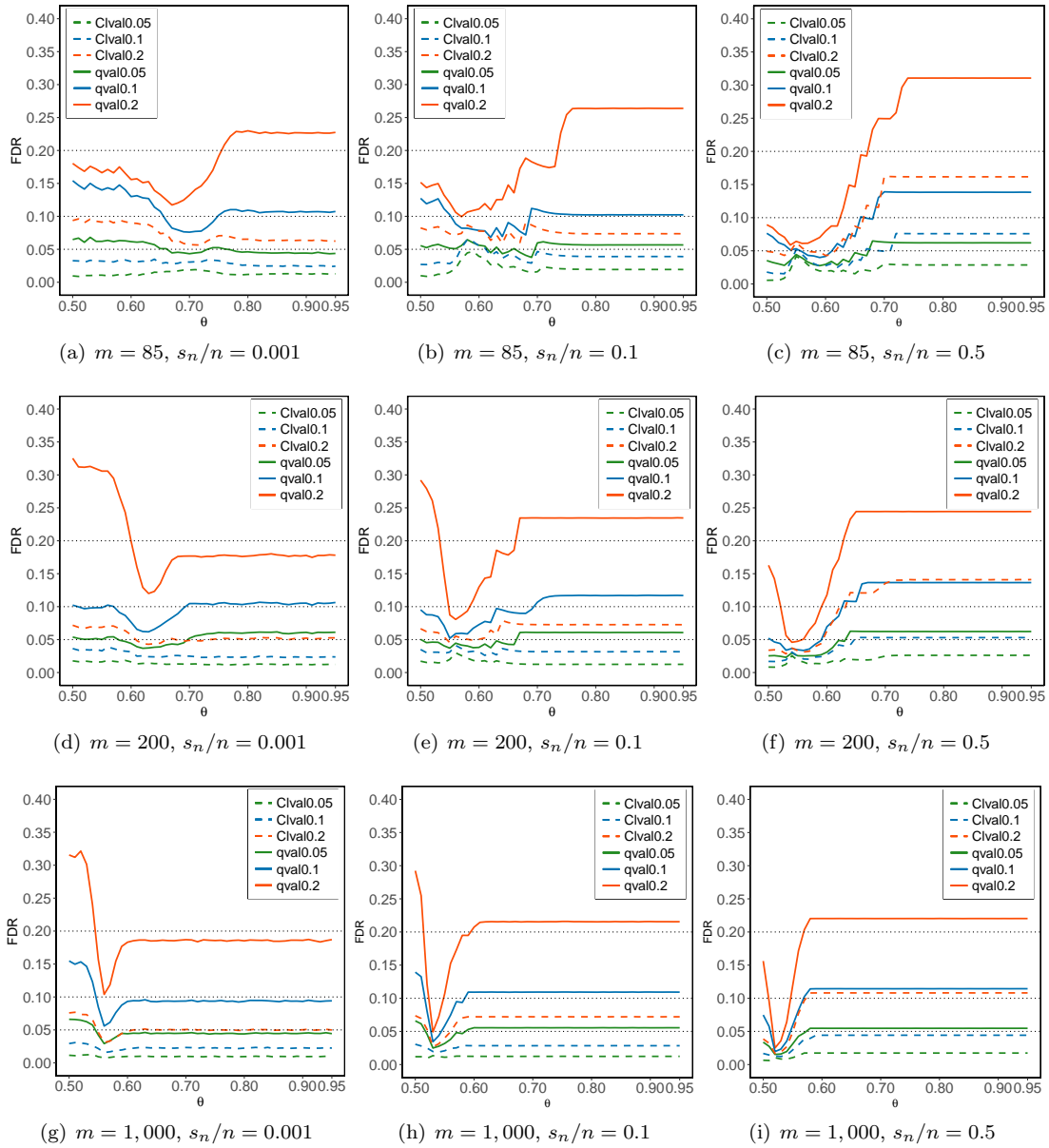


FIGURE 2. FDR of the  $Cl$ -value (dash) and  $q$ -value (solid) procedures at  $t = 0.05$  (blue),  $t = 0.1$  (green), and  $t = 0.2$  (red) with  $m = (\log n)^2, 200$ , and  $1000$  and  $s_n/n = 0.001, 0.1$ , and  $0.5$  respectively.

$\ell$ -value procedure is much smaller than that of the other two procedures. Indeed, we found the FDRs of the  $\ell$ -value procedure are consistently close to 0 across all nine scenarios.





FIGURE 3. FDR of the  $\ell$ -value (yellow),  $\mathcal{C}\ell$ -value (green),  $q$ -value (blue) procedures and the BH procedure (red) with  $t = 0.1$ ,  $m = (\log n)^2$ , 200, and 1000 and  $s_n/n = 0.001, 0.1$ , and 0.5 respectively.

In Figure 3, we also present the results obtained using the BH procedure. The BH procedure is a classical method in multiple testing. To conduct this procedure takes three steps: first, one evaluates the  $p$ -value for each individual test. Second, sorting these  $p$ -values in a descending

order and calculating the critical value for each  $p$ -value. Last, one rejects the null hypothesis if the corresponding  $p$ -value is smaller than its critical value. We compare our three multiple testing procedures with the BH procedure and found that it tends to overestimate the FDR when signals are sparse and underestimate the FDR when signals are dense. On the other hand, both the  $q$ -value and  $\mathcal{C}\ell$ -value procedures are more stable in controlling the FDR across all nine scenarios. The  $\ell$ -value procedure remains to be too conservative compared to the BH procedure. We thus do not recommend using the  $\ell$ -value procedure in practice.

## 7. The two-class crowdsourcing problem with sparsity constraints

Consider the two-class crowdsourcing problem discussed in [Introduction](#). This problem has been studied by several authors under various assumptions. Most notably, [Gao et al. \(2016\)](#) obtained a sharp bound for this problem without sparsity assumption, and [Butucea et al. \(2018\)](#) assumes the sparsity assumption without considering the replication due to multiple works. We consider there are multiple workers classify  $n$  objects, and  $n \gg m$ . The number of workers working on each object is allowed to be uneven. We denote  $m_j$  to be the number of works for classifying the  $j$ -th object. The model can be written as follows: one observes  $X_j \stackrel{\text{ind}}{\sim} \text{Bin}(m_j, \theta_j)$ , with  $m_1, \dots, m_j \leq m$  and  $j = 1, \dots, n$ , and the goal is to test

$$H_{0j} : \theta_{0,j} = 1/2 \quad \text{versus} \quad H_{1j} : \theta_{0,j} \neq 1/2.$$

The logarithm of the posterior distribution becomes

$$L^C(w) = \sum_{j=1}^n \log \varphi_j(X_j) + \sum_{j=1}^n \log(1 + w\beta_j(X_j)),$$

where  $\beta_j(u) = (g_j/\varphi_j)(u) - 1$ ,  $g_j = (1 + m_j)^{-1}$  and  $\varphi_j(u) = \text{Bin}(u; m_j, 1/2)$ . The score function now become

$$S^C(w) = \sum_{j=1}^n \beta_j(X_j, w), \quad \beta_j(x, w) = \frac{\beta_j(x)}{1 + w\beta_j(x)},$$

and the MMLE becomes

$$\hat{w}^C = \arg \max_{w \in [1/n, 1]} L^C(w), \tag{22}$$

The bound for  $\hat{w}^C$  is essentially the same as it of the MMLE  $\hat{w}$  in [\(7\)](#) if  $\min_{1 \leq j \leq n} m_j \gg (\log n)^2$ .

**Corollary 2.** *Consider the  $\mathcal{C}\ell$ -value given in [\(16\)](#) and the  $q$ -value given in [\(17\)](#) with  $w = \hat{w}^C$ , suppose  $\theta \in \ell_0[s_n]$  in [\(2\)](#) and assume  $s_n \leq n^{v_1}$  for any  $v_1 \in (0, 1)$  and  $\min_{1 \leq j \leq n} m_j \gg (\log n)^2$ , then there exists a constant  $K$  depends on  $v_1$  such that for any  $t \leq 4/5$  and a sufficiently large  $n$ ,  $\sup_{\theta_0 \in \ell_0[s_n]} \text{FDR}(\theta_0, \mathbb{T}^{\mathcal{C}\ell}) \leq Kt \log \log n / \sqrt{\log n}$  and  $\sup_{\theta_0 \in \ell_0[s_n]} \text{FDR}(\theta_0, \mathbb{T}^q) \leq Kt \log(1/t)$ .*

## 8. Discussion

We introduced three empirical Bayes multiple testing for sparse binary sequences, the  $\ell$ -value,  $q$ -value, and  $\mathcal{C}\ell$ -value procedures, and provide in depth frequentist theoretical analysis for these

procedures. We found that the  $q$ -value and  $\mathcal{C}\ell$ -value procedures achieve excellent control for the FDR, while the  $\ell$ -value procedure is too conservative. These results were verified through simulation studies. The most challenging part in our analysis is to obtain a tight concentration bound for the MMLE  $\hat{w}$ , which we derived sharp results for bounding a number of quantities related to the binomial distribution under both the null hypothesis and the alternative hypothesis. These results eventually lead us to obtain the uniform FDR control results for our procedures.

Regarding the prior, we choose uniform throughout our paper. Now considering other priors such as  $\text{Beta}(\alpha, \alpha)$  with  $\alpha > 1$ , a simple calculation reveals that

$$g(x, \alpha) = \int_{\theta} \varphi_{\theta}(x) \text{Beta}(\theta; \alpha, \alpha) d\theta = \binom{m}{x} \frac{\Gamma(2\alpha)\Gamma(x + \alpha)\Gamma(m - x + \alpha)}{(\Gamma(\alpha))^2\Gamma(m + 2\alpha)}.$$

Clearly,  $g(x, \alpha)$  is a nonlinear function of  $x$ . Using the well known approximation for the gamma function  $\Gamma(z + a) \sim \Gamma(z)z^a$  for any fixed  $a$  as  $z \rightarrow \infty$ , we obtain

$$g(x, \alpha) \sim \left( \frac{x(m-x)}{m^2} \right)^{\alpha-1} \frac{\Gamma(2\alpha)}{m(\Gamma(\alpha))^2},$$

which in general does not close to  $\sqrt{\frac{2}{\pi m}}$ , the multiplying factor for calibrating the posterior. Thus, choosing other values for  $\alpha$  in the prior will not resolve the issue encountered with the  $\ell$ -value procedure.

In sum, the present work serves as an initial step for exploring multiple testing procedures on discrete outcomes data using empirical Bayes approaches. Several exciting directions are worth exploring, including extending the current methodology to handle one-sided tests, instead of the two-sided tests as we considered here, and developing new multiple testing approaches for more advanced models such as the sparse binary regression model and the Ising model using empirical Bayes (Mukherjee et al., 2015, 2018).

Given that Bayesian approaches are routinely used for uncertainty quantification, another interesting direction is to study the frequentist coverage of credible sets from the posterior distribution. Typically, a self-similarity or excessive bias restriction-type condition is needed for achieving a correct coverage (van der Pas et al., 2017; Belitser and Ghosal, 2020; Castillo and Szabó, 2020). However, since the thresholding rule from our posterior is not optimal, it is unclear whether such a type of condition would be sufficient. In addition, nonasymptotic bounds for the minimax risk under various loss functions, e.g., the expected Hamming loss in Butucea et al. (2018), for this model have not been studied thoroughly, which has a potential for valuable contributions in future studies.

## 9. A list of useful multiple-testing related quantities

Before proving any results, we list several quantities that will be frequently used in our proofs:

1. The posterior distribution is given by

$$P^{\pi}(\theta | X, w) = \bigotimes_{j=1}^n \{ \ell_j(X_j; w) \delta_{1/2} + (1 - \ell_j(X_j; w)) \mathcal{G}_{X_j} \},$$

where  $\mathcal{G}_x = \text{Beta}(\theta; x + 1, m - x + 1)$ ,  $\varphi(x) = \text{Bin}(x, m/2)$ ,  $g(x) = (m + 1)^{-1}$ , and

$$\ell(x; w) = P^\pi(\theta = 1/2 | X, w) = \frac{(1 - w)\varphi(x)}{(1 - w)\varphi(x) + wg(x)}.$$

2. The log-marginal density of  $w$  is given by

$$\mathcal{L}(w | X) = \sum_{j=1}^n (\log \varphi(X_j) + \log(1 + w\beta(X_j)))$$

and the score function is given by

$$S(w) = \sum_{j=1}^n \beta(X_j, w), \quad \beta(x, w) = \frac{\beta(x)}{1 + w\beta(x)}. \quad (23)$$

3. Thresholds of  $\ell$ -,  $q$ -, and  $\mathcal{C}\ell$ -value procedures are defined as  $t_n^\ell(w, t) = \eta^\ell(r(w, t)) - 1/2$ ,  $t_n^{\mathcal{C}\ell}(w, t) = \eta^{\mathcal{C}\ell}(r(w, t)) - 1/2$ , and  $t_n^q(w, t) = \eta^q(r(w, t)) - 1/2$ , respectively, where

$$\begin{aligned} \eta^\ell(u) &= \frac{1}{m} \left( \frac{\varphi}{g} \right)^{-1} (u), \\ \eta^{\mathcal{C}\ell}(u) &= \frac{1}{m} \left( \frac{\varphi}{g} \right)^{-1} \left( \frac{\sqrt{2}(1+m)u}{\sqrt{\pi m}} \right), \\ \eta^q(u) &= \frac{1}{m} \left( \frac{\bar{\mathbf{B}}}{\bar{\mathbf{G}}} \right)^{-1} (u). \end{aligned}$$

These quantities will be studied in Section 10.2.

4. Taking the expectation for the score function, we denote  $w^*$  be the solution of  $\mathbb{E}_0 S(w^*) = 0$ , which can be also written as  $(n - s_n)\tilde{m}(w^*) = \sum_{j:\theta_{0,j} \neq 1/2} m_1(\theta_{0,j}, w^*)$ , where

$$\tilde{m}(w) = -\mathbb{E}_0 \beta(x, w) = -\sum_{u=0}^m \beta(x, w) \varphi(x), \quad (24)$$

$$m_1(\theta, w) = \mathbb{E}_\theta \beta(x, w) = \sum_{u=0}^m \beta(x, w) \varphi_\theta(x), \quad (25)$$

$$m_2(\theta, w) = \mathbb{E}_\theta \beta(x, w)^2 = \sum_{u=0}^m \beta(x, w)^2 \varphi_\theta(x). \quad (26)$$

The above three quantities will be studied in Section 15. They play an important role in bounding the MMLE  $\hat{w}$ , as we will show that  $\hat{w}$  is close to  $w^*$  when there is enough signal.

5. Three boundary values will be frequently used in our proofs:  $\zeta_n(w)$ ,  $\xi_n(w)$ , and  $\nu_n(w)$ . Specifically,  $\zeta_n(w) = \sqrt{\frac{1}{2m} \log(1/w)}$ ,  $\xi_n(w)$  is the solution of  $\beta(m/2 + m\xi(w)) = 1/w$ , and  $\nu_n(w)$  is the solution of  $\beta(m/2 + m\nu_n(w)) = 0$ . The last two quantities will be studied in Section 16.

6. The number of false and true discoveries for a sequence of tests  $\mathbf{T} = (\mathbf{T}_1, \dots, \mathbf{T}_n)$  are defined by

$$\text{FD}_{\mathbf{T}}(t, w) = \sum_{j:\theta_{0,j}=1/2} \mathbf{T}_j(t, w), \quad \text{TD}_{\mathbf{T}}(t, w) = \sum_{j:\theta_{0,j} \neq 1/2} \mathbf{T}_j(t, w). \quad (27)$$

We also recall the definition of the false discovery rate (FDR) and the false negative rate (FNR) given by

$$\text{FDR}(\theta, \mathbf{T}) = \frac{\sum_{j=1}^n \mathbb{1}\{\theta_j = 1/2\} \mathbf{T}_j}{1 \vee \sum_{j=1}^n \mathbf{T}_j}, \quad \text{FNR}(\theta, \mathbf{T}) = \frac{\sum_{j=1}^n \mathbb{1}\{\theta_j \neq 1/2\} (1 - \mathbf{T}_j)}{1 \vee \sum_{j=1}^n \mathbb{1}\{\theta_j = 1/2\}}.$$

## 10. Relations between $\eta^\ell$ , $\eta^q$ , $\eta^{\mathcal{C}\ell}$ , $\zeta$ , and $\xi$

In this section, we study the relation between the three thresholds  $\eta^\ell$ ,  $\eta^q$ ,  $\eta^{\mathcal{C}\ell}$  with  $\zeta$  and  $\xi$ . We begin by examining the monotonicity of the two functions  $(\varphi/g)(\cdot)$  and  $(\bar{\mathbf{B}}/\bar{\mathbf{G}})(\cdot)$ . Non-asymptotic bounds for the three thresholds will be derived in Section 10.2, and comparisons between these thresholds and  $\zeta$ ,  $\xi$  will be made in Section 10.3. The proof of Lemmas 1, 2 and 3 will be given in Section 10.4 and the proof of Lemma 4 is provided in Section 10.5. Note that we assume that  $m$  is even throughout the paper. Our results can be easily extended to the case where  $m$  is odd with minimal modifications.

### 10.1. Monotonicity for $(\varphi/g)(\cdot)$ and $(\bar{\mathbf{B}}/\bar{\mathbf{G}})(\cdot)$

**Lemma 7.** For  $\varphi(x) = \text{Bin}(m, 1/2)$  and  $g(x) = \int \varphi_\theta(x) \gamma(\theta) d\theta = (m+1)^{-1}$ , the function  $(\varphi/g)(m/2 + |y|)$  is symmetric at  $y = 0$  and is monotone increasing on  $y \in [-m/2, 0)$  and monotone decreasing on  $y \in [0, m/2)$ .

*Proof.* Since  $\varphi(\cdot)$  is a binomial distribution with parameters  $m$  and  $1/2$ . Clearly, it is symmetric at  $m/2$  and is monotone increasing when  $y \in [-m/2, 0)$  and monotone decreasing on  $y \in [0, m/2)$ . Using the fact that  $g = (1+m)^{-1}$  is a constant, we complete the proof.  $\square$

**Lemma 8.** Let  $\bar{\mathbf{B}}(x)$  be the upper tail probability of  $\text{Bin}(m, 1/2)$  and  $\bar{\mathbf{G}}(x) = (m-x)/(m+1)$ , the function  $(\bar{\mathbf{B}}/\bar{\mathbf{G}})(m/2 + |y|)$  is symmetric at  $y = 0$  and is monotone increasing on  $y \in [-m/2, 0)$  and monotone decreasing on  $y \in [0, m/2)$ .

*Proof.* To verify  $(\bar{\mathbf{B}}/\bar{\mathbf{G}})(m/2 + |y|)$  is symmetric at  $y = 0$  is trivial. To show it is monotone decreasing on  $y \in [0, m/2]$ , we plug-in the expressions of  $\bar{\mathbf{B}}$  and  $\bar{\mathbf{G}}$  and obtain

$$\begin{aligned} & \frac{\bar{\mathbf{B}}}{\bar{\mathbf{G}}}(m/2 + y) - \frac{\bar{\mathbf{B}}}{\bar{\mathbf{G}}}(m/2 + y + 1) \\ &= (m+1) \left( \frac{\sum_{z=m/2+y}^m \varphi(z)}{m/2 - y} - \frac{\sum_{z=m/2+y+1}^m \varphi(z)}{m/2 - y - 1} \right) \end{aligned}$$

$$= (m+1) \left( \frac{(m/2-y)\varphi(m/2+y) - \sum_{z=m/2+y}^m \varphi(z)}{(m/2-y)(m/2-y-1)} \right),$$

which is always positive as  $\varphi(z) < \varphi(m/2+y)$  for all  $z \geq m/2+y+1$ . The proof of the monotone increasing part is similar and hence omitted.  $\square$

### 10.2. Bounding $\eta^\ell$ , $\eta^a$ , and $\eta^{c\ell}$

**Lemma 9.** Define  $\eta^\ell(u) = \frac{1}{m}(\varphi/g)^{-1}(u)$  for  $u \in (0, 1)$ , let  $g(u) = (1+m)^{-1}$  and  $\varphi(u) = \text{Bin}(m, 1/2)$ , if  $|\eta^\ell(u) - 1/2| \leq \eta_\circ$  for some  $u \in (0, 1)$  and  $\eta_\circ < 1/2$  is a fixed constant, then

$$\begin{aligned} \eta^\ell(u) &\leq \frac{1}{2} + \sqrt{\frac{1}{2m} \left( \log(1/u) + \log \left( \frac{\sqrt{2}(1+m)}{\sqrt{\pi m(1-4\eta_\circ^2)}} \right) + \frac{1}{12m} \right)}, \\ \eta^\ell(u) &\geq \frac{1}{2} + \sqrt{\frac{1}{2m} \left( \log(1/u) + \log \left( \frac{\sqrt{2}(1+m)}{\sqrt{\pi m(1-4\eta_\circ^2)}} \right) \right) \left( 1 + \frac{8\eta_\circ^2}{3(1-4\eta_\circ^2)^2} \right)^{-1}}. \end{aligned}$$

Moreover, if  $m \gg \log^2(1/u)$  for some  $u \in (0, 1)$ , then

$$\eta^\ell(u) \sim \frac{1}{2} + \sqrt{\frac{1}{2m} \left( \log \left( \frac{1}{u} \right) + \log \left( \frac{\sqrt{2}(1+m)}{\sqrt{\pi m}} \right) \right)}.$$

*Proof.* The equation  $\eta^\ell(u) = \frac{1}{m}(\varphi/g)^{-1}(u)$  directly implies  $1/u = (g/\varphi)(m\eta^\ell(u))$ , which further implies

$$\binom{m}{m\eta^\ell(u)} = \frac{2^m u}{m+1}. \quad (28)$$

By Lemma 37 and let  $\tilde{\eta}^\ell(u) = \eta^\ell(u) - 1/2$ , we have

$$\binom{m}{m\eta^\ell(u)} = \frac{\sqrt{2}e^{-mT(1/2+\tilde{\eta}^\ell(u), 1/2)+m \log 2 + \omega(m)}}{\sqrt{\pi m(1-4(\tilde{\eta}^\ell(u))^2)}},$$

where  $T(a, p) = a \log(a/p) + (1-a) \log((1-a)/(1-p))$  and  $\omega(m) \sim 1/(12m)$ . By (2) in Lemma 44 and denote  $\tilde{\eta}^\ell := \tilde{\eta}^\ell(u)$  for simplicity, one obtains

$$2(\tilde{\eta}^\ell)^2 \leq T(1/2 + \tilde{\eta}^\ell, 1/2) \leq 2(\tilde{\eta}^\ell)^2 + \frac{8(\tilde{\eta}^\ell)^4}{3(1-4(\tilde{\eta}^\ell)^2)}.$$

Plugging the last display into (28), we obtain

$$2m(\tilde{\eta}^\ell)^2 \leq \log(1/u) + \log \left( \frac{\sqrt{2}(1+m)}{\sqrt{\pi m(1-4(\tilde{\eta}^\ell)^2)}} \right) + \frac{1}{12m},$$

and

$$2m(\tilde{\eta}^\ell)^2 \left( 1 + \frac{8(\tilde{\eta}^\ell)^2}{3(1-4(\tilde{\eta}^\ell)^2)^2} \right) \geq \log(1/u) + \log \left( \frac{\sqrt{2}(1+m)}{\sqrt{\pi m(1-4(\tilde{\eta}^\ell)^2)}} \right).$$

The result follows by the assumption  $\tilde{\eta}^\ell < \eta_\circ$ . The second result follows by noting that  $m \gg \log^2(1/u) \rightarrow 0$  implies  $m(\tilde{\eta}^\ell)^4 \rightarrow 0$ , and thus  $1-4(\tilde{\eta}^\ell)^2 \sim 1$  and  $\frac{m(\tilde{\eta}^\ell)^4}{(1-4(\tilde{\eta}^\ell)^2)^2} \rightarrow 0$ .  $\square$

**Lemma 10.** For  $\eta^q(u) = \frac{1}{m}(\bar{\mathbf{G}}/\bar{\mathbf{B}})^{-1}(u)$  for  $u \in (0, 1)$ , with  $\bar{\mathbf{G}}(u) = 1 - \mathbf{G}(u)$  and  $\bar{\mathbf{B}}(u) = 1 - \mathbf{B}(u)$ ,  $\mathbf{G}(u)$  and  $\mathbf{B}(u)$  are cdfs of the densities  $\varphi(u)$  and  $g(u)$  respectively, if  $\eta^q(u) - 1/2 \leq \eta_\circ$ ,  $\eta_\circ < 1/2$  is a fixed constant, we have

$$\begin{aligned} \eta^q(u) &\leq \frac{1}{2} + \sqrt{\frac{\log(1/u) + A_1(m, \eta_\circ) - \log(\sqrt{\log(1/u) + A_2(m, \eta_\circ)})}{2m}}, \\ \eta^q(u) &\geq \frac{1}{2} + \sqrt{\frac{\log(1/u) + A_2(m, \eta_\circ) - \log(\sqrt{\log(1/u) + A_1(m, \eta_\circ)})}{2m}}, \end{aligned}$$

where  $A_1(m, \eta_\circ) = \log(1+1/m) - \log(\sqrt{\pi}(1/2 - \eta_\circ)\sqrt{1-4\eta_\circ^2})$  and  $A_2(m, \eta_\circ) = \log(1+1/m) + \log(\sqrt{2/\pi}\eta_\circ) - (12m)^{-1}$ .

Moreover, if  $m \rightarrow \infty$ , then

$$\eta^q(u) \sim \frac{1}{2} + \sqrt{\frac{1}{2m} \left( \log\left(\frac{1}{u}\right) - \log\sqrt{\log\left(\frac{1}{u}\right)} \right)}.$$

*Proof.* By definition of  $\eta^q(u)$ ,  $\bar{\mathbf{B}}(m\eta^q(u)) = u\bar{\mathbf{G}}(m\eta^q(u))$ . Also, we have  $\bar{\mathbf{G}}(m\eta^q(u)) = m(1 - \eta^q(u))/(m+1)$  and  $\bar{\mathbf{B}}(m\eta^q(u)) = \sum_{x > m\eta^q(u)} \varphi(x)$ . Applying Lemma 38 and then (2) in Lemma 44, and denote  $\tilde{\eta}^q := \tilde{\eta}^q(u) = \eta^q(u) - 1/2$  for simplicity, then

$$\frac{\sqrt{2}e^{-2m(\tilde{\eta}^q)^2 - (12m)^{-1}}}{\sqrt{\pi m(1-4(\tilde{\eta}^q)^2)}} \leq u\bar{\mathbf{G}}(m\tilde{\eta}^q) \leq \frac{\eta^q(u)\sqrt{2}e^{-2m(\tilde{\eta}^q)^2}}{2\tilde{\eta}^q\sqrt{\pi m(1-4(\tilde{\eta}^q)^2)}}. \quad (29)$$

The upper bound in the last display implies

$$\begin{aligned} 2m(\tilde{\eta}^q)^2 + \log(\sqrt{2m}\tilde{\eta}^q) &\leq \log(1/u) + \log(1+1/m) + \log\left(\frac{1/2 + \tilde{\eta}^q}{1/2 - \tilde{\eta}^q}\right) - \log(\sqrt{\pi(1-4(\tilde{\eta}^q)^2)}) \\ &\leq \log(1/u) + \log(1+1/m) - \log(\sqrt{\pi}(1/2 - \eta_\circ)\sqrt{1-4\eta_\circ^2}), \end{aligned}$$

which we used  $-\log(1/2 - \tilde{\eta}^q(u)) < -\log(1/2 - \eta_\circ)$ ,  $\log(1/2 + \tilde{\eta}^q) \leq 0$ , and  $-\log(1-4(\tilde{\eta}^q)^2) \leq -\log(1-4\eta_\circ^2)$ . The lower bound can be bounded in a similar way. By the lower bound in (29),

$$\begin{aligned} 2m(\tilde{\eta}^q)^2 + \log(\sqrt{2m}\tilde{\eta}^q) &\geq \log(1/u) + \log(1+1/m) + \log(\sqrt{2/\pi}\tilde{\eta}^q) - \frac{1}{12m} \\ &\geq \log(1/u) + \log(1+1/m) + \log(\sqrt{2/\pi}\eta_\circ) - \frac{1}{12m} \end{aligned}$$

By combining the bounds for  $2m(\tilde{\eta}^q)^2 + \log(\sqrt{2m}\tilde{\eta}^q)$  and dividing  $2m$  on both sides of the inequality, we obtain the upper and lower bounds for  $\tilde{\eta}^q$ . If  $m \rightarrow \infty$ , the asymptotic bound follows immediately by noting that  $\log(1+1/m) \ll m$ ,  $1/(12m^2) \rightarrow 0$ ,  $\log(1/u) \gg \log \sqrt{\log(1/u)}$  for any  $u \in (0, 1)$ , and  $\eta_\circ$  is a fixed constant.  $\square$

**Lemma 11.** Define  $\eta^{c\ell}(u) = \frac{1}{m} \left(\frac{g}{g}\right)^{-1} \left(u \sqrt{\frac{2(1+m)^2}{\pi m}}\right)$ ,  $u \in (0, 1)$ , with  $g(u) = (1+m)^{-1}$  and  $\varphi(u) = \text{Bin}(m, 1/2)$ , if  $\eta^{c\ell}(u) - 1/2 \leq \eta_\circ$ ,  $\eta_\circ < 1/2$  is a fixed constant, then

$$\begin{aligned} \eta^{c\ell}(u) &\leq \frac{1}{2} + \sqrt{\frac{1}{2m} \left( \log(1/u) - \log(1 - 4\eta_\circ^2) + \frac{1}{12m} \right)}, \\ \eta^{c\ell}(u) &\geq \frac{1}{2} + \sqrt{\frac{1}{2m} (\log(1/u) - \log(1 - 4\eta_\circ^2)) \left( 1 + \frac{8\eta_\circ^2}{3(1 - 4\eta_\circ^2)^2} \right)^{-1}}. \end{aligned}$$

Moreover, if  $m \gg \log^2(1/u)$ , then

$$\eta^{c\ell}(u) \sim \frac{1}{2} + \sqrt{\frac{1}{2m} \log\left(\frac{1}{u}\right)}.$$

*Proof.* The proof is similar to the proof of Lemma 9. By replacing  $u$  with  $\sqrt{\frac{2}{\pi m}}(1+m)u$  in the upper and lower bounds, one immediately obtains the result.  $\square$

### 10.3. Comparing $\eta^\ell(r(w, t))$ , $\eta^q(r(w, t))$ , $\eta^{c\ell}(r(w, t))$ with $\xi(w)$ and $\zeta(w)$

Throughout this section, we define  $\tilde{\eta}^\ell(u) = \eta^\ell(u) - 1/2$ ,  $\tilde{\eta}^q(u) = \eta^q(u) - 1/2$ , and  $\tilde{\eta}^{c\ell}(u) = \eta^{c\ell}(u) - 1/2$  for  $\eta^\ell$ ,  $\eta^q$ , and  $\eta^{c\ell}$  defined in (8), (20), and (18) respectively. The following lemmas present bounds for these quantities and establish their relationships with  $\xi(w)$  and  $\zeta(w)$ .

**Lemma 12.** For  $\eta^q(u)$  given in (20), let  $u = r(w, t) = \frac{wt}{(1-w)(1-t)}$  and  $\zeta(w)$  given in (10), then for any  $w \leq w_0(t)$ ,  $w_0(t)$  is sufficiently small, and a fixed  $t \in (0, 1)$ , there exists a constant  $\eta_\circ$  such that  $\tilde{\eta}^q \leq \eta_\circ$ ,  $\eta_\circ \leq 1/2$  and  $C = C(w_0, t, m, \eta_\circ)$  such that

$$|\tilde{\eta}^q(r(w, t)) - \zeta(w)| \leq \frac{\log((1-t)/t) + C}{\sqrt{2m \log(1/w)}}.$$

*Proof.* By the fact that  $|\sqrt{a} - \sqrt{b}| = |a - b|/(\sqrt{a} + \sqrt{b})$  for any  $a, b > 0$ ,

$$|\tilde{\eta}^q(r(w, t)) - \zeta(w)| = \frac{|(\tilde{\eta}^q(r(w, t)))^2 - \zeta^2(w)|}{\sqrt{2m(\tilde{\eta}^q(r(w, t)) + \zeta(w))}}.$$

What remains is to bound  $|(\tilde{\eta}^q(r(w, t)))^2 - \zeta^2(w)|$ . By Lemma 10, for the same  $A_1, A_2$  given in the lemma, let  $R = (1-w)(1-t)/t \leq (1-t)/t$ , if  $(\tilde{\eta}^q(r(w, t)))^2 \geq \zeta^2(w)$ , then

$$2m(\tilde{\eta}^q(r(w, t)))^2 - 2m\zeta^2(w) \leq \log((1-t)/t) + A_1 - \log(\sqrt{\log(wt/((1-w)(1-t)) + A_2)}).$$



If  $(\tilde{\eta}^q(r(w, t)))^2 < \zeta^2(w)$ , then

$$2m\zeta^2(w) - 2m(\tilde{\eta}^q(r(w, t)))^2 \leq -\log((1-t)/t) - \log(1-w) - A_2 + \log(\sqrt{\log(wt/((1-w)(1-t)) + A_1)}).$$

Using the bound  $0 < w \leq w_0$ , denote  $C_1 = A_1 - \log(\sqrt{\log(t/(1-t)) - \log(1-w_0) + A_2})$  and  $C_2 = A_2 - \log(\sqrt{\log(t/(1-t)) - \log(1-w_0) + A_1}) + \log(1-w_0)$  and let  $C = C_1 \vee C_2$ , and then one can bound the denominator from below by  $\sqrt{2m}\zeta(w) = \sqrt{\log(1/w)}$  to obtain the result.  $\square$

**Lemma 13.** For  $\eta^{C\ell}(u)$  in (18) and  $\zeta(w)$  in (10), let  $u = r(w, t)$ , if  $w \leq w_0(t)$  for a sufficiently small  $w_0$ ,  $\eta_o < 1/2$ , then for  $K(\eta_o) = \frac{8\eta_o^2}{3(1-4\eta_o^2)}$  and fixed  $t \in (0, 1)$  and  $C(w_0)$ ,

$$|\tilde{\eta}^{C\ell}(r(w, t)) - \zeta(w)| \leq \frac{\log(t(1-t)^{-1}) + K(\eta_o) \log(1/w) + C(w_0)}{\sqrt{2m \log(1/w)}}.$$

*Proof.* Let  $R = (1-t)(1-w)/t$ , then by Lemma 11, if  $2m(\tilde{\eta}^{C\ell}(r(w, t)))^2 \geq 2m\zeta^2(w)$ , then

$$2m(\tilde{\eta}^{C\ell}(r(w, t)))^2 - 2m\zeta^2(w) \leq \log R - \log(1-4\eta_o^2) + 1/(12m) := U_1.$$

If  $2m(\tilde{\eta}^{C\ell}(r(w, t)))^2 < 2m\zeta^2(w)$ , let  $K(\eta_o) = \frac{8\eta_o^2}{3(1-4\eta_o^2)}$  for some fixed  $\eta_o < 1/2$ , then

$$2m\zeta^2(w) - 2m(\tilde{\eta}^{C\ell}(r(w, t)))^2 \geq \frac{-\log R + \log(1-4\eta_o^2) - \log(w)K(\eta_o)}{1 + K(\eta_o)} := -U_2$$

Using that  $|\sqrt{a} - \sqrt{b}| = |a - b|/(\sqrt{a} + \sqrt{b})$  for any  $a, b > 0$ , if  $U_1 \geq -U_2$ , then

$$\begin{aligned} |\tilde{\eta}^{C\ell}(r(w, t)) - \zeta(w)| &\leq \frac{\log R - \log(1-4\eta_o^2) + 1/(12m)}{2m(\tilde{\eta}^{C\ell}(r(w, t)) + \zeta(w))} \\ &\leq \frac{\log(t(1-t)^{-1}) + \log 2 + 1/(12m)}{2m(\tilde{\eta}^{C\ell}(r(w, t)) + \zeta(w))}. \end{aligned}$$

If  $U_1 < -U_2$ , then

$$\begin{aligned} |\tilde{\eta}^{C\ell}(r(w, t)) - \zeta(w)| &\leq \frac{\log R + K(\eta_o) \log(1/w)}{2m(1 + K(\eta_o)) (\tilde{\eta}^{C\ell}(r(w, t)) + \zeta(w))} \\ &\leq \frac{-\log(1-w_0) + \log(t(1-t)^{-1}) + K(\eta_o) \log(1/w)}{2m\tilde{\eta}^{C\ell}(r(w, t)) + \zeta(w)} \end{aligned}$$

By combining the two cases,

$$\begin{aligned} |\tilde{\eta}^{C\ell}(r(w, t)) - \zeta(w)| &\leq \frac{\log(t(1-t)^{-1}) + \log 2 + K(\eta_o) \log(1/w) - \log(1-w_0)}{2m\tilde{\eta}^{C\ell}(r(w, t)) + \zeta(w)} \\ &\leq \frac{\log(t(1-t)^{-1}) + K(\eta_o) \log(1/w) + C(w_0)}{\sqrt{2m \log(1/w)}}, \end{aligned}$$

where  $C(w_0) = \log 2 - \log(1-w_0)$ .  $\square$

**Lemma 14.** For  $\eta^q(u)$  and  $\eta^{C\ell}(u)$  given in (20) and (18) respectively, let  $\xi(w)$  be the solution of  $\beta(u) = 1/w$  as given in Lemma 32, then for a sufficiently large  $m$ ,

$$\tilde{\eta}^q(r(w, t)) \leq \tilde{\eta}^{C\ell}(r(w, t)) \leq \xi(w).$$

*Proof.* It is sufficient to prove  $\tilde{\eta}^{C\ell}(u) \leq \xi(w)$ , as  $\tilde{\eta}^q \leq \tilde{\eta}^{C\ell}$  by Lemma 4. From (11) and let  $D = \left(1 + \frac{8\xi_\circ^2}{3(1-4\xi_\circ^2)^2}\right)^{-1}$  for any fixed  $\xi_\circ < 1/2$  and  $m > M_0$  for a sufficiently large  $M_0$ , then

$$\begin{aligned} 2m\xi^2(w) - 2m(\tilde{\eta}^{C\ell}(r(t, w)))^2 &\geq D \left[ \log(1 + 1/w) + \log\left(\frac{\sqrt{2}(1+m)}{\sqrt{\pi m}}\right) \right] \\ &\quad - \log(1/r(t, w)) + \log(1 - 4\eta_\circ^2) - 1/(12m) \\ &\geq D \log(\sqrt{2M_0/\pi}) + \log((1 + 1/w)^D (1 - 4\eta_\circ^2)r(t, w)) - \frac{1}{12M_0}. \end{aligned}$$

Choosing  $M_0$  such that  $\log(\sqrt{2M_0/\pi}) - (12DM_0)^{-1} > -\log((1 + 1/w)[(1 - 4\eta_\circ^2)r(t, w)]^{1/D})$ , such  $M_0$  always exists for any fixed  $D$ , as both  $w, t \neq 0$  or  $1$  and  $\eta_\circ$  bounded away from  $1/2$ . Thus, the last line in the last display is positive, which implies  $\tilde{\eta}^{C\ell} \leq \xi(w)$ .  $\square$

**Lemma 15.** For  $\eta^\ell$  given in (9) and  $\xi(w)$  is the solution for  $\beta(u) = 1/w$  in Lemma 32, suppose  $\tilde{\eta}^\ell(r(w, t)) \leq \eta_\circ$  for a fixed  $\eta_\circ < 1/2$ ,  $w \leq w_0(t)$ , then there exists some constant  $C > 0$  depending on  $t, \eta_\circ, w_0$  such that for all  $t \in (0, 1)$ ,

$$|\tilde{\eta}^\ell(r(w, t)) - \xi(w)| \leq \frac{|\log(t(1-t)^{-1})| + C}{2m(\xi(w) + \tilde{\eta}^\ell(r(w, t)))}$$

*Proof.* Let us denote  $\tilde{\eta}^\ell(r(w, t)) = \eta^\ell(r(w, t)) - 1/2$ . By the upper bound of  $\eta^\ell(\cdot)$  in Lemma 9, we have

$$\begin{aligned} 2m(\tilde{\eta}^\ell(r(w, t)))^2 - 2m\xi^2(w) &\leq -\log(1-w) - \log(1-4\eta_\circ^2) + 1/(12m) + \log(t(1-t)^{-1}) \\ &\leq \log(t(1-t)^{-1}) + D_1, \end{aligned}$$

where  $D_1$  is a fixed constant, as  $w \leq w_0$  and  $\eta_\circ$  is smaller than  $1/2$ . On the other hand, using the lower bound of  $\eta^\ell(\cdot)$  in Lemma 9, let  $D_2 = \left(1 + \frac{8\eta_\circ^2}{3(1-4\eta_\circ^2)^2}\right)^{-1}$ , then

$$\begin{aligned} 2m\xi^2 - 2m(\tilde{\eta}^\ell(r(w, t)))^2 &\leq |\log(t(1-t)^{-1})| + (D_2 - 1)\log(wt(1-t)^{-1}) \\ &\quad + D_2 \left( \log(1-w) + \log(1-4\eta_\circ^2) - \log\left(\frac{\sqrt{2}(1+m)}{\sqrt{\pi m}}\right) \right) \\ &\leq |\log(t(1-t)^{-1})| - (D_2 - 1)\log(1-t). \end{aligned}$$

Since  $t$  is a fixed constant between 0 and 1, let  $D_3 = -(D_2 - 1)\log(1-t) > 0$ . By combining the two upper bounds and letting  $C = \max\{D_1, D_3\}$ , using  $|a-b| = \frac{|a^2-b^2|}{a+b}$  for any  $a, b > 0$ , we obtain the result.  $\square$

#### 10.4. Proof of Lemmas 1, 2 and 3

We prove Lemmas 1, 2 and 3 together. For Lemma 1, by definition,

$$\ell(x; w, g) \leq t \iff \frac{\varphi}{g}(x) \leq r(w, t).$$

By Lemma 7,  $\varphi/g(x)$  is symmetric at  $x = m/2$  and is monotone decreasing on  $x \in [m/2, m]$  and monotone increasing on  $x \in [0, m/2)$ . Therefore, the last display implies  $x - m/2 \geq m\eta^\ell(r(w, t)) - m/2$  if  $x \geq m/2$  and  $m/2 - x \geq m\eta^\ell(r(w, t)) - m/2$  if  $x \leq m/2$ . By combining the two cases, we proved the result.

The proof of (a) in Lemma 3 is similar and is omitted. To prove (b), by the definition of the  $q$ -value,

$$q(x; w, g) \leq t \iff \frac{\bar{\mathbf{B}}}{\bar{\mathbf{G}}}(m/2 + |y|) \leq r(w, t).$$

By Lemma 8,  $(\bar{\mathbf{B}}/\bar{\mathbf{G}})(\cdot)$  is symmetric at  $y = 0$  and is monotone decreasing on  $x \in [m/2, m]$  and monotone increasing on  $x \in [0, m/2)$ ; therefore,  $x - m/2 \geq mt_n^q$  when  $x \in [m/2, m]$  and  $m/2 - x \geq mt_n^q$  when  $x \in [0, m/2)$ .

#### 10.5. Proof of Lemma 4

Since  $\varphi(v)$  is a symmetric function at  $m/2$  and is monotone decreasing on  $[m/2, m]$ ,  $g(v)$  is a constant, it is easy to verify that  $(\varphi/g)^{-1}(v)$  is a monotone decreasing function on  $0 < v < 1/2$  and is symmetric at  $1/2$ , which immediately implies  $\eta^{c\ell}(u) < \eta^\ell(u)$  for all  $u \in (0, 1)$ . We can also show  $\eta^q(x) < \eta^{c\ell}(x)$ . Consider the function

$$f(u) = \bar{\mathbf{G}}\left(\bar{\mathbf{B}}^{-1}(u)\right) = \frac{m - \bar{\mathbf{B}}^{-1}(u)}{1 + m}, \quad u \in (0, 1/2).$$

By calculation  $f'(u) = (g/\varphi)(\bar{\mathbf{B}}^{-1}(u))$ , which is decreasing on  $(0, 1/2)$ . Thus,  $f(u)$  is strictly concave on  $(0, 1/2)$ . Also note that  $f(0) = 0$ , by the mean-value theorem,  $\bar{\mathbf{G}}(\bar{\mathbf{B}}^{-1}(u)) \geq u(g/\varphi)(\bar{\mathbf{B}}^{-1}(u))$ . Since for any integer  $x$ ,  $m > x > m/2$ , there exists one-to-one mapping to  $\bar{\mathbf{B}}^{-1}(u)$  for  $u \in (0, 1/2)$ , so for such  $x$ , we have  $(\bar{\mathbf{B}}/\bar{\mathbf{G}})(x) \leq (\varphi/g)(x)$ , which implies  $\eta^q(x) < \eta^{c\ell}(x)$ .

Last, we prove  $\eta^q(u) \leq \eta^{c\ell}(u)$ . Let  $C_m = \frac{\sqrt{\pi m}}{\sqrt{2(m+1)}}$ , it suffices to show

$$\frac{\bar{\mathbf{B}}(x)}{\bar{\mathbf{G}}(x)} \leq \frac{C_m \varphi(x)}{\sqrt{m} g(x)} \iff \frac{\bar{\mathbf{B}}(x)}{\varphi(x)} \leq \frac{C_m \bar{\mathbf{G}}(x)}{\sqrt{m} g(x)},$$

where  $\bar{\mathbf{B}}(x) = \sum_{k=x+1}^m \varphi(k)$ . Let

$$R(x) = \frac{\bar{\mathbf{B}}(x)}{\varphi(x)}, \quad H(x) = \frac{C_m(m-x)}{\sqrt{m}}.$$

The remaining proof consists three steps: we need to show 1)  $R(m) = 0$  and  $H(m) = 0$ ; 2)  $R(m/2) \leq H(m/2)$ ; and 3)  $R(x)$  is concave on  $x \in (m/2, m)$ .

Proving 1) is trivial, as  $\bar{\mathbf{B}}(m) = 0$ , so  $R(m) = H(m) = 0$ . Next, we verify 2). When  $m = m/2$ ,  $H(m/2) = \frac{m\sqrt{\pi m}}{2\sqrt{2}(m+1)}$ . Using Lemma 40 and note that  $\bar{\mathbf{B}}(x) = P(X > x) = \sum_{k=x+1}^m \varphi(k)$ ,

$$\bar{\mathbf{B}}(m/2) \leq \frac{\sqrt{m}}{2} \varphi(m/2; m-1) Y(0) \exp\left(\sqrt{\pi/(2m)}\right),$$

where  $Y(0) = \bar{\Phi}(0)/\phi(0) = \sqrt{\pi/2}$  and  $\varphi(m/2; m-1) = \text{Bin}(m/2; m-1, 1/2)$ . Using that  $\frac{\varphi(m/2; m-1)}{\varphi(m/2)} = \frac{m}{2(m-1)}$ , we obtain

$$\frac{\bar{\mathbf{B}}(m/2)}{\varphi(m/2)} \leq \frac{m\sqrt{\pi m}}{4\sqrt{2}(m-1)} e^{\sqrt{\pi/(2m)}},$$

which is less than  $H(m/2)$  if  $m \geq 8$ .

Last, we prove 3). We work with the continuous version of the function  $R(x)$  using gamma functions. The proof is inspired by that of Theorem 2(d) in Baricz (2010). To start, we calculate

$$R'(x) = -1 - R(x)(\gamma(m-x+1) - \gamma(x+1)),$$

where  $\gamma(x) = \Gamma'(x)/\Gamma(x)$  is the digamma function. Let  $K(x) = \gamma(m-x+1) - \gamma(x+1)$ , then  $R'(x) = -1 - R(x)K(x)$ . To prove  $R(x)$  is concave, it is sufficient to show  $R(x)K(x)$  is increasing. Using that  $\bar{\mathbf{B}}(m) = 0$  and  $\varphi(m)/K(m) = 1/(2^m K(m)) \approx 0$  for  $m \geq 8$ , let's write this product as

$$R(x)K(x) = \frac{\bar{\mathbf{B}}(x)}{\varphi(x)/K(x)} \approx \frac{\bar{\mathbf{B}}(x) - \bar{\mathbf{B}}(m)}{\varphi(x)/K(x) - \varphi(m)/K(m)}.$$

In view of the monotone form of l'Hospital's rule, the above function is increasing if

$$x \rightarrow \frac{1}{K'(x)/K^2(x) - 1} = \frac{\frac{d}{dx}\bar{\mathbf{B}}(x)}{\frac{d}{dx}(\varphi(x)/K(x))}$$

is increasing. It is then need to check the function  $K'(x)/K^2(x)$  is decreasing. By calculation,

$$\frac{K'(x)}{K^2(x)} = \frac{-\gamma'(m-x+1) - \gamma'(x+1)}{(\gamma(m-x+1) - \gamma(x+1))^2}. \quad (30)$$

The denominator of (30) is increasing: one can verify this by noting that  $\gamma(x+1) - \gamma(m-x+1)$  is an increasing function of  $x$  for  $x > m/2$  using the well known fact that  $\gamma(s+1) = \sum_{k=0}^s k^{-1} - E$ ,  $E$  is the Euler–Mascheroni constant. The numerator of (30) involves two trigamma functions. Using the integral representation of a trigamma function  $\gamma'(s+1) = -\int_0^1 \frac{t^{s+1}}{1-t} \log t dt$ , we obtain

$$-\gamma'(m-x+1) - \gamma'(x+1) = \int_0^1 \frac{(t^{m-x} + t^x) \log t}{1-t} dt,$$

which is decreasing as its derivative, which equals to  $\int_0^1 (t^x - t^{m-x})(\log t)^2/(1-t) dt$ , is negative due to  $t \leq 1$  and  $x > m/2$ .

### 11. Bounding $P_{\theta_0=1/2}(\ell \leq t)$ , $P_{\theta_0=1/2}(\mathbf{q} \leq t)$ , and $P_{\theta_0=1/2}(C\ell \leq t)$

**Lemma 16.** For  $\ell(x)$  defined in (6) and let  $r(w, t) = \frac{wt}{(1-w)(1-t)}$ , for any fixed  $t \in (0, 1)$  and  $w \leq w_0 \in (0, 1)$ , suppose  $\log^2(1/r(w, t))/m \rightarrow 0$  as  $m \rightarrow \infty$  and define  $\varepsilon = \frac{2\eta^\ell(r(w, t)) - m + 1}{m - 1}$ , then, as  $m \rightarrow \infty$ ,

$$\frac{\phi(\sqrt{M}\varepsilon)}{\sqrt{M}\varepsilon} \leq P_{\theta_0=1/2}(\ell(x) \leq t) \leq \frac{2(1 + o(1))\phi(\sqrt{M}\varepsilon)}{\sqrt{M}\varepsilon}. \quad (31)$$

In addition, for  $C > 2\sqrt{2/\pi}$ , we have

$$P_{\theta_0=1/2}(\ell(x) \leq t) \leq \frac{Cr(w, t)}{\sqrt{m}}. \quad (32)$$

*Proof.* By the definition of  $\ell(x)$ ,

$$P(\ell(x) \leq t) = P((\varphi/g)(x) \leq r(w, t)). \quad (33)$$

Let  $\tilde{u} = x - m/2$ , we rewrite  $(\varphi/g)(x) = (\varphi/g)(\tilde{u} + m/2)$ . Note that  $(\varphi/g)(\cdot)$  is symmetric at  $\tilde{u}$ , as  $\varphi(\cdot) = \text{Bin}(m, 1/2)$  is symmetric at  $m/2$  and  $g(\cdot) = (1 + m)^{-1}$  is a constant. As we denote  $\eta^\ell(u) = \frac{1}{m}(\varphi/g)^{-1}(u)$  and  $\tilde{\eta}^\ell(u) = \eta^\ell(u) - 1/2$ , we have

$$P((\varphi/g)(\tilde{u} + m/2) \leq r(w, t)) = P(|\tilde{u}| \geq m\tilde{\eta}^\ell(r(w, t))) = 2\bar{\mathbf{B}}(m\eta^\ell(r(w, t))). \quad (34)$$

We first prove (31). Let  $K = m\eta^\ell(r(w, t)) - 1$  and  $M = m - 1$ , denote  $\varepsilon = (2K - M)/M$ , then by Lemma 39,

$$\bar{\mathbf{B}}(m\eta^\ell(r(w, t))) = \bar{\Phi}(\varepsilon\sqrt{M}) \exp(A_m(\varepsilon)),$$

where  $A_m(\varepsilon) = -M\varepsilon^4\gamma(\varepsilon) - \log(1 - \varepsilon^2) - \lambda_{m-K+1} + r_{K+1}$ ,  $\gamma(\varepsilon) \sim 1/12$ ,  $\lambda_{m-K+1} = O(1/m)$  and  $r_{K+1} = O(1/m)$ . By Lemma 50, the last display can be further bounded by

$$\bar{\mathbf{B}}(m\eta^\ell(r(w, t))) \leq \frac{\phi(\varepsilon\sqrt{M}) \exp(A_m(\varepsilon))}{\varepsilon\sqrt{M}}.$$

From Lemma 9, when  $m$  is large, we have  $K \sim m/2 + \sqrt{m(\log(1/r(w, t)) + \log \sqrt{2m/\pi})}/2$ .

Therefore,  $\varepsilon \sim \sqrt{(\log(1/r(w, t)) + \log \sqrt{2m/\pi})/(2m)}$ . By assumption  $m \gg \log^2(1/r(w, t))$ ,  $A_m(\varepsilon) \rightarrow 0$ . By collecting the relevant bounds, we obtain

$$P((\varphi/g)(\tilde{u} + m/2) \leq r(w, t)) \leq \frac{2(1 + o(1))\phi(\varepsilon\sqrt{M})}{\varepsilon\sqrt{M}}$$

For the lower bound, using the lower bound of the Gaussian tail in Lemma 50, we have

$$\bar{\Phi}(\varepsilon\sqrt{M}) \geq \frac{M\varepsilon^2}{1 + M\varepsilon^2} \frac{\phi(\varepsilon\sqrt{M})}{\varepsilon\sqrt{M}} \geq \frac{\phi(\varepsilon\sqrt{M})}{2\varepsilon\sqrt{M}},$$

as long as  $\sqrt{M}\varepsilon > 1$ . Also, note that  $\exp(A_m(\varepsilon)) \geq 1$ . Therefore, we have

$$P((\varphi/g)(\tilde{u} + m/2) \leq r(w, t)) \geq \frac{\phi(\varepsilon\sqrt{M})}{\varepsilon\sqrt{M}}.$$

Next, to prove the upper bound in (32), it is more convenience to bound (34) directly. We will use the result that  $2m(\tilde{\eta}^\ell(r(w, t)))^2 = -\log(r(w, t)) + \log(C_m\sqrt{m}) + o(1)$  for some positive constant  $C_m < \sqrt{2/\pi}(1 + 1/m) < 2\sqrt{2/\pi}$ . By invoking the Bernstein inequality in Lemma 48 (choosing  $M = 1$ ,  $V = m/4$ , and  $A = m\tilde{\eta}^\ell(r(w, t))$ ), we obtain

$$P(|\tilde{u}| \geq m\tilde{\eta}^\ell(r(w, t))) \leq 2 \exp\left(-\frac{m^2(\tilde{\eta}^\ell(r(w, t)))^2}{m/2 + m\tilde{\eta}^\ell(r(w, t))/3}\right).$$

Since  $-\log(r(w, t))/m \rightarrow 0$  and  $\log(\sqrt{m})/m \rightarrow 0$ , we have  $m/2 \gg m\tilde{\eta}^\ell(r(w, t))/3$ . Thus, the last display can be bounded by  $2 \exp(-2m(1 - o(1))(\tilde{\eta}^\ell(r(w, t)))^2) \leq Cr(w, t)/\sqrt{m}$  for a sufficiently large  $m$  for  $C > C_m$ .  $\square$

**Lemma 17.** For the  $\mathcal{C}\ell(x)$  given in (16), let  $r(w, t) = \frac{wt}{(1-w)(1-t)}$  for any fixed  $t \in (0, 1)$  and  $w \leq w_0 \in (0, 1)$ , suppose  $(\log(1/r(w, t)))^2/m \rightarrow 0$  as  $m \rightarrow \infty$  and define  $\tilde{\varepsilon} = \frac{2\eta^{\mathcal{C}\ell}(r(w, t)) - m + 1}{m - 1}$ , then,

$$\frac{\phi(\sqrt{M}\tilde{\varepsilon})}{\sqrt{M}\tilde{\varepsilon}} \leq P_{\theta_0=1/2}(\mathcal{C}\ell(x) \leq t) \leq \frac{2(1 + o(1))\phi(\sqrt{M}\tilde{\varepsilon})}{\sqrt{M}\tilde{\varepsilon}}. \quad (35)$$

In addition, for  $C' > 2$ , we have

$$P_{\theta_0=1/2}(\mathcal{C}\ell(x) \leq t) \leq C'r(w, t). \quad (36)$$

*Proof.* By the definition of  $\mathcal{C}\ell(x)$ -value in (16), we can write

$$P(\mathcal{C}\ell(x) \leq t) = P\left((\varphi/g)(x) \leq \sqrt{2/(\pi m)}r(w, t)(1 + m)\right).$$

By replacing the upper bound in (33) with  $\sqrt{2/(\pi m)}r(w, t)(1 + m)$ , we obtain

$$P((\varphi/g)(\tilde{u} + m/2) \leq r(w, t)) = P(|\tilde{u}| \geq \tilde{\eta}^{\mathcal{C}\ell}(r(w, t))),$$

where  $\tilde{\eta}^{\mathcal{C}\ell}(r(w, t)) = \eta^{\mathcal{C}\ell}(r(w, t)) - 1/2$ . By Lemma 11 and the assumption  $\log^2(1/r(w, t))/m \rightarrow 0$ ,  $2m(\eta^{\mathcal{C}\ell}(r(w, t)))^2 = -\log(r(w, t)) + o(1)$ . The remaining proof is exact the same as in Lemma 16, one just needs to replace  $\eta^\ell$  with  $\eta^{\mathcal{C}\ell}$ . We thus omit the detail.  $\square$

**Lemma 18.** For  $q(x)$  defined in (17) and let  $r(w, t) = \frac{wt}{(1-w)(1-t)}$ , for any fixed  $t \in (0, 1)$  and  $w \in (0, 1)$ ,  $P_{\theta_0=1/2}(q(x) \leq t) = 2r(w, t)\bar{\mathbf{G}}(\eta^q(r(w, t))) \leq 2r(w, t)$ .

*Proof.* Recall that  $\eta^q(\cdot) = \frac{1}{m}(\bar{\mathbf{B}}/\bar{\mathbf{G}})^{-1}(\cdot)$  and let  $\tilde{u} = |x - m/2|$ , then by the definition of the  $q$ -value in (17),

$$\begin{aligned} P_{\theta_0=1/2}(q(x) \leq t) &= P((\bar{\mathbf{B}}/\bar{\mathbf{G}})(x) \leq r(w, t)) = P(|\tilde{u}| \geq m(\eta^q(r(w, t)) - 1/2)) \\ &= 2\bar{\mathbf{B}}(m\eta^q(r(w, t))) = 2r(w, t)\bar{\mathbf{G}}(m\eta^q(r(w, t))). \end{aligned}$$

The upper bound follows trivially by noticing  $\bar{\mathbf{G}}(m\eta^q(r(w, t))) \leq 1$  for any  $w, t < 1$ .  $\square$

## 12. Proof of results in Section 4

In this section, we prove Theorem 1 and Lemma 5. The concentration bound for  $\hat{w}$  in Section 14 is used in our proof. An essential step for obtaining the uniform FDR control result is to apply Lemma 27 to control those signals below the threshold  $\xi(w)$ .

### 12.1. Proof of Theorem 1

The proof is divided into two parts depending on whether a solution for equation (59) exists or not. We will now prove results for both the  $q$ -value and  $\mathcal{C}\ell$ -value procedures together. Let  $\mathbb{T}$  denote either  $\mathbb{T}^{\mathcal{C}\ell}$  or  $\mathbb{T}^q$ .

**Case 1. (59) has a solution.** By (i) of Lemma 21, one can bound

$$P_{\theta_0}(\hat{w} \notin [w_2, w_1]) \leq e^{-C\kappa^2 n w_1 \tilde{m}(w_1)} + e^{-C\kappa^2 n w_2 \tilde{m}(w_2)} \leq 2e^{-0.4C\kappa^2 s_n},$$

as  $\tilde{m}(w_1) \geq 0.4$  for a sufficiently large  $m$  by Lemma 22 and  $w_2 \leq w_1 \lesssim s_n/n$  by Lemma 20. The FDR can be thus bounded by

$$\begin{aligned} \text{FDR}(\theta_0, \mathbb{T}(t, \hat{w})) &= \mathbb{E}_{\theta_0} \left( \frac{\text{FD}_{\mathbb{T}}(t, \hat{w})}{\max\{1, \text{FD}_{\mathbb{T}}(t, \hat{w}) + \text{TD}_{\mathbb{T}}(t, \hat{w})\}} \right) \\ &\leq \mathbb{E}_{\theta_0} \left( \frac{\text{FD}_{\mathbb{T}}(t, \hat{w})}{\max\{1, \text{FD}_{\mathbb{T}}(t, \hat{w}) + \text{TD}_{\mathbb{T}}(t, \hat{w})\}} \mathbb{1}\{w_2 \leq \hat{w} \leq w_1\} \right) + P_{\theta_0}(\hat{w} \notin [w_2, w_1]). \end{aligned} \quad (37)$$

Since  $\text{FD}_{\mathbb{T}}(t, w)$  and  $\text{TD}_{\mathbb{T}}(t, w)$  (one can check this from their definitions in (27)) are monotone functions of  $w$  for either  $\mathbb{T}^{\mathcal{C}\ell}$  or  $\mathbb{T}^q$ , applying Lemma 52 and the monotonicity of the function  $x \rightarrow x/(1+x)$ , the first term in (37) is bounded by

$$\mathbb{E}_{\theta_0} \left( \frac{\text{FD}_{\mathbb{T}}(t, w_1)}{\max\{1, \text{FD}_{\mathbb{T}}(t, w_1) + \text{TD}_{\mathbb{T}}(t, w_2)\}} \right) \leq \exp(-\mathbb{E}_{\theta_0} \text{TD}_{\mathbb{T}}(t, w_2)) + \frac{12\mathbb{E}_{\theta_0} \text{FD}_{\mathbb{T}}(t, w_1)}{\mathbb{E}_{\theta_0} \text{TD}_{\mathbb{T}}(t, w_2)}. \quad (38)$$

We need to obtain a lower bound for  $\mathbb{E}_{\theta_0} \text{TD}_{\mathbb{T}}(t, w_2)$  and an upper bound for  $\mathbb{E}_{\theta_0} \text{FD}_{\mathbb{T}}(t, w_1)$ .

*Lower bound for  $\mathbb{E}_{\theta_0} \text{TD}_{\mathbb{T}}(w_2)$ .* By Lemma 14,  $\tilde{\eta}^{\mathcal{C}\ell}(w_2) \leq \xi(w_2)$  and  $\tilde{\eta}^q(w_2) \leq \xi(w_2)$  for a sufficiently large  $m$ , we have

$$\begin{aligned} \mathbb{E}_{\theta_0} \text{TD}_{\mathbb{T}}(w_2) &\geq \sum_{j:\theta_{0,j} \neq 1/2} P_{\theta_{0,j}}(|X_j - m/2| \geq m\xi(w_2)) \\ &= \sum_{j:\theta_{0,j} \neq 1/2} (\bar{\mathbf{B}}_{\theta_{0,j}}(m/2 + m\xi(w_2)) + \mathbf{B}_{\theta_{0,j}}(m/2 - m\xi(w_2))) \\ &\geq \sum_{j:\theta_{0,j} > 1/2} \bar{\mathbf{B}}_{\theta_{0,j}}(m/2 + m\xi(w_2)) + \sum_{j:\theta_{0,j} < 1/2} \bar{\mathbf{B}}_{\theta_{0,j}}(m/2 - m\xi(w_2)). \end{aligned} \quad (39)$$

Let  $\mu_{0,j} = \theta_{0,j} - 1/2$ , consider the following two cases:  $\xi(w_2) < |\mu_{0,j}|$  and  $\xi(w_2) \geq |\mu_{0,j}|$ . If  $\xi(w_2) < |\mu_{0,j}|$ , by Lemma 41,

$$(39) \geq \frac{1}{2} \left( \sum_{j:\theta_{0,j} > 1/2} \bar{\mathbf{B}}_{\theta_{0,j}}(m/2 + m\xi(w_2)) + \sum_{j:\theta_{0,j} < 1/2} \bar{\mathbf{B}}_{\theta_{0,j}}(m/2 - m\xi(w_2)) \right)$$

$$+ \frac{1}{2} \sum_{j: \mu_{0,j} \neq 0} \bar{\Phi} \left( \frac{\sqrt{m}(\xi(w_2) - |\mu_{0,j}|)}{\sqrt{1/2 + |\mu_{0,j}|}} \right).$$

Due to  $\xi(w_2) < |\mu_{0,j}|$ ,

$$\bar{\Phi} \left( \frac{\sqrt{m}(\xi(w_2) - |\mu_{0,j}|)}{\sqrt{1/2 + |\mu_{0,j}|}} \right) \geq \bar{\Phi} (2\sqrt{m}(\xi(w_2) - |\mu_{0,j}|)).$$

Therefore, by Corollary 3 and note that  $T_m(\mu, w_2) \geq \frac{1-K^{-1}}{\mu\sqrt{1-4\mu^2}}\xi(w_2) \rightarrow 0$  for a fixed  $\mu = \mu_{0,j}$ , for  $j \in \mathcal{J}_0$  in (99), we obtain

$$\begin{aligned} (39) &\geq \frac{1}{2} \sum_{j \in \mathcal{J}_0} (\bar{\mathbf{B}}_{\theta_{0,j}}(m/2 + m\xi(w_2)) + \bar{\Phi} (2\sqrt{m}(\xi(w_2) - |\mu_{0,j}|)) T_m(\mu_{0,j}, w_2)) \\ &\geq \frac{w_2}{2} \sum_{j \in \mathcal{J}_0} m_1(\theta_{0,j}, \mu). \end{aligned}$$

If  $\xi(w_2) \geq |\mu_{0,j}|$ , then with the assumption  $(\log n)^2 \ll m$  (which implies  $m\xi^4 \rightarrow 0$ ) and Lemma 45, we obtain

$$\bar{\mathbf{B}}_{\theta_{0,j}}(m/2 + m\xi(w_2)) \geq \frac{1}{2} \sqrt{\frac{1 - 2|\mu_{0,j}|}{1 - 2\xi(w_2)}} \bar{\Phi} \left( \frac{2\sqrt{m}(\xi(w_2) - |\mu_{0,j}|)}{\sqrt{1 - 4\mu_{0,j}^2}} \right).$$

Using the lower bound in Lemma 50,

$$\frac{\bar{\Phi} \left( \frac{2\sqrt{m}(\xi(w_2) - |\mu_{0,j}|)}{\sqrt{1 - 4\mu_{0,j}^2}} \right)}{\bar{\Phi} (2\sqrt{m}(\xi(w_2) - |\mu_{0,j}|))} \geq \frac{\sqrt{1 - 4\xi^2(w_2)}}{2} \exp \left( -\frac{8m\mu_{0,j}^2(\xi(w_2) - |\mu_{0,j}|)^2}{1 - 4\mu_{0,j}^2} \right).$$

Since  $|\mu_{0,j}|$  is at most  $\xi(w_2)$ , by the assumption  $m\xi^4(w_2) \rightarrow 0$ , the exponential term in the last display is  $e^{-o(1)}$  and can be bounded from below by  $1/2$  if  $m$  is sufficiently large enough. Thus, we obtain

$$\bar{\mathbf{B}}_{\theta}(m/2 + m\xi(w_2)) \geq \frac{1}{4} \sqrt{\frac{1 - 2|\mu_{0,j}|}{1 - 2\xi(w_2)}} \bar{\Phi} (2\sqrt{m}(\xi(w_2) - |\mu_{0,j}|)) \geq \frac{1}{4} \bar{\Phi} (2\sqrt{m}(\xi(w_2) - |\mu_{0,j}|)).$$

We thus have

$$(39) \geq \frac{1}{8} \sum_{j \in \mathcal{J}_0} (\bar{\mathbf{B}}_{\theta_{0,j}}(m/2 + m\xi(w_2)) + \bar{\Phi} (2\sqrt{m}(\xi(w_2) - |\mu_{0,j}|))) \geq \frac{w_2}{8} \sum_{j \in \mathcal{J}_0} m_1(\theta_{0,j}, \mu),$$

By combining both cases, we obtain (39)  $\geq w_2 \sum_{j \in \mathcal{J}_0} m_1(\theta_{0,j}, \mu)/8$ . Moreover, by (60) and Lemma 27, there exists constants  $C, D > 0$  such that

$$\sum_{j \in \mathcal{J}_0} m_1(\theta_{0,j}, \mu) = (1 + \kappa)(n - s_0)\tilde{m}(w_2) - Cn^{1-D}\tilde{m}(w_2).$$



The second term in the last display is of a smaller order of the first one, as  $0.4 < \tilde{m}(w_2) \leq 1.1$  in Lemma 22 for a sufficiently large  $n$ . Therefore, there exists a constant  $C' < 1/8$  such that

$$\mathbb{E}_{\theta_0} \text{TD}_{\mathbb{T}(w_2)} \geq (39) \geq C'(n - s_0)w_2\tilde{m}(w_2). \quad (40)$$

*Upper bound for  $\mathbb{E}_{\theta_0} \text{FD}_{\mathbb{T}}(t, w_1)$ .* We derive the upper bound for the  $q$ -value and  $\mathcal{C}\ell$ -value procedures separately. Consider the  $q$ -value procedure, by Lemma 18 and Lemma 20, one obtains

$$\begin{aligned} \mathbb{E}_{\theta_0} \text{FD}_{\mathbb{T}^q}(w_1) &\leq \sum_{j:\theta_0, j=1/2} \mathbb{E}_{\theta_0} \mathbb{T}_j^q(w_1) = \sum_{j:\theta_0, j=1/2} P_{\theta_0}(q(X_j; w_1) \leq t) \\ &\lesssim \frac{w_1 t (n - s_0)}{(1 - w_1)(1 - t)} \leq C_1 (n - s_0) w_1 t, \end{aligned} \quad (41)$$

for  $C_1 = 1/((1 - w_1)(1 - t))$ .

For the  $\mathcal{C}\ell$ -value procedure, by Lemma 17 and, again, Lemma 20,

$$\begin{aligned} \mathbb{E}_{\theta_0} \text{FD}_{\mathbb{T}^{\mathcal{C}\ell}}(w_1) &\leq \sum_{j:\theta_0, j=1/2} \mathbb{E}_{\theta_0} \mathbb{T}_j^{\mathcal{C}\ell}(w_1) = \sum_{j:\theta_0, j=1/2} P_{\theta_0}(\mathcal{C}\ell(X_j; w_1) \leq t) \\ &\leq (n - s_0) \frac{\phi(\varepsilon\sqrt{M})e^{A_m}}{\varepsilon\sqrt{M}}, \end{aligned} \quad (42)$$

where  $\varepsilon = \frac{2K-M}{M}$ ,  $K = m\eta^{\mathcal{C}\ell}(r(w_1, t)) - 1$ ,  $M = m - 1$ , and  $A_m \lesssim e^{-CM\varepsilon^4}$ . Using Lemma 13,

$$\begin{aligned} \eta^{\mathcal{C}\ell}(r(w_1, t)) - 1/2 &\leq \zeta(w_1) + \frac{\log(t(1-t)^{-1})}{\sqrt{2m \log(1/w_1)}} - K(\eta_0) \frac{\log(1/w_1)}{\sqrt{2m}} + \frac{C}{\sqrt{2m \log(1/w_1)}} \\ &\leq \sqrt{\frac{\log(1/w_1)}{2m}} + o(1), \end{aligned}$$

as  $w_1 \lesssim s_n/n = n^{v_1-1}$  and  $\log(1/w_1) \asymp \log n \ll m$ . By plugging-in this upper bound,

$$(42) \leq \frac{(n - s_0)\phi(2\sqrt{M}(\eta^{\mathcal{C}\ell}(r(w_1, t)) - 1/2))e^{A_m}}{2\sqrt{M}(\eta^{\mathcal{C}\ell}(r(w_1, t)) - 1/2)} \lesssim \frac{(n - s_0)w_1}{\sqrt{2 \log(1/w_1)}} \asymp \frac{(n - s_0)w_1}{\sqrt{2 \log n}}. \quad (43)$$

*Upper bound for the FDR.* For the  $q$ -value procedure, combining (40) and (41), we obtain

$$(38) \leq e^{-C'(n-s_0)w_2\tilde{m}(w_2)} + C_2 t,$$

and thus by (37), for a sufficiently large  $n$ ,

$$\sup_{\theta_0 \in \ell_0[s_n]} \text{FDR}(\theta_0, \mathbb{T}^q(t, \hat{w})) \lesssim e^{-C'(n-s_0)w_2\tilde{m}(w_2)} + C_2 t. \quad (44)$$

Similarly, for the  $\mathcal{C}\ell$ -value procedure, by combining (40) and (43), we obtain

$$\sup_{\theta_0 \in \ell_0[s_n]} \text{FDR}(\theta_0, \mathbb{T}^{\mathcal{C}\ell}(t, \hat{w})) \lesssim e^{-C'(n-s_0)w_2\tilde{m}(w_2)} + \frac{C_3}{\sqrt{\log n}}. \quad (45)$$

**Case 2:** (59) does not have a solution. If (59) does not have a solution, then one must have

$$\sum_{j \in S_0} m_1(\theta_{0,j}, w) < (1 - \kappa)(n - s_0)\tilde{m}(w)$$

due to  $\tilde{m}(w)$  is continuous and monotone increasing and  $m_1(u, w)$  is continuous and monotone decreasing (see Lemma 19). By (ii) in Lemma 21, there exists a constant  $C$  and  $1 \leq \Delta_n \ll n$  to be specified later such that  $P_{\theta_0}(\hat{w} \geq w_0) \leq e^{-C\kappa^2\Delta_n}$ . Recall that  $nw_0\tilde{m}(w_0) = \Delta_n$ .

For either  $\mathbb{T}^{\mathcal{C}\ell}$  or  $\mathbb{T}^q$ , one can bound the FDR by

$$\begin{aligned} \text{FDR}(\theta_0, \mathbb{T}(t, \hat{w})) &\leq P_{\theta_0}(j : \theta_{0,j} = 1/2, \mathbb{T}_j(t, \hat{w}) = 1) \\ &\leq (n - s_0)P_{\theta_0=1/2}(\mathbb{T}_j(t, w_0) = 1) + P_{\theta_0}(\hat{w} \geq w_0) \\ &\leq (n - s_0)P_{\theta_0=1/2}(\mathbb{T}_j(t, w_0) = 1) + e^{-C\kappa^2\Delta_n}. \end{aligned} \quad (46)$$

We need to bound  $P_{\theta_0=1/2}(\mathbb{T}_j(t, w_0) = 1)$ . First, for the  $q$ -value procedure, using Lemma 18,  $P_{\theta_0=1/2}(\mathbb{T}_j^q(t, w_0) = 1) = P_{\theta_0=1/2}(q(w_0) \leq t) \leq 2r(w_0, t) = \frac{2w_0t}{(1-w_0)(1-t)}$ . One thus obtains

$$\text{FDR}(\theta_0, \mathbb{T}^q(t, \hat{w})) \leq \frac{2(n - s_0)w_0t}{(1 - w_0)(1 - t)} + e^{-C\kappa^2\Delta_n} \leq \frac{2(n - s_0)w_0\tilde{m}(w_0)t}{0.4(1 - w_0)(1 - t)} + e^{-C\kappa^2\Delta_n}, \quad (47)$$

as  $0.4 \leq \tilde{m}(w) \leq 1.1$  by Lemma 22. Since  $w_0$  is the solution of (63), and  $t \leq 4/5$ , the first term in the upper bound in (47) can be bounded by

$$\frac{2t\Delta_n}{0.4(1 - n^{-1})(1 - t)} \leq 25(1 + o(1))t\Delta_n,$$

for a sufficiently large  $n$ .

For the  $\mathcal{C}\ell$ -value procedure, by Lemma 17 and the upper bound in (35), let  $\tilde{\varepsilon} = \sqrt{\frac{2\log(1/r(w_0, t))}{m}}$ ,

$$P_{\theta_0=1/2}(\mathcal{C}\ell(x) \leq t) \lesssim \frac{2\phi(\sqrt{M}\tilde{\varepsilon})}{\sqrt{M}\tilde{\varepsilon}} \lesssim \frac{2e^{-M^2\tilde{\varepsilon}^2/2}}{\sqrt{2M\log(1/r(w_0, t))}} \lesssim \frac{\sqrt{2}r(w_0, t)}{\sqrt{M\log(1/r(w_0, t))}}$$

Therefore, if  $t \leq 4/5$ ,

$$\text{FDR}(\theta_0, \mathbb{T}^{\mathcal{C}\ell}(t, \hat{w})) \lesssim \frac{2(n - s_0)w_0t}{(1 - w_0)(1 - t)\sqrt{\log n}} + e^{-C\kappa^2\Delta_n} \leq \frac{25(1 + o(1))\Delta_n t}{\sqrt{\log n}} + e^{-C\kappa^2\Delta_n}. \quad (48)$$

**Combining Case 1 and Case 2.** Combining (44) and the upper bound in (47), we obtain

$$\sup_{\theta_0 \in \ell_0[s_n]} \text{FDR}(\theta_0, \mathbb{T}^q(t, \hat{w})) \leq \max\{e^{-C'(n-s_0)w_2\tilde{m}(w_2)} + C_2t, 25(1 + o(1))t\Delta_n + e^{-C\kappa^2\Delta_n}\}.$$

Using that  $\tilde{m}(\cdot) \in [0.4, 1.1]$  for a sufficiently large  $m$  by Lemma 22,

$$(n - s_0)w_2\tilde{m}(w_2) \gtrsim (n - s_0)w_0\tilde{m}(w_0) \geq C''\Delta_n, \quad (49)$$

for some  $C'' > 0$ . Then,

$$\sup_{\theta_0 \in \ell_0[s_n]} \text{FDR}(\theta_0, \mathbb{T}^q(t, \hat{w})) \lesssim \max\{e^{-C''\Delta_n} + C_2t, 23t\Delta_n + e^{-C\kappa^2\Delta_n}\}.$$

Choosing  $\Delta_n = \max\{\frac{1}{C''}, \frac{\log(1/t)}{C\kappa^2}\}$ ,  $\sup_{\theta_0 \in \ell_0[s_n]} \text{FDR}(\theta_0, \mathbb{T}^q(t, \hat{w})) \lesssim t \log(1/t)$ .

For the  $\mathcal{C}\ell$ -value procedure, combining (45) and (48) gives

$$\sup_{\theta_0 \in \ell_0[s_n]} \text{FDR}(\theta_0, \mathbb{T}^{\mathcal{C}\ell}(t, \hat{w})) \leq \max\left\{e^{-C''\Delta_n} + \frac{C_3}{\sqrt{\log n}}, \frac{Kt\Delta_n}{\sqrt{\log n}} + e^{-C\kappa^2\Delta_n}\right\}.$$

To minimize the upper bound, we choose  $\Delta_n = \max\{\frac{\log \log n}{2C\kappa^2}, \frac{\log \log n}{2C''}\}$  instead, which leads to

$$\sup_{\theta_0 \in \ell_0[s_n]} \text{FDR}(\theta_0, \mathbb{T}^{\mathcal{C}\ell}(t, \hat{w})) \lesssim \frac{t \log \log n}{\sqrt{\log n}}.$$

## 12.2. Proof of Lemma 5

If (59) has a solution, then by following the proof of the  $\mathcal{C}\ell$ -value procedures, one obtains

$$\text{FDR}(\theta_0, \mathbb{T}^\ell(t, \hat{w})) \leq \exp(-\mathbb{E}_{\theta_0} \text{TD}_{\mathbb{T}^\ell}(t, w_2)) + \frac{12\mathbb{E}_{\theta_0} \text{FD}_{\mathbb{T}^\ell}(t, w_1)}{\mathbb{E}_{\theta_0} \text{TD}_{\mathbb{T}^\ell}(t, w_2)} + P_{\theta_0}(\hat{w} \notin [w_2, w_1]). \quad (50)$$

Lower bound for  $\mathbb{E}_{\theta_0} \text{TD}_{\mathbb{T}^\ell}(w_1)$ . By definition,

$$\begin{aligned} \mathbb{E}_{\theta_0} \text{TD}_{\mathbb{T}^\ell}(t, w_1) &= \sum_{j:\theta_{0,j} \neq 1/2} \mathbb{E}_{\theta_0} \mathbb{T}_j^\ell(t, w_1) = \sum_{j:\theta_{0,j} \neq 1/2} P_{\theta_0}(\ell(X_j; w_1) \leq t) \\ &\geq \sum_{j:\theta_{0,j} > 1/2} \bar{\mathbf{B}}_{\theta_{0,j}}(m/2 + m\tilde{\eta}^\ell(t, w_2)) + \sum_{j:\theta_{0,j} < 1/2} \bar{\mathbf{B}}_{\theta_{0,j}}(m/2 - m\tilde{\eta}^\ell(t, w_2)). \end{aligned} \quad (51)$$

By Lemma 15,

$$|2m(\tilde{\eta}^\ell(r(w, t)))^2 - 2m\xi^2(w)| \leq |\log(t(1-t)^{-1})|^2 + C$$

Thus, by Lemma 46,

$$(53) \geq C_t \left( \sum_{j:\theta_{0,j} > 1/2} \bar{\mathbf{B}}_{\theta_{0,j}}(m/2 + m\xi(w_2)) + \sum_{j:\theta_{0,j} < 1/2} \bar{\mathbf{B}}_{\theta_{0,j}}(m/2 - m\xi(w_2)) \right),$$

for some positive fixed  $C_t$  depending on  $t$  and  $\theta_0$ . Thus, for a large enough  $n$ ,

$$\mathbb{E}_{\theta_0} \text{TD}_{\mathbb{T}^\ell}(w_1) \geq C'(n - s_0)w_2\tilde{m}(w_2), \quad (52)$$

where  $C'$  is some constant depends on  $t$  and  $\theta_0$ .

Upper bound for  $\mathbb{E}_{\theta_0} \text{FD}_{\mathbb{T}^\ell}(w_2)$ . We have

$$\begin{aligned} \mathbb{E}_{\theta_0} \text{FD}_{\mathbb{T}^\ell}(w_1) &= \sum_{j:\theta_{0,j}=1/2} \mathbb{E}_{\theta_0} \mathbb{T}_j^\ell(w_1) = \sum_{j:\theta_{0,j}=1/2} P_{\theta_0}(\ell(X_j; w_1) \leq t) \\ &= (n - s_0) \bar{\mathbf{B}}(m\eta^\ell(r(w_1, t))). \end{aligned} \quad (53)$$

By Lemma 39, let  $M = m - 1$  and  $K = m\eta^\ell(r(w_1, t)) - 1$ , for  $\varepsilon = \frac{2K-M}{M}$ ,

$$\bar{\mathbf{B}}(m\eta^\ell(r(w_1, t))) = \bar{\Phi}(\varepsilon\sqrt{M})e^{A_m} \leq \frac{\phi(\varepsilon\sqrt{M})e^{A_m}}{\varepsilon\sqrt{M}}.$$

The last inequality is obtained using Lemma 50. Therefore, (53) can be bounded by

$$\frac{(n - s_0)\phi(2\sqrt{M}(\eta^\ell(r(w_1, t)) - 1/2))e^{A_m}}{2\sqrt{M}(\eta^\ell(r(w_1, t)) - 1/2)} \lesssim \frac{(n - s_0)w_1}{\sqrt{2m(\log(1/w_1) + \log\sqrt{m})}}.$$

Since  $w_1 \lesssim s_n/n = n^{v_1-1}$  by Lemma 20 and using Lemma 22.,

$$\mathbb{E}_{\theta_0} \text{FD}_{\mathbb{T}^\ell}(w_1) \lesssim \frac{(n - s_0)w_1}{\sqrt{2(1 - v_1)m \log n}} \lesssim \frac{(n - s_0)w_2\tilde{m}(w_2)}{\sqrt{m \log n}}. \quad (54)$$

Combining (53) and (54),

$$\text{FDR}(\theta_0, \mathbb{T}^\ell(t, \hat{w})) \lesssim e^{-C'(n-s_0)w_2\tilde{m}(w_2) + \frac{2Ks_n}{\sqrt{m\xi(w_2)}}} + \frac{12(n - s_0)w_2\tilde{m}(w_2)/\sqrt{m \log n}}{(n - s_0)w_2\tilde{m}(w_2) - 2Ks_n/\sqrt{m\xi^2(w_2)}}.$$

Using (49), the last display can be bounded by

$$e^{-C''\Delta_n + \frac{2Ks_n}{\sqrt{m\xi(w_2)}}} + \frac{12}{\sqrt{m \log n}}.$$

If a solution (59) does not exist, then

$$\text{FDR}(\theta_0, \mathbb{T}(t, \hat{w})) \leq (n - s_0)P_{\theta_0=1/2}(\mathbb{T}_j^\ell(t, w_0) = 1) + e^{-C\kappa^2\Delta_n}.$$

By applying the upper bound in Lemma 16, one obtains

$$P_{\theta_0=1/2}(\ell(x) \leq t) \lesssim \frac{\phi(\sqrt{M}\tilde{\varepsilon}')}{\sqrt{M}\tilde{\varepsilon}'},$$

where  $\tilde{\varepsilon}' \sim \sqrt{2(\log(1/r(w_0, t)) + \log(\sqrt{m}))/m}$ . We thus obtain,

$$\frac{\phi(\sqrt{M}\tilde{\varepsilon}')}{\sqrt{M}\tilde{\varepsilon}'} \lesssim \frac{e^{-M^2(\tilde{\varepsilon}')^2/2}}{\sqrt{2M(\log(1/r(w_0, t)) + \log\sqrt{m})}} \lesssim \frac{r(w_0, t)/\sqrt{m}}{\sqrt{2M(\log(1/r(w_0, t)) + \log\sqrt{m})}}.$$

Therefore, for any  $t \leq 4/5$ ,

$$\text{FDR}(\theta_0, \mathbb{T}^{c\ell}(t, \hat{w})) \lesssim \frac{2(n - s_0)w_0t}{(1 - w_0)(1 - t)\sqrt{m \log n}} + e^{-C\kappa^2\Delta_n} \leq \frac{25(1 + o(1))\Delta_n t}{\sqrt{m \log n}} + e^{-C\kappa^2\Delta_n}.$$

By combining the two cases, we thus obtain

$$\text{FDR}(\theta_0, \mathbb{T}^{c\ell}(t, \hat{w})) \leq \max \left\{ e^{-C'' \Delta_n + \frac{2Ks_n}{\sqrt{m\xi(w_2)}}} + \frac{12}{\sqrt{m \log n}}, \frac{25(1+o(1))\Delta_n t}{\sqrt{m \log n}} + e^{-C\kappa^2 \Delta_n} \right\}.$$

Letting  $\Delta_n = \max\{\frac{1}{2C''} \log(m \log n), \frac{1}{2C\kappa^2} \log(m \log n)\}$ , we thus obtain the upper bound.

### 13. Proof of results in Section 5

In this section, we prove results in Section 5. The proof of Theorem 2 is given in Section 13.1 and the proof of FNR results in Theorem 3 and Lemma 6 is provided in 13.2.

#### 13.1. Proof of Theorem 2

We first prove the upper bound. By definition,

$$\sup_{\theta_0 \in \Theta_0[s_n]} \text{FDR}(\theta_0, \mathbb{T}^q(t, \hat{w})) = \sup_{\theta_0 \in \Theta_0[s_n]} \mathbb{E}_{\theta_0} \left[ \frac{\sum_{j=1}^n \mathbb{1}\{\theta_{0,j} = 1/2\} \mathbb{T}_j^q(t, \hat{w})}{1 \vee \sum_{j=1}^n \mathbb{T}_j^q(t, \hat{w})} \right],$$

where recall that  $\mathbb{T}_j^q(t, \hat{w}) = \mathbb{1}\{q(X_j; \hat{w}, g) \leq t\}$  and  $q(x; w, g) = \left(1 + \frac{w}{1-w}(g/\varphi)(x)\right)^{-1}$ . Let  $\Omega_n = \Omega_0 \cap P(\hat{w} \in [w_1, w_2])$ , where  $\Omega_0 = \{\#\{j \in \mathcal{S}_0, |X_j - m/2| > bm\zeta_n\} \geq s_n - K_n\}$ , and  $w_1$  and  $w_2$  are the solutions for (59) and (60) respectively, then the last display can be bounded by

$$\sup_{\theta_0 \in \Theta_0[s_n]} \mathbb{E}_{\theta_0} \left[ \frac{\sum_{j=1}^n \mathbb{1}\{\theta_{0,j} = 1/2\} \mathbb{T}_j^q(t, \hat{w})}{1 \vee \sum_{j=1}^n \mathbb{T}_j^q(t, \hat{w})} \mathbb{1}\{\Omega_n\} \right] + P(\Omega_0^c) + P(\hat{w} \notin [w_1, w_2]). \quad (55)$$

By Lemma 47 and Lemma 21, we have  $P(\Omega_0^c) + P(\hat{w} \notin [w_1, w_2]) = o(1)$ . Also, with  $\Omega_n$ , the denominator can be bounded from below by

$$\sum_{j=1}^n \mathbb{T}_j^q(t, \hat{w}) \geq \sum_{j=1}^n \mathbb{1}\{\theta_{0,j} = 1/2\} \mathbb{T}_j^q(t, \hat{w}) + s_n - K_n.$$

Therefore, (55) can be bounded by

$$\begin{aligned} \sup_{\theta_0 \in \Theta_0[s_n]} \text{FDR}(\theta_0, \mathbb{T}^q(t, \hat{w})) &\leq \sup_{\theta_0 \in \Theta_0[s_n]} \mathbb{E}_{\theta_0} \left[ \frac{\sum_{j=1}^n \mathbb{1}\{\theta_{0,j} = 1/2\} \mathbb{T}_j^q(t, w_1)}{\sum_{j=1}^n \mathbb{1}\{\theta_{0,j} = 1/2\} \mathbb{T}_j^q(t, w_1) + s_n - K_n} \right] + o(1) \\ &\leq \frac{\sup_{\theta_0 \in \Theta_0[s_n]} \mathbb{E}_{\theta_0} \left( \sum_{j=1}^n \mathbb{1}\{\theta_{0,j} = 1/2\} \mathbb{T}_j^q(t, w_1) \right)}{\sup_{\theta_0 \in \Theta_0[s_n]} \mathbb{E}_{\theta_0} \left( \sum_{j=1}^n \mathbb{1}\{\theta_{0,j} = 1/2\} \mathbb{T}_j^q(t, w_1) \right) + s_n - K_n} + o(1), \end{aligned} \quad (56)$$

by concavity and monotonicity of the function  $x \in (0, \infty) \rightarrow x/(x+1)$ .

What remains is to bound the two expectations in (56), which are identical. Recall  $\eta^q$  defined in (10), by Lemma 18, we have

$$\sup_{\theta_0 \in \Theta_0[s_n]} \mathbb{E}_{\theta_0} \left( \sum_{j=1}^n \mathbb{1}\{\theta_{0,j} = 1/2\} \mathbb{T}_j^q(t; w_1) \right) \leq C(n - s_n)r(w_1, t)$$

$$= C(n - s_n)w_1t(1 - t)^{-1}(1 - w_1)^{-1} \lesssim s_n(1 - C's_n/n)t(1 - t)^{-1}(1 + \epsilon),$$

as  $(1 - w_1)^{-1} \leq 1 + \epsilon$  for some  $\epsilon = o(1)$ . The last inequality is obtained using Lemma 20. Therefore, as long as  $s_n/n \rightarrow 0$ , (56) can be bounded by

$$\frac{(1 + \epsilon)(1 - \epsilon')s_nt(1 - t)^{-1}}{(1 - \epsilon')(1 + \epsilon)s_nt(1 - t)^{-1} + s_n - K_n} \rightarrow \frac{t(1 - t)^{-1}}{t(1 - t)^{-1} + 1 - o(1)} \rightarrow t,$$

as  $K_n = o(s_n)$  and both  $\epsilon, \epsilon' = o(1)$ .

Next, to prove the lower bound, we have

$$\begin{aligned} & \inf_{\theta_0 \in \Theta_0[s_n]} \mathbb{E}_{\theta_0} \left( \frac{\text{FD}_{\Gamma^q}(t, \hat{w})}{\text{FD}_{\Gamma^q}(t, w) + \text{TD}_{\Gamma^q}(t, \hat{w})} \mathbb{1}\{\hat{w} \in [w_1, w_2]\} \right) \\ & \geq \inf_{\theta_0 \in \Theta_0[s_n]} \mathbb{E}_{\theta_0} \left( \frac{\mathbb{E}_{\theta_0}(\text{FD}_{\Gamma^q}(t, \hat{w}))(1 - \delta)}{\mathbb{E}_{\theta_0}(\text{FD}_{\Gamma^q}(t, \hat{w}))(1 - \delta) + s_n} \mathbb{1}\{\hat{w} \in [w_1, w_2]\} \right. \\ & \quad \left. \times \mathbb{1}\{|\text{FD}_{\Gamma^q}(t, \hat{w}) - \mathbb{E}_{\theta_0}(\text{FD}_{\Gamma^q}(t, \hat{w}))| \leq \delta \mathbb{E}_{\theta_0}(\text{FD}_{\Gamma^q}(t, \hat{w}))\} \right), \end{aligned}$$

for some small  $\delta$  to be specified later. On the event  $\hat{w} \in [w_1, w_2]$ , we have

$$\begin{aligned} \mathbb{E}_{\theta_0}(\text{FD}_{\Gamma^q}(t, \hat{w})) & \geq \mathbb{E}_{\theta_0}(\text{FD}_{\Gamma^q}(t, w_2)) = \sum_{j: \theta_{0,j}=1/2} \mathbb{E}_{\theta_0} \Gamma_j^q(t, w_2) \\ & = (n - s_n)P_{\theta_0}(|X_j - m/2| \geq m\eta^q(r(w, t)) - m/2) \\ & = 2(n - s_n)r(w_2, t)\bar{\mathbf{G}}(m\eta^q(r(w_2, t)) - m/2) \end{aligned}$$

By Lemma 12, for any  $w \in (0, 1)$  and fixed  $t \in (0, 1)$ ,

$$\bar{\mathbf{G}}(m\eta^q(r(w_2, t)) - m/2) = \frac{m/2 - m\eta^q(r(w_2, t))}{m + 1} = \frac{m/2 - m\zeta(w_2) + o(m\zeta(w_2))}{m + 1},$$

there exist an  $\epsilon \in (0, 1)$  such that

$$\begin{aligned} \mathbb{E}_{\theta_0}(\text{FD}_{\Gamma^q}(t, \hat{w})) & \geq (n - s_n)r(w_2, t)(1 - \epsilon) = (n - s_n)w_2t(1 - w_2)^{-1}(1 - t)^{-1}(1 - \epsilon) \\ & = w_2t(1 - w_2)^{-1}(1 - t)^{-1}(1 - \epsilon) \sum_{j \in \mathcal{S}_0} m_1(\theta_{0,j}, w_2)(1 + \kappa)^{-1}(\tilde{m}(w_2))^{-1} \\ & \geq (1 - \epsilon')^2 s_n(1 + \kappa)^{-1}t(1 - t)^{-1}, \end{aligned}$$

by Lemma 25.

On the other hand, by Chebychev's inequality,

$$\begin{aligned} & \sup_{\theta_0 \in \Theta[s_n]} P_{\theta_0}(|\text{FD}_{\Gamma^q}(t, \hat{w}) - \mathbb{E}_{\theta_0}(\text{FD}_{\Gamma^q}(t, \hat{w}))| > \delta \mathbb{E}_{\theta_0}(\text{FD}_{\Gamma^q}(t, \hat{w}))) \\ & \leq \frac{\text{Var}_{\theta_0}(\text{FD}_{\Gamma^q}(t, \hat{w}))}{\delta^2(\mathbb{E}_{\theta_0}(\text{FD}_{\Gamma^q}(t, \hat{w})))^2} \leq \frac{1}{\delta^2 \mathbb{E}_{\theta_0}(\text{FD}_{\Gamma^q}(t, \hat{w}))} \rightarrow 0, \end{aligned}$$

for any fixed  $\delta \in (0, 1)$ , as  $s_n \rightarrow \infty$ . We combine the relevant lower bounds obtained above and obtain

$$\begin{aligned} \lim_{n \rightarrow \infty} \inf_{\theta_0 \in \Theta_0[s_n]} \text{FDR}(\theta_0, \mathbb{T}^q(t, \hat{w})) &\geq \frac{(1 - \varepsilon')^{-1}(1 - \delta)(1 + \kappa)^{-1}t(1 - t)^{-1}s_n}{(1 - \varepsilon')^{-1}(1 - \delta)(1 + \nu)^{-1}t(1 - t)^{-1}s_n + s_n} + o(1) \\ &\rightarrow t + o(1) \rightarrow t, \quad \text{as } n \rightarrow \infty, \end{aligned}$$

by letting  $\kappa \rightarrow 0$  and  $\delta \rightarrow 0$  (but not too fast as long as  $\delta s_n \rightarrow \infty$ ; e.g., choosing  $\delta = 1/\sqrt{s_n}$ ). We thus complete the proof.

### 13.2. Proof of FNR results for the $\ell$ -value, $q$ -value, and $\mathcal{C}\ell$ -value procedures

#### 13.2.1. Proof of Theorem 3

Since  $q$ -values are less conservative than  $\mathcal{C}\ell$ -values, it is enough to prove the  $\mathcal{C}\ell$ -value result. By the definition of FNR,

$$\sup_{\theta_0 \in \Theta_0[s_n]} \text{FNR}(\theta_0, \mathbb{T}^{\mathcal{C}\ell}(t, \hat{w})) = \sup_{\theta_0 \in \Theta_0[s_n]} \mathbb{E}_{\theta_0} \left( \frac{s_n - \sum_{j=1}^n \mathbb{1}\{\theta_{0,j} \neq 1/2\} \mathbb{T}_j^{\mathcal{C}\ell}(t, \hat{w})}{s_n \vee 1} \right). \quad (57)$$

Let  $\tilde{\eta}^{\mathcal{C}\ell}(r(\hat{w}, t)) = \eta^{\mathcal{C}\ell}(r(\hat{w}, t)) - 1/2$ , we have

$$P_{\theta_0} \mathbb{T}_j^{\mathcal{C}\ell}(t, \hat{w}) \geq P_{\theta_0}(|X_j - m/2| \geq m\tilde{\eta}^{\mathcal{C}\ell}(r(\hat{w}, t))).$$

By Lemma 13, we have

$$\tilde{\eta}^{\mathcal{C}\ell}(r(\hat{w}, t)) \leq \zeta(\hat{w}) + \frac{C(t, w_0)}{\sqrt{2m \log(1/\hat{w})}} + K(\eta_0) \sqrt{\frac{\log(1/\hat{w})}{2m}},$$

where  $C(t, w_0) = \log(t(1 - t)^{-1}) + C(w_0)$ ,  $C(w_0)$  is a constant. Consider the event  $\mathcal{W} = \{\hat{w} \in [w_2, w_1]\}$ , then  $P_{\theta_0}(\mathcal{W}^c) = o(1)$  by Lemma 21. On the event  $\mathcal{W}$ , applying Lemma 20, we obtain  $\zeta(w_1) \leq \zeta(\hat{w}) \leq \zeta(w_2) \leq \zeta(C' s_n/n)$  and  $\log(n/(C' s_n)) \leq \log(1/w_1) \leq \log(1/\hat{w}) \leq \log(1/w_2) < \log n$ . Since  $m \gg (\log n)^2$ , for a sufficiently large  $n$ ,  $\tilde{\eta}^{\mathcal{C}\ell}(r(\hat{w}, t)) \leq 2\zeta(C' s_n/n)$ . We thus can bound  $P_{\theta_0} \mathbb{T}_j^{\mathcal{C}\ell}(t, \hat{w})$  from below by  $P_{\theta_0}(|X_j - m/2| \geq 2m\zeta(C' s_n/n))$ . Applying Lemma 47 for some  $K_n$  to be specify later (choosing  $b = 2$  in Lemma 47), we thus obtain

$$\begin{aligned} (57) &\leq \sup_{\theta_0 \in \Theta_0[s_n]} \left\{ \mathbb{E}_{\theta_0} \left( \frac{s_n - \sum_{j=1}^n \mathbb{1}\{\theta_{0,j} \neq 1/2\} \mathbb{T}_j^{\mathcal{C}\ell}(t, \hat{w})}{s_n \vee 1} \mathbb{1}\{\Omega_n \cap \mathcal{W}\} \right) + P_{\theta_0}(\mathcal{W}^c) + P_{\theta_0}(\Omega_n^c) \right\} \\ &\leq \frac{K_n}{s_n \vee 1} + o(1). \end{aligned}$$

Now we choose  $K_n = \max(2s_n p_n, s_n/\log s_n)$  with  $p_n = 2\bar{\mathbf{B}}(m/2 + k\sqrt{m \log(n/s_n)}/2)$ , it is easy to verify that  $K_n = o(s_n)$ . Therefore, the last display goes to 0 as  $s_n \rightarrow \infty$ .

## 13.2.2. Proof of Lemma 6

Let's consider the event  $\mathcal{W} = \{\hat{w} \in [w_2, w_1]\}$ , we have

$$\begin{aligned} \lim_n \inf_{\theta_0 \in \Theta_0[s_n]} \text{FNR}(\theta_0, \mathbb{T}^\ell) &\geq \inf_{\theta_0 \in \Theta_0[s_n]} \mathbb{E}_{\theta_0} \left( \frac{\sum_{j=1}^n \mathbb{1}\{\theta_{0,j} \neq 1/2\} (1 - \mathbb{T}_j^\ell(t; \hat{w}))}{s_n \vee 1} \mathbb{1}\{\mathcal{W}\} \right) \\ &\geq 1 - \sup_{\theta_0 \in \Theta_0[s_n]} \mathbb{E}_{\theta_0} \left( \frac{\sum_{j=1}^n \mathbb{1}\{\theta_{0,j} \neq 1/2\} \mathbb{T}_j^\ell(t, w_2)}{s_n} \right) \\ &\geq 1 - \sup_{\theta_0 \in \Theta_0[s_n]} \left( \max_j P_{\theta_0}(\ell(X_j) \leq t) \right), \end{aligned} \quad (58)$$

as  $\mathbb{T}_j^\ell(t, w)$  is a decreasing function as  $w$  increases for each  $j$ . By the definition of  $\ell$ -value,

$$\begin{aligned} \sup_{\theta_0 \in \Theta_0[s_n]} \left( \max_j P_{\theta_0}(\ell(X_j) \leq t) \right) &= \sup_{\theta_0 \in \Theta_0[s_n]} \left( \max_j P_{\theta_0}((\varphi/g)(X_j) \leq r(w_2, t)) \right) \\ &\leq \sup_{\theta_0 \in \Theta_0[s_n]} \left( \max_j P_{\theta_0}(|\tilde{u}_j| \geq m\tilde{\eta}^\ell(r(w_2, t)) - m\zeta(s_n/n)) \right), \end{aligned}$$

which we used  $|\theta_{0,j} - 1/2| \geq \zeta(s_n/n)$ , where  $\tilde{u}_j = X_j - m\theta_{0,j}$  is a centered variable and  $\tilde{\eta}^\ell(\cdot) = (\varphi/g)^{-1}(\cdot) - 1/2$ . Applying the Bernstein's inequality in Lemma 48, and we let  $A = m\tilde{\eta}^\ell(r(w_2, t)) - m\zeta(s_n/n)$ ,  $M = 1$ , and  $V = \sum_{j=1}^m \theta_{0,j}(1 - \theta_{0,j}) \leq m/4$ , then

$$\sup_{\theta_0 \in \Theta_0[s_n]} \left( \max_j P_{\theta_0}(|\tilde{u}_j| \geq m\tilde{\eta}^\ell(r(w_2, t)) - m\zeta(s_n/n)) \right) \leq 2 \exp\left(-\frac{A^2}{m/2 + 2A/3}\right).$$

By Lemma 15,  $2m|\tilde{\eta}^\ell(r(w_2, t)) - (\xi(w_2))| \leq C_t/\xi(w_2)$ ,  $C_t$  is a fixed constant depending on  $t$ . Since  $\xi(w_2) \sim \sqrt{(\log(1/w_2) + \log(\sqrt{m}))}/(2m)$  by (110) and  $w_2 \leq w_1 \lesssim s_n/n$  by Lemma 20,  $2A/3 \leq m/2$  for a sufficiently large  $m$ , therefore, the last display can be further bounded by

$$\begin{aligned} &2 \exp\left(-\frac{1}{m} \left( \sqrt{\frac{m}{2} \log\left(\left(\frac{C'n}{s_n}\right) + \log(\sqrt{m})\right)} - \sqrt{\frac{2mC_t^2}{\log(\sqrt{mn})}} - \sqrt{\frac{m}{2} \log\left(\frac{n}{s_n}\right)} \right)^2\right) \\ &\leq 2 \exp\left(-\frac{C' \log(\sqrt{m})}{2} + o(1)\right) \lesssim 2m^{-C'/4} \rightarrow 0, \text{ as } m \rightarrow \infty. \end{aligned}$$

The inequality  $(a - b)^2 > (a^2 + b^2)/2$  for any  $a, b > 0$  is used to obtain the first upper bound in the last display. The upper bound in the last display implies that (58)  $\geq 1 - 2m^{-C'/4} \rightarrow 1$  as  $m \rightarrow \infty$ .

 14. Tight concentration bounds for the MMLE  $\hat{w}$ 

Analyzing the behavior of the MMLE  $\hat{w}$  is the most challenging part of our proof. The proving strategy can be summarized as follows: We first describe the intuition for bounding  $\hat{w}$ . Since  $\hat{w}$



depends on  $X_1, \dots, X_n$ , it is a random quantity. We will show that  $\hat{w}$  concentrates around the value  $s_n/n$  in a high probability. Let  $w^*$  be the solution for  $\mathbb{E}_{\theta_0} S(w^*) = 0$ , then when the signal is strong enough, one would expect  $\hat{w}$  is close to the solution  $w^*$ . Recall the definitions of  $\tilde{m}(w)$  and  $m_1(\theta_{0,j}, w)$  in (24) and (25) respectively.

Consider the following equation and let  $w_1$  be its solution:

$$\sum_{j \in \mathcal{S}_0} m_1(\theta_{0,j}, w) = (1 - \kappa)(n - s_0)\tilde{m}(w), \quad (59)$$

where  $\kappa \in (0, 1)$  is a fixed constant,  $w \in [w_0, 1)$ , and  $\theta_0 \in \ell_0[s_n]$ . Depending on  $\kappa, n, m, s_n$  and the true value  $\theta_0$ , a solution for (59) may or may not exist. If a solution does exist, the solution must be unique, as  $\tilde{m}(w)$  is monotone increasing and  $m_1(u, w)$  is monotone decreasing, again by Lemma 19. The next lemma shows that if (59) does not have a solution, then  $P_{\theta_0}(\hat{w} \leq w_0) \rightarrow 1$ ; on the other hand, if (59) has a solution, then  $P_{\theta_0}(\hat{w} \notin [w_2, w_1]) \rightarrow 0$ , where  $w_2$  is the solution for

$$\sum_{j \in \mathcal{S}_0} m_1(\theta_{0,j}, w) = (1 + \kappa)(n - s_0)\tilde{m}(w), \quad (60)$$

The relation between  $w_1$  and  $w_2$  is provided in Lemma 20.

**Lemma 19.** *For  $w \in (0, 1)$  and  $u \in [0, m]$ ,  $\tilde{m}(w)$  is a nonnegative, continuous, monotone increasing function and  $m_1(u, w)$  is a continuous, monotone decreasing function.*

*Proof.* Since  $\beta(u, w)$  is a decreasing function with  $w$ , by the definition of  $\tilde{m}$  in (24) and note that  $\varphi(x)$  is independent of  $u$ , so  $\tilde{m}(w)$ , which is a function of  $-\beta(u, w)$ , is a monotone increasing function. We have showed that  $\tilde{m}(w)$  is a nonnegative function in Lemma 22. From the definition of  $m_1(u, w)$  in (25), it is a decreasing function as  $\beta(u, w)$  is a decreasing function. The continuity result for  $\tilde{m}(w)$  (resp.  $m_1(u, w)$ ) follows by the continuity of  $\beta(u, w)$  and domination of  $\beta(u, w)\varphi(u)$  (resp.  $\beta(u, w)\varphi_\theta(u)$ ) by  $g(u) + \varphi(u)$  (resp.  $g(u) + \varphi_\theta(u)$ ) up to a constant.  $\square$

**Lemma 20.** *Let  $w_1$  and  $w_2$  be solutions of (59) and (60) respectively, then*

$$w_1/K < w_2 < w_1 \lesssim s_n/n.$$

for some constant  $K > 1$ .

*Proof.* We first show  $w_1 \lesssim s_n$ . By definition

$$(1 - \kappa)(n - s_0)\tilde{m}(w_1) \leq \sum_{j \in \mathcal{S}_0} m_1(\theta_{0,j}, w_1) \leq s_n \max_{j \in \mathcal{S}_0} m_1(\theta_{0,j}, w_1). \quad (61)$$

From Lemma 23, depending on the value of  $\theta_{0,j}$ ,  $m_1(\theta_{0,j}, w_1)$  is bounded by (70), (72) or (73). If  $|\theta_{0,j} - 1/2| > \frac{\Lambda}{\sqrt{2m}}$ ,

$$(70) \leq \frac{2}{w_1} \bar{\mathbf{B}}_\theta(m/2 + m\xi(w_1)) + \frac{4}{w_1} \bar{\Phi}(2\sqrt{m}(\xi(w_1) - |\mu_{0,j}|)) \leq \frac{6}{w_1}.$$

If  $\frac{1}{2m\xi(w_1)} \leq |\theta_{0,j} - 1/2| \leq \frac{\Lambda}{\sqrt{2m}}$ , then  $1 - 4\mu_{0,j}^2 \approx 1$ ,

$$(72) \lesssim e^{-2m(\xi(w_1)-\mu)^2+2m\zeta^2(w_1)+2m\nu^2} \leq \frac{1}{w_1} e^{-2m(\xi(w_1)-\mu)^2+\log\sqrt{m}} \leq \frac{1}{w_1},$$

where we used that  $\xi^2(w) = \zeta^2(w) + \nu^2$ . Last, if  $|\theta_{0,j} - 1/2| < \frac{1}{2m\xi(w_1)}$ , again,  $1 - 4\mu_{0,j}^2 \approx 1$ ,

$$(73) \lesssim \zeta(w_1) + w_1^{C\mu_{0,j}}/\sqrt{m} < 1.$$

Therefore,  $\max_j m_1(\theta_{0,j}, w_1) \lesssim w_1^{-1}$ . Thus, (61) implies

$$w_1 \lesssim \frac{s_n}{(1-\kappa)(n-s_0)\tilde{m}(w_1)} \leq \frac{Cs_n}{n},$$

as  $\tilde{m}(w_1) \in [0.4, 1.1]$  by Lemma 22 and  $s_0/n \leq s_n/n \rightarrow 0$  as  $n \rightarrow \infty$ . The fixed constant  $C$  depends on the values of  $\kappa, v_1, v_2$  and  $\mu_{0,j}$ .

Next, we prove the inequality  $w_2 < w_1$ . Lemma 19 suggests that  $m_1(\cdot, w)$  is a continuous monotone decreasing function and  $\tilde{m}(w)$  is a continuous monotone increasing function, thus, the ratio  $m_1(\cdot, w)/\tilde{m}(w)$  is monotone decreasing. From (59) and (60), we have

$$\frac{\sum_{j \in \mathcal{S}_0} m_1(\theta_{0,j}, w_1)/\tilde{m}(w_1)}{\sum_{j \in \mathcal{S}_0} m_1(\theta_{0,j}, w_2)/\tilde{m}(w_2)} = \frac{1-\kappa}{1+\kappa} < 1$$

for any  $\kappa \in (0, 1)$ , which implies  $w_2 < w_1$ .

Last, we show  $w_2 > w_1/K$ . Introducing the set  $\mathcal{J}_0 := \mathcal{J}(\theta_0, w, K) = \{1 \leq j \leq n : |\theta_{0,j} - 1/2| \geq \zeta(w)/K\}$ . Define

$$\mathcal{M}^{\mathcal{S}_0}(w) = \sum_{j \in \mathcal{S}_0} m_1(\theta_{0,j}, w), \quad \mathcal{M}^{\mathcal{J}_0}(w, K') = \sum_{j \in \mathcal{J}_0} m_1(\theta_{0,j}, w).$$

Since  $m_1(\cdot, w)/\tilde{m}(w)$  is a monotone decreasing function, it is sufficient to show

$$\frac{\mathcal{M}^{\mathcal{S}_0}(w_1/K)}{\tilde{m}(w_1/K)} > \frac{\mathcal{M}^{\mathcal{S}_0}(w_2)}{\tilde{m}(w_2)} > \frac{1+\kappa}{1-\kappa} \times \frac{\mathcal{M}^{\mathcal{S}_0}(w_1)}{\tilde{m}(w_1)}. \quad (62)$$

By Lemma 27, for  $w = w_1$  or  $w_1/K$ ,

$$\sup_{\theta_0 \in \ell_0[s_n]} \sup_{w \in [1/n, 1/\log n]} |\mathcal{M}^{\mathcal{S}_0}(w) - \mathcal{M}^{\mathcal{J}_0}(w, K)| \leq Cn^{1-D}, \quad D \in (0, 1), C > 0,$$

Therefore, by Lemma 28, for some  $K > 1$  to be chosen later, we have

$$\begin{aligned} \mathcal{M}^{\mathcal{S}_0}(w_1/K) &\geq \mathcal{M}^{\mathcal{J}_0}(w_1/K, K') - Cn^{1-D} \geq K\mathcal{M}^{\mathcal{J}_0}(w_1, K') - Cn^{1-D} \\ &\geq K\mathcal{M}^{\mathcal{S}_0}(w_1) - 2Cn^{1-D}. \end{aligned}$$

Since  $\mathcal{M}^{\mathcal{S}_0}(w_1)$  is in the order of  $n$ , but the second term in the last lower bound is  $o(n)$ , we thus can bound  $\mathcal{M}^{\mathcal{S}_0}(w_1/K) \geq K\mathcal{M}^{\mathcal{S}_0}(w_1)/2$ . As  $0.4 \leq \tilde{m}(w) \leq 1.1$  by Lemma 22 if  $m$  is sufficiently large enough, we thus obtain

$$\frac{\mathcal{M}^{\mathcal{S}_0}(w_1/K)}{\tilde{m}(w_1/K)} \geq \frac{K\mathcal{M}^{\mathcal{S}_0}(w_1)}{4\tilde{m}(w_1)}.$$

Choosing  $K > 4(1+\kappa)/(1-\kappa)$  leads to the inequality in (62). We thus complete the proof.  $\square$

**Lemma 21.** *Let  $w_1$  and  $w_2$  be solutions of (59) and (60) respectively and  $w_0$  be solution of (63), suppose  $(\log n)^2/m \rightarrow 0$ ,  $s_n = n^{v_1}$  and  $m = n^{v_2}$  for  $v_1 \in (0, 1)$  and  $v_2 > \log \log n / \log n$ ,*

(i) *if (59) has a solution, then for a sufficiently large  $n$ , there exists some positive constant  $C$  such that for  $\theta_0 \in \ell_0[s_n]$  and any fixed  $\kappa \in (0, 1)$ , then*

$$P_{\theta_0}(\hat{w} \notin [w_2, w_1]) \leq e^{-C\kappa^2 n w_1 \tilde{m}(w_1)} + e^{-C\kappa^2 n w_2 \tilde{m}(w_2)}.$$

(ii) *If a solution for (59) does not exist, let  $w_0$  be the solution of*

$$n w_0 \tilde{m}(w_0) = \Delta_n, \quad \Delta_n \in [1.1, \rho_n], \quad (63)$$

*for some  $1.1 < \rho_n \ll n$ , then for a sufficiently large  $n$  and the same  $\kappa, C$  as in (i),*

$$P_{\theta_0}(\hat{w} \geq w_0) \leq e^{-C\kappa^2 n w_0 \tilde{m}(w_0)} = e^{-C\kappa^2 \Delta_n}.$$

**Remark 6.** *For a sufficiently large  $m$ ,  $\tilde{m}(w_0) \in [0.4, 1.1]$  by Lemma 22, providing that  $w_0 \rightarrow 0$ , which is true since we require  $\Delta_n/n \rightarrow 0$ . Indeed, by rewriting (63), one immediately obtains  $w_0 = \frac{\Delta_n}{n\tilde{m}(w_0)}$ . Since  $\Delta_n \geq 1.1$ ,  $w_0 \geq 1/n$ . Also, since  $\Delta_n \leq \rho_n = o(n)$ ,  $w_0 < 1$ . Therefore, for  $\hat{w} \in [w_0, 1]$ ,  $\hat{w}$  still belongs to the range  $[1/n, 1]$  given in (7).*

*Proof.* We first prove (i): since a solution for (59) exists, the event  $\{\hat{w} \geq w_1\}$  implies  $\{S(w_1) \geq 0\}$ . Therefore,

$$P_{\theta_0}(\hat{w} \geq w_1) = P_{\theta_0}(S(w_1) \geq 0) = P_{\theta_0}(S(w_1) - \mathbb{E}_{\theta_0} S(w_1) \geq -\mathbb{E}_{\theta_0} S(w_1))$$

Since  $\mathbb{E}_{\theta_0} S(w_1) = \sum_{j \in \mathcal{S}_0} m_1(\theta_{0,j}, w_1) - (n - s_0)\tilde{m}(w_1) \leq -\kappa(n - s_0)\tilde{m}(w_1)$  by (59), the last display is bounded by

$$P_{\theta_0}(S(w_1) - \mathbb{E}_{\theta_0} S(w_1) \geq \kappa(n - s_0)\tilde{m}(w_1)). \quad (64)$$

Let  $W_j = \beta(X_j, w) - \mathbb{E}_{\theta_0} \beta(X_j, w)$ ,  $j \in \{1, \dots, n\}$ , then  $W_j$  is a centered variable, independently with  $W_{j'}$  for  $j \neq j'$ . Also,  $|W_j| \leq |\beta(X_j, w_1)| \leq w_1^{-1}$  and

$$\begin{aligned} \sum_{j=1}^n \text{Var}(W_j) &\leq \sum_{j=1}^n m_2(\theta_{0,j}, w_1) = \sum_{\{j: |\mu_{0,j}| > \frac{\Delta}{\sqrt{2m}}\}} m_2(\theta_{0,j}, w_1) + \sum_{\{j: |\mu_{0,j}| \leq \frac{\Delta}{\sqrt{2m}}\}} m_2(\theta_{0,j}, w_1) \\ &= (a) + (b). \end{aligned}$$

First, using that  $m_2(\theta_{0,j}, w_1) \lesssim w^{-1} m_1(\theta_{0,j}, w_1)$  in Corollary 4,

$$\begin{aligned} (a) &\lesssim \frac{1}{w} \sum_{\{j: |\mu_{0,j}| > \frac{\Delta}{\sqrt{2m}}\}} m_1(\theta_{0,j}, w_1) = \frac{1}{w} (1 - \kappa)(n - s_0)\tilde{m}(w_1) - \frac{1}{w} \sum_{\{j: |\mu_{0,j}| \leq \frac{\Delta}{\sqrt{2m}}\}} m_1(\theta_{0,j}, w_1) \\ &\leq w_1^{-1} (1 - \kappa)(n - s_0)\tilde{m}(w_1) \leq w_1^{-1} (1 - \kappa)n\tilde{m}(w_1). \end{aligned}$$

Next, we use that  $\#\{j : |\mu_{0,j}| \leq \frac{\Lambda}{\sqrt{2m}}\} \leq s_0 \leq s_n$  and by (72) and (73) in Lemma 23,

$$\begin{aligned} (b) &\lesssim \frac{1}{w_1} \left\{ \sum_{j: \frac{1}{2m\xi} \leq |\mu_{0,j}| \leq \frac{\Lambda}{\sqrt{2m}}} \left( \frac{1}{\sqrt{m}|\xi - \mu_{0,j}|} + \frac{1}{(m+1)|\mu_{0,j}|} \right) \exp\left( \frac{-2m\mu_{0,j}^2 + 4m|\mu_{0,j}|\xi}{1 - 4\mu_{0,j}^2} \right) \right. \\ &\quad \left. + \sum_{j: |\mu_{0,j}| < \frac{1}{2m\xi}} \left( \zeta + w^{C\mu_{0,j}}/\sqrt{m} \right) \right\} \\ &\lesssim \frac{s_n}{w_1} e^{-2m(\xi - \Lambda/\sqrt{2m})^2 + 2m\xi^2} \leq \frac{s_n}{w_1} e^{-2m(\xi - \Lambda/\sqrt{2m})^2 + 2m\nu^2 + 2m\zeta^2} \leq \frac{s_n}{w_1} e^{2m\zeta^2} = \frac{s_n}{w_1^2}. \end{aligned}$$

where we used  $\zeta^2 + \nu^2 = \xi^2$  and  $2m\zeta(w_1)^2 \asymp \log(1/w_1)$ . Since  $w_1 \leq Cs_n/n$  by Lemma 20, the last display is bounded by  $w_1^{-1}n/C$ . Therefore,

$$\sum_{j=1}^n \text{Var}(W_j) \leq (a) + (b) \leq 2w_1^{-1}n\tilde{m}(w_1),$$

as  $\tilde{m}(w_1) \in [0.4, 1.1]$  by Lemma 22. Applying Lemma 48, the Bernstein inequality, which we choose  $A = \kappa(n - s_0)\tilde{m}(w_1)$ ,  $M \leq w_1^{-1}$ , and  $V = 2w_1^{-1}n\tilde{m}(w_1)$ , noting that  $s_0/n \leq s_n/n = n^{\nu_1-1} \rightarrow 0$  as  $n \rightarrow \infty$ , one obtains

$$P_{\theta_0}(\hat{w} \geq w_1) \leq e^{-\frac{3}{14}\kappa^2nw_1\tilde{m}(w_1)}.$$

To bound the probability  $P_{\theta_0}(\hat{w} \leq w_2)$ , one can proceed in a similar way. We thus obtain

$$P_{\theta_0}(\hat{w} \leq w_2) = P_{\theta_0}(S(w_2) \leq 0) = P_{\theta_0}(S(w_2) - \mathbb{E}_{\theta_0}S(w_2) \leq -\mathbb{E}_{\theta_0}S(w_2))$$

Define  $\mathbb{E}_{\theta_0}S(w_2) = \sum_{j \in S_0} m_1(\theta_{0,j}, w_2) - (n - s_0)\tilde{m}(w_2) \leq -\kappa(n - s_0)\tilde{m}(w_2)$  by (60), one needs to bound

$$P_{\theta_0}(S(w_2) - \mathbb{E}_{\theta_0}S(w_2) \leq \kappa(n - s_0)\tilde{m}(w_2)).$$

Applying the Bernstein inequality again, we obtain  $P_{\theta_0}(\hat{w} \leq w_2) \leq e^{-\frac{3}{14}\kappa^2nw_2\tilde{m}(w_2)}$ . By combining the two upper bounds, we obtain the result in (i).

The proof for (ii) is similar, for  $w_0$  the solution of (63) and using that  $\sum_{j \in S_0} m_1(\theta_{0,j}, w_0) < (1 - \kappa)(n - s_0)\tilde{m}(w_0)$ , we thus have

$$\begin{aligned} P_{\theta_0}(\hat{w} \geq w_0) &= P_{\theta_0}(S(w_0) \geq 0) = P_{\theta_0}(S(w_0) - \mathbb{E}_{\theta_0}S(w_0) \geq -\mathbb{E}_{\theta_0}S(w_0)) \\ &\leq P_{\theta_0}(S(w_0) - \mathbb{E}_{\theta_0}S(w_0) \geq -\kappa(n - s_0)\tilde{m}(w_0)). \end{aligned}$$

By using the Bernstein inequality again, we obtain the upper bound. Let  $nw_0\tilde{m}(w_0) = L_n$ , we thus complete the proof.  $\square$

## 15. Bounding $\tilde{m}(w)$ , $m_1(\theta, w)$ , and $m_2(\theta, w)$

In this section, we obtain bounds for the three moment-related quantities  $\tilde{m}(w)$ ,  $m_1(u, w)$ , and  $m_2(u, w)$  given in (24)–(26) respectively. Those bounds are essential for bounding the MMLE  $\hat{w}$  and proving a uniform FDR control result for our multiple testing procedures. Note that in the study of the Gaussian sequence model in Johnstone and Silverman (2004) and CR20, similar moment-related quantities also appear. We will briefly comment on the difference between their bounds in the Gaussian setting and ours in the Bernoulli setting.

### 15.1. Upper and lower bounds for $\tilde{m}(w)$

**Lemma 22.** For  $\tilde{m}(w)$  given in (24), let  $\xi = |\xi_n(w)|$  as in Lemma 32, if  $\log(1 + 1/w)/m \rightarrow 0$  as  $m \rightarrow \infty$ , then

$$\frac{m/2 - m\xi}{m + 1} - \frac{1}{\sqrt{m}(1 + w^{-1})} \leq \tilde{m}(w) \leq 1 + \frac{2w\xi}{1 - w},$$

Furthermore, if  $w \rightarrow 0$  and  $m$  is sufficiently large, then  $0.4 \leq \tilde{m}(w) \leq 1.1$ .

*Proof.* By definition,  $\tilde{m}(w) = -\sum_{u=0}^m \beta(u)(1 + w\beta(u))^{-1}\varphi(u)$ . Since  $g(u) = (1 + m)^{-1}$ , we have  $\sum_{u=0}^m \beta(u)\varphi(u) = \sum_{u=0}^m g(u) - 1 = 0$ , we thus can write

$$\tilde{m}(w) = \sum_{u=0}^m \beta(u)\varphi(u) - \sum_{u=0}^m \frac{\beta(u)\varphi(u)}{1 + w\beta(u)} = \sum_{u=0}^m \frac{w\beta(u)^2\varphi(u)}{1 + w\beta(u)}, \quad (65)$$

which is positive as  $1 + w\beta(m/2) \geq 0$  for any  $w \in (0, 1)$  by Lemma 36. Since  $\beta(u)$  is symmetric at  $u = m/2$ , we then have

$$\sum_{u=m/2+1}^m \frac{2w\beta(u)^2\varphi(u)}{1 + w\beta(u)} \leq \tilde{m}(w) \leq \sum_{u=m/2}^m \frac{2w\beta(u)^2\varphi(u)}{1 + w\beta(u)}. \quad (66)$$

Recall that  $m$  is assumed to be an even number throughout the paper. When  $m$  is an odd number, the last display should be replaced by  $\tilde{m}(w) = \sum_{u=\lceil m/2 \rceil}^m \frac{2w\beta(u)^2\varphi(u)}{1 + w\beta(u)}$ . The difference is minor and shall not change our results. Next, we will first derive the lower bound for  $\tilde{m}(w)$ .

*Derive the lower bound.* The lower bound in (66) can be written as

$$\sum_{u=m/2+1}^m \frac{2w\beta(u)^2\varphi(u)}{1 + w\beta(u)} = \underbrace{\sum_{u=m/2+1}^{m/2+m\xi} \frac{2w\beta^2(u)\varphi(u)}{1 + w\beta(u)}}_{(I)} + \underbrace{\sum_{u=m/2+m\xi}^m \frac{2w\beta(u)(g - \varphi)(u)}{1 + w\beta(u)}}_{(II)}, \quad (67)$$

which we used  $\beta(u)\varphi(u) = (g - \varphi)(u)$ . Since  $1 + w\beta(u) > 0$  for  $u \in [m/2 + 1, m/2 + m\xi]$ , we get  $(I) > 0$ . Using that  $\beta(u) \geq 0$  when  $u > m/2 + m\xi$  by Lemma 32, one obtains  $g(u) \geq \varphi(u)$  and  $w\beta(u) \geq 1$ . We thus have

$$(II) \geq \sum_{u=m/2+m\xi}^m (g - \varphi)(u) \geq \frac{m/2 - m\xi}{1 + m} - \bar{\mathbf{B}}(m/2 + m\xi).$$

By Lemma 38 and then (2) in Lemma 44, one obtains

$$\bar{\mathbf{B}}(m/2 + m\xi) \leq e^{-mT(1/2+\xi,1/2)} \leq e^{-2m\xi^2}.$$

From (110),  $2m\xi^2 \sim \log(1 + w^{-1}) + \log(\sqrt{m})$ . We thus obtain

$$(II) \geq \frac{m/2 - m\xi}{m + 1} - \frac{K_1}{\sqrt{m}(1 + w^{-1})}$$

for some constant  $K_1 = 1 + o(1)$ . We then obtain the lower bound for  $\tilde{m}(w)$ . If  $m \rightarrow \infty$ , then  $\tilde{m}(w) \rightarrow 1/2 - \xi \sim 1/2$ , providing that  $w$  is small.

Derive the upper bound. Using  $\beta(u)\varphi(u) = g(u) - \varphi(u)$  again, the upper bound in (66) can be written as

$$\tilde{m}(w) \leq \underbrace{\sum_{u=m/2}^{m/2+m\xi} \frac{2w\beta^2(u)\varphi(u)}{1 + w\beta(u)}}_{(III)} - \underbrace{\sum_{u=m/2+m\xi}^m \frac{2w\beta(u)\varphi(u)}{1 + w\beta(u)}}_{(IV)} + \underbrace{\sum_{u=m/2+m\xi}^m \frac{2w\beta(u)g(u)}{1 + w\beta(u)}}_{(V)}. \quad (68)$$

We first bound (III). Since  $\beta(\cdot)$  is a monotone increasing function on  $[m/2, m]$  (see Lemma 31) and  $-1 < \beta(m/2) < 0$  (see Lemma 34), we have  $1 + w\beta(u) \geq 1 + w\beta(m/2) \geq 1 - w$  for any  $u \in [m/2, m/2 + m\xi]$ . Thus,

$$\begin{aligned} (III) &\leq \frac{2w\beta(m/2 + m\xi)}{1 + w\beta(m/2)} \sum_{u=m/2}^{m/2+m\xi} \beta(u)\varphi(u) \\ &\leq \frac{2w\beta(m/2 + m\xi)}{1 - w} \sum_{u=m/2}^{m/2+m\xi} (g(u) - \varphi(u)) \\ &\leq \frac{2m\xi}{(1 - w)(1 + m)} \leq \frac{2\xi}{1 - w}, \end{aligned} \quad (69)$$

as  $\beta(m/2 + m\xi) = 1/w$ .

Next, we bound (V). Using that  $1 \leq 2w\beta(u)/(1 + w\beta(u)) \leq 2$  as  $w\beta(u) \geq 1$  for  $u \geq m/2 + m\xi$ , we have

$$\frac{m/2 - m\xi}{m + 1} = \sum_{u=m/2+m\xi}^m g(u) \leq (V) \leq \sum_{u=m/2+m\xi}^m 2g(u) = \frac{m - 2m\xi}{m + 1} \leq 1 - 2\xi.$$

By summing up the bounds for (III) and (V), and note that (IV) is smaller than (V) due to  $\varphi(u) \leq g(u)$  for  $u \in [m/2 + m\xi, m]$ , as  $\xi > |\nu_n|$  by Lemma 34, we thus obtain the upper bound.  $\square$

### 15.2. Upper and lower bounds for $m_1(\theta, w)$

**Lemma 23.** (Upper bound for  $m_1(\theta, w)$ ) For  $m_1(\theta, w)$  given in (25),  $\theta \in (0, 1)$ , and  $\xi = |\xi_n(w)|$  as in (110),  $\zeta = \zeta(w)$  in (10), and  $\nu = |\nu_n(w)|$  as in (116), suppose  $m\xi^4 \rightarrow 0$  as  $m \rightarrow \infty$  and

$\mu = |\theta - 1/2|$ , then there exist a  $w_0 \in (0, 1)$  and a fixed  $\mu_0 < 1/2$  such that for any  $w \leq w_0$  and  $\frac{\Lambda}{\sqrt{2m}} < \mu \leq \mu_0$ ,  $\Lambda > 0$  is some fixed constant, we have

$$m_1(\theta, w) \leq \frac{2}{w} \bar{\mathbf{B}}_\theta(m/2 + m\xi) + \frac{2}{w} \bar{\Phi}(2\sqrt{m}(\xi - |\mu|)) T_m(\mu, w), \quad (70)$$

where

$$T_m(\mu, w) = \frac{|\xi - \mu|}{\mu\sqrt{1 - 4\xi^2}}. \quad (71)$$

If  $\frac{1}{2m\xi} \leq \mu \leq \frac{\Lambda}{\sqrt{2m}}$ ,

$$m_1(\theta, w) \lesssim \left( \frac{1}{\sqrt{m}|\xi - \mu|} + \frac{1}{(m+1)\mu} \right) e^{\frac{-2m\mu^2 + 4m\mu\xi}{1-4\mu^2}}. \quad (72)$$

If  $0 < \mu < \frac{1}{2m\xi}$ , for  $C_\mu = \frac{4\mu^2}{1-4\mu^2}$ , then

$$m_1(\mu, w) \lesssim 2e^{\frac{2}{1-4\mu^2}} \left( \zeta + \frac{w^{C_\mu}}{\sqrt{m}} \right). \quad (73)$$

In addition, if  $m$  is sufficiently large such that  $\xi \log m \rightarrow 0$ , then

$$m_1(\theta, w) \lesssim \frac{1}{w} \left( \bar{\Phi} \left( \frac{2\sqrt{m}(\xi - \mu)}{\sqrt{1 - 4\mu^2}} \right) + \bar{\Phi}(2\sqrt{m}(\xi - \mu)) T_m(\mu, w) \right). \quad (74)$$

*Proof.* We only consider the case when  $\theta > 1/2$ , as the proof for  $\theta < 1/2$  is very similar, and the result will be the same. Let  $\mu = |\theta - 1/2|$ . We start with splitting the summation in  $m_1(\theta, w)$  into two terms as follows:

$$m_1(\theta, w) = \underbrace{\sum_{|u-m/2|>m\xi} \beta(u, w)\varphi_\theta(u)}_{(I)} + \underbrace{\sum_{|u-m/2|\leq m\xi} \beta(u, w)\varphi_\theta(u)}_{(II)}. \quad (75)$$

Using  $w\beta(u) > 1$  when  $|u - m/2| > m\xi$  from Lemma 32, we have

$$(I) \leq \frac{1}{w} \sum_{|u-m/2|>m\xi} \varphi_\theta(u) = \frac{1}{w} \left( \bar{\mathbf{B}}_\theta(m/2 + m\xi) + \mathbf{B}_\theta(m/2 - m\xi) \right) \leq \frac{2}{w} \bar{\mathbf{B}}_\theta(m/2 + m\xi). \quad (76)$$

We thus obtain the first term in (70). To bound (II), one can write

$$\begin{aligned} (II) &= \sum_{|u-m/2|\leq m\xi} \left( \beta(u) - \frac{w\beta^2(u)}{1+w\beta(u)} \right) \varphi_\theta(u) \leq \sum_{|u-m/2|\leq m\xi} \beta(u)\varphi_\theta(u) \\ &\leq \sum_{m\nu \leq |u-m/2| \leq m\xi} \beta(u)\varphi_\theta(u), \end{aligned} \quad (77)$$

as  $\beta(u) < 0$  when  $|u - m/2| < m\nu$  by Lemma 34. (77) can be further bounded by

$$\begin{aligned} \sum_{m\nu \leq |u - m/2| \leq m\xi} \frac{g(u)\varphi_\theta(u)}{\varphi(u)} &= \frac{1}{m+1} \sum_{m\nu \leq |\tilde{u}| \leq m\xi} \frac{\varphi_\theta(\tilde{u} + m/2)}{\varphi(\tilde{u} + m/2)} \\ &\leq \frac{2}{m+1} \sum_{m\nu \leq \tilde{u} \leq m\xi} e^{mT(1/2 + \tilde{u}/m, 1/2) - mT(1/2 + \tilde{u}/m, 1/2 + \mu)}, \end{aligned} \quad (78)$$

where  $T(a, p) = a \log(a/p) + (1-a) \log((1-a)/(1-p))$ . By Lemma 44, we have

$$\begin{aligned} &mT(1/2 + \tilde{u}/m, 1/2) - mT(1/2 + \tilde{u}/m, 1/2 + \mu) \\ &= \frac{2\tilde{u}^2}{m} - \frac{2m(\mu - \tilde{u}/m)^2}{1 - 4\mu^2} + m\varpi_m(\mu, \tilde{u}/m) \\ &= \frac{4m}{1 - 4\mu^2} \left( \frac{\mu\tilde{u}}{m} - \frac{\mu^2}{2} \right) - \frac{8\mu^2\tilde{u}^2}{m(1 - 4\mu^2)} + m\varpi_m(\mu, \tilde{u}/m), \end{aligned} \quad (79)$$

where

$$\varpi(\mu, \tilde{u}/m) = \frac{(\tilde{u}/m)^3 \epsilon_1}{3(1/2 + \epsilon_1)^2 (1/2 - \epsilon_1)^2} - \frac{(\mu - \tilde{u}/m)^3 (\mu + \epsilon_2)}{3(1/2 + \mu + \epsilon_2)^2 (1/2 - \mu - \epsilon_2)^2} \quad (80)$$

for some  $\epsilon_1 \in [0, \tilde{u}/m]$  and  $\epsilon_2 \in [0, \mu - \tilde{u}/m]$  if  $\mu \geq \tilde{u}/m$  and  $\epsilon_2 \in [\mu - \tilde{u}/m, 0]$  if  $\mu < \tilde{u}/m$ . As  $\tilde{u}$  is at most  $m\xi$ , the first term in (80) is  $\lesssim (\tilde{u}/m)^4 \leq \xi^4$ . We only need to consider the case when the second term is negative (when  $\tilde{u}/(2m) \leq \mu \leq \tilde{u}/m$ ), as otherwise, this term can be simply bounded by 0. Using  $\tilde{u} \leq m\xi$  again, then  $\mu = O(\xi)$  and the second term is bounded by  $C\xi^4$  for some constant  $C > 0$ . Hence,  $m\varpi(\mu, \tilde{u}/m) \leq C_1 m\xi^4$  for some  $C_1 > C$ . We thus obtain

$$\begin{aligned} (II) \leq (78) &= \frac{2}{m+1} \sum_{m\nu \leq \tilde{u} \leq m\xi} e^{\frac{4m}{1-4\mu^2} \left( \frac{\mu\tilde{u}}{m} - \frac{\mu^2}{2} \right) - \frac{8\mu^2\tilde{u}^2}{m(1-4\mu^2)} + m\varpi(\mu, \tilde{u}/m)} \\ &\leq \frac{2}{m+1} e^{C_1 m\xi^4} \sum_{m\nu \leq \tilde{u} \leq m\xi} e^{\frac{4m}{1-4\mu^2} \left( \frac{\mu\tilde{u}}{m} - \frac{\mu^2}{2} \right)} \end{aligned} \quad (81)$$

$$\begin{aligned} &= \frac{2}{m+1} e^{-\frac{2m\mu^2}{1-4\mu^2} + C_1 m\xi^4} \times \frac{e^{\frac{4\mu m\xi}{1-4\mu^2}} - e^{\frac{4\mu m\nu}{1-4\mu^2}}}{e^{\frac{4\mu}{1-4\mu^2}} - 1} \\ &\leq \frac{1 - 4\mu^2}{2(m+1)\mu} e^{-\frac{2m\mu^2}{1-4\mu^2} + \frac{4m\mu\xi}{1-4\mu^2} + C_1 m\xi^4} \\ &\lesssim \frac{1}{2(m+1)\mu} e^{\frac{4m\mu\xi - 2m\mu^2}{1-4\mu^2}}, \end{aligned} \quad (82)$$

which we used the inequality  $e^x - 1 \geq x$  for  $x > 0$  to obtain second inequality in the last display and the assumption  $m\xi^4 \rightarrow 0$  as  $m \rightarrow \infty$  to obtain the last line. By collecting the relevant bounds obtained above, we arrive at

$$m_1(\theta, w) \lesssim \frac{2}{w} \bar{\mathbf{B}}_\theta(m/2 + m\xi) + \frac{1}{2(m+1)\mu} e^{\frac{4m\mu\xi - 2m\mu^2}{1-4\mu^2}} = (a) + (b). \quad (83)$$



When  $\mu \geq \frac{\Lambda}{\sqrt{2m}}$ , using that  $g(x) = (m+1)^{-1}$  and  $(g/\varphi)(m/2 + m\xi) \asymp w^{-1}$ , we have

$$\begin{aligned} (b) &= \frac{g(m/2 + m\xi)}{\mu} e^{\frac{4m\mu\xi - 2m\mu^2}{1-4\mu^2}} = \frac{\varphi(m/2 + m\xi)}{w\mu} \frac{\phi(2\sqrt{m}(\xi - \mu))}{\phi(2\sqrt{m}\xi)} e^{\frac{8m\mu^2}{1-4\mu^2}(\xi^2 - (\xi - \mu)^2)} \\ &\leq \frac{2\sqrt{m}|\xi - \mu|}{w\mu} \bar{\Phi}(2\sqrt{m}(\xi - \mu)) \frac{\varphi(m/2 + m\xi)}{\phi(2\sqrt{m}\xi)} e^{\frac{8m\mu^2}{1-4\mu^2}(\xi^2 - (\xi - \mu)^2)}. \end{aligned} \quad (84)$$

To obtain the last line, we used the inequality  $\phi(x) \leq |x + x^{-1}| \bar{\Phi}(x) \approx |x| \bar{\Phi}(x)$  when  $1/x \rightarrow 0$  (see Lemma 50). The exponential term in (84) is at most by  $e^{\frac{8m\xi^4}{1-4\mu^2}}$ , which happens when  $\mu = \xi$ . As  $m\xi^4 = o(1)$ , it is bounded by some constant slightly bigger than 1. Also, by applying Lemma 37 and then Lemma 44, we have

$$\frac{\varphi(m/2 + m\xi)}{\phi(2\sqrt{m}\xi)} \leq \frac{1}{\sqrt{m(1-4\xi^2)}} e^{-mT(1/2+\xi,1/2)+2m\xi^2} \leq \frac{1+o(1)}{\sqrt{m(1-4\xi^2)}}.$$

Therefore,

$$(84) \lesssim \frac{2|\xi - \mu|}{w\mu\sqrt{1-4\xi^2}} \bar{\Phi}(2\sqrt{m}(\xi - \mu)). \quad (85)$$

Thus, one can further bound (83) by

$$m_1(\theta, w) \lesssim (a) + \frac{2}{w} \bar{\Phi}(2\sqrt{m}(\xi - \mu)) \left( \frac{|\xi - \mu|}{\mu\sqrt{1-4\xi^2}} \right).$$

We thus obtain (70). When  $\frac{1}{2m\xi} \leq \mu < \frac{\Lambda}{\sqrt{2m}}$ , using  $(g/\varphi)(m/2 + m\xi) \asymp w^{-1}$  again and  $\bar{\Phi}(x) \leq \phi(x)/x$  by Lemma 50, (a) in (83) can be bounded by

$$\begin{aligned} &\frac{2g(m/2 + m\xi)}{\varphi(m/2 + m\xi)} \phi\left(\frac{2\sqrt{m}(\xi - \mu)}{\sqrt{1-4\mu^2}}\right) \times \frac{\sqrt{1-4\mu^2}}{2\sqrt{m}|\xi - \mu|} \\ &\leq \frac{\sqrt{2m}}{1+m} \sqrt{\frac{1-4\xi^2}{|\xi - \mu|}} e^{-\frac{2m(\xi - \mu)^2}{1-4\mu^2} + mT(1/2+\xi,1/2)} \\ &\leq \sqrt{\frac{2(1-4\mu^2)}{m|\xi - \mu|}} e^{-\frac{2m(\xi - \mu)^2}{1-4\mu^2} + 2m\xi^2 + o(1)} \\ &\lesssim \sqrt{\frac{2(1-4\mu^2)}{m|\xi - \mu|}} e^{\frac{4m}{1-4\mu^2}(\mu\xi - \mu^2/2)}. \end{aligned}$$

Combining the preceding upper bound with (b) in (83), we arrive at

$$m_1(\theta, \mu) \lesssim \left( \sqrt{\frac{1-4\mu^2}{m|\xi - \mu|}} + \frac{1}{(m+1)\mu} \right) e^{\frac{4m}{1-4\mu^2}(\mu\xi - \mu^2/2)}.$$

Since  $1 - 4\mu^2 \leq 1$ , we obtain the result in (72).

Last, if  $0 < \mu < \frac{1}{2m\xi}$ , then

$$\begin{aligned} (I) &\leq \frac{2}{w} \bar{\mathbf{B}}_\theta(m/2 + m\xi) \leq \frac{2}{w} e^{-mT(1/2+\xi, 1/2+\mu)} \leq \frac{2}{w} e^{-\frac{2m(\mu-\xi)^2}{1-4\mu^2} + C_4 m\xi^4} \\ &\leq \frac{2}{w} e^{-\frac{2m(\mu-\xi)^2}{1-4\mu^2}} \leq \frac{2}{w} e^{-\frac{2m\xi^2+2}{1-4\mu^2}} \leq \frac{2e^{-\frac{2}{1-4\mu^2}}}{\sqrt{mw}C_\mu}, \end{aligned}$$

where  $C_\mu = \frac{4\mu^2}{1-4\mu^2}$ . We used the fact that  $2m\xi^2 \asymp \log(1/w) + \log(\sqrt{m})$  to obtain the last inequality in the last display. From (81), we also have

$$\begin{aligned} (II) &\leq \frac{2e^{C_1 m\xi^4}}{m+1} \sum_{m\nu \leq \tilde{u} \leq m\xi} e^{\frac{4\mu\tilde{u}-2m\mu^2}{1-4\mu^2}} \leq \frac{2e^{\frac{4m\mu\nu}{1-4\mu^2} + C_1 m\xi^4}}{m+1} \sum_{0 \leq \tilde{u} \leq m\xi} e^{\frac{4\mu\tilde{u}}{1-4\mu^2}} \\ &\lesssim \frac{2m\xi}{m+1} e^{\frac{4m\mu(\nu+\xi)}{1-4\mu^2}} \leq 2\xi e^{\frac{2}{1-4\mu^2}}, \end{aligned} \quad (86)$$

as  $\mu < 1/(2m\xi)$ . We used the fact that  $\xi - \nu \leq \xi$  to obtain the second inequality. (73) is obtained by combining the upper bounds for (I) and (II).

To prove (74), let's write  $\mathbf{B}_\theta(m/2 + m\xi) = P_\theta(u \geq m/2 + m\xi)$  for  $u \sim \text{Bin}(m, \theta)$  and denote  $\tilde{u} = u - m/2$ ,  $Z_m = \frac{2\tilde{u}-2m\mu}{\sqrt{1-4\mu^2}}$ , and  $W_m$  as the standard Brownian motion, then

$$\begin{aligned} P_\theta(u \geq m/2 + m\xi) &= \mathbb{E}_\theta \left( \mathbb{1} \left\{ Z_m \geq \frac{2m\xi - 2m\mu}{\sqrt{1-4\mu^2}} \right\} \mathbb{1} \{|Z_m - W_m| \geq \log m + x\} \right. \\ &\quad \left. + \mathbb{1} \left\{ Z_m \geq \frac{2m\xi - 2m\mu}{\sqrt{1-4\mu^2}} \right\} \mathbb{1} \{|Z_m - W_m| < \log m + x\} \right) \\ &= (c) + (d). \end{aligned}$$

By applying the KMT approximation theorem in Lemma 49 (w.l.o.g we choose  $C = 1$  in the lemma), (c)  $\leq P_\theta(|Z_m - W_m| \geq \log m + x) \lesssim e^{-Kx}$  for some positive constant  $K$ . Also, we have

$$\begin{aligned} (d) &\leq P \left( W_m \geq \frac{2m\xi - 2m\mu}{\sqrt{1-4\mu^2}} - (\log m + x) \right) \\ &= P \left( \frac{W_m}{\sqrt{m}} \geq \frac{2\sqrt{m}(\xi - \mu)}{\sqrt{1-4\mu^2}} - \frac{\log m + x}{\sqrt{m}} \right) \\ &= \bar{\Phi} \left( \frac{2\sqrt{m}(\xi - \mu)}{\sqrt{1-4\mu^2}} - \frac{\log m + x}{\sqrt{m}} \right). \end{aligned}$$

Using the lower bound in (iii) in Lemma 51, let  $\delta = (\log m + x)^2/(2m)$  and  $z = \frac{2\sqrt{m}(\xi - \mu)}{\sqrt{1-4\mu^2}} - \delta$ , then  $\bar{\Phi}(z) \leq \bar{\Phi}(z + \delta) \exp(\rho(z)\delta + \delta^2/2)$ , where  $\rho(z) = \phi(z)/\bar{\Phi}(z)$  and by Lemma 50,  $\rho(z) \leq z + 1/z$ . By plugging-in the expressions for  $z$  and  $\delta$ , the last display can be bounded by

$$\bar{\Phi} \left( \frac{2\sqrt{m}(\xi - \mu)}{\sqrt{1-4\mu^2}} \right) e^{\frac{2(\xi - \mu)(\log m + x)}{\sqrt{1-4\mu^2}} - \frac{(\log m + x)^2}{2m} + \frac{(\log m + x)^2}{m} \left( \frac{2\sqrt{m}(\xi - \mu)}{\sqrt{1-4\mu^2}} - \frac{(\log m + x)^2}{m} \right)^{-1}}.$$

Choosing  $x = \log m$ , then  $\frac{\log m+x}{\sqrt{m}} = \frac{2 \log m}{\sqrt{m}} = o(1)$  and  $\left( \frac{2\sqrt{m}(\xi-\mu)}{\sqrt{1-4\mu^2}} - \frac{(\log m+x)^2}{m} \right)^{-1} \rightarrow 0$  as  $m \rightarrow \infty$ , thus

$$(c) + (d) \lesssim e^{-K \log m} + \bar{\Phi} \left( \frac{2\sqrt{m}(\xi-\mu)}{\sqrt{1-4\mu^2}} \right) \exp \left( \frac{4(\xi-\mu) \log m}{\sqrt{1-4\mu^2}} - o(1) \right).$$

We need the assumption  $\xi \log m \rightarrow 0$  when  $\xi > \mu$ , as otherwise, the second term in the last display can go to infinity. The result then follows by using the assumptions  $e^{-K \log m} \rightarrow 0$  and  $\xi \log m \rightarrow 0$ .  $\square$

**Lemma 24.** (Lower bound for  $m_1(\theta, w)$ ) For  $m_1(\theta, w)$  given in (25) with  $\theta \in (0, 1)$ , let  $\xi = |\xi_n|$  and  $\nu = |\nu_n|$  for  $\xi_n$  and  $\nu_n$  in (110) and (116) respectively, suppose  $m\xi^4 \rightarrow 0$  as  $m \rightarrow \infty$ , then for any  $w \leq w_0 \in (0, 1)$  and  $\mu = \mu_0 \geq \frac{\Lambda}{\sqrt{2m}}$ ,  $\mu = |\theta - 1/2|$ , for some positive constant  $\Lambda$  and  $\mu_0 < 1/2$ ,

$$m_1(\theta, w) \gtrsim \frac{1}{w} \left( \bar{\mathbf{B}}_\theta(m/2 + m\xi) + \bar{\Phi} \left( \frac{2\sqrt{m}(\xi-\mu)}{\sqrt{1-4\mu^2}} \right) T'_m(\mu, w) \right) \quad (87)$$

where for  $C_\mu = e^{\frac{4\mu}{1-4\mu^2}} - 1$  and  $\xi := \xi(w)$ ,

$$T'_m(\mu, w) = \frac{|\xi - \mu|}{C_\mu \sqrt{1-4\mu^2}}.$$

Moreover, for a sufficiently large  $m$ , we have

$$m_1(\theta, w) \gtrsim \begin{cases} \frac{1}{w} \left( \bar{\Phi} \left( \frac{2\sqrt{m}(\xi-\mu)}{\sqrt{1-4\mu^2}} \right) (1 + T'_m(\mu, w)) \right), & \text{if } \xi > \mu, \\ \frac{1}{w} \left( \bar{\Phi} \left( \frac{\sqrt{m}(\xi-\mu)}{\sqrt{1/2+\mu}} \right) + \bar{\Phi} \left( \frac{2\sqrt{m}(\xi-\mu)}{\sqrt{1-4\mu^2}} \right) T'_m(\mu, w) \right) & \text{if } \xi \leq \mu. \end{cases} \quad (88)$$

*Proof.* It is sufficient to consider  $\theta > 1/2$ , as the proof of the case  $\theta < 1/2$  is similar. We write  $m_1(\theta, w)$  as a summation of three terms given by

$$\begin{aligned} m_1(\theta, w) &= \underbrace{\sum_{|u-m/2| \geq m\xi} \beta(u, w) \varphi_\theta(u)}_{(I)} + \underbrace{\sum_{m\nu < |u-m/2| < m\xi} \beta(u, w) \varphi_\theta(u)}_{(II)} \\ &\quad + \underbrace{\sum_{|u-m/2| \leq m\nu} \beta(u, w) \varphi_\theta(u)}_{(III)} \end{aligned} \quad (89)$$

Since  $1 + w\beta(u) \leq 2w\beta(u)$  if  $|u - m/2| \geq m\xi$ , we have

$$(I) \geq \frac{1}{2w} \sum_{|u-m/2| > m\xi} \varphi_\theta(u) = \frac{1}{2w} \left( \bar{\mathbf{B}}_\theta(m/2 + m\xi) + \mathbf{B}_\theta(m/2 - m\xi) \right)$$

$$\geq \frac{1}{2w} \bar{\mathbf{B}}_\theta(m/2 + m\xi).$$

Next, by Lemma 32,  $0 \leq w\beta(u) \leq 1$  for  $u \in [m/2 + m\nu, m/2 + m\xi]$ , and by Lemma 36,  $\beta(m/2) > -1$ , thus

$$\begin{aligned} (II) &= \sum_{m\nu < |u-m/2| < m\xi} \beta(u, m) \varphi_\theta(u) \geq \sum_{m\nu < |u-m/2| < m\xi} \frac{\beta(u)}{1 + w\beta(m/2)} \varphi_\theta(u) \\ &\geq \sum_{m\nu < |u-m/2| < m\xi} \frac{g(u) \varphi_\theta(u)}{(1-w)\varphi(u)} - \frac{1}{1-w} \sum_{m\nu < |u-m/2| < m\xi} \varphi_\theta(u) \end{aligned} \quad (90)$$

$$= (a) + (b). \quad (91)$$

Since  $g(u) = (1+m)^{-1}$ ,

$$(a) = \frac{1}{(1+m)(1-w)} \sum_{m\nu < |u-m/2| < m\xi} \frac{\varphi_\theta(u)}{\varphi(u)}. \quad (92)$$

Let  $T(a, p) = a \log(a/p) + (1-a) \log((1-a)/(1-p))$  and  $\tilde{u} = u - m/2$ , then the ratio

$$\varphi_\theta(u)/\varphi(u) = \exp(mT(1/2 + \tilde{u}/m, 1/2) - mT(1/2 + \tilde{u}/m, 1/2 + \mu)). \quad (93)$$

By (2) in Lemma 44,

$$mT(1/2 + \tilde{u}/m, 1/2) \geq 2m(\tilde{u}/m)^2.$$

If  $\tilde{u}/m > \mu$ , then by (3) in Lemma 44,

$$mT(1/2 + \tilde{u}/m, 1/2 + \mu) \leq \frac{2m(\mu - \tilde{u}/m)^2}{1 - 4\mu^2} + \frac{16(\tilde{u}/m - \mu)^3 \tilde{u}}{3(1 - 4(\tilde{u}/m)^2)^2}.$$

Since  $\nu < \tilde{u}/m < \xi$ , the second term in the last display is  $Km\xi^4$  for some constant  $K > 16/3$ .

If  $0 < \tilde{u}/m < \mu$ , then by (3) in Lemma 44,

$$mT(1/2 + \tilde{u}/m, 1/2 + \mu) \leq \frac{2m(\mu - \tilde{u}/m)^2}{1 - 4\mu^2}.$$

Therefore, by combining the relevant bounds, we obtain

$$(93) \geq \exp\left(2m(\tilde{u}/m)^2 - \frac{2m(\mu - \tilde{u}/m)^2}{1 - 4\mu^2} - Km\xi^4\right).$$

Note that the first two terms can be understood as the ratio between two Gaussian distributions. Their means and variables correspond to the means and variables of two binomial distributions  $\varphi_\theta(u)$  and  $\varphi(u)$ .

Using the lower bound in the last display and noticing that  $(1-w)^{-1} \geq 1/2$  for a sufficiently large  $n$ , we have

$$(92) \geq \frac{1}{2(m+1)} \sum_{m\nu < \tilde{u} < m\xi} e^{\frac{4m}{1-4\mu^2} \left(\frac{\mu\tilde{u}}{m} - \frac{\mu^2}{2}\right) - \frac{8\mu^2\tilde{u}^2}{m(1-4\mu^2)} - Km\xi^4}$$

$$\begin{aligned}
 &\geq \frac{1}{2(m+1)} e^{-\frac{2m\mu^2}{1-4\mu^2} - \frac{8m\mu^2\xi^2}{1-4\mu^2} - Km\xi^4} \sum_{m\nu < \bar{u} < m\xi} e^{\frac{4\mu\bar{u}}{1-4\mu^2}} \\
 &= \frac{1}{2(m+1)} e^{-\frac{2m\mu^2}{1-4\mu^2} - \frac{8m\mu^2\xi^2}{1-4\mu^2} - Km\xi^4} \times \frac{e^{\frac{4m\mu\xi}{1-4\mu^2}} - e^{\frac{4m\mu\nu}{1-4\mu^2}}}{e^{\frac{4\mu}{1-4\mu^2}} - 1} \\
 &= \frac{1}{2C_\mu(m+1)} e^{-\frac{2m\mu^2}{1-4\mu^2} - \frac{8m\mu^2\xi^2}{1-4\mu^2} - Km\xi^4} \left( e^{\frac{4m\mu\xi}{1-4\mu^2}} - e^{\frac{4m\mu\nu}{1-4\mu^2}} \right) \\
 &\geq \frac{1}{4C_\mu(m+1)} e^{-\frac{2m\mu^2 - 4m\mu\xi}{1-4\mu^2} - \frac{8m\mu^2\xi^2}{1-4\mu^2} - Km\xi^4},
 \end{aligned}$$

for  $C_\mu = e^{\frac{4\mu}{1-4\mu^2}} - 1$ . Using  $g(u) = (1+m)^{-1}$  and  $(g/\varphi)(m/2 + m\xi) \asymp 1/w$ , by the assumption  $m\xi^4 \rightarrow 0$ , then for a sufficiently large  $m$ ,  $e^{-Km\xi^4} \geq 1/2$ , then the last line in the last display can be written as

$$\begin{aligned}
 &\frac{\varphi(m/2 + m\xi)}{2wC_\mu} \frac{\phi\left(\frac{2\sqrt{m}(\xi - \mu)}{\sqrt{1-4\mu^2}}\right)}{\phi\left(\frac{2\sqrt{m}\xi}{\sqrt{1-4\mu^2}}\right)} e^{-\frac{8m\mu^2\xi^2}{1-4\mu^2}} \\
 &\geq \frac{\sqrt{m}|\xi - \mu|}{wC_\mu\sqrt{1-4\mu^2}} \bar{\Phi}\left(\frac{2\sqrt{m}(\xi - \mu)}{\sqrt{1-4\mu^2}}\right) \frac{\varphi(m/2 + m\xi)}{\phi\left(\frac{2\sqrt{m}\xi}{\sqrt{1-4\mu^2}}\right)} e^{-\frac{8m\mu^2\xi^2}{1-4\mu^2}}, \tag{94}
 \end{aligned}$$

which we used the inequality  $\phi(x) \geq \bar{\Phi}(x)x$  for any  $x > 0$  by Lemma 50. Applying Lemma 37 and then (2) in Lemma 44, we then obtain

$$\frac{\varphi(m/2 + m\xi)}{\phi\left(\frac{2\sqrt{m}\xi}{\sqrt{1-4\mu^2}}\right)} e^{-\frac{8m\mu^2\xi^2}{1-4\mu^2}} \gtrsim \frac{e^{-mT(1/2+\xi,1/2)+2m\xi^2}}{\sqrt{m(1-4\xi^2)}} \geq \frac{1}{\sqrt{m(1-4\xi^2)}} \geq \frac{1}{\sqrt{m}}.$$

Thus, (a)  $\gtrsim \bar{\Phi}\left(\frac{2\sqrt{m}(\xi - \mu)}{\sqrt{1-4\mu^2}}\right) \frac{|\xi - \mu|}{wC_\mu\sqrt{1-4\mu^2}}$ . We will bound (b) and the (III) in (89) together, as they are both negative. Using  $0 > \beta(u) > -1$  for  $|u - m/2| < m\nu_n$ , then

$$|(b) + (III)| \leq \frac{1}{1 + w\beta(m/2)} \sum_{|u - m/2| \leq m\nu} \varphi_\theta(u) \leq \frac{1}{1 - w} \sum_{|u - m/2| \leq m\nu} \varphi_\theta(u) \leq \frac{1}{1 - w}.$$

By combining lower bounds for (I), (II), and (III) and note that  $w/(1-w) \rightarrow 0$  as  $n \rightarrow \infty$ , we obtain (87).

To prove (95), it is sufficient to obtain a lower bound for  $\bar{\mathbf{B}}_\theta(m/2 + m\xi)$ . If  $\mu \geq \xi$ , then by Lemma 41, we immediately obtain

$$\bar{\mathbf{B}}_\theta(m/2 + m\xi) \geq \bar{\Phi}\left(\frac{\sqrt{m}(\xi - \mu)}{\sqrt{1/2 + \mu}}\right).$$

If  $0 < \mu < \xi$ , then by Lemma 40, since  $m\xi^2 \rightarrow \infty$ , as  $m \rightarrow \infty$ , let  $\sigma = \sqrt{m(1-4\mu^2)}/2$  and  $Y(z) = \bar{\Phi}(z)/\phi(z)$  with  $z = \frac{2\sqrt{m}(\xi-\mu)}{\sqrt{1-4\mu^2}}$ , we obtain

$$\bar{\mathbf{B}}_\theta(m/2 + m\xi) = \sigma \bar{\Phi} \left( \frac{2\sqrt{m}(\xi-\mu)}{\sqrt{1-4\mu^2}} \right) \frac{\varphi_\theta(m-1; m\xi + m/2 - 1)}{\phi \left( \frac{2\sqrt{m}(\xi-\mu)}{\sqrt{1-4\mu^2}} \right)} e^{\frac{|\xi-\mu|}{m}}.$$

By Lemma 37 and then (2) in Lemma 44,

$$\begin{aligned} \frac{\varphi_\theta(m-1; m\xi + m/2 - 1)}{\phi \left( \frac{2\sqrt{m}(\xi-\mu)}{\sqrt{1-4\mu^2}} \right)} &= \frac{1/2 + \xi}{1/2 + \mu} \times \frac{\varphi_\theta(m\xi + m/2)}{\phi \left( \frac{2\sqrt{m}(\xi-\mu)}{\sqrt{1-4\mu^2}} \right)} \\ &> \frac{2}{\sqrt{m(1-4\xi^2)}} e^{-mT(1/2+\xi, 1/2+\mu) + \frac{2m(\xi-\mu)^2}{1-4\mu^2}} \\ &\geq \frac{2}{\sqrt{m(1-4\xi^2)}} e^{-Km\xi^4}, \end{aligned}$$

for some  $K > 16/3$ . Therefore,

$$\bar{\mathbf{B}}_\theta(m/2 + m\xi) \geq \frac{2\sigma}{\sqrt{m(1-4\xi^2)}} e^{-Km\xi^4 + \frac{|\xi-\mu|}{m}} \bar{\Phi} \left( \frac{2\sqrt{m}(\xi-\mu)}{\sqrt{1-4\mu^2}} \right) \gtrsim \bar{\Phi} \left( \frac{2\sqrt{m}(\xi-\mu)}{\sqrt{1-4\mu^2}} \right)$$

by plugging-in the expression of  $\sigma$  and using  $|\xi-\mu|/m \rightarrow 0$  and the assumption  $m\xi^4 \rightarrow 0$ .  $\square$

Results in Lemmas 23 and 24 lead to the following corollary:

**Corollary 3.** For  $m_1(\theta, w)$  given in (25),  $\theta \in (0, 1)$ , and  $\xi = |\xi_n|$  and  $\nu = |\nu_n|$  for  $\xi_n$  and  $\nu_n$  in (110) and (116) respectively, suppose  $m\xi^4 \rightarrow 0$ ,  $w \rightarrow 0$ , as  $m \rightarrow \infty$ , then for any  $1/2 > \mu \geq \frac{\Lambda}{\sqrt{2m}}$ ,  $\mu = |\theta - 1/2|$  and  $\Lambda > 0$  and some positive constant  $C$ ,

$$\begin{aligned} m_1(\theta, w) &\gtrsim \frac{1}{w} \left( \bar{\mathbf{B}}_\theta(m/2 + m\xi) + \bar{\Phi} \left( \frac{2\sqrt{m}(\xi - |\mu|)}{\sqrt{1-4\mu^2}} \right) T'_m(\mu, w) \right), \\ m_1(\theta, w) &\lesssim \frac{1}{w} \left( \bar{\mathbf{B}}_\theta(m/2 + m\xi) + \bar{\Phi} (2\sqrt{m}(\xi - |\mu|) T_m(\mu, w)) \right). \end{aligned}$$

**Lemma 25.** For  $m_1(\theta, w)$  given in (25),  $\theta \in (0, 1)$ , and  $\xi = |\xi_n|$  given in (110), suppose  $m\xi^4 \rightarrow 0$ ,  $w \rightarrow 0$ , as  $m \rightarrow \infty$ , then for any  $1/2 > \mu \geq (1+\rho)\xi(w)$  with any  $w \leq w_0 \in (0, 1)$  and  $\rho > 0$ , there exists a  $\varepsilon \in (0, 1)$  such that  $m_1(\theta, w) \geq (1-\varepsilon)/w$ .

*Proof.* Let  $a = 1 + \rho/2$ , for  $w$  is small enough, we can write

$$wm_1(\mu, w) = \left\{ \sum_{\tilde{u}=-am\xi}^{am\xi} + \sum_{|\tilde{u}| \geq am\xi} \right\} \frac{w\beta(\tilde{u} + m/2)}{1 + w\beta(\tilde{u} + m/2)} \varphi_\theta(\tilde{u} + m/2)$$

$$\begin{aligned}
&\geq \sum_{|\tilde{u}| \geq am\xi} \frac{w\beta(\tilde{u} + m/2)}{1 + w\beta(\tilde{u} + m/2)} \varphi_\theta(\tilde{u} + m/2) - \sum_{\tilde{u} = -am\xi}^{am\xi} \varphi_\theta(\tilde{u} + m/2) \\
&\geq \frac{w\beta(am\xi + m/2)}{1 + w\beta(am\xi + m/2)} \varphi_\theta(am\xi + m/2) - \mathbf{B}_\theta(am\xi).
\end{aligned}$$

Since  $\mu \geq (1 + \rho)\xi$ , we have  $\varphi_\theta(am\xi + m/2) \rightarrow 1$  when  $w \rightarrow 0$ . If  $w\beta(am\xi + m/2) \rightarrow \infty$ , then the first term in the last display  $\rightarrow 1$ . Let us denote the second term in the last display as  $\varepsilon$ , we then complete the proof. What remains is to show  $w\beta(am\xi + m/2) \rightarrow \infty$ . Since  $1/w = \beta(m\xi + m/2)$ ,  $\beta(u) \asymp (g/\phi)(u)$  and  $g(u) = (1 + m)^{-1}$ , using Lemma 37 and then (2) in Lemma 44, we obtain

$$\frac{\beta(am\xi + m/2)}{\beta(m\xi + m/2)} \asymp \frac{\varphi(m\xi + m/2)}{\varphi(am\xi + m/2)} \gtrsim e^{mT(1/2 + a\xi, 1/2) - mT(1/2 + \xi, 1/2)} \geq e^{2(a-1)m\xi^2 + o(1)}.$$

Since  $a > 1$ , the lower bound in the last display goes to  $\infty$  as  $m \rightarrow \infty$ .  $\square$

### 15.3. Comments on the bounds for $\tilde{m}(w)$ and $m_1(\theta, w)$

We briefly comment on the differences in the bounds for  $\tilde{m}_0(w)$  and  $m_1(\theta, w)$  between our model and the Gaussian sequence model studied in CR20, as these bounds play a crucial role in bounding  $\hat{w}$ . Since our prior is conjugate and  $g(x)$  is a constant, bounding  $\tilde{m}_0(w)$  is relatively straightforward compared to the Gaussian sequence model, which uses a heavy tail distribution, so its posterior is intractable. However, bounding  $m_1(\theta, w)$  becomes more challenging in our model as it involves dealing with non-centered binomial distributions with a parameter different from  $1/2$ . In the Gaussian sequence model, the upper and lower bounds for  $m_1(\theta, w)$  are of the same order. In our model, the bounds, as given in Lemma 3, have a different variance in the normal cdf part of each bound. The difference in variances arises when bounding the ratio between two binomial distributions with  $\theta = 1/2$  and  $\theta \neq 1/2$ . The change of the parameter value in a binomial distribution affects both its mean and variance, but it only affects the mean if the distribution is Gaussian.

In the proof, we generally do not recommend approximating a non-centered binomial distribution with a Gaussian, especially when its parameter is further away from  $1/2$ . As indicated by the upper bound in (74) in Lemma 23, an additional price needs to pay to control the approximation error between the two distributions. Since  $\xi \sim \sqrt{\frac{\log(1/w) + \log \sqrt{m}}{2m}}$ , the condition  $\xi \log m \rightarrow 0$  implies  $\log(1/w)(\log m)^2/m \rightarrow 0$  and  $(\log m)^3/m \rightarrow 0$ , which are stronger than  $m \gg (\log n)^2$  used in proving the main results.

### 15.4. Upper bound for $m_2(\theta, w)$

**Lemma 26.** Consider  $m_2(\theta, w)$  as in (26) and let  $\xi = |\xi_n|$  and  $\nu = |\nu_n|$  for  $\xi_n$  and  $\nu_n$  given in (110) and (116) respectively, suppose  $m\xi^4 = o(1)$ ,  $w \asymp s_n/n$  and  $s_n = n^{v_1}$  and  $m = n^{v_2}$  for  $v_1 \in (0, 1)$ , then for any any  $(0, 1) \ni \theta \neq 1/2$ ,

$$m_2(\theta, w) \leq \frac{2}{w^2} \left( \bar{\mathbf{B}}_\theta(m/2 + m\xi) + 4\sqrt{2}\Phi(2\sqrt{m}(\xi - |\mu|)) \right). \quad (95)$$

*Proof.* We split  $m_2(\theta, w)$  into three parts as follows:

$$\begin{aligned} m_2(\theta, w) &= \sum_{|u-m/2| \geq m\xi} \beta(u, w)^2 \varphi_\theta(u) + \sum_{m\nu < |u-m/2| < m\xi} \beta(u, w)^2 \varphi_\theta(u) \\ &\quad + \sum_{|u-m/2| \leq m\nu} \beta(u, w)^2 \varphi_\theta(u) \\ &= (a) + (b) + (c). \end{aligned} \tag{96}$$

As  $\beta(u) \geq 1/w$  on  $\{u : |u - m/2| \geq m\xi\}$ , one obtains

$$(a) \leq \frac{1}{w^2} \sum_{|u-m/2| \geq m\xi} \varphi_\theta(u) \leq \frac{2}{w^2} \bar{\mathbf{B}}_\theta(m/2 + m\xi).$$

Since  $\beta(u) \leq 0$  and  $\beta(u)^2 \leq 1$ , we immediately obtain

$$(c) \leq \sum_{|u-m/2| \leq m\nu} \frac{\beta(u)^2 \varphi_\theta(u)}{(1 - w\beta(m/2))^2} \leq \frac{1}{(1-w)^2} \sum_{|u-m/2| \leq m\nu} \varphi_\theta(u) < \frac{1}{(1-w)^2}.$$

Last, using that  $0 < w\beta(u) < 1$  for  $\{u : |u - m/2| \in (m\nu, m\xi)\}$ ,

$$(b) \leq \frac{2}{w(1-w)^2} \sum_{m\nu < |u-m/2| < m\xi} \beta(u) \varphi_\theta(u) < \frac{8}{w} \sum_{m\nu < |u-m/2| < m\xi} \frac{g(u) \varphi_\theta(u)}{\varphi(u)},$$

which we used  $1 - w > 1/2$  for a sufficiently large  $n$ . Using the same argument as in the proof of Lemma 26, the summation part in the last display can be bounded by (85), and thus, we have

$$(b) \leq \frac{8}{w} \sum_{\bar{u}=m\nu}^{m\xi} g(u) \frac{\varphi_\theta(u)}{\varphi(u)} \leq \frac{8|\xi - \mu|}{w^2 \mu \sqrt{m(1-4\xi^2)}} \bar{\Phi}(2\sqrt{m}(\xi - \mu)). \tag{97}$$

If  $\mu \geq \xi/K$  for some fixed  $K > 0$ , then

$$(b) \leq \frac{8\sqrt{2}K}{w^2 \sqrt{m}} \bar{\Phi}(2\sqrt{m}(\xi - \mu)), \tag{98}$$

which we used  $1 - 4\xi^2 > 1/2$ , as  $\xi \rightarrow 0$  as  $m \rightarrow \infty$ .

Next, consider  $\frac{1}{2m\xi} \leq \mu \leq \xi/K$ , then the ratio  $\frac{|\xi - \mu|}{\mu}$  is at most  $2m\xi^2$ . Then, (97) is bounded by

$$\frac{16m\xi^2}{w^2 \sqrt{m(1-4\xi^2)}} \bar{\Phi}(2\sqrt{m}(\xi - \mu)) \leq \frac{8\sqrt{2}}{w^2} \bar{\Phi}(2\sqrt{m}(\xi - \mu)),$$

as  $2m\xi^2 \sim \log(n/s_n) + \log(\sqrt{m}) \sim \log n \ll \sqrt{m}$ .

Last, consider  $0 < \mu < \frac{1}{2m\xi}$ , (86) in the proof of Lemma 23 shows that

$$\sum_{m\nu \leq |u-m/2| \leq m\xi} \beta(u) \varphi_\theta(u) \lesssim 2\zeta e^{\frac{2}{1-4\mu^2}} \rightarrow 0, \text{ as } \zeta \rightarrow 0.$$

By combining the three cases considered above and summing up the bounds for (a), (b) and (c), using that  $w \rightarrow 0$  as  $n \rightarrow \infty$ , we obtain the upper bound for  $m_2(\theta, w)$ .  $\square$



**Corollary 4.** Consider  $m_1(\theta, w)$  and  $m_2(\theta, w)$  as in (25) and (26) respectively, let  $\xi = |\xi_n|$  and  $\nu = |\nu_n|$  for  $\xi_n$  and  $\nu_n$  given in (110) and (116) respectively, suppose  $m\xi^4 = o(1)$ ,  $w \asymp s_n/n$  and  $s_n = n^{v_1}$  and  $m = n^{v_2}$  for  $v_1 \in (0, 1)$ , then for any  $(0, 1) \ni \theta \neq 1/2$ ,

$$m_2(\theta, w) \lesssim \frac{m_1(\theta, w)}{w}.$$

### 15.5. Controlling $m_1(\theta, w)$ on the set containing relatively small signals

Consider the following set:

$$\mathcal{J}_0 := \mathcal{J}(\theta_0, w, K) = \{1 \leq j \leq n : |\theta_{0,j} - 1/2| \geq \xi(w)/K\}, \quad (99)$$

which is a subset of  $\mathcal{S}_0 = \{1 \leq j \leq n : \theta_{0,j} \neq 1/2\}$ . Define the following two quantities:

$$\mathcal{M}^{\mathcal{S}_0}(w) = \sum_{j \in \mathcal{S}_0} m_1(\theta_{0,j}, w), \quad \mathcal{M}^{\mathcal{J}_0}(w, K) = \sum_{j \in \mathcal{J}_0} m_1(\theta_{0,j}, w),$$

and we will bound the difference between the two quantities in the next lemma. This bound is essential to obtain the uniform FDR control results in Section 4 and a tight concentration bound for the MMLE  $\hat{w}$ .

**Lemma 27.** Consider the set  $\mathcal{J}_0$  given in (99), suppose  $s_n \leq n^{v_1}$  and  $m \geq n^{v_2}$  for some fixed  $v_1 \in (0, 1)$  and  $v_2 \geq \log \log n / \log n$ , then there exists a constant  $D > 0$  depending on  $v_1, v_2$  and some fixed constants  $\Lambda$  and a constant  $K > \left(1 - \sqrt{\frac{v_1}{1+v_1+v_2/2}}\right)^{-1}$  such that for a sufficiently large  $n$ , we have

$$\sup_{\theta_0 \in \ell_0[s_n]} \sup_{w \in [1/n, 1/\log n]} |\mathcal{M}^{\mathcal{S}_0}(w) - \mathcal{M}^{\mathcal{J}_0}(w, K)| \lesssim n^{1-D}.$$

*Proof.* To start, allow us to slightly abuse the notation and denote  $\mathcal{J}_0^c$  such that  $\mathcal{J}_0^c \cup \mathcal{J}_0 = \mathcal{S}_0$ ,

$$\mathcal{J}_0^c = \{1 \leq j \leq n : 0 < |\theta_{0,j} - 1/2| < \xi(w)/K\}.$$

Let  $\mu_{0,j} = \theta_{0,j} - 1/2$ , one can write

$$\begin{aligned} \sum_{j \in \mathcal{J}_0^c} m_1(\theta_{0,j}, w) &= \left\{ \sum_{0 < |\mu_{0,j}| < \frac{1}{2m\xi}} + \sum_{\frac{1}{2m\xi} \leq |\mu_{0,j}| \leq \frac{\Lambda}{\sqrt{2m}}} + \sum_{\frac{\Lambda}{\sqrt{2m}} < |\mu_{0,j}| \leq \frac{\xi(w)}{K}} \right\} m_1(\theta_{0,j}, w) \quad (100) \\ &= (I) + (II) + (III). \end{aligned}$$

First, we bound (I). By Lemma 23, using the fact that  $|\mathcal{J}_0^c| \leq |\mathcal{S}_0| \leq s_n$  and  $C_{\mu_{0,j}} \rightarrow 0$  for any  $\mu_{0,j} < \frac{1}{2m\xi}$ , as  $C_{\mu_{0,j}} = \frac{4\mu_{0,j}^2}{1-4\mu_{0,j}^2} \rightarrow 0$ , let  $\tilde{C} = \max_j C_{\mu_{0,j}}$  and  $C_1 = \max_j \exp(\frac{2}{1-4\mu_{0,j}^2})$ , we thus obtain

$$(I) \lesssim 2C_1 s_n \left( \zeta(w) + \frac{w^{\tilde{C}}}{\sqrt{m}} \right) \leq 2C_1 \left( n^{v_1-v_2/2} \sqrt{\log n} + n^{v_1-v_2/2-\tilde{C}(\log \log n / \log n)} \right)$$

$$\leq 4C_1 n^{v_1 - v_2/2 + \log \log n / (2 \log n)},$$

as  $s_n = n^{v_1}$ ,  $\zeta(w) = \sqrt{-\log w / (2m)}$ ,  $1/n \leq w \leq 1/\log n$ , and  $m = n^{v_2}$ .

Next, we bound (II). By Lemma 23 again and using that  $(2m\xi)^{-1} \leq \mu_{0,j} \leq \Lambda/\sqrt{2m}$  and  $\sqrt{2m}\xi(w) \sim \sqrt{\log(1/w) + \log \sqrt{m}}$ , we obtain

$$\begin{aligned} (II) &\lesssim s_n \max_j \left( \frac{1}{\sqrt{m}|\xi(w) - \mu_{0,j}|} + \frac{1}{(m+1)\mu_{0,j}} \right) e^{-2m(|\mu_{0,j}| - \xi)^2 + 2m\xi^2} \\ &\leq 4s_n \xi(w) e^{2\Lambda\sqrt{2m}\xi(w)} \leq \sqrt{2 \log n} C(v_1, v_2) n^{v_1 - v_2/2} e^{\Lambda C(v_1, v_2) \sqrt{\log n}} \\ &= \sqrt{2} C(v_1, v_2) n^{v_1 - v_2/2 + \Lambda C(v_1, v_2) / \sqrt{\log n} - \log \log n / (2 \log n)} \\ &\leq \sqrt{2} C(v_1, v_2) n^{1 - (1 - v_1 + v_2/2 - \Lambda C(v_1, v_2) / \sqrt{\log n})}, \end{aligned}$$

where  $C(v_1, v_2) = 2\sqrt{1 - v_1 + v_2/2}$ . As  $n \rightarrow \infty$ ,  $\Lambda C(v_1, v_2) / \sqrt{\log n} \rightarrow 0$ .

Last, for  $\Lambda/\sqrt{2m} < \mu_{0,j} \leq \xi(w)/K$ ,  $T_m(\mu_{0,j}, m) \leq (1 - K^{-1})\sqrt{2m}\xi(w)/\Lambda$ . Using that  $s_n/w \leq n^{1+v_1}$ , we obtain

$$\begin{aligned} (III) &\leq 2n \max_j (\bar{\mathbf{B}}_{\theta_0}(m/2 + m\xi(w)) + \bar{\Phi}(2\sqrt{m}(\xi(w) - |\mu_{0,j}|)) T_m(\mu_{0,j}, m)) \\ &\leq 2n \max_j \left( e^{-mT(1/2 + \xi, 1/2 + |\mu_{0,j}|)} + 2\Lambda^{-1}(1 - K^{-1})\sqrt{2m}\xi(w) e^{-2m(\xi - |\mu_{0,j}|)^2} \right) \\ &\leq 4C(\Lambda, K, v_1, v_2) n^{1+v_1} \sqrt{\log n} e^{-2m(\xi - |\mu_{0,j}|)^2}, \end{aligned}$$

as  $mT(1/2 + \xi, 1/2 + |\mu_{0,j}|) \leq 2m(\xi - |\mu_{0,j}|)^2 + 6m\xi^4 \rightarrow 2m(\xi - |\mu_{0,j}|)^2$  by (3) in Lemma 44, as  $m\xi^4 \rightarrow 0$  by assumption. Let  $C_2 = C(\Lambda, K, v_1, v_2)$ , then the upper bound in the last display can be bounded by

$$4C_2 n^{1+v_1} \sqrt{\log n} e^{-2m(1-1/K)^2 \xi^2} \leq 4C_2 n^{(1+v_1)(1-(1-1/K)^2) + \log \log n / (2 \log n) - v_2(1-1/K)^2/2}.$$

Combining the above upper bounds for (I), (II), and (III), for a sufficiently large  $n$ ,

$$(100) \lesssim n^{1 - (1 - v_1 + v_2/2)} + n^{1 + v_1 - (1 + v_1 + v_2/2)(1 - 1/K)^2}.$$

Taking  $D = \min\{1 - v_1 + v_2/2, (1 + v_1 + v_2/2)(1 - 1/K)^2 - v_1\}$ , if  $K > \left(1 - \sqrt{\frac{v_1}{1 + v_1 + v_2/2}}\right)^{-1}$ , then  $D > 0$ , providing that  $v_1$  is bounded away from 1 (this is true as we assume  $w \leq 1/\log n$ ). Thus, (100)  $\lesssim n^{1-D}$ .  $\square$

**Lemma 28.** Consider the set  $\mathcal{J}_0$  given in (99), suppose  $s_n \leq n^{v_1}$  and  $m \geq n^{v_2}$  for some fixed  $v_1 \in (0, 1)$  and  $v_2 \geq \log \log n / \log n$ , then for a sufficiently large  $K > A > 1$  and any  $w \in [n^{-1}, (\log n)^{-1}]$ , if  $n$  is sufficiently large, then

$$\mathcal{M}^{\mathcal{J}_0}(w/A, K) \geq K \mathcal{M}^{\mathcal{J}_0}(w, K)$$

*Proof.* Recall the definition of  $\mathcal{M}^{\mathcal{J}_0}(w, K) = \sum_{j \in \mathcal{J}_0} m_1(\theta_{0,j}, w)$ . By the lower bound of  $m_1(\cdot, w)$  in Lemma 24, we have

$$\begin{aligned} & \mathcal{M}^{\mathcal{J}_0}(w/A, K) \\ & \geq \frac{A}{w} \sum_{j \in \mathcal{J}_0} \left( \bar{\mathbf{B}}_{\theta_{0,j}}(m/2 + m\xi(w/A)) + \bar{\Phi} \left( \frac{2\sqrt{m}(\xi(w/A) - |\mu_{0,j}|)}{\sqrt{1 - 4\mu_{0,j}^2}} \right) T'_m(\mu_{0,j}, w/A) \right) \\ & = (a) + (b). \end{aligned} \quad (101)$$

We need to obtain a lower bound for (a) and (b) respectively. For (a), using that  $\xi(w) < \xi(w/A)$  as long as  $A > 1$  and  $|\theta_{0,j} - 1/2| = |\mu_{0,j}| \geq \xi(w)/K$  for each  $j \in \mathcal{J}_0$ , we have

$$\bar{\mathbf{B}}_{\theta_{0,j}}(m/2 + m\xi(w/A)) = \bar{\mathbf{B}}_{\theta_{0,j}}(m/2 + m\xi(w)) - \sum_{|\tilde{u}|=m\xi(w)}^{m\xi(w/A)} \varphi_{\theta_{0,j}}(m/2 + |\tilde{u}|). \quad (102)$$

By plugging-in the expression of the density function of a binomial distribution, the second term in the last display can be written as

$$\sum_{|\tilde{u}|=m\xi(w)}^{m\xi(w/A)} \varphi_{\theta_{0,j}}(m/2 + |\tilde{u}|) = \sum_{|\tilde{u}|=m\xi(w)}^{m\xi(w/A)} \binom{m}{m/2 + |\tilde{u}|} \theta_{0,j}^{m/2+|\tilde{u}|} (1 - \theta_{0,j})^{m/2-|\tilde{u}|}.$$

By Lemma 37, the last display equals to

$$\sum_{|\tilde{u}|=m\xi(w)}^{m\xi(w/A)} \frac{\sqrt{2}}{\sqrt{\pi m(1 - 4(\tilde{u}/m)^2)}} e^{-mT(1/2+|\tilde{u}|/m, 1/2) + mT(1/2+|\tilde{u}|/m, 1/2+|\mu_{0,j}|) + o(1)}.$$

By Lemma 44 and using  $|\mu_{0,j}| \geq \xi(w)/K$ , the last display is bounded by

$$\sum_{|\tilde{u}|=m\xi(w)}^{m\xi(w/A)} \frac{\sqrt{2}e^{-2m(|\tilde{u}|/m)^2 + Cm(\tilde{u}/m)^4}}{\sqrt{\pi m(1 - 4(\tilde{u}/m)^2)}} \leq \frac{\sqrt{2}e^{-2m\xi^2(w) - Cm\xi^4(w)}}{\sqrt{\pi m(1 - 4\xi^2(w))}} \leq \frac{C' e^{-2m\xi^2(w)}}{\sqrt{m}},$$

where  $C > 16/3$  is a fixed constant and  $C' = \frac{\sqrt{2}e^{-o(1)}}{\sqrt{\pi m(1 - 4\xi^2(w/A))}}$  as  $m\xi^4(w) = o(1)$  by assumption.

Therefore,

$$(a) \geq \frac{1}{w} \sum_{j \in \mathcal{J}_0} \bar{\mathbf{B}}_{\theta_{0,j}}(m/2 + m\xi(w/A)) - \frac{e^{-2m\xi^2(w)}}{\sqrt{mw}}.$$

Since  $2m\xi^2(w) \sim \log(1/w) + \log(m)/2$ , the second term in the last display is  $O(1/m) = o(1)$ .

Next, we derive a lower bound for (b) in (101). By Lemma 29, as  $A > 1$ , we have  $T_m(\mu_{0,j}, w/A) \geq \frac{1}{2}T_m(\mu_{0,j}, w)$ , and thus

$$T'_m(\mu_{0,j}, w/A) = \frac{C_{\mu_{0,j}}}{\mu_{0,j}} \sqrt{\frac{1 - 4\mu_{0,j}^2}{1 - 4\xi^2}} T_m(\mu_{0,j}, w/A) \geq \frac{C_{\mu_{0,j}}}{2\mu_{0,j}} \sqrt{\frac{1 - 4\mu_{0,j}^2}{1 - 4\xi^2}} T_m(\mu_{0,j}, w),$$

where  $C_\mu \leq \exp(\frac{4\mu}{1-4\mu^2}) - 1$ . For a sufficiently large  $m$ ,  $1 - 4\xi^2 \leq 3/4$ , let  $K_{\mu_{0,j}} = \frac{C_{\mu_{0,j}}}{\mu_{0,j}} \sqrt{\frac{1-4\mu_{0,j}^2}{3}}$ , then the last display implies  $T'_m(\mu_{0,j}, w/A) \geq K_{\mu_{0,j}} T_m(\mu_{0,j}, w)$ . In addition, by Lemma 30,  $H_{\mu_{0,j}}(w/A) \geq A^{1/(4K_0)} H_{\mu_{0,j}}(w)$ , where  $H_\mu = \frac{1}{w} \bar{\Phi} \left( \frac{2\sqrt{m}(\xi(w) - |\mu|)}{\sqrt{1-4\mu^2}} \right)$  and a fixed  $K_0 \geq \sqrt{2}/4$ . Therefore,

$$\begin{aligned} (b) &\geq \frac{A^{1/(4K_0)}}{w} \sum_{j \in \mathcal{J}_0} K_{\mu_{0,j}} \bar{\Phi} \left( \frac{2\sqrt{m}(\xi(w) - |\mu_{0,j}|)}{\sqrt{1-4\mu_{0,j}^2}} \right) T_m(\mu_{0,j}, w) \\ &\geq \frac{A^{1/(4K_0)}}{2w} \underline{K}_\mu \sum_{j \in \mathcal{J}_0} \bar{\Phi} \left( \frac{2\sqrt{m}(\xi(w) - |\mu_{0,j}|)}{\sqrt{1-4\mu_{0,j}^2}} \right), \end{aligned}$$

where  $\underline{K}_\mu = \min_j K_{\mu_{0,j}}$ . By combining the lower bounds of (a) and (b), the result follows by letting  $K = A \vee \frac{\underline{K}_\mu A^{1+1/(4K_0)}}{2}$ .  $\square$

**Lemma 29.** Consider  $T_m(\mu, w)$  in (71), for any  $w \in (0, 1)$  and  $\mu_0 > \mu \geq \xi(w)/K_0$ ,  $\mu_0 < 1/2$ , there exists a  $w_0 = w_0(K_0, z)$  such that for all  $w \leq w_0$ ,  $z > 1$ , and  $\mu \geq \xi(w)/K_0$ , we have

$$T_m(\mu, w/z) \geq \frac{T_m(\mu, w)}{2}.$$

*Proof.* By the definition of  $T_m(\mu, w)$ , we have

$$\begin{aligned} \frac{|\xi(w/z) - \mu|}{\mu\sqrt{m(1-4\xi^2(w/z))}} &\geq \frac{|\xi(w) - \mu|}{\mu\sqrt{m(1-4\xi^2(w/z))}} - \frac{|\xi(w) - \xi(w/z)|}{\mu\sqrt{m(1-4\xi^2(w/z))}} \\ &\geq \frac{|\xi(w) - \mu|}{\mu\sqrt{m(1-4\xi^2(w))}} - \frac{|\xi(w) - \xi(w/z)|}{\mu\sqrt{m(1-4\xi^2(w/z))}}, \end{aligned}$$

as  $\xi(w/z) \geq \xi(w)$  for any  $z > 1$ . Since  $\xi(u) \sim \sqrt{\frac{1}{2m}(\log u^{-1} + \log \sqrt{m})}$ ,  $\xi(w/z) \sim \sqrt{\frac{\log z}{2m} + \xi^2(w)}$ . Using that  $\mu \geq \xi(w)/K_0$ , the second term in the last line is bounded by

$$\frac{K_0 \left( \sqrt{\frac{\log z}{2m} + \xi^2(w)} - \xi(w) \right)}{\xi(w)\sqrt{m(1-4\xi^2(w))}} \leq \frac{K_0 \left( \sqrt{\frac{\log z}{\log(1/w)}} \right)}{\sqrt{m(1-4\xi^2(w))}} \rightarrow 0, \text{ as } m \rightarrow \infty.$$

Then for a sufficiently large  $m$ ,  $T_m(\mu, w/z) \geq \frac{|\xi(w) - \mu|}{2\mu\sqrt{m(1-4\xi^2(w))}} = \frac{T_m(\mu, w)}{2}$ .  $\square$

**Lemma 30.** Consider the function

$$H_\mu(w) = \frac{1}{w} \bar{\Phi} \left( \frac{2\sqrt{m}(\xi(w) - \mu)}{\sqrt{1-4\mu^2}} \right), \quad (103)$$

for any  $w \in (0, 1)$  and  $\mu_0 > \mu \geq \xi(w)/K_0$ ,  $\mu_0 < 1/2$ , there exists a  $w_0 = w_0(K_0, z)$  such that for any  $w \leq w_0$ ,  $z > 1$ , and  $\mu \geq \xi(w)/K_0$ , then there exists  $K_0 \geq \sqrt{2}/4$  such that

$$H_\mu(w/z) \geq z^{1/(4K_0)} H_\mu(w).$$

*Proof.* The proof is inspired by the proof of Lemma 19 of CR20, but needs to make a substantial modification for dealing with  $\xi(w)$ . Let  $\Upsilon(u) = \log H_\mu(e^{-u})$ , then the goal is to show the following inequality:

$$\Upsilon(\log(z/w)) - \Upsilon(\log(1/w)) \geq \frac{1}{2K_0} (\log(z/w) - \log(1/w)).$$

By the mean-value theorem, it is then sufficient to show that  $\Upsilon'(u) \geq 1/(2K_0)$  for any  $u \in [\log 1/w, \log z/w]$ . Note that

$$\xi'(w) = -\frac{1}{mw^2\beta'(m/2 + m\xi(w))}.$$

Thus, we have

$$\Upsilon'(u) = 1 - \frac{2e^u}{\beta'(m/2 + m\xi(e^{-u}))\sqrt{m(1-4\mu^2)}} \frac{\phi}{\Phi} \left( \frac{2\sqrt{m}(\xi(e^{-u}) - \mu)}{\sqrt{1-4\mu^2}} \right). \quad (104)$$

Also, we have

$$\beta'(x) = (\beta(x) + 1)(\Psi(x+1) - \Psi(m-x+1)) := (\beta(x) + 1)Q(x),$$

where  $\Psi(x+1) = \frac{d}{dx} \log \Gamma(x+1)$ ,  $\Gamma(\cdot)$  is the gamma function, and using that  $\beta(m/2 + m\xi(w)) = 1/w$  by Lemma 32, we have

$$\beta'(m/2 + m\xi(e^{-u})) = (\beta(m/2 + m\xi(e^{-u})) + 1)Q(m/2 + m\xi(e^{-u})) = Q(m/2 + m\xi(e^{-u}))(e^{-u} + 1).$$

By plugging-in the above expression into (104) and let  $C_m(\mu) = \frac{2}{\sqrt{m(1-4\mu^2)}}$ , one obtains

$$\Upsilon'(u) = 1 - \frac{C_m(\mu)e^u}{(1+e^u)Q(m/2 + m\xi(e^{-u}))} \frac{\phi}{\Phi} \left( \frac{2\sqrt{m}(\xi(e^{-u}) - \mu)}{\sqrt{1-4\mu^2}} \right). \quad (105)$$

One needs to further bound the function  $Q(\cdot)$ . Using the mean-value theorem again, then, there exist  $\xi^* \in [-\xi, \xi]$  such that

$$Q(m/2 + m\xi(x)) = \Psi(m/2 - m\xi(x) + 1) - \Psi(m/2 + m\xi(x) + 1) = 2m\xi(x)\Psi'(m/2 + m\xi^*(x) + 1).$$

Using Stirling's approximation,  $\Gamma(x+1) \sim \sqrt{2\pi}e^{(x+1/2)\log x - x}$  for a sufficiently large  $x$ . We thus have

$$\Psi(x+1) \sim \log x + \frac{1}{2x}, \quad \text{and} \quad \Psi'(x+1) \sim \frac{1}{x} - \frac{1}{2x^2}.$$

Therefore, there exists a sufficiently large  $u$  such that  $Q(m/2 + m\xi(e^{-u})) \sim 4\xi(e^{-u})$ . By plugging this bound into (105), one then arrives at

$$\Upsilon'(u) = 1 - \frac{C_m(\mu)e^u}{4\xi(e^{-u})(1+e^u)} \frac{\phi}{\Phi} \left( \frac{2\sqrt{m}(\xi(e^{-u}) - \mu)}{\sqrt{1-4\mu^2}} \right). \quad (106)$$

Since the map  $u \rightarrow e^u(1+e^u)^{-1}$  has limit 1 as  $u, m \rightarrow \infty$ , for large enough  $u, m$ ,  $e^u(1+e^u)^{-1} \leq 1 + \epsilon$  for some  $\epsilon > 0$  to be specify later. Using the lower bound in Lemma 50, if  $\mu < \xi(e^{-u}) - 1$ , then

$$\begin{aligned} \frac{C_m(\mu)}{4\xi(e^{-u})} \frac{\phi}{\bar{\Phi}} \left( \frac{2\sqrt{m}(\xi(e^{-u}) - \mu)}{\sqrt{1-4\mu^2}} \right) &\leq \frac{C_m(\mu)}{4\xi(e^{-u})} \frac{1 + \frac{4m(\xi(e^{-u}) - \mu)^2}{1-4\mu^2}}{\frac{2\sqrt{m}(\xi(e^{-u}) - \mu)}{\sqrt{1-4\mu^2}}} \\ &= \frac{1}{4m\xi(e^{-u})(\xi(e^{-u}) - \mu)} + \frac{\xi(e^{-u}) - \mu}{\xi(e^{-u})(1-4\mu^2)}. \end{aligned}$$

The first term in the last display  $\rightarrow 0$  as  $m \rightarrow \infty$ . Using the assumption  $\xi(w) - 1 > \mu \geq \xi(w)/K_0$  for a sufficiently large  $K_0$ , the second term in the last display is bounded by

$$\frac{\xi(e^{-u}) - \mu}{(1-4\xi^2(e^{-u}))\xi(e^{-u})} \leq \frac{1+\epsilon}{1-4\xi^2(w)} \left(1 - \frac{1}{K_0}\right).$$

When  $\mu \geq \xi(e^{-u}) - 1$ ,

$$\frac{C_m(\mu)}{4\xi(e^{-u})} \frac{\phi}{\bar{\Phi}} \left( \frac{2\sqrt{m}(\xi(e^{-u}) - \mu)}{\sqrt{1-4\mu^2}} \right) \leq \frac{\phi(0)}{2\sqrt{m}\xi(e^{-u})\sqrt{1-4\mu^2}} \left( \bar{\Phi} \left( \frac{2\sqrt{m}}{\sqrt{1-4\mu^2}} \right) \right)^{-1}. \quad (107)$$

Using Lemma 50 again,

$$\bar{\Phi} \left( \frac{2\sqrt{m}}{\sqrt{1-4\mu^2}} \right) \geq \frac{2\sqrt{m}}{\sqrt{1-4\mu^2}} \left(1 + \frac{4m}{1-4\mu^2}\right)^{-1} \phi \left( \frac{2\sqrt{m}}{\sqrt{1-4\mu^2}} \right),$$

and then,

$$(107) \geq \frac{\phi(0)}{2\sqrt{2\pi}m\xi(w)} \exp \left( -\frac{2m}{1-4\mu^2} \right) \rightarrow 0, \text{ as } m \rightarrow \infty,$$

providing that  $\mu \leq \mu_0$  is bounded away from  $1/2$ . Now combining the upper bound for each case (either  $\mu \geq \xi(e^{-u}) - 1$  or  $\mu \leq \xi(e^{-u}) - 1$ ), we obtain

$$1 - \Upsilon'(u) \leq (1+\epsilon) \left(1 + \frac{4\xi^2(w)}{1-4\xi^2(w)} - \frac{1}{K_0}\right).$$

For a sufficiently large  $m$ , since  $\xi(w) \rightarrow 0$ , if choosing  $\epsilon^{-1} = 4K_0 - 2$  for an  $K_0 \geq \sqrt{2}/4$ , then

$$1 - \Upsilon'(u) \leq (1+\epsilon) \left(1 - \frac{1}{2K_0}\right) = 1 - \frac{1}{4K_0},$$

which implies  $\Upsilon'(u) \geq \frac{1}{4K_0}$ . The proof is thus completed.  $\square$

## 16. Analyzing $\beta(u)$

**Lemma 31.**  $\beta(x) = (g/\varphi)(x) - 1$  is non-decreasing on  $x \in [m/2, m]$  and non-increasing on  $x \in [0, m/2]$ .

*Proof.* By plugging the expressions of  $g(x)$  and  $\varphi(x)$ , we obtain

$$d\beta(x)/du = d(g/\varphi)(x)/dx = \frac{2^m}{m+1} \cdot \frac{d\binom{m}{x}}{dx} = \frac{2^m d(\Gamma(x+1)\Gamma(m-x+1))/dx}{(m+1)\Gamma(m+1)}.$$

We now show  $d\beta(x)/dx \geq 0$ . By calculation,

$$\frac{d\Gamma(x+1)\Gamma(m-x+1)}{dx} = \Gamma(x+1)\Gamma(m-x+1) [\Gamma'(x+1) - \Gamma'(m-x+1)],$$

where  $\Gamma'(\cdot)$  is the derivation of  $\Gamma(\cdot)$ . The last display is non-negative for  $x \in [m/2, m]$  because  $\Gamma'(x+1) \geq \Gamma'(m-x+1)$  for  $x \in [m/2, m]$ , as  $\Gamma'(x+1)$  is a monotone increasing function,  $\Gamma'(m-x+1)$  is a monotone decreasing function, and  $\Gamma'(x+1) = \Gamma'(m-x+1)$  if and only if  $x = m/2$ . Thus, we verified that  $d(g/\varphi)(x)/dx \geq 0$  and hence,  $\beta(x)$  is non-decreasing for  $x \in [m/2, m]$ . In particular, when  $x > m/2$ ,  $\beta(x)$  is a strictly increasing function. Since  $\varphi(x)$  is symmetric at  $m/2$ , we also have that  $\beta(x)$  is non-increasing on  $[0, m/2)$ .  $\square$

**Lemma 32.** *Define  $\beta(u) = (g/\varphi)(u) - 1$ , let  $\xi$  be the solution of  $\beta(m/2 + m\xi) = 1/w$  for  $w \in (0, 1)$ , then there exists a fixed  $\xi_\circ \in (0, 1/2)$  such that for any  $|\xi| \leq \xi_\circ$ ,*

$$2m\xi^2 \leq \log(1 + 1/w) + \log\left(\frac{\sqrt{2}(1+m)}{\sqrt{\pi m(1-4\xi_\circ^2)}}\right) + \frac{1}{12m}, \quad (108)$$

$$2m\xi^2 \geq \left[ \log(1 + 1/w) + \log\left(\frac{\sqrt{2}(1+m)}{\sqrt{\pi m}}\right) \right] \left(1 + \frac{8\xi_\circ^2}{3(1-4\xi_\circ^2)^2}\right)^{-1}. \quad (109)$$

If  $\xi = \xi_n$  and  $m\xi_n^4 \rightarrow 0$ , as  $m \rightarrow \infty$ , then

$$|\xi_n| \sim \sqrt{\frac{\log(1 + 1/w) + \log\left(\frac{\sqrt{2}(m+1)}{\sqrt{\pi m}}\right)}{2m}}. \quad (110)$$

*Proof.* By definition,  $\beta(m/2 + m\xi) = 1/w$  implies  $(g/\varphi)(m/2 + m\xi) = 1 + 1/w$ . By plugging-in  $g(x) = (1+m)^{-1}$  and  $\varphi(x) = \text{Bin}(m, 1/2)$  and then taking the logarithm of both sides, we obtain

$$-\log(1 + 1/w) = \log(1+m) + \log\left(\frac{m}{m/2 + m\xi}\right) - 2\log m. \quad (111)$$

Without loss of generality, we assume  $0 \leq \xi < 1/2$ , as the binomial coefficient is symmetric at  $m/2$ , by Lemma 37, we have

$$\frac{\sqrt{2}e^{-mT(1/2+\xi, 1/2)+2\log m}}{\sqrt{\pi m(1-4\xi^2)}} \leq \binom{m}{m/2 + m\xi} \leq \frac{\sqrt{2}e^{-mT(1/2+\xi, 1/2)+2\log m + \omega(\xi)}}{\sqrt{\pi m(1-4\xi^2)}}, \quad (112)$$

where  $\omega(\xi) \leq (12m)^{-1}$ . Apply (2) in Lemma 44, we further obtain

$$2\xi^2 \leq T(1/2 + \xi, 1/2) \leq 2\xi^2 + \frac{16\xi^4}{3(1-4\xi^2)^2}. \quad (113)$$

We now use the bounds in (112) and (113) to bound (111) and then rearranging terms on both sides. Using that  $\xi \leq \xi_\circ$ , we then arrive at

$$2m\xi^2 \leq \log(1 + 1/w) + \log\left(\frac{\sqrt{2}(1+m)}{\sqrt{\pi m(1-4\xi_\circ^2)}}\right) + \frac{1}{12m}.$$

and

$$2m\xi^2 \left(1 + \frac{8\xi^2}{3(1-4\xi^2)^2}\right) \geq \log(1 + 1/w) + \log\left(\frac{\sqrt{2}(1+m)}{\sqrt{\pi m}}\right).$$

Using that  $\frac{\xi^2}{(1-4\xi^2)^2} \leq \frac{\xi_\circ^2}{(1-4\xi_\circ^2)^2}$ , we obtain the lower bound.

If  $m\xi_n^4 = o(1)$ , then (113) implies  $T(1/2 + \xi_n, 1/2) \sim 2\xi_n^2$ . Also  $1 - 4\xi_n^2 \sim 1$ . Thus, we have

$$2m\xi_n^2 \sim \log(1 + 1/w) + \log\left(\frac{\sqrt{2}(1+m)}{\sqrt{\pi m}}\right),$$

which implies (110).  $\square$

**Lemma 33.** Let  $\beta(u) = (g/\varphi)(u) - 1$  where  $g(u) = 1/(m+1)$  and  $\varphi(u) = \text{Bin}(u; m, 1/2)$ , then

$$\frac{\sqrt{\pi m}}{\sqrt{2}(m+1)(1+(12m)^{-1})} - 1 \leq \beta\left(\frac{m}{2}\right) \leq \frac{\sqrt{\pi m}}{\sqrt{2}(m+1)} - 1.$$

If  $m \rightarrow \infty$ , then  $\beta(m/2) + 1 \sim \frac{\sqrt{\pi m}}{\sqrt{2}(m+1)}$ .

*Proof.* Since  $\varphi(m/2) = \binom{m}{m/2}2^{-m}$ , by Lemma 37 and Lemma 44, we obtain  $\sqrt{2/(\pi m)}\varphi(m/2) \leq \sqrt{2/(\pi m)}e^{\omega(0)}$  for  $\omega(s)$  given in Lemma 37. In fact, from the proof of that lemma, we have  $\omega(0) \leq (12m)^{-1}$ , which implies  $e^{\omega(0)} \leq (1 + (12m)^{-1}) \rightarrow 1$  as  $m \rightarrow \infty$ . We thus obtain the bound for  $\beta(m/2)$  using the bounds for  $\varphi(m/2)$ .  $\square$

Because the bounds for the binomial coefficient in Lemma 37 is sharp, one could also derive the sharp boundary for  $x$  when  $\beta(x) = 0$ . The next lemma presents the boundary.

**Lemma 34.** Define  $\beta(x) = (g/\varphi)(x) - 1$ , let  $\nu_n$  be the solution of  $\beta(m/2 + m\nu_n) = 0$ , there exists a fixed  $\nu_\circ \in (0, 1/2)$  such that for  $|\nu_n| < \nu_\circ$ ,

$$2m\nu_n^2 \leq \log\left(\frac{\sqrt{2}(1+m)}{\sqrt{\pi m(1-4\nu_\circ^2)}}\right) + \frac{1}{12m}, \quad (114)$$

$$2m\nu_n^2 \geq \left[\log\left(\frac{\sqrt{2}(1+m)}{\sqrt{\pi m}}\right)\right] \left(1 + \frac{8\nu_\circ^2}{3(1-4\nu_\circ^2)^2}\right)^{-1}. \quad (115)$$

In particular, if  $m\nu_n^4 \rightarrow 0$  as  $m \rightarrow \infty$ , then

$$|\nu_n| \sim \sqrt{\frac{1}{2m} \log\left(\frac{\sqrt{2}(m+1)}{\sqrt{\pi m}}\right)}. \quad (116)$$



*Proof.* The proof is essentially the same as that Lemma 32, expect that one needs to replace  $-\log(1 + 1/w)$  in that lemma with 0,  $\xi_n$  with  $\nu_n$ , and  $\xi_\circ$  with  $\nu_\circ$ .  $\square$

In Figure 4, we plot the relation between  $(g/\phi)(x)$  and 1. As binomial is a discrete distribution, we apply linear interpolation between points. The blue dash line indicates the threshold, which is the intersection between the two functions, and the red solid line represents its approximated value from (116). We made three plots in the figure, representing values from  $m = 6, 10,$  and  $30,$  respectively. We observe that  $\nu_n$  is already close to the threshold when  $m = 6$ . Of course, as  $m$  increases, the two values become closer. They almost overlap when  $m = 30$ .

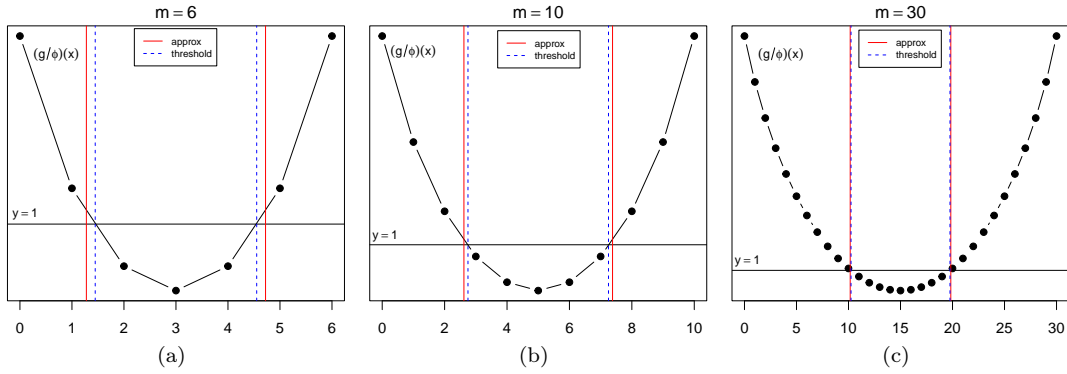


FIGURE 4. Plot of the function  $(g/\varphi)(x)$  for choosing (a)  $m = 6,$  (b)  $m = 10,$  and (c)  $m = 30.$  The blue dashed line indicates the exact value of  $x$  when  $(g/\varphi)(x) = 1$  and the red solid line its approximated value,  $\nu_n,$  in Lemma 34.

**Lemma 35.** Define  $\beta(x) = (g/\varphi)(x) - 1,$  let  $\nu_n$  be the solution of  $\beta(m/2 + m\nu_n) = 0$  and  $\xi_n(w)$  be the solution of  $\beta(m/2 + m\xi_n) = 1/w,$  for  $\zeta_n(w)$  given in (10), if  $m\xi_n^4 \rightarrow 0$  as  $m \rightarrow \infty,$  then for any  $w \in (0, 1),$

$$\xi_n^2(w) \sim \nu_n^2 + \zeta_n^2(w).$$

*Proof.* One can easily prove the result by using the asymptotic bounds for  $\xi_n^2(w)$  and  $\nu_n^2(w)$  in Lemmas 32 and 34 respectively.  $\square$

**Lemma 36.** Given  $\beta(x) = (g/\varphi)(x) - 1,$  for a sufficiently large  $m,$  for  $x \in [m/2 - m\nu_n, m/2 + m\nu_n]$  for  $\nu_n$  given in Lemma 34,  $-1 < \beta(x) \leq 0.$

*Proof.* By Lemma 31,  $\beta(x)$  is a monotone increasing function for  $x \in [m/2, m],$  and by Lemma 34, we thus have  $\beta(u) \leq 0.$  We also have  $\beta(m/2) \leq \beta(x) \leq \beta(m/2 + m\nu_n).$  Since  $\beta(x)$  is symmetric at  $m/2,$  the same inequality holds for  $x = m/2 - m\nu_n.$  From Lemma 37,  $\sqrt{\frac{2}{\pi m}} \leq \phi(m/2) \leq \sqrt{\frac{2}{\pi m}} e^{\omega(\nu_n)},$  where the expression for  $\omega(\nu_n)$  is given in Lemma 37, and  $\omega(\nu_n) \rightarrow 0$  as

$m \rightarrow \infty$ . Therefore,

$$0 < \frac{\sqrt{\pi m}}{(m+1)\sqrt{2}} e^{-\omega(\nu_n)} \leq \beta(m/2) + 1 \leq \frac{\sqrt{\pi m}}{(m+1)\sqrt{2}}.$$

The lower bound above implies  $\beta(m/2) > -1$ .  $\square$

### 17. Proof of Proposition 1

Since  $\text{FDR}(\theta_0, \mathbb{T}) = \mathbb{E}_{\theta_0} \text{FDP}(\theta_0, \varphi)$  and  $\text{FNR}(\theta_0, \mathbb{T}) = \mathbb{E}_{\theta_0} \text{FNP}(\theta_0, \varphi)$ , where

$$\text{FDP}(\theta_0, \mathbb{T}) = \frac{\sum_{j=1}^n \mathbb{1}\{\theta_{0,j} = 1/2\} \mathbb{T}_j}{1 \vee \sum_{j=1}^n \mathbb{T}_j}, \quad \text{FNP}(\theta_0, \mathbb{T}) = \frac{\sum_{j=1}^n \mathbb{1}\{\theta_{0,j} \neq 1/2\} (1 - \mathbb{T}_j)}{1 \vee s_n},$$

are the false discovery proportion and the false negative proportion respectively and  $\mathbb{T}_j := \mathbb{T}_j(x)$  is the test function;  $\mathbb{T}_j = 0$  if  $\theta_{0,j} = 1/2$  and  $\mathbb{T}_j = 1$  if otherwise for each  $j \in \{1, \dots, p\}$ . Therefore, by the definition of  $\mathfrak{R}(\theta_0, \varphi)$  in (13), we have

$$\mathfrak{R}(\theta_0, \varphi) = \mathbb{E}_0(\text{FDP}(\theta_0, \mathbb{T}) + \text{FNP}(\theta_0, \mathbb{T})) = \int P_{\theta_0}(\text{FDP}(\theta_0, \mathbb{T}) + \text{FNP}(\theta_0, \mathbb{T}) \geq q) dq. \quad (117)$$

Let's first prove the following: for any  $\epsilon \in (0, 1)$  and  $s_n > 0$ , there exists  $d_{n,\epsilon}$  such that  $md_{n,\epsilon}^2 = \bar{\mathbf{B}}^{-1}((1 + \epsilon^{-1})s_n/(n - s_n)) - \bar{\mathbf{B}}^{-1}(\epsilon/4)$  such that

$$\sup_{\mathbb{T} \in \mathcal{T}} \sup_{\theta_0 \in \Theta_0^-[s_n; d_{n,\epsilon}]} (P_{\theta_0}(\text{FDP}(\theta_0, \mathbb{T}) + \text{FNP}(\theta_0, \mathbb{T}) \leq 1 - \epsilon)) \leq 3e^{-s_n \epsilon/6}, \quad (118)$$

for the set

$$\Theta_0^-[s_n; d_n] = \{\theta \in \ell_0[s_n] : |\theta_{0,j}| \leq d_n, |S_\theta| = s_0\},$$

for any  $d_n \geq 0$  (possibly  $d_n \rightarrow 0$  as  $n \rightarrow \infty$ .)

To prove (118), we first obtain a lower bound for FDP. Let  $\delta$  and  $\tau$  be arbitrary positive numbers and  $|\theta_{0,j} - 1/2| \leq d_{n,\epsilon}$ , then

$$\begin{aligned} \text{FDP}(\theta_0, \mathbb{T}) &= \frac{s_n^{-1} \sum_{j=1}^n \mathbb{1}\{\theta_{0,j} = 1/2, |X_j - m/2| > m\tau\}}{1 + s_n^{-1} \sum_{j=1}^n \mathbb{1}\{\theta_{0,j} = 1/2, |X_j - m/2| > m\tau\}} \\ &\geq 1 - \left( \frac{1}{s_n} \sum_{j=1}^n \mathbb{1}\{\theta_{0,j} = 1/2, |X_j - m/2| > m\tau\} \right)^{-1}. \end{aligned} \quad (119)$$

Let  $\mathcal{A} = \{\tau : \tau \leq d_{n,\epsilon} + \delta\}$ , then  $\text{FDP}(\theta_0, \mathbb{T}) \geq \text{FDP}(\theta_0, \varphi) \mathbb{1}_{\mathcal{A}}$  and

$$\begin{aligned} \text{FDP}(\theta_0, \mathbb{T}) \mathbb{1}_{\mathcal{A}} &\geq 1 - \left( \frac{1}{s_n} \sum_{j=1}^n \mathbb{1}\{\theta_{0,j} = 1/2, |X_j - m/2| > m(d_{n,\epsilon} + \delta)\} \right)^{-1} \\ &\geq 1 - \max \left\{ \left( \frac{1}{s_n} \sum_{j=1}^n \mathbb{1}\{\theta_{0,j} = 1/2, X_j > m/2 + m(d_{n,\epsilon} + \delta)\} \right)^{-1}, \right. \end{aligned} \quad (120)$$

$$\left( \frac{1}{s_n} \sum_{j=1}^n \mathbb{1}\{\theta_{0,j} = 1/2, X_j < m/2 - m(d_{n,\epsilon} + \delta)\} \right)^{-1}. \quad (121)$$

The lower bound for the FNP can be obtained similarly, let's write

$$\begin{aligned} \text{FNP}(\theta_0, \mathbb{T}) &= \frac{1}{s_n} \sum_{i=1}^n \mathbb{1}\{\theta_{0,i} \neq 1/2\} (1 - \mathbb{T}_i) \\ &= \frac{1}{s_n} \sum_{j=1}^n \mathbb{1}\{\theta_{0,j} \neq 1/2, -m\tau < X_j - m/2 < m\tau\} \\ &= \frac{1}{s_n} \sum_{j=1}^n \mathbb{1}\{\theta_{0,j} \neq 1/2, -m(\tau + \theta_{0,j}) < X_j - m\theta_{0,j} - m/2 < m(\tau + \theta_{0,j})\} \\ &\geq \frac{1}{s_n} \sum_{j=1}^n \mathbb{1}\{\theta_{0,j} \neq 1/2, -m(\tau - d_{n,\epsilon}) < X_j < m(\tau - d_{n,\epsilon})\}, \end{aligned}$$

as  $|\theta_{0,j} - 1/2| < d_{n,\epsilon}$  by assumption. Consider the event  $\mathcal{A}^c = \{\tau : \tau > d_{n,\epsilon} + \delta\}$ , we have

$$\text{FNP}(\theta_0, \mathbb{T}) \geq \text{FNP}(\theta_0, \mathbb{T}) \mathbb{1}_{\mathcal{A}^c} \geq \frac{1}{s_n} \sum_{j=1}^n \mathbb{1}\{\theta_{0,j} \neq 1/2, |X_j - m\theta_{0,j}| < m\delta\}. \quad (122)$$

By combining the lower bounds in (120)–(122), one obtains

$$\begin{aligned} &\text{FDP}(\theta_0, \mathbb{T}) + \text{FNP}(\theta_0, \mathbb{T}) \\ &\geq \min \left\{ \frac{1}{s_n} \sum_{j=1}^n \mathbb{1}\{\theta_{0,j} \neq 1/2, |X_j - m\theta_{0,j}| < m\delta\}, \right. \\ &\quad \left( 1 - \frac{1}{s_n} \sum_{j=1}^n \mathbb{1}\{\theta_{0,j} = 1/2, X_j > m/2 + m(d_{n,\epsilon} + \delta)\} \right)^{-1}, \\ &\quad \left. \left( 1 - \frac{1}{s_n} \sum_{j=1}^n \mathbb{1}\{\theta_{0,j} = 1/2, X_j < m/2 - m(d_{n,\epsilon} + \delta)\} \right)^{-1} \right\}. \end{aligned}$$

For any  $\epsilon \in (0, 1)$ , we then have

$$\begin{aligned} &P_{\theta_0} (\text{FDP}(\theta_0, \mathbb{T}) + \text{FNP}(\theta_0, \mathbb{T}) \leq 1 - \epsilon) \\ &\leq P_{\theta_0} \left( \frac{1}{s_n} \sum_{j:\theta_{0,j} \neq 1/2} \mathbb{1}\{|X_j - m\theta_{0,j}| < m\delta\} \leq 1 - \epsilon \right) \end{aligned} \quad (123)$$

$$+ 2P_{\theta_0} \left( \frac{1}{s_n} \sum_{j:\theta_{0,j} = 1/2} \mathbb{1}\{X_j - m/2 \geq m(d_{n,\epsilon} + \delta)\} \leq \frac{1}{\epsilon} \right). \quad (124)$$

If choosing  $\epsilon = 2\bar{\mathbf{B}}(m\delta)$ ,  $\bar{\mathbf{B}}(m\delta) = P(|X_j - m\theta_{0,j}| \geq m\delta)$ , (123) can be bounded by

$$P_{\theta_0} \left( \frac{1}{s_n} \sum_{j:\theta_{0,j} \neq 1/2} \mathbb{1}\{|X_j - m\theta_{0,j}| < m\delta\} \leq 1 - \epsilon \right)$$

$$\begin{aligned}
&= P_{\theta_0} \left( \sum_{j:\theta_{0,j} \neq 1/2} \mathbb{1}\{|X_j - m\theta_{0,j}| \geq m\delta\} \geq s_n \epsilon \right) \\
&= P_{\theta_0} \left( \sum_{j:\theta_{0,j} \neq 1/2} (\mathbb{1}\{|X_j - m\theta_{0,j}| \geq m\delta\} - \bar{\mathbf{B}}(m\delta)) \geq s_n \epsilon / 2 \right). \tag{125}
\end{aligned}$$

Applying the Bernstein's inequality in Lemma 48 with  $V = \sum_{j:\theta_{0,j} \neq 1/2} \text{Var}(\mathbb{1}\{|X_j - m\theta_{0,j}| > m\delta\}) \leq s_n \bar{\mathbf{B}}(m\delta) = s_n \epsilon / 2$ ,  $A = s_n \epsilon / 2$  and  $M \leq 1$ , (125) can be bounded by

$$\exp\left(-\frac{s_n^2 \epsilon^2}{8(V + s_n \epsilon / 6)}\right) \leq \exp\left(-\frac{s_n^2 \epsilon^2}{4(s_n \epsilon + s_n \epsilon / 3)}\right) = \exp\left(-\frac{3s_n \epsilon}{16}\right),$$

One then can bound (124) using a similar strategy: first, subtracting  $\bar{\mathbf{B}}(md_{n,\epsilon} + m\delta)$  on both sides, we have

$$2P_{\theta_0} \left( \sum_{j:\theta_{0,j} = 1/2} (\mathbb{1}\{X_j - m/2 \geq m(d_{n,\epsilon} + \delta)\} - \bar{\mathbf{B}}(md_{n,\epsilon} + m\delta)) \leq \frac{s_n}{\epsilon} - (n - s_n) \bar{\mathbf{B}}(md_{n,\epsilon} + m\delta) \right).$$

We now choose  $d_{n,\epsilon}$  such that  $(n - s_n) \bar{\mathbf{B}}(md_{n,\epsilon} + m\delta) = s_n / \epsilon + s_n$  (since  $\epsilon = 2\bar{\mathbf{G}}(m\delta) = 4\bar{\mathbf{B}}(m\delta)$ ) implies  $\delta = \bar{\mathbf{B}}^{-1}(\epsilon/4)/m$ , we have  $md_{n,\epsilon} = \bar{\mathbf{B}}^{-1}\left(\frac{s_n}{n-s_n}(1 + \epsilon^{-1})\right) - \bar{\mathbf{B}}^{-1}(\epsilon/4)$ . Then, the last display is bounded by

$$\begin{aligned}
&2P_{\theta_0} \left( \sum_{j:\theta_{0,j} = 1/2} (\mathbb{1}\{X_j - m/2 \geq m(a_n + \delta)\} - \bar{\mathbf{B}}(a_n + \delta)) \leq -s_n \right) \\
&\leq 2 \exp\left(-\frac{s_n^2}{2(2s_n/\epsilon + s_n/3)}\right) = 2e^{-3s_n \epsilon / 14},
\end{aligned}$$

which we used the Bernstein's inequality. By combining the lower bounds for (123) and (124) gives

$$\sup_{\mathbb{T} \in \mathcal{T}} \sup_{\theta_0 \in \Theta_0^- [s_n, d_{n,\epsilon}]} P_{\theta_0}(\text{FDP}(\theta_0, \mathbb{T}) + \text{FNP}(\theta_0, \mathbb{T}) \leq 1 - \epsilon) \leq e^{-3s_n \epsilon / 16} + 2e^{-3s_n \epsilon / 14} \leq 3e^{-s_n \epsilon / 6}.$$

We thus verified (118). We now ready to obtain a lower bound for (117). By taking the integral with respect to  $\epsilon \geq 1/t_n$  for some  $t_n \rightarrow \infty$ , we have

$$\inf_{\mathbb{T} \in \mathcal{T}} \inf_{\theta_0 \in \Theta_0^- [s_n, d_{n,\epsilon}]} P_{\theta_0}(\text{FDP}(\theta_0, \mathbb{T}) + \text{FNP}(\theta_0, \mathbb{T}) > 1 - \epsilon) > 1 - 3e^{-s_n \epsilon / 6}.$$

Let  $q = 1 - \epsilon$  and choose  $b_n$  such that

$$mb_n = \bar{\mathbf{B}}^{-1}\left((t_n + 1) \frac{s_n}{n - s_n}\right) - \bar{\mathbf{B}}^{-1}\left(\frac{1}{4t_n}\right), \tag{126}$$

we obtain

$$\inf_{\mathbb{T} \in \mathcal{T}} \inf_{\theta_0 \in \Theta_0^- [s_n; b_n]} \mathfrak{R}(\theta_0, \mathbb{T})$$

$$\begin{aligned}
 &= \inf_{\mathbb{T} \in \mathcal{T}} \inf_{\theta_0 \in \Theta_0^-[s_n; b_n]} \int P_{\theta_0}(\text{FDP}(\theta_0, \mathbb{T}) + \text{FNP}(\theta_0, \mathbb{T}) > 1 - \epsilon) d(1 - \epsilon) \\
 &\geq \inf_{\mathbb{T} \in \mathcal{T}} \inf_{\theta_0 \in \Theta_0^-[s_n; b_n]} \int (1 - 3e^{-s_n \epsilon/6}) d(1 - \epsilon) \\
 &\geq \inf_{\mathbb{T} \in \mathcal{T}} \inf_{\theta_0 \in \Theta_0^-[s_n; b_n]} \int_0^{1-1/t_n} (1 - 3e^{-s_n(1-y)/6}) dy \\
 &\geq 1 - 1/t_n - 18/s_n.
 \end{aligned}$$

One needs to choose  $t_n \rightarrow \infty$  but not too large, as otherwise, (126) will be negative. Using Lemma 43,  $s_n/n \rightarrow 0$ ; also,  $m\varepsilon^4 = \log^2(2 \log(n/s_n))/m \leq 4(1 - v_1)^2 \log^2 n/m \rightarrow 0$  as  $\varepsilon \sim \sqrt{2 \log(n/s_n)/m} = \sqrt{2(1 - v_1) \log n/m}$  and  $m \gg \log^2 n$  by assumption, (126) implies

$$b_n \sim \sqrt{\frac{\log(n/s_n - 1) - \log(1 + t_n)}{2m}} - \sqrt{\frac{\log 4t_n}{2m}}.$$

Choosing  $t_n = \log(n/s_n)$ , then  $t_n \rightarrow \infty$  and  $\log(t_n) = \log \log(n/s_n) = o(\log(n/s_n))$ . Thus  $1 - t_n^{-1} - 18s_n^{-1} \rightarrow 1$  and  $b_n \sim \sqrt{\log(n/s_n)/(2m)}$  for a sufficiently large  $n/s_n$  and  $m$ .

Combining the above results, we obtain

$$\begin{aligned}
 &\liminf_{n \rightarrow \infty} \inf_{\mathbb{T} \in \mathcal{T}} \sup_{\theta_0 \in \Theta_0[s_n, a]} (\text{FDR}(\theta_0, \mathbb{T}) + \text{FNR}(\theta_0, \mathbb{T})) \\
 &\geq \liminf_{n \rightarrow \infty} \inf_{\mathbb{T} \in \mathcal{T}} \inf_{\theta_0 \in \Theta_0^-[s_n; b_n]} (\text{FDR}(\theta_0, \mathbb{T}) + \text{FNR}(\theta_0, \mathbb{T})) \geq 1.
 \end{aligned}$$

for any  $a < 1$ , as  $n, m \rightarrow \infty$ .

## 18. Several useful bounds for the binomial distribution

**Lemma 37.** Let  $\binom{m}{m/2+ms}$  be the binomial coefficient for any  $s \in [0, 1/2)$  and  $T(a, p) = a \log(a/p) + (1 - a) \log((1 - a)/(1 - p))$  for  $a, p \in (0, 1)$ , then

$$\binom{m}{m/2 + ms} = \frac{\sqrt{2} e^{-mT(1/2+s, 1/2) + m \log 2 + \omega(s)}}{\sqrt{\pi m(1 - 4s^2)}}, \quad (127)$$

where  $\omega(s) = a_1 - a_2(s) - a_3(s)$ ,  $(12m + 1)^{-1} \leq a_1 \leq (12m)^{-1}$ ,  $(6m + 12ms + 1)^{-1} \leq a_2(s) \leq (6m + 12ms)^{-1}$ , and  $(6m - 12ms + 1)^{-1} \leq a_3(s) \leq (6m - 12ms)^{-1}$ .

In particular, if  $ms^2 \rightarrow 0$ , then

$$\log \binom{m}{m/2 + ms} \sim -\frac{1}{2} \log \left( \frac{\pi m}{2} \right) + m \log 2. \quad (128)$$

*Proof.* We write the binomial coefficient as follows:

$$\binom{m}{m/2 + ms} = \frac{m!}{(m/2 + ms)!(m/2 - ms)!}$$

(127) is obtained by directly applying the Sterling approximation: for any  $n \in \mathbb{Z}^+$ :

$$n! = \sqrt{2\pi} \exp((n + 1/2) \log n - n + a(n)),$$

where  $(12n + 1)^{-1} \leq a(n) \leq (12n)^{-1}$ . The result in (128) follows by using Lemma 44,  $T(1/2 + s, 1/2) \sim 2ms^2$  when  $s = o(1)$ , and noting that  $a_1, a_2(s), a_3(s) \rightarrow 0$  as  $m \rightarrow \infty$ .  $\square$

**Lemma 38.** *Let  $X \sim \text{Bin}(m, \theta)$  be the binomial distribution with parameters  $m$  and  $\theta$ . Let  $\bar{\mathbf{B}}_\theta(k) = \sum_{k'=k}^m \varphi_\theta(k' = k)$  be one minus the cdf function, then if  $k = ma$  for  $1 > a > \theta \geq 1/2$  and  $T(a, \theta) = a \log \frac{a}{\theta} + (1 - a) \log \frac{1-a}{1-\theta}$ , then*

$$\frac{e^{-mT(a, \theta)}}{\sqrt{2\pi ma(1-a)}} \leq \bar{\mathbf{B}}_\theta(ma) \leq \frac{a(1-\theta)e^{-mT(a, \theta)+1/(12m)}}{(a-\theta)\sqrt{2\pi ma(1-a)}},$$

Furthermore,  $\bar{\mathbf{B}}_\theta(ma) \leq e^{-mT(a, \theta)}$  and if  $m \rightarrow \infty$ , then  $-\frac{1}{m} \log \bar{\mathbf{B}}_\theta(ma) \sim T(a, \theta)$ .

*Proof.* To prove the lower bound, we use the inequality  $\bar{\mathbf{B}}_\theta(ma) \geq \varphi_\theta(x = ma) \geq \binom{m}{ma} \theta^{ma} (1 - \theta)^{m-ma}$ . Then, the result for the lower bound follows directly by applying the lower bound of the binomial coefficient given in (127). Since  $\frac{1}{m} \sqrt{\frac{2}{\pi ma(1-a)}}$  is of a smaller order of  $T(a, \theta)$  as  $m \rightarrow \infty$ , we thus obtain the second inequality. To prove the upper bound, we write  $\bar{\mathbf{B}}_\theta(ma) = \frac{\bar{\mathbf{B}}_\theta(ma)}{\varphi(ma)} \varphi(ma)$  and then apply Lemma 42 and the upper bound for the binomial coefficient in (127). The second upper bound is the Chernoff bound for the binomial cdf.  $\square$

**Lemma 39.** (*Carter and Pollard, 2004*) *Let  $X \sim \text{Bin}(m, 1/2)$  and  $\bar{\mathbf{B}}(k) = P(X \geq k)$ , if  $m \geq 28$ , define*

$$\gamma(\varepsilon) = \frac{(1 + \varepsilon) \log(1 + \varepsilon) + (1 - \varepsilon) \log(1 - \varepsilon) - \varepsilon^2}{2\varepsilon^4} = \sum_{r=0}^{\infty} \frac{\varepsilon^{2r}}{(2r+3)(2r+4)},$$

which is an increasing function. Define  $\varepsilon = \frac{2K-M}{M}$  where  $K = k - 1$  and  $M = m - 1$  and  $\lambda_m \in [(12m + 1)^{-1}, (12m)^{-1}]$ , then there exists a constant  $C > 0$  such that

$$\bar{\mathbf{B}}(k) = P(X \geq k) = \bar{\Phi}(\varepsilon \sqrt{M}) e^{A_m(\varepsilon)}, \quad (129)$$

where  $A_m(\varepsilon) = -M\varepsilon^4 \gamma(\varepsilon) - \log(1 - \varepsilon^2)/2 - \lambda_{m-k} + r_k$  and  $-C \log M/M \leq r_k \leq C/M$  for all  $\varepsilon$  corresponding to the range  $m/2 < k \leq m - 1$ .

**Lemma 40.** (*McKay, 1989*) *Let  $X \sim \text{Bin}(m, \theta)$  be the binomial distribution with parameters  $m$  and  $\theta$ , where  $0 < \theta < 1$ ,  $m \geq 1$ , and  $m\theta \leq k \leq m$ . Define  $z = (k - m\theta)/\sigma$ ,  $\sigma = \sqrt{m\theta(1-\theta)}$ , then*

$$\bar{\mathbf{B}}_\theta(k) = \sigma \text{Bin}(k - 1; m - 1, \theta) Y(z) \exp(E_\theta(k, m)/\sigma), \quad (130)$$

where  $\text{Bin}(k - 1; m - 1, \theta)$  is the binomial distribution at  $k - 1$  with parameters  $m - 1$  and  $\theta$ ,  $Y(z) = \bar{\Phi}(z)/\phi(z)$ , and  $0 \leq E_\theta(k, m) \leq \min\left\{\sqrt{\pi/8}, 1/z\right\}$ .

**Lemma 41.** (*Slud, 1977*) Let  $\bar{\mathbf{B}}_\theta(k) = \sum_{q=k}^m \varphi_\theta(q)$  be one minus the cdf of  $\text{Bin}(m, \theta)$ , if  $k \leq m\theta$ , then

$$\bar{\mathbf{B}}_\theta(k) \geq 1 - \Phi\left(\frac{k - m\theta}{\sqrt{m\theta}}\right).$$

**Lemma 42.** (*Diaconis and Zabell, 1991*) Let  $\varphi_\theta(k) = \text{Bin}(m, \theta)$  and  $\bar{\mathbf{B}}_\theta(k) = \sum_{q=k}^m \varphi_\theta(q)$ , then for any  $k > m\theta$ ,  $\theta \in (0, 1)$ , and  $m \geq 1$ ,

$$\frac{k}{m} \leq \frac{\bar{\mathbf{B}}_\theta(k)}{\varphi_\theta(k)} \leq \frac{k(1 - \theta)}{k - m\theta}.$$

**Lemma 43.** Let  $\bar{\mathbf{B}}(m/2 + mx) = \sum_{q=m/2+mx}^m \varphi(q)$  be one minus the cdf of  $\text{Bin}(m, 1/2)$ , define  $M = m - 1$ ,  $K = k - 1 = m/2 + mx - 1$ , and  $\varepsilon = 2K/M - 1$ , if  $\varepsilon \leq 0.957$  and  $m \geq 28$ , then for any  $y \in (0, 1/2)$ ,

$$\frac{m+1}{2} + \frac{M}{2} \underline{F}_m(y) \leq \bar{\mathbf{B}}^{-1}(y) \leq \frac{m+1}{2} + \frac{M}{2} \bar{F}_m(y),$$

where  $-C \log M/M \leq r_k \leq C/M$  for some fixed constant  $C$ ,  $\lambda_{m-k} \in [\frac{1}{12m+1}, \frac{1}{12m}]$ ,

$$\underline{F}_m(y) = \sqrt{\left( \left( \left( \frac{2 \log(1/y) - \log \log(1/y) + 2r_k - 2\lambda_{m-k} - \log(16\pi)}{2M} + \frac{1}{2} \right)_+ \right)^{1/2} - \frac{1}{\sqrt{2}} \right)_+},$$

and

$$\bar{F}_m(y) = \sqrt{\frac{2 \log(1/y) - 2\lambda_{m-k} + 2r_k}{M - 2}}.$$

In particular, if  $m \rightarrow \infty$  and  $m\varepsilon^4 \rightarrow 0$ , then

$$\frac{m}{2} + \sqrt{\frac{m}{2} \left( \log(1/y) - \log \sqrt{\log(1/y)} - \log(4\sqrt{\pi}) \right)_+} \leq \bar{\mathbf{B}}^{-1}(y) \leq \frac{m}{2} + \sqrt{\frac{m \log(1/y)}{2}};$$

furthermore, if  $y \rightarrow 0$ , then  $\bar{\mathbf{B}}^{-1}(y) \sim m/2 + \sqrt{m \log(1/y)}/2$ .

*Proof.* Let's first provide the upper and lower bound for the inverse of the standard Gaussian cdf, which is given in Lemma 36 of [CR20](#): denote  $h = \bar{\Phi}(z)$ , the upper tail probability of the standard Gaussian, for any  $y \in (0, 1/2)$ ,

$$\{(2 \log(1/h) - \log \log(1/h) - \log(16\pi))_+\}^{1/2} \leq \bar{\Phi}^{-1}(h) \leq \{2 \log(1/h)\}^{1/2}. \quad (131)$$

Let  $M = m - 1$  and  $\varepsilon = \frac{2mx-1}{M}$ , then by (129), we have

$$y = \bar{\mathbf{B}}(m/2 + mx) = \bar{\Phi}(\varepsilon\sqrt{M})e^{A_m(\varepsilon)}, \quad (132)$$

where the expression for  $A_m(\varepsilon)$  is given in Lemma 39.

*Upper bound.* Combining (132) with the upper bound in (131), we obtain

$$\varepsilon^2 M \leq 2 \log(1/y) + 2A_m(\varepsilon).$$

By plugging-in the expression of  $A_m(\varepsilon)$  leads to

$$\begin{aligned} 2 \log(1/y) &\geq \varepsilon^2 M + 2M\varepsilon^4\gamma(\varepsilon) + \log(1 - \varepsilon^2) + 2\lambda_{m-k} - 2r_k \\ &\geq \varepsilon^2 M - 2\varepsilon^2 + 2\lambda_{m-k} - 2r_k, \end{aligned}$$

as  $\gamma(\varepsilon) \geq 0$  and  $\log(1 - \varepsilon^2) > -2\varepsilon^2$  for  $\varepsilon \in (0, 1/2)$ . The last display implies

$$\varepsilon \leq \sqrt{\frac{2 \log(1/y) - 2\lambda_{m-k} + 2r_k}{M - 2}},$$

thus, since  $\bar{\mathbf{B}}^{-1}(y) = \frac{m}{2} + \frac{\varepsilon M + 1}{2}$ , one obtains

$$\bar{\mathbf{B}}^{-1}(y) \leq \frac{m+1}{2} + \frac{M}{2} \sqrt{\frac{2 \log(1/y) - 2\lambda_{m-k} + 2r_k}{M - 2}}.$$

*Lower bound.* To prove the lower bound part, we use the lower bound in (131), with (132), one obtains

$$\varepsilon^2 M \geq 2 \log(1/y) + 2A_m(\varepsilon) - \log(\log(1/y) + A_m(\varepsilon)) - \log(16\pi),$$

which implies

$$\begin{aligned} 2 \log(1/y) &\leq \varepsilon^2 M - 2A_m(\varepsilon) + \log(\log(1/y) + A_m(\varepsilon)) + \log(16\pi) \\ &\leq \varepsilon^2 M - 2A_m(\varepsilon) + \log \log(1/y) + \log(16\pi) \\ &= \varepsilon^2 M + 2M\varepsilon^4\gamma(\varepsilon) + \log(1 - \varepsilon^2) + 2\lambda_{m-k} - 2r_k + \log \log(1/y) + \log(16\pi) \\ &\leq \varepsilon^2 M + 2M\varepsilon^4 - \varepsilon^2 + 2\lambda_{m-k} - 2r_k + \log \log(1/y) + \log(16\pi) \end{aligned} \quad (133)$$

$$\leq 2M \left( \varepsilon^2 + 1/\sqrt{2} \right)^2 - M + 2\lambda_{m-k} - 2r_k + \log \log(1/y) + \log(16\pi). \quad (134)$$

We used  $A_m(\varepsilon) \leq 0$  to obtain the second inequality in the last display and  $\log(1 - x) \leq -x$  as long as  $1 - x > 0$  and  $\gamma(\varepsilon) \leq 1$  to obtain the third inequality. To prove  $\gamma(\varepsilon) \leq 1$ , we have

$$\gamma(\varepsilon) = \sum_{r=0}^{\infty} \frac{\varepsilon^{2r}}{(2r+3)(2r+4)} \leq \frac{1}{12} \sum_{r=0}^{\infty} \varepsilon^{2r} = \frac{1}{12(1 - \varepsilon^2)} \leq 1,$$

as  $\varepsilon < \sqrt{1 - 1/12} \approx 0.957$ . From (134), we have

$$\left( \varepsilon^2 + 1/\sqrt{2} \right)^2 \geq \frac{1}{2M} (2 \log(1/y) - \log \log(1/y) + M + 2r_k - 2\lambda_{m-k} - \log(16\pi)).$$

Taking the square root of both sides and subtracting  $1/\sqrt{2}$  in the preceding display, the lower bound for  $\bar{\mathbf{B}}^{-1}(y)$  follows by plugging the lower bound of  $\varepsilon$  into  $(m+1 + \varepsilon M)/2 = \bar{\mathbf{B}}^{-1}(y)$ .



To prove the second inequality, for a sufficiently large  $M$ ,  $m \approx M$ ,  $r_k = o(1)$ , and  $\lambda_{m-k} = o(1)$ , the expression of the upper bound for  $\bar{\mathbf{B}}^{-1}(y)$  then reduces to  $m/2 + \sqrt{m \log(1/y)}/2$ . Since  $m\varepsilon^4 = o(1)$ , from (133), one obtains

$$2 \log(1/y) \leq M\varepsilon^2 + \log \log(1/y) + \log(16\pi) + o(1). \quad (135)$$

Thus,  $\varepsilon^2 \geq 2 \log(1/y) - \log \log(1/y) - \log(16\pi)$  for a sufficiently large  $m$ . Using  $\bar{\mathbf{B}}^{-1}(y) = (m+1+\varepsilon M)/2 \approx m/2 + m\varepsilon/2$  for a sufficiently large  $m$  leads to the lower bound. When  $y \rightarrow 0$ , then  $\log(1/y) \gg \log \log(1/y)/2 + \log(4\sqrt{\pi})$ , which leads to the last inequality.  $\square$

**Lemma 44.** For  $a \geq 1/2$  and  $p \geq 1/2$ , let

$$T(a, p) = a \log\left(\frac{a}{p}\right) + (1-a) \log\left(\frac{1-a}{1-p}\right), \quad (136)$$

and define  $h_p(\varepsilon) = T(p + \varepsilon, p)$ , then

- (a)  $h_p(\varepsilon)$  is a monotone increasing function on  $\varepsilon \in (0, 1-p)$  and a monotone decreasing function on  $\varepsilon \in (-p, 0)$ ;
- (b)  $h_p(\varepsilon)$  is continuous and nonnegative; it achieves the global minimum at  $\varepsilon = 0$ .
- (c)  $\varepsilon^3 h_p'''(\varepsilon)/6$  is positive if  $\varepsilon \in [0, 1-p)$  or  $\varepsilon \in (-p, 1/2-p)$ ; it is negative if  $\varepsilon \in (1/2-p, 0)$ . When  $p = 1/2$ ,  $\varepsilon^3 h_p'''(\varepsilon)/6 \geq 0$  for any  $\varepsilon \in (-1/2, 1/2)$ .
- (d) There exists  $\varepsilon^*$  such that  $\varepsilon^* \in [0, \varepsilon]$  if  $\varepsilon \geq 0$  or  $\varepsilon^* \in [\varepsilon, 0]$  if  $\varepsilon < 0$ ,

$$h_p(\varepsilon) = \frac{\varepsilon^2}{2p(1-p)} + \frac{\varepsilon^3(2p+2\varepsilon^*-1)}{6(p+\varepsilon^*)^2(1-p-\varepsilon^*)^2}. \quad (137)$$

In particular, we have the following:

- (1) if  $\varepsilon = 0$ , then  $h_p(\varepsilon) = 0$ ;
- (2) if  $0 < \varepsilon < 1-p$ , then,

$$\frac{\varepsilon^2}{2p(1-p)} \leq h_p(\varepsilon) \leq \frac{\varepsilon^2}{2p(1-p)} + \frac{8\varepsilon^3(2p+2\varepsilon-1)}{3(1-4(p+\varepsilon-1/2)^2)^2};$$

- (3) if  $1/2-p < \varepsilon < 0$ , then

$$\frac{\varepsilon^2}{2p(1-p)} + \frac{8\varepsilon^3(2p-1)}{3(1-4(p+\varepsilon-1/2)^2)^2} \leq h_p(\varepsilon) \leq \frac{\varepsilon^2}{2p(1-p)};$$

- (4) if  $-p < \varepsilon < 1/2-p$ , then

$$\frac{\varepsilon^2}{2p(1-p)} \leq h_p(\varepsilon) \leq \frac{\varepsilon^2}{2p(1-p)} + \frac{8\varepsilon^3(2p-1)}{3(1-4(p-1/2)^2)^2};$$

- (5) If  $p = 1/2$  and  $\varepsilon = o(1)$ , then  $h_p(\varepsilon) \sim 2\varepsilon^2$  for any  $\varepsilon \in (-1/2, 1/2)$ .

*Proof.* The following results are useful for our proof:

$$\begin{aligned} h_p(\epsilon) &= (p + \epsilon) \log\left(\frac{p + \epsilon}{p}\right) + (1 - p - \epsilon) \log\left(\frac{1 - p - \epsilon}{1 - p}\right), \\ h'_p(\epsilon) &= \log(1 + \epsilon p^{-1}) - \log(1 - \epsilon(1 - p)^{-1}), \\ h''_p(\epsilon) &= (p + \epsilon)^{-1} + (1 - p - \epsilon)^{-1}, \\ h'''_p(\epsilon) &= \frac{2p + 2\epsilon - 1}{(p + \epsilon)^2(1 - p - \epsilon)^2}. \end{aligned}$$

First, let us verify (a)–(c). (a) is easy to verify as  $h'_p(\epsilon) > 0$  if  $\epsilon > 0$  and  $h'_p(\epsilon) < 0$  if  $\epsilon < 0$ . For (b), the proof of  $h_p(\epsilon)$  for  $\epsilon \in (-p, 1 - p)$  is continuous is trivial and thus is omitted. since  $h''(\epsilon) > 0$ ,  $h_p(\epsilon)$  is a convex function; also,  $h_p(\epsilon)$  achieves the global minimum at  $\epsilon = 0$  and  $h(0) = 0$ , so,  $h_p(\epsilon)$  is nonnegative.

Next, we prove (d). By applying the Taylor's theorem up to the third term together with the mean-value theorem, we obtain

$$h_p(\epsilon) = \frac{\epsilon^2}{2p(1-p)} + \frac{\epsilon^3 h'''_p(\epsilon^*)}{6}, \quad (138)$$

for an  $\epsilon^*$  between 0 and  $\epsilon$ .

Last, we prove (1)–(5). (1) is trivial. (2) and (3) can be verified by plugging-in the expression for  $h'''_p(\epsilon^*)$  and noting that  $h'''(\epsilon^*) > 0$  if  $\epsilon \in (0, 1 - p)$  and  $\epsilon^3 h'''(\epsilon^*) < 0$  if  $\epsilon \in (1/2 - p, 0)$  respectively. (4) can be proved in a similar way but noticing that  $h'''_p(\epsilon) < 0$  but  $\epsilon h'''_p(\epsilon) > 0$  if  $\epsilon \in (-p, 1/2 - p)$ . The last result can be verified easily by plugging  $p = 1/2$  into (138) and then using  $\epsilon = o(1)$ , then  $\epsilon^3 h'''_p(\epsilon^*) = o(12\epsilon^2)$  for any  $\epsilon \in (-1/2, 1/2)$ .  $\square$

**Lemma 45.** *Let  $X \sim \text{Bin}(m, \theta)$  and  $\bar{\mathbf{B}}_\theta(\cdot)$  be one minus of its cdf, for  $\xi := \xi(w)$  in (110), for any  $w \in (0, 1)$ , if  $m/2 < m\theta \leq m/2 + m\xi \leq m$  and  $m\xi^4 \rightarrow 0$  as  $m \rightarrow \infty$ , then*

$$\bar{\mathbf{B}}_\theta(m/2 + m\xi) \geq \frac{1}{2} \sqrt{\frac{1 - 2(\theta - 1/2)}{1 - 2\xi}} \bar{\Phi} \left( \frac{2\sqrt{m}(\xi - (\theta - 1/2))}{\sqrt{1 - 4(\theta - 1/2)^2}} \right)$$

*Proof.* Denote  $\mu = \theta - 1/2$  and let  $\sigma = \sqrt{m(1 - 4\mu^2)}/2$ ,  $z = \frac{2\sqrt{m}(\xi - \mu)}{\sqrt{1 - 4\mu^2}}$ , and  $Y(z) = \bar{\Phi}(z)/\phi(z)$ , then by Lemma 40,

$$\begin{aligned} \bar{\mathbf{B}}_\theta(m/2 + m\xi) &\geq \sigma \text{Bin}(m/2 + m\xi - 1; m - 1, \mu + 1/2) Y(z) \\ &= \frac{(1/2 + \xi)\sqrt{m(1 - 4\mu^2)}}{2(1/2 + \mu)} \frac{\varphi_\theta(m/2 + m\xi)}{\phi(z)} \bar{\Phi}(z) \end{aligned} \quad (139)$$

We need to bound the ratio  $\varphi_\theta(m/2 + m\xi)/\phi(z)$ . By Lemma 37,

$$\frac{\varphi_\theta(m/2 + m\xi)}{\phi(z)} \geq \frac{2}{\sqrt{m(1 - 4\xi^2)}} e^{-mT(1/2 + \xi, 1/2 + \mu) + z^2/2}.$$

Since  $\mu < \xi$ , by (3) in Lemma 44 and the assumption  $m\xi^4 \rightarrow 0$ , we obtain

$$\frac{\varphi_\theta(m/2 + m\xi)}{\phi(z)} \geq \frac{2}{\sqrt{m(1 - 4\xi^2)}}(1 - o(1)).$$

Then (139) can be bounded from below by

$$(1 - o(1)) \frac{(1/2 + \xi)\sqrt{1 - 4\mu^2}}{(1/2 + \mu)\sqrt{1 - 4\xi^2}} \bar{\Phi}(z) \geq \frac{1}{2} \sqrt{\frac{1 - 2\mu}{1 - 2\xi}} \bar{\Phi}(z),$$

for a sufficiently large  $m$ . By plugging-in the expression of  $z$ , we obtain the result.  $\square$

**Lemma 46.** *Let  $X \sim \text{Bin}(m, \theta)$  and  $\bar{\mathbf{B}}_\theta(\cdot)$  be its upper tail probability, for positive  $a_1, a_2 \leq \frac{1}{m}$  such that  $|2ma_1^2 - 2ma_2^2| \leq 1/4$  and  $1/2 \leq \theta < 1$ , if  $m \rightarrow \infty$ , then there exists a  $C > 0$  depending on  $\theta, a_1, a_2$  such that*

$$\frac{\bar{\mathbf{B}}_\theta(m/2 + ma_1)}{\bar{\mathbf{B}}_\theta(m/2 + ma_2)} \geq C \exp\left(-\frac{2m|a_1^2 - a_2^2|}{1 - 4(\theta - 1/2)^2}\right).$$

*Proof.* If  $a_2 \geq a_1$ , the result is trivial. Let's focus on  $a_1 > a_2$ . Denote  $\varphi_\theta(x; m-1) = \text{Bin}(x, m-1, \theta)$  and note that  $\varphi_\theta(x) = \varphi_\theta(x; m)$ . If  $0 \leq a_2 < a_1 \leq \theta - 1/2$ , we have

$$\frac{\bar{\mathbf{B}}_\theta(m/2 + ma_1)}{\bar{\mathbf{B}}_\theta(m/2 + ma_2)} \geq 1/2 > 1/4 \geq \frac{1}{4} e^{-2m|a_1^2 - a_2^2|},$$

as  $1/2 < \bar{\mathbf{B}}_\theta(m/2 + ma_1) < \bar{\mathbf{B}}_\theta(m/2 + ma_2) < 1$ .

If  $0 \leq a_2 \leq \theta - 1/2 \leq a_1$ , then  $\bar{\mathbf{B}}_\theta(m/2 + ma_2) \geq 1/2$ . Let's denote  $\mu = \theta - 1/2$ , then by Lemma 45, we have

$$\bar{\mathbf{B}}_\theta(m/2 + ma_1) \geq \frac{1}{2} \sqrt{\frac{1 - 2\mu}{1 - 2a_1}} \bar{\Phi}\left(\frac{2\sqrt{m}(a_1 - \mu)}{\sqrt{1 - 4\mu^2}}\right) \geq \frac{1}{2} \sqrt{\frac{1 - 2\mu}{1 - 2a_1}} \bar{\Phi}\left(\frac{2\sqrt{m}(a_1 - a_2)}{\sqrt{1 - 4\mu^2}}\right).$$

Using that  $2m|a_1^2 - a_2^2| \leq \frac{1}{4}$  and  $\sqrt{\frac{1 - 2\mu}{1 - 2a_1}} \geq \frac{1}{\sqrt{2}}$ , by Lemma 50,

$$\begin{aligned} \bar{\Phi}\left(\frac{2\sqrt{m}(a_1 - a_2)}{\sqrt{1 - 4\mu^2}}\right) &\geq \frac{\frac{2\sqrt{m}(a_1 - a_2)}{\sqrt{1 - 4\mu^2}}}{1 + \frac{4m(a_1 - a_2)^2}{1 - 4\mu^2}} \phi\left(\frac{2\sqrt{m}(a_1 - a_2)}{\sqrt{1 - 4\mu^2}}\right) \\ &\geq \min\left\{\frac{1}{2\sqrt{2(1 - 4\mu^2)}}, \sqrt{\frac{1 - 4\mu^2}{2}}\right\} \frac{1}{\sqrt{2\pi}} \exp\left(-\frac{2m(a_1^2 - a_2^2)}{1 - 4\mu^2}\right) \\ &= C_1 \exp\left(-\frac{2m(a_1^2 - a_2^2)}{1 - 4\mu^2}\right). \end{aligned}$$

Last, if  $0 \leq \theta - 1/2 < a_2 < a_1$ , by invoking Lemma 40, we let  $\sigma = \sqrt{m(1 - 4\mu^2)}/2$  and  $z_i = (ma_i - m\mu)/\sigma$  for  $i = 1, 2$ , then

$$\frac{\bar{\mathbf{B}}_\theta(m/2 + ma_1)}{\bar{\mathbf{B}}_\theta(m/2 + ma_2)} = \frac{\varphi_\theta(m/2 + ma_1 - 1; m-1)Y(z_1)}{\varphi_\theta(m/2 + ma_2 - 1; m-1)Y(z_2)} \exp(A_m), \quad (140)$$

where  $Y(z) = \bar{\Phi}(z)/\phi(z)$  and  $A_m = (E_\theta(m/2 + ma_1, m) - E_\theta(m/2 + ma_2, m))/\sigma$ . By Lemma 50, we have  $\frac{\bar{\Phi}(z_1)}{\bar{\Phi}(z_2)} \geq \frac{z_1 z_2}{1+z_1^2} \frac{\phi(z_1)}{\phi(z_2)}$ . By plugging-in expressions of  $z_1$  and  $z_2$ , using that  $z_2^2 > 1$ , we obtain

$$\frac{\bar{\Phi}(z_1)}{\bar{\Phi}(z_2)} \geq \frac{a_2 - \mu}{a_1 - \mu} \exp\left(-\frac{2m(a_1^2 - a_2^2)}{1 - 4\mu^2}\right).$$

Next, by Lemma 37 and then (d) in Lemma 44, as  $m \rightarrow \infty$ ,  $m \approx m - 1$  and  $m/2 - 1 \approx m/2$ , then

$$\begin{aligned} \frac{\varphi_\theta(m/2 + ma_1 - 1; m - 1)/\phi(z_1)}{\varphi_\theta(m/2 + ma_2 - 1; m - 1)/\phi(z_2)} &= \sqrt{\frac{1 - 4a_2^2}{1 - 4a_1^2}} e^{-(m-1)(T(1/2+a_1, \theta) - T(1/2+a_2, \theta)) - z_1^2/2 + z_2^2/2} \\ &\geq \sqrt{\frac{1 - 4a_2^2}{1 - 4a_1^2}} e^{-m(a_1^2 - a_2^2)K}, \end{aligned}$$

where  $T(a, p) = a \log(a/p) + (1 - a) \log((1 - a)/(1 - p))$  and  $K = \min\{K(\epsilon_1^*), K(\epsilon_2^*)\}$ ,  $K(\epsilon_i^*) = \frac{8(\mu + \epsilon_i^*)}{3(1/2 + \mu + \epsilon_i^*)^2 (1/2 - \mu - \epsilon_i^*)^2} > 0$ . Since  $2m|a_1^2 - a_2^2| \leq 1/4$  by assumption,  $e^{-m(a_1^2 - a_2^2)K} > e^{-K/8}$ . Thus,

$$\frac{\varphi_\theta(m/2 + ma_1 - 1; m - 1)/\phi(z_1)}{\varphi_\theta(m/2 + ma_2 - 1; m - 1)/\phi(z_2)} \geq \sqrt{\frac{1 - 4a_2^2}{1 - 4a_1^2}} \exp\left(-\frac{K}{8}\right).$$

Moreover, as  $m \rightarrow \infty$ ,  $E_\theta(m/2 + ma_1, m) = \frac{1}{2\sqrt{ma_1^2}} \rightarrow 0$ . By combining the above results, we obtain

$$(140) \geq \frac{(a_2 - \mu)\sqrt{1 - 4a_2^2}e^{-K/8}}{(a_1 - \mu)(1 - 4a_1^2)} \exp\left(-\frac{2m(a_1^2 - a_2^2)}{1 - 4\mu^2}\right) \geq C_2 \exp\left(-\frac{2m(a_1^2 - a_2^2)}{1 - 4\mu^2}\right).$$

The proof is completed by taking  $C = \min\{C_1, C_2, 1/4\}$ .  $\square$

## 19. Auxiliary lemmas

**Lemma 47.** Consider the event  $\Omega_n = \{\#\{j \in \mathcal{S}_0, |X_j - m/2| > bm\zeta_n\} \geq s_n - K_n\}$  for  $X_j \sim \text{Bin}(m, p_j)$ ,  $p_j > 1/2$ ,  $\zeta_n$  given in (10),  $s_n = |\mathcal{S}_0|$ , and  $K_n = o(s_n)$ , if  $s_n \ll (1 + 1/w)^{-(a-b)^2/24}$ , then  $P(\Omega_n^c) = o(1)$ .

*Proof.* By definition,

$$\begin{aligned} \Omega_n^c &= \{\#\{j \in \mathcal{S}_0 : |X_j - m/2| > bm\zeta_n\} < s_n - K_n\} \\ &= \{\#\{j \in \mathcal{S}_0 : |X_j - m/2| \leq bm\zeta_n\} > K_n\} \end{aligned}$$

Thus  $P(\Omega_n^c) = P(\text{Bin}(s_n, h_n) > K_n)$ , where

$$\begin{aligned} h_n &= P(|X_j - m/2| \leq bm\zeta_n) \\ &= P(|X_j - mp_j + mp_j - m/2| \leq bm\zeta_n) \\ &\leq P(|mp_j - m/2| - |X_j - mp_j| \leq bm\zeta_n/2) \end{aligned}$$

$$\begin{aligned}
 &= P(|X_j - mp_j| > |mp_j - m/2| - bm\zeta_n/2) \\
 &\leq P(|X_j - mp_j| > (a-b)m\zeta_n/2).
 \end{aligned}$$

We used the inequality  $|a+b| \geq |a|-|b|$  to obtain the first inequality in the last display. Since  $\mathbb{E}(X_j) = mp_j$ , by applying Chernoff bound  $P(|x - \mu| > \eta\mu) \leq 2e^{-\eta^2\mu/3}$  for  $0 < \eta < 1$  and choosing  $\eta = (a-b)\zeta_n/(2p_j)$ , we have

$$h_n \leq 2e^{-m(a-b)^2\zeta_n^2/(12p_j)} \leq 2e^{-m(a-b)^2\zeta_n^2/12}.$$

Since  $\zeta_n^2 \sim \frac{1}{2m} \log(1+w^{-1})$ ,

$$h_n \leq 2e^{-(a-b)^2 \log(1+1/w)/24} = 2(1+1/w)^{-(a-b)^2/24} := \tilde{h}_n.$$

Note that  $\tilde{h}_n \rightarrow 0$  as  $m \rightarrow \infty$ . Since

$$P(A_n^c) = P(\text{Bin}(s_n, h_n) > K_n) \leq P(\text{Bin}(s_n, \tilde{h}_n) > K_n),$$

we use the Bernstein's inequality (see Lemma 48) to control the probability in the upper bound of last display. Denote  $Z_i \sim \text{Bern}(\tilde{h}_n)$ ,  $1 \leq i \leq s_n$  as  $s_n$  independent Bernoulli variables, choose  $A = K_n \geq 2s_n\tilde{h}_n$  and note that  $\sum_{j \in S_0} \text{Var}(Z_i) = s_n\tilde{h}_n(1-\tilde{h}_n) \leq s_n\tilde{h}_n = V$  and  $M = 1$ , we arrive at

$$P(\text{Bin}(s_n, \tilde{h}_n) > K_n) = P\left(\sum_{i=1}^{s_n} Z_i > K_n\right) \leq \exp\left(-\frac{K_n^2}{2s_n\tilde{h}_n + 2K_n/3}\right) \leq \exp\left(-\frac{6}{5}s_n\tilde{h}_n\right),$$

which is  $o(1)$  as  $s_n\tilde{h}_n \rightarrow 0$  for a large enough  $m$  or  $n$ .  $\square$

**Lemma 48.** (Bernstein's inequality) Let  $W_i$ ,  $1 \leq i \leq n$ , be centered independent variables with  $|W_i| \leq M$  and  $\sum_{i=1}^n \text{Var}(W_i) \leq V$ , then for any  $A \geq 0$ ,

$$\begin{aligned}
 P\left(\sum_{i=1}^n W_i \geq A\right) &\leq \exp\left(-\frac{A^2}{2(V + MA/3)}\right), \\
 P\left(\sum_{i=1}^n W_i \leq -A\right) &\leq \exp\left(-\frac{A^2}{2(V + MA/3)}\right).
 \end{aligned}$$

**Lemma 49.** (KMT approximation theorem (Komlós et al., 1975)) Let  $\epsilon_1, \dots, \epsilon_n$  be i.i.d. random variables with  $\mathbb{E}(\epsilon_1) = 0$  and  $\mathbb{E}(\epsilon_1^2) = 1$ , and  $\mathbb{E}e^{\theta\epsilon_1} < \infty$  for some  $\theta > 0$ . For each  $k$ , let  $S_k = \sum_{i=1}^k \epsilon_i$ . Then for any  $n$ , it is possible to construct a version of  $(S_k)_{0 \leq k \leq n}$  and a standard Brownian motion  $(W_k)_{0 \leq k \leq n}$  on the same probability space such that for all  $x \geq 0$ ,

$$P\left(\max_{k \leq n} |S_k - W_k| \geq C \log n + x\right) \leq K_1 e^{-K_2 x}, \quad (141)$$

for some positive constants  $C_1, K_1, K_2$  do not depend on  $n$ .

**Lemma 50.** For any  $x > 0$ , let  $\phi(\cdot)$  and  $\Phi(\cdot)$  be the pdf and cdf of the standard normal distribution respectively. Denote  $\bar{\Phi}(\cdot) = 1 - \Phi(\cdot)$ , then for any  $x > 0$ ,

$$\frac{x\phi(x)}{1+x^2} < \bar{\Phi}(x) < \frac{\phi(x)}{x},$$

In particular, for any  $x \geq 1$ ,  $\bar{\Phi}(x) \geq \frac{\phi(x)}{2x}$  and, if  $x \rightarrow \infty$ ,  $\bar{\Phi}(x) \sim \frac{\phi(x)}{x}$ . If  $x \rightarrow 0$  is small, we also have

$$\frac{1}{\sqrt{2\pi}}e^{-x^2/2} < \bar{\Phi}(x) < \frac{1}{2}e^{-x^2/2}.$$

**Lemma 51.** (Carter and Pollard, 2004) Let  $\phi(x)$  and  $\Phi(x)$  be the pdf and the cdf of the standard normal distribution respectively, define  $\bar{\Phi}(x) = 1 - \Phi(x)$ ,

$$\rho(x) = \phi(x)/\bar{\Phi}(x), \quad r(x) = \rho(x) - x,$$

then for  $x \in \mathbb{R}$  and  $\delta \geq 0$ , the relation between  $\bar{\Phi}(x+\delta)$  and  $\bar{\Phi}(x)$  satisfies the following inequality:

- (i)  $e^{-\delta\rho(x+\delta)} \leq \bar{\Phi}(x+\delta)/\bar{\Phi}(x) \leq e^{-\delta\rho(x)}$ ,
- (ii)  $e^{-\delta r(x)} \leq e^{x\delta+\delta^2/2}\bar{\Phi}(x+\delta)/\bar{\Phi}(x) \leq e^{-\delta r(x+\delta)}$ ,
- (iii)  $e^{-\rho(x)\delta-\delta^2/2} \leq \bar{\Phi}(x+\delta)/\bar{\Phi}(x) \leq e^{-x\delta-\delta^2/2}$ .

**Lemma 52.** (Lemma 40 of CR20) For  $m \geq 1$  and  $p_1, \dots, p_m \in (0, 1)$ , consider  $U = \sum_{i=1}^m B_i$ , where  $B_i \sim \text{Ber}(p_i)$ ,  $1 \leq i \leq m$ , are independent. For any nonnegative variable  $T$  independent of  $U$ , we have

$$\mathbb{E} \left( \frac{T}{T+U} \mathbb{1}_{\{T>0\}} \right) \leq \exp(-\mathbb{E}U) + \frac{12\mathbb{E}T}{\mathbb{E}U}.$$

## Acknowledgements

The author would like to thank Ismaël Castillo for introducing the problem and offering valuable suggestions and travel support at the early stage of this paper.

## References

- Abraham, K., I. Castillo, and E. Roquain (2021). Sharp multiple testing boundary for sparse sequences. *arXiv:2109.13601*. [3](#)
- Abramovich, F., Y. Benjamini, D. L. Donoho, and I. M. Johnstone (2006). Adapting to unknown sparsity by controlling the false discovery rate. *Ann. Statist.* *34*(2), 584–653. [2](#)
- Arias-Castro, E., E. J. Candès, and Y. Plan (2011). Global testing under sparse alternatives: ANOVA, multiple comparisons and the higher criticism. *Ann. Statist.* *39*, 2533–2556. [3](#)
- Bai, R., G. E. Moran, J. L. Antonelli, Y. Chen, and M. R. Boland (2022). Spike-and-slab group lasso for grouped regression and sparse generalized additive models. *J. Amer. Statist. Assoc.* *117*, 184–197. [3](#)
- Baricz, A. (2010). Geometrically concave univariate distributions. *J. Math. Anal. Appl.* *363*, 182–196. [28](#)

- Belitser, E. and S. Ghosal (2020). Empirical Bayes oracle uncertainty quantification for regression. *Ann. Statist.* *48*, 3113–3137. [19](#)
- Benjamini, Y. and Y. Hochberg (1995). Controlling the false discovery rate: a practical and powerful approach to multiple testing. *J. R. Stat. Soc. Series B Stat. Methodol.* *57*(1), 289–300. [2](#)
- Bogdan, M., A. Chakrabarti, F. Frommlet, and J. K. Ghosh (2011). Asymptotic Bayes-optimality under sparsity of some multiple testing procedures. *Ann. Statist.* *39*(3), 1551–1579. [3](#)
- Butucea, C., M. Ndaoud, N. A. Stepanova, and A. B. Tsybakov (2018). Variable selection with Hamming loss. *Ann. Statist.* *46*(5), 1837–1875. [18](#), [19](#)
- Cai, T., Z. Guo, and R. Ma (2023). Statistical inference for high-dimensional generalized linear models with binary outcomes. *J. Amer. Statist. Assoc.* *118*(542), 1319–1332. [3](#)
- Carter, A. and D. Pollard (2004). Tusnády’s inequality revisited. *Ann. Statist.* *32*, 2731–2741. [70](#), [78](#)
- Castillo, I. and E. Roquain (2020). On spike and slab empirical Bayes multiple testing. *Ann. Statist.* *48*, 2548–2574. [3](#), [5](#), [6](#), [7](#), [13](#), [45](#), [55](#), [61](#), [71](#), [78](#)
- Castillo, I., J. Schmidt-Hieber, and A. van der Vaart (2015). Bayesian linear regression with sparse priors. *Ann. Statist.* *43*, 1986–2018. [3](#)
- Castillo, I. and B. Szabó (2020). Spike and slab empirical Bayes sparse credible sets. *Bernoulli* *26*, 127–158. [19](#)
- Castillo, I. and A. van der Vaart (2012). Needles and straw in a haystack: Posterior concentration for possibly sparse sequences. *Ann. Statist.* *40*, 2069–2101. [3](#), [8](#)
- Crowston, K. (2012). Amazon mechanical turk: A research tool for organizations and information systems scholars. *Working COonference on Shaping the Future of ICT Research, Tampa, FL, United States*, 210–221. [3](#)
- Diaconis, P. and S. Zabell (1991). Closed form summation for classical distributions: Variations on a theme of De Moivre. *Stat. Sci.* *6*, 284–302. [71](#)
- Efron, B. (2004). Large-scale simultaneous hypothesis testing: The choice of a null hypothesis. *J. Amer. Statist. Assoc.* *99*, 96–104. [8](#)
- Efron, B. (2010). *Large-scale inference: Empirical Bayes methods for estimation, testing, and prediction*. Cambridge University Press. [3](#), [5](#)
- Gao, C., Y. Lu, and D. Zhou (2016). Exact exponent in optimal rates for crowdsourcing. In *Proceedings of the 33rd International Conference on Machine Learning*, Volume 48, New York, NY. JMLR: W&CP. [18](#)
- Greenlaw, K., E. Szefer, J. Graham, M. Lesperance, F. S. Nathoo, and F. the Alzheimer’s Disease Neuroimaging Initiative (2017). A Bayesian group sparse multi-task regression model for imaging genetics. *Bioinformatics* *33*(16), 2513–2522. [3](#)
- Johnstone, I. and B. Silverman (2004). Needles and straw in haystacks: Empirical Bayes estimates of possibly sparse sequences. *Ann. Statist.* *32*(4), 1594–1649. [3](#), [5](#), [7](#), [8](#), [45](#)
- Johnstone, I. and B. Silverman (2005). EBayesThresh: R programs for empirical Bayes thresholding. *J. Stat. Softw.* *12*(8), 1–38. [6](#)
- Komlós, J., P. Major, and G. Tusnády (1975). An approximation of partial sums of independent RV’s, and the sample DF. I. *Z. Wahrscheinlichkeitstheorie verw. Gebiete* *32*, 111–131. [77](#)
- Ma, R., T. Cai, and H. Li (2021). Global and simultaneous hypothesis testing for high-dimensional logistic regression models. *J. Amer. Statist. Assoc.* *116*, 984–998. [3](#)
- Marshall, P. J., A. Verma, A. More, C. P. Davis, S. More, A. Kapadia, M. Parrish, C. Snyder, J. Wilcox, E. Baeten, C. Macmillan, C. Cornen, M. Baumer, E. Simpson, C. J. Lintott,

- D. Miller, E. Paget, R. Simpson, A. M. Smith, R. Küng, P. Saha, and T. E. Collett (2015). Space Warps – I. Crowdsourcing the discovery of gravitational lenses. *Monthly Notices of the Royal Astronomical Society* 455(2), 1171–1190. [3](#)
- Martin, R., R. Mess, and S. G. Walker (2017). Empirical Bayes posterior concentration in sparse high-dimensional linear models. *Bernoulli* 23, 1822–1847. [3](#)
- McKay, B. D. (1989). On Littlewood’s estimate for the Binomial distribution. *Adv. Appl. Prob.* 21, 475–478. [70](#)
- Mukherjee, R., S. Mukherjee, and M. Yuan (2018). Global testing against sparse alternatives under ising models. *Ann. Statist.* 46, 2062–2093. [19](#)
- Mukherjee, R., N. S. Pillai, and X. Lin (2015). Hypothesis testing for high-dimensional sparse binary regression. *Ann. Statist.* 43, 352–381. [3](#), [4](#), [10](#), [19](#)
- Ning, B., S. Joeng, and S. Ghosal (2020). Bayesian linear regression for multivariate responses under group sparsity. *Bernoulli* 26, 2353–2382. [3](#)
- Ray, K. and B. Szabó (2022). Variational Bayes for high-dimensional linear regression with sparse priors. *J. Amer. Statist. Assoc.* 117, 1270–1281. [3](#)
- Ročková, V. (2018). Bayesian estimation of sparse signals with a continuous spike-and-slab prior. *Ann. Statist.* 46, 401–437. [3](#)
- Scott, J. G., R. C. Kelly, M. A. Smith, P. Zhou, and R. E. Kass (2015). False discovery rate regression: An application to neural synchrony detection in primary visual cortex. *J. Amer. Statist. Assoc.* 110(510), 2013–2035. [3](#)
- Slud, E. V. (1977). Distribution inequalities for the Binomial law. *Ann. Probab.* 5, 404–412. [71](#)
- Storey, J. D. (2003). The positive false discovery rate: a Bayesian interpretation and the  $q$ -value. *Ann. Statist.* 31(6), 2013–2035. [10](#)
- Su, W. and E. Candès (2016). SLOPE is adaptive to unknown sparsity and asymptotically minimax. *Ann. Statist.* 44(3), 1038–1068. [2](#)
- van der Pas, S., B. Szabó, and A. van der Vaart (2017). Uncertainty quantification for the horseshoe (with discussion). *Bayesian Anal.* 12, 1221–1274. [19](#)
- Xia, Y., T. Cai, and W. Sun (2020). GAP: A general framework for information pooling in two-sample sparse inference. *J. Amer. Statist. Assoc.* 115, 1236–1250. [2](#)