

On the Vulnerability of DeepFake Detectors to Attacks Generated by Denoising Diffusion Models

Marija Ivanovska¹, Vitomir Štruc¹

¹Faculty of electrical engineering, University of Ljubljana
E-mail: {marija.ivanovska, vitomir.struc}@fe.uni-lj.si.com

Abstract

The detection of malicious Deepfakes is a constantly evolving problem, that requires continuous monitoring of detectors, to ensure they are able to detect image manipulations generated by the latest emerging models. In this paper, we present a preliminary study that investigates the vulnerability of single-image Deepfake detectors to attacks created by a representative of the newest generation of generative methods, i.e. Denoising Diffusion Models (DDMs). Our experiments are run on FaceForensics++, a commonly used benchmark dataset, consisting of Deepfakes generated with various techniques for face swapping and face reenactment. The analysis shows, that reconstructing existing Deepfakes with only one denoising diffusion step significantly decreases the accuracy of all tested detectors, without introducing visually perceptible image changes.

1 Introduction

With the rapid development of digital technologies, the generation of fake images and videos has become an almost effortless process. Although these methods have numerous benefits in the entertainment industry, they can as well be used for malicious purposes. Such examples are Deepfakes, where the face of a target person is altered or used as a replacement for another person’s face in order to fabricate certain scenarios [13]. The manipulated data can then be exploited to spread misinformation, harm the victim or manipulate public opinion. The development of accurate Deepfake detection algorithms is therefore crucial for the prevention of possible violations.

Over the years various machine learning algorithms were proposed to automatically detect manipulated data [12, 10, 7]. These algorithms usually look for inconsistencies in lighting and shadows, visual artifacts, or other fingerprints left by generative models during the creation of Deepfakes. Nevertheless, the detectors can be prone to certain attacks, generated to intentionally fool the detector into misclassifying fake images as real. These attacks are usually created by adding small perturbations to existing Deepfake images [6]. More advanced attacking methods, however, learn to embed attacks directly into the Deepfake generation process, in order to generate more challenging Deepfakes, in terms of their detectability [2].

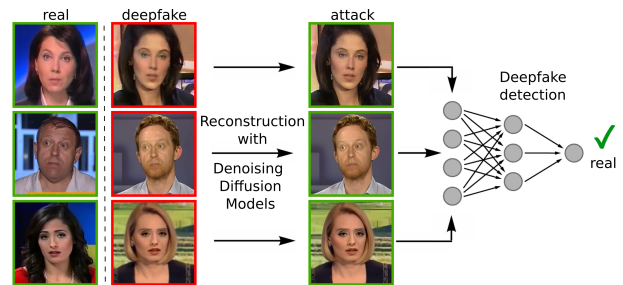


Figure 1: We investigate the vulnerability of common, pre-trained single-image Deepfake detection methods to attacks generated by reconstructing Deepfakes with DiffFace [16], a recent Denoising Diffusion Model (DDM) for face restoration. Our experiments show that only one denoising diffusion step can foul the detectors into classifying a manipulated image as real, without hurting its visual appearance.

The recent emergence of a new generation of models, the so-called Denoising Diffusion Models (DDMs), has raised great concern for the spread of fake data, as they were proved to be capable to generate even more realistic and convincing fakes than their predecessors, Generative Adversarial Networks (GANs) [4]. Motivated by this threat, we investigate the capability of DDMs to attack Deepfake detection systems, by simply reconstructing existing Deepfake images with predetermined noising and denoising steps (Figure 1). In our study, we limit our experiments to generative algorithms for face swapping and face reenactment. To the best of our knowledge, we are the first to investigate the potential exploitation of DDMs in this context.

In this paper we make the following contributions: *i*) we test the capability of an out-of-the-box diffusion-based model, to generate attacks on Deepfake detection systems; *ii*) we evaluate the modified Deepfakes in terms of visual image quality; *iii*) we test the vulnerability of different types of single-image Deepfake detectors, to modified Deepfakes.

2 Related work

Deepfake detection. Recent single-image algorithms for Deepfake detection are predominantly based on different deeplearning methods. Naive approaches usually represent a CNN, that learns to detect Deepfakes by classi-




Figure 2: Visualisation of different noise levels applied to Deepfake images, prior to their diffusion–denoising reconstruction with DifFace [16]. The variable s refers to the number of timesteps used to apply noise during the forward process of the selected model. The initial, unmodified Deepfake is labeled with $s = 0$.

fying examples of real and fake data. Xception [3] and MesoNet [1] are among the most popular in this category. To ensure the CNN has captured discriminative features, Nguyen *et al.* and Wang *et al.* [12, 15] both utilize explicit modeling of specific Deepfake artifacts in the spatial space. Luo *et al.* [10] on the other hand propose image analysis in the frequency space, as real and fake data typically have different frequency spectrums. Similar approach is presented by Liu *et al.* [9]. Although very accurate when applied to a closed–set problem, these algorithms fail to generalize well to out–of–distribution samples and samples generated by unknown Deepfake techniques. To address this problem, Li *et al.* [7] and Shiohara *et al.* [14] have proposed self–supervised algorithms, that do not rely on specific Deepfake datasets but rather learn from simulated image manipulations to compensate for the absence of the fake data subset.

Attacks on Deepfake detectors. Many works have shown that Deepfake detection methods, can be prone to certain types of carefully crafted attacks. These attacks are in general divided into two main categories, i.e. white–box and black–box attacks. The former are designed with full knowledge about the architecture and the parameters of the targeted Deepfake detector, while the latter involve trial and error to approximate the model under attack. Hussain *et al.* [6] and Gandhi *et al.* [5] perform both types of attacks by optimizing perturbations added to the Deepfake images so that they are later classified as real. Neekhara *et al.* [11] take a similar approach in black–box settings and additionally study the transferability of generated attacks across different Deepfake detectors. Apart from image space perturbations, Carlini *et al.* [2] also investigate possible implementation of attacks in the latent space of the generative Deepfake model, so that it yields adversarial images. A novel type of black–box attacks is introduced by Liu *et al.* in [8], where post–processing of pre–generated Deepfakes is performed, by removing detectable traces left by the Deepfake generation pipeline. The resulting Deepfakes are therefore more authentic and challenging to detect. For this purpose, a GAN–based method TR-Net is developed and optimized to recognize and remove predefined types of traces.

3 Diffusion–based Deepfake attacks

Our Deepfake attacks are generated using DifFace [16], a recent diffusion–based model for blind face restoration. Note, that the model we use was not designed nor optimized for attacking Deepfake detection methods. Our

aim is to test the capabilities of the selected model as a ready–to–use generator for black–box attacks. The attack generation consists of two stages. In the first stage, also known as forward process, a selected Deepfake image y_0 is gradually corrupted by adding Gaussian noise $\mathcal{N}(0, \sigma^2 \mathbf{I})$, following a non-homogeneous Markov chain. In the second stage, known as reverse process, the Deepfake that has been corrupted with s noising steps (x_s) is sequentially denoised by a parametrized generative model $D_\theta(x, \sigma)$. In our study, D_θ is a pretrained approximator, that has been optimized to minimize the Kullback-Leibler (KL) divergence between the designed distribution $p(x_s|y_0)$ and its target distribution $q(x_s|x_0)$, where x_0 is the restored version of the initial input image y_0 . A high–level overview of the generation of Deepfake attacks is presented in Figure 3. For more details about DifFace, the reader is referred to the original paper [16].

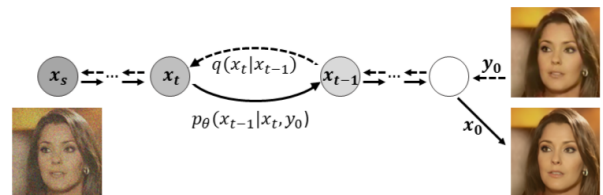


Figure 3: High–level overview of the generation of Deepfake attacks. A Deepfake image (y_0) is fed into the diffusion–based model [16]. The model creates a noisy sample x_s , by gradually adding Gaussian noise for s steps. The Deepfake attack (x_0) is then created by reversing the noising process.

4 Experiments

Datasets. In our study we experiment with FaceForensics++ (FF+) [13], a commonly used benchmark for evaluation of Deepfake detection methods. The dataset consists of 1000 real YouTube videos, each available in three different qualities. We use only the highest–quality, raw data. FF+ Deepfakes are generated by three different face–swapping techniques, i.e. DeepFakes, FaceSwap and FaceShifter, and two face reenactment methods, i.e. Face2Face and NeuralTextures. Our study is limited to single–image Deepfake detectors, so we chose to extract only every 10th frame from each sequence. The detection and cropping of face areas is performed with pretrained MTCNN. All extracted Deepfakes are then reconstructed with DifFace [16] 6 times, each time using a different value for the total number of diffusion timesteps: 1, 10, 25, 50, 75 and 100. Noise levels representing individual values are visualized

| Fake Data | SSIM | | | | | | LPIPS | | | | | | CSIM | | | | | |
|-----------|--------|--------|--------|--------|--------|--------|--------|--------|--------|--------|--------|--------|--------|--------|--------|--------|--------|--------|
| | s=1 | s=10 | s=25 | s=50 | s=75 | s=100 | s=1 | s=10 | s=25 | s=50 | s=75 | s=100 | s=1 | s=10 | s=25 | s=50 | s=75 | s=100 |
| DF | 0.9504 | 0.9475 | 0.9330 | 0.9045 | 0.8755 | 0.8457 | 0.0626 | 0.0625 | 0.0714 | 0.0951 | 0.1145 | 0.1286 | 0.9593 | 0.9366 | 0.8577 | 0.7015 | 0.5500 | 0.4008 |
| F2F | 0.9528 | 0.9496 | 0.9349 | 0.9066 | 0.8782 | 0.8496 | 0.0551 | 0.0552 | 0.0639 | 0.0850 | 0.1023 | 0.1145 | 0.9699 | 0.9481 | 0.8733 | 0.7210 | 0.5665 | 0.4105 |
| FSh | 0.9488 | 0.9451 | 0.9309 | 0.9041 | 0.8772 | 0.8496 | 0.0659 | 0.0660 | 0.0742 | 0.0960 | 0.1138 | 0.1265 | 0.9712 | 0.9482 | 0.8732 | 0.7153 | 0.5490 | 0.3895 |
| FS | 0.9544 | 0.9507 | 0.9352 | 0.9048 | 0.8744 | 0.8435 | 0.0513 | 0.0519 | 0.0597 | 0.0811 | 0.0994 | 0.1129 | 0.9687 | 0.9479 | 0.8777 | 0.7295 | 0.5709 | 0.4127 |
| NT | 0.9482 | 0.9455 | 0.9318 | 0.9046 | 0.8772 | 0.8489 | 0.0673 | 0.0670 | 0.0760 | 0.0986 | 0.1167 | 0.1293 | 0.9670 | 0.9462 | 0.8754 | 0.7290 | 0.5771 | 0.4217 |
| Avg. | 0.9509 | 0.9477 | 0.9332 | 0.9049 | 0.8765 | 0.8475 | 0.0604 | 0.0605 | 0.0690 | 0.0912 | 0.1093 | 0.1252 | 0.9672 | 0.9454 | 0.8715 | 0.7193 | 0.5627 | 0.4070 |

Table 1: The quality of generated attacks is evaluated using three different measures, i.e. Structural Similarity Index Measure (SSIM), Perceptual Image Patch Similarity (LPIPS) and Cosine Similarity Index Measure (CSIM). Each attack is compared to its corresponding unmodified FF+ Deepfake created with one of the five available Deepfake methods, here denoted by DF (DeepFakes), F2F (Face2Face), FSh (FaceShifter), FS (Face Swap) and NT (NeuralTextures).




Figure 4: Qualitative comparison of created Deepfake attacks. Low s values (number of noising diffusion steps) do not introduce any visually perceptible image changes. Higher s values on the other hand correct Deepfake inconsistencies, but in some cases might change the appearance of different face parts.

in Figure 2. In our experiments we follow the predetermined FF+ train, validation and test split.

Experimental details. For the generation of attacks, we use the publicly available official implementation of DifFace and associated pretrained weights¹. Generated attacks are then utilized to test the vulnerability of three different Deepfake detection models: Xception [3], Face X-Ray [7] and SRM² [10]. The naive classifier Xception and the frequency-based detector SRM are both trained from scratch, using real and unmodified Deepfake training samples. We train independent detectors for each FF+ Deepfake method. The evaluation of the self-supervised detector Face X-Ray is performed with a pretrained model³. All trained detectors are tested separately on regular FF+ Deepfakes and Deepfake attacks generated with different noise levels.

Evaluation metrics. Before testing the vulnerability of Deepfake detectors to generated attacks, we assess the visual quality of reconstructed Deepfakes by comparing them to their corresponding unmodified images. Their perceived quality is estimated with Structural Similarity Index Measure (SSIM). For comparison of higher-level image features we use Learned Perceptual Image Patch Similarity (LPIPS), based on a pretrained SqueezeNet. Finally, the preservation of the identity represented with unmodified Deepfakes is calculated with Cosine Similarity Index

Measure (CSIM) based on identity vectors extracted by AdaFace.

The accuracy of Deepfake detectors is evaluated in terms of True Positive Rate (TPR), representing the percentage of detected Deepfakes. To ensure fair comparison of individual experimental runs and to simulate a real-world scenario, each detection method is first evaluated on the testing subset of real and unmodified fake images. The threshold at the Equal Error Rate (EER) point is then also used for the classification of attacks.

5 Results

Quality assessment of Deepfake attacks. The generation of Deepfake attacks with the selected approach introduces inevitable image changes. The quantitative evaluation of their visual quality is given in Table 1. As can be seen from calculated SSIM and LPIPS values, reconstructing Deepfakes with up to $s = 25$ noising steps does not significantly change their structure. A higher number of noising steps on the other hand modifies the initial image more drastically, which in turn decreases the CSIM value, indicating that the identity of the face has been degraded to some extent. The qualitative analysis of attacks also confirms these findings. As can be seen in Figure 4, there are no obvious, perceivable differences between unmodified Deepfakes ($s = 0$) and attacks denoted by $s = 1$, $s = 10$ and $s = 25$. We observe, that higher levels of noise in general produce much more realistic images. Moreover, with $s = 100$ the diffusion

¹<https://github.com/zsyOAOA/DifFace>

²<https://github.com/crywang/face-forgery-detection>

³<https://github.com/wkq-wukaiqi/Face-X-Ray>

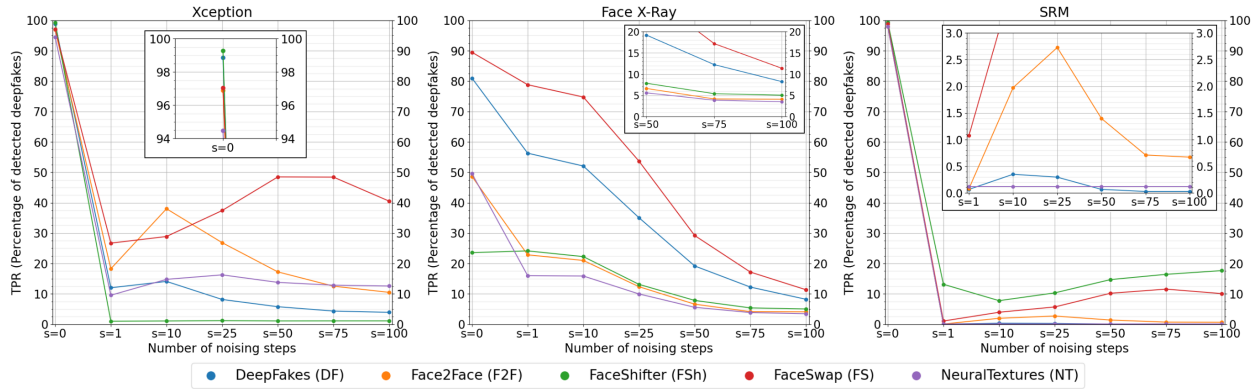


Figure 5: Percentage of detected FF+ Deepfakes ($s = 0$) and attacks ($s > 0$) with tested Deepfake detectors. The threshold for the calculation of TPRs equals the EER threshold of individual detectors, when they are evaluated on unmodified fake images ($s = 0$).

model has been found to be capable of completely removing typical Deepfake inconsistencies, such as double eyebrows, unnatural shadows, sharp facial stitching borders, etc. This noise level however often modifies the appearance (size, shape, color) of individual facial parts. **Evaluation of Deepfake detectors.** The percentage of successfully detected Deepfakes is first calculated on regular real and fake images from FaceForensics++, to obtain the EER threshold for the binary classification of samples. With this threshold, we then calculate the True Positive Rate of attacked detection models, when they are evaluated on modified subsets of Deepfakes. Obtained results are visualized in Figure 5. We observe, that only one denoising iteration with the DDM severely affects detectors’ accuracies. In general, discriminative methods (Xception and SRM) are far more prone to generated attacks in comparison to the self-supervised method (Face X-Ray). We also note, that as the number of noising steps s increases, the TPR value begins to improve to a certain extent. We hypothesize that at these noise levels, the DDM starts introducing artifacts, that can be in some cases recognized by Deepfake detectors. Nevertheless, further research is necessary, to clarify this phenomenon.

6 Conclusion

Recently discovered Denoising Diffusion Models (DDMs) have shown impressive capabilities of generating highly realistic and convincing images. Here, we investigate their potential employment as ready-to-use generators for black-box Deepfake attacks. Our experiments are performed on Deepfakes from FaceForensics++. We attack three different single-image Deepfake detection methods, i.e. Xception, Face X-Ray and SRM. Our study shows, that all tested detectors are highly vulnerable to even minor image modifications applied by the DDM.

References

- [1] D. Afchar, V. Nozick, J. Yamagishi, and I. Echizen. MesoNet: A Compact Facial Video Forgery Detection Network. In *IEEE International Workshop on Information Forensics and Security (WIFS)*, pages 1–7, 2018.
- [2] N. Carlini and H. Farid. Evading Deepfake-Image Detectors with White- and Black-Box Attacks. In *IEEE Conference on Com-*

- puter Vision and Pattern Recognition Workshops (CVPRW)*, pages 2804–2813, 2020.
- [3] F. Chollet. Xception: Deep Learning with Depthwise Separable Convolutions. In *IEEE Conference on Computer Vision and Pattern Recognition (CVPR)*, pages 1800–1807, 2017.
- [4] P. Dhariwal and A. Nichol. Diffusion Models Beat GANs on Image Synthesis. In *Advances in Neural Information Processing Systems (NIPS)*, volume 34, pages 8780–8794, 2021.
- [5] A. Gandhi and S. Jain. Adversarial Perturbations Fool Deepfake Detectors. In *International Joint Conference on Neural Networks (IJCNN)*, pages 1–8, 2020.
- [6] S. Hussain, P. Neekhara, M. Jere, F. Koushanfar, and J. McAuley. Adversarial Deepfakes: Evaluating Vulnerability of Deepfake Detectors to Adversarial Examples. In *IEEE Winter Conference on Applications of Computer Vision (WACV)*, pages 3348–3357, 2021.
- [7] L. Li, J. Bao, T. Zhang, H. Yang, D. Chen, F. Wen, and B. Guo. Face X-Ray for More General Face Forgery Detection. In *IEEE Conference on Computer Vision and Pattern Recognition (CVPR)*, pages 5000–5009, 2020.
- [8] C. Liu, H. Chen, T. Zhu, J. Zhang, and W. Zhou. Making Deepfakes More Spurious: Evading Deep Face Forgery Detection Via Trace Removal Attack. *arXiv:2203.11433*, 2022.
- [9] H. Liu, X. Li, W. Zhou, Y. Chen, Y. He, H. Xue, W. Zhang, and N. Yu. Spatial-Phase Shallow Learning: Rethinking Face Forgery Detection in Frequency Domain. In *IEEE Conference on Computer Vision and Pattern Recognition (CVPR)*, pages 772–781, 2021.
- [10] Y. Luo, Y. Zhang, J. Yan, and W. Liu. Generalizing Face Forgery Detection With High-Frequency Features. In *IEEE Conference on Computer Vision and Pattern Recognition (CVPR)*, pages 16317–16326, 2021.
- [11] P. Neekhara, B. Dolhansky, J. Bitton, and C. Canton-Ferrer. Adversarial Threats to DeepFake Detection: A Practical Perspective. In *IEEE Conference on Computer Vision and Pattern Recognition Workshops (CVPRW)*, pages 923–932, 2021.
- [12] H. H. Nguyen, F. Fang, J. Yamagishi, and I. Echizen. Multi-task Learning for Detecting and Segmenting Manipulated Facial Images and Videos. In *IEEE International Conference on Biometrics Theory, Applications and Systems (BTAS)*, pages 1–8, 2019.
- [13] A. Rossler, D. Cozzolino, L. Verdoliva, C. Riess, J. Thies, and M. Niessner. FaceForensics++: Learning to Detect Manipulated Facial Images. In *IEEE International Conference on Computer Vision (ICCV)*, 2019.
- [14] K. Shiohara and T. Yamasaki. Detecting Deepfakes with Self-Blended Images. In *IEEE Conference on Computer Vision and Pattern Recognition (CVPR)*, pages 18699–18708, 2022.
- [15] C. Wang and W. Deng. Representative Forgery Mining for Fake Face Detection. In *IEEE Conference on Computer Vision and Pattern Recognition (CVPR)*, pages 14923–14932, 2021.
- [16] Z. Yue and C. C. Loy. DiffFace: Blind Face Restoration with Diffused Error Contraction. *arXiv:2212.06512*, 2022.