

A stochastic optimization approach to minimize robust density power-based divergences for general parametric density models

Akifumi Okuno^{1,2}

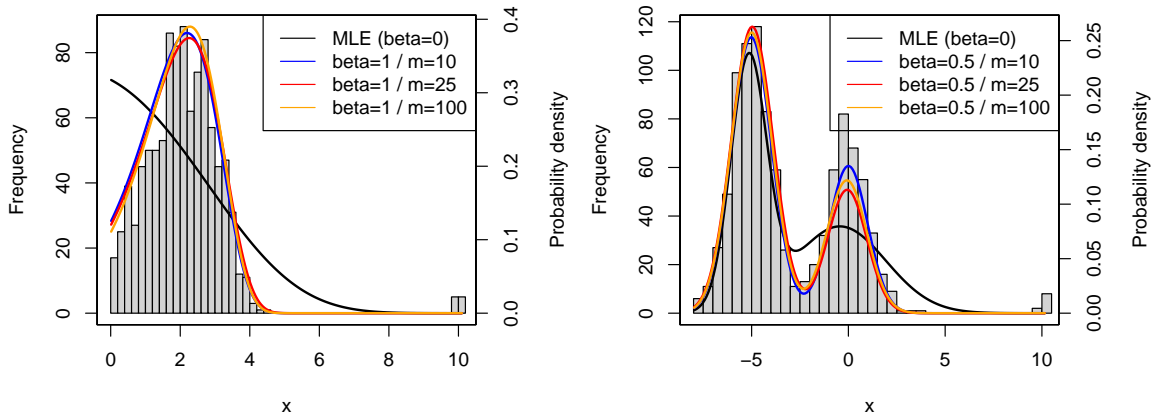
¹The Institute of Statistical Mathematics

²RIKEN Center for Advanced Intelligence Project

Abstract

Density power divergence (DPD) [Basu et al. (1998), *Biometrika*], which is designed to estimate the underlying distribution of the observations robustly against outliers, comprises an integral term of the power of the parametric density models to be estimated. While the explicit form of the integral term can be obtained for some specific densities (such as normal density and exponential density), its computational intractability has prohibited the application of DPD-based estimation to more general parametric densities, over a quarter of a century since the proposal of DPD. This study proposes a simple stochastic optimization approach to minimize DPD for general parametric density models and explains its adequacy by referring to conventional theories on stochastic optimization. The proposed approach also can be applied to the minimization of another density power-based γ -divergence with the aid of unnormalized models.

Keywords: robust density power divergence, general parametric densities, stochastic optimization



(a) **Gompertz distribution** with the true parameter $(\omega_*, \lambda_*) = (1, 0.1)$.

(b) **Gaussian mixture** with the true parameter $(\mu_{1*}, \sigma_{1*}, \mu_{2*}, \sigma_{2*}, \alpha_*) = (-5, 0, 1, 1, 0.6)$.

Figure 1: Gompertz and Gaussian mixture models, where the explicit forms of integral terms of the powered densities cannot be obtained, are estimated by the proposed stochastic optimization algorithm under the outlier contamination. The black line represents the maximum likelihood estimator (MLE), and the colored lines represent the density power estimators. In these experiments, outliers are generated from the normal distribution $N(10, 1)$ with the contamination ratio $\xi = 0.01$. See Section 4 for more details.

1 Introduction

As the presence of outliers within observations may adversely affect the statistical inference, robust statistics has been developed for several decades (Huber and Ronchetti, 1981; Hampel et al., 1986; Maronna et al., 2006). Amongst many possible directions, the divergence-based approach, which estimates some parameters in probabilistic models by minimizing the divergence to underlying distributions, has drawn considerable attention owing to its compatibility with the probabilistically formulated problems. Particularly, the density power divergence (DPD, also known as β -divergence; Basu et al., 1998) simply extends the Kullback-Leibler divergence to be robust against outliers, and DPD is one of the most widely recognized divergences across disciplines. To name a few, DPD is applied to blind source separation (Minami and Eguchi, 2002), matrix factorization (Tan and Févotte, 2012), more general signal processing (Basseville, 2013), Bayesian inference (Ghosh and Basu, 2016), variational inference (Futami et al., 2018), and so forth to enhance their robustness.

DPD comprises an integral term of the power of the parametric density models to be estimated. Unfortunately, however, an explicit form of this integral term can be obtained only for specific density functions including normal density (Basu et al., 1998), exponential density (Jones et al., 2001), generalized Pareto density (Juárez and Schucany, 2004), and Weibull density (Basu et al., 2016); most of the existing literature considers only the normal density function. The computational difficulty of this integral term has prohibited the application of DPD-based estimation to general parametric density models, over a quarter of a century since the proposal of DPD. To overcome this computational limitation, for instance, Okuno and Shimodaira (2019) considers matching mean functions instead of matching probability densities, Fujisawa and Eguchi (2006) minimizes an upper-bound of DPD for Gaussian mixture, and Kawashima and Fujisawa (2019) computes a finite approximation of the intractable term for Poisson distribution. While these challenging attempts may provide individual solutions for each parametric density estimation, they cannot be generalized to the remaining countlessly many types of parametric density models, such as inverse-Gaussian and Gompertz densities (see, e.g., Krishnamoorthy (2006) for a list of statistical distributions). Such a strong restriction of the parametric density models forces the statistical inferences to be suffered from unwilling model misspecification, which is incongruous with the estimation robust against “outliers”. Therefore, a general approach to minimize the DPD for general parametric density models is greatly appreciated.

One straightforward approach to compute the integral term is to conduct a numerical integration, and we may compute gradient descent to minimize DPD. However, for parameter estimation problems, the gradient descent requires computing the numerical integration for each iteration, and its computational complexity is non-negligibly high. Interestingly, the conventional stochastic optimization framework suggests that the gradient is not needed to be exactly computed (Robbins and Monro, 1951; Ghadimi and Lan, 2013); for a familiar example, the gradient for each iteration is enough to be computed with only a small number of (sub-sampled) observations called minibatch, even for training deep neural networks (Ghadimi and Lan, 2013; Goodfellow et al., 2016). In the context of statistics and machine learning, it is known that even a log-likelihood sometimes falls into a computationally intractable form, due to the normalization constant of the probabilistic model (typically in the integral form). Intractable maximum likelihood estimation (Geyer and Thompson, 1992), contrastive divergence learning (Hinton, 2002; Carreira-Perpiñán and Hinton, 2005), and their subsequent studies have been developed to optimize such an intractable likelihood by approximating the gradient. Following a similar idea, this study proposes computing stochastic gradient descent, whose gradient of the DPD is unbiasedly estimated by a stochastic term. See Figure 1 for illustration, including the estimation of Gompertz and Gaussian mixture density models; the proposed approach can be applied to general parametric density models.

This study also discusses that another well-known density power-based γ -divergence (Fujisawa and Eguchi, 2008) can be minimized in the same way with the aid of unnormalized models (Kanamori and Fujisawa, 2015).

2 Density power estimator

In this section, the background and the problem setting of this study are shown in Section 2.1 and 2.2. Our proposal, a stochastic gradient descent algorithm using an unbiased stochastic gradient is shown in Section 2.3.

2.1 Background: density power divergence and estimator

Let $d \in \mathbb{N}$ and let $\mathcal{X} \subset \mathbb{R}^d$. Suppose that given vectors $x_1, x_2, \dots, x_n \in \mathcal{X}$ are independently and identically drawn from a distribution Q whose support is $\mathcal{X} \subset \mathbb{R}^d$. This study considers estimating the underlying distribution Q by a parametric distribution P_θ , using the observed vectors x_1, x_2, \dots, x_n . p_θ denotes a probability density function of the distribution P_θ .

Let $\beta > 0$ be a user-specified hyperparameter, typically specified as $\beta = 0.1, 0.5$ or $\beta = 1$. β is also called a power-parameter. The *density power divergence* (DPD, also known as β -divergence; Basu et al. (1998), Eguchi and Kano (2001), Basu et al. (2011)) between the underlying distribution Q and the parametric distribution P_θ (equipped with the parameter $\theta \in \Theta \subset \mathbb{R}^s, s \in \mathbb{N}$) is defined by

$$D_\beta(Q, P_\theta) := d_\beta(Q, P_\theta) - d_\beta(Q, Q),$$

where

$$d_\beta(Q, P_\theta) = -\frac{1}{\beta} \int_{\mathcal{X}} p_\theta(x)^\beta dQ(x) + r_\theta^{(\beta)}, \quad \left(r_\theta^{(\beta)} = \frac{1}{1+\beta} \int_{\mathcal{X}} p_\theta(x)^{1+\beta} dx \right) \quad (1)$$

is referred to as *density power cross entropy* (DPCE). While the above DPD and DPCE are defined for the continuous distribution Q , the integral should be replaced with the discrete summation if Q is a discrete distribution. DPD can be regarded as a discrepancy measure between two distributions Q, P_θ ; we can estimate the parameter θ in the model P_θ by minimizing the DPD. The DPD reduces to the well-known Kullback-Leibler divergence $D(Q, P_\theta) = d(Q, P_\theta) - d(Q, Q)$, $d(Q, P_\theta) = \int \log p_\theta(x) dQ(x)$ by taking the limit $\beta \searrow 0$.

DPD has a robustness property. Consider the case that Q is composed of the true distribution P_{θ_*} and the outlier distribution R , i.e.,

$$Q = (1 - \xi)P_{\theta_*} + \xi R \quad (2)$$

with the contamination ratio $\xi > 0$. As R represents the outlier distribution, we may assume that $v^{(\beta)}(\theta) := \frac{1}{\beta} \int p_\theta(x)^\beta dR(x) \geq 0$ is small enough with positive power-parameter $\beta > 0$ and $\theta \approx \theta_*$. Then, it holds for $\theta \approx \theta_*$ that

$$d_\beta(Q, P_\theta) = d_\beta((1 - \xi)P_{\theta_*} + \xi R, P_\theta) = d_\beta((1 - \xi)P_{\theta_*}, P_\theta) - v^{(\beta)}(\theta) \approx d_\beta((1 - \xi)P_{\theta_*}, P_\theta);$$

$d_\beta(Q, P_\theta)$ automatically relieves the adverse effect of outlier distribution R , and the DPD-based estimator is expected to be closer to underlying true parameter θ_* compared to the maximum likelihood estimator (MLE) which corresponds to $\beta = 0$.

While the explicit form of the underlying distribution Q is not obtained in practice, the DPCE (1) is empirically approximated by substituting the empirical distribution $\hat{Q}(x) = \frac{1}{n} \sum_{i=1}^n \mathbb{1}(x_i \leq x)$ into the distribution Q . The empirical DPCE is defined by

$$d_\beta(\hat{Q}, P_\theta) = -\frac{1}{\beta} \frac{1}{n} \sum_{i=1}^n p_\theta(x_i)^\beta + r_\theta^{(\beta)}, \quad (3)$$

and the empirical density power (DP) estimator $\hat{\theta}_\beta$ is defined as

$$\hat{\theta}_\beta = \operatorname{argmin}_{\theta \in \Theta} D_\beta(\hat{Q}, P_\theta) = \operatorname{argmin}_{\theta \in \Theta} d_\beta(\hat{Q}, P_\theta). \quad (4)$$

The empirical DP estimator reduces to the MLE by taking the limit $\beta \searrow 0$.

The aforementioned definitions and properties of DPD are explained in the vast amount of existing literature. See, e.g., Basu et al. (1998), Jones et al. (2001), Cichocki and Amari (2010), Basu et al. (2011), and Kanamori and Fujisawa (2015) for more details.

2.2 Problem: computational difficulty

Unfortunately, computation of the DP estimator (4) is intractable for general parametric density model p_θ , as an explicit form of the integral term $r_\theta^{(\beta)}$ cannot be obtained. Explicit form of the integral term $r_\theta^{(\beta)}$ can

be obtained only for several specific parametric density models, such as normal density and exponential density (see, e.g., [Jones et al. \(2001\)](#)); we obtain $r_\theta^{(\beta)} = (2\pi\sigma^2)^{-\beta/2}(1+\beta)^{-3/2}$ if p_θ represents the density function of the univariate normal distribution $N(\mu, \sigma^2)$. The problem here is to what extent the explicit form of the integral term $r_\theta^{(\beta)}$ can be obtained. While the extent has not been clarified to the best of the author's knowledge, at least, the above calculation can be extended to (slightly restricted) exponential family distributions whose density function is in the form

$$p_\theta(x) = h \exp(\langle \theta, u(x) \rangle - v(\theta)). \quad (5)$$

$h \geq 0$, $u: \mathcal{X} \rightarrow \mathbb{R}^s$ and $v: \Theta \rightarrow \mathbb{R}$ are user-specified parameter and functions, respectively. The family of these densities includes normal, exponential, and Gamma distributions, and we obtain the explicit form of $r_\theta^{(\beta)}$ as shown in Proposition 1. The proof is straightforward. See Appendix A.

Proposition 1. $r_\theta^{(\beta)} = \frac{1}{1+\beta} h^\beta \exp(v((1+\beta)\theta) - (1+\beta)v(\theta))$ for the parametric density (5).

While there exist several remaining distributions whose explicit form of $r_\theta^{(\beta)}$ can be obtained (see, e.g., [Juárez and Schucany \(2004\)](#) for generalized Pareto distribution, and [Basu et al. \(2016\)](#) for Weibull distribution), $r_\theta^{(\beta)}$ is in general still computationally intractable. Following the proof shown in Appendix A, we can easily observe that Proposition 1 cannot be extended to the exponential family with non-constant base measure $h(x)$, i.e., $p_\theta(x) = h(x) \exp(\langle \theta, u(x) \rangle - v(\theta))$. This family includes inverse-Gaussian distribution, Poisson distribution, and so forth. One possible approach to compute $r_\theta^{(\beta)}$ for such density functions is leveraging the numerical integration. For instance, if the support of the general parametric density model $p_\theta(x)$ is \mathbb{R} , we may compute a numerical integration

$$\frac{1}{1+\beta} \frac{2M}{N} \sum_{i=1}^N p_\theta(z_i)^{1+\beta}, \quad (6)$$

with $z_i = -M + 2M(i-1)/(N-1)$. By taking the limit $N, M \rightarrow \infty$, it is expected that (6) converges to $r_\theta^{(\beta)}$. Then, we may compute the gradient-based optimization algorithms, using the gradient of the numerical integration (6). For discrete Poisson case, [Kawashima and Fujisawa \(2019\)](#) employs a similar idea for the parameter estimation using a slightly different (but essentially the same) divergence called γ -divergence ([Fujisawa and Eguchi, 2008](#)).

However, significantly approximating $r_\theta^{(\beta)}$ requires specifying large $N, M \in \mathbb{N}$. To make matters worse, minimizing the DPD in this way requires computing the gradient of the numerical integration (6) for each iteration, resulting in non-negligibly high computational complexity.

2.3 Proposal: stochastic gradient descent using unbiased stochastic gradient

To dodge the high computational complexity described in Section 2.2, this study employs a stochastic gradient descent using an unbiased stochastic gradient.

We first describe the idea in an intuitive manner. While the approach described in the last of Section 2.2 intended to compute the “exact” integration for optimization, this study considers employing a “rough” estimate of the gradient, i.e., a stochastic (unbiased) estimator of the exact gradient. With the stochastic gradient $g_t(\theta^{(t)})$ satisfying

$$\mathbb{E}(g_t(\theta^{(t)})) = \frac{\partial}{\partial \theta} d_\beta(\hat{Q}, P_{\theta^{(t)}}) \quad (7)$$

(and $\|\mathbb{V}(g_t(\theta^{(t)}))\| < \infty$), conventional theories prove that the parameter $\theta^{(t)}$ iteratively updated by stochastic gradient descent

$$\theta^{(t)} = \theta^{(t-1)} - \eta_t g_{t-1}(\theta^{(t-1)}) \quad (t = 1, 2, \dots, T) \quad (8)$$

with the decreasing learning rate $\eta_t \searrow 0$ yields the convergence of $\frac{\partial}{\partial \theta} d_\beta(\hat{Q}, P_{\theta^{(t)}})$ to 0 (as $t \rightarrow \infty$). See Proposition 2 for more rigorous description.

Traditionally speaking, this type of optimization algorithm has its roots in [Robbins and Monro \(1951\)](#), and a similar idea can be found in maximum likelihood estimation of computationally intractable probability models ([Geyer and Thompson, 1992](#); [Hinton, 2002](#); [Carreira-Perpiñán and Hinton, 2005](#)). A significant benefit to employing such a stochastic optimization algorithm is that we can dodge the exact computation of the gradient, which is computationally intensive due to the numerical integration (6).

In DPD-based estimation, we can define an unbiased stochastic gradient $g_t(\theta^{(t)})$ as follows. Let \tilde{P}_t be a user-specified distribution, such that random numbers can be generated from \tilde{P}_t . \tilde{p}_t denotes its probability density function. With functions $w_t(y) = p_{\theta^{(t)}}(y)/\tilde{p}_t(y)$ and $t_\theta(x) = \partial \log p_\theta(x)/\partial \theta$, we randomly generate independent $m \in \mathbb{N}$ samples $Y_m^{(t)} = (y_1^{(t)}, y_2^{(t)}, \dots, y_m^{(t)})$ from \tilde{P}_t , and define

$$g_t(\theta^{(t)}) = -\frac{1}{n} \sum_{i=1}^n p_{\theta^{(t)}}(x_i)^\beta t_{\theta^{(t)}}(x_i) + \frac{1}{m} \sum_{j=1}^m w_t(y_j^{(t)}) p_{\theta^{(t)}}(y_j^{(t)})^\beta t_{\theta^{(t)}}(y_j^{(t)}). \quad (9)$$

While we employ $\tilde{P}_t = P_{\theta^{(t)}}$ in our experiments (so as to obtain constant weight function $w_t(y) = 1$) for simplicity, we may employ normal distribution or some other computationally-tractable distributions to generate $Y_m^{(t)}$. Interestingly, (9) obviously satisfies the unbiasedness assumption (7) (by taking the expectation with respect to $Y_m^{(t)}$), *regardless of the sample size $m \in \mathbb{N}$* . Even if we employ $m = 1$, the stochastic gradient descent equipped with (9) is proved to minimize DPD (though the optimization procedure can be slightly unstable when $m \in \mathbb{N}$ is excessively small); this approach much reduces the computational complexity, as it does not need to take the limit $m \rightarrow \infty$ unlike the numerical integration (6). Our numerical experiments in Section 4 demonstrate that $m = 10$ is enough for plausible computation. A slightly simpler version of the convergence theorem shown in [Ghadimi and Lan \(2013\)](#) is summarized in Proposition 2. While this study considers only the simple stochastic algorithm, several options such as variance reduction ([Wang et al., 2013](#)) and their theories also can be incorporated to our approach.

Proposition 2 (A simpler version of [Ghadimi and Lan \(2013\)](#) Theorem 2.1 (a)). Let $m \in \mathbb{N}$ be arbitrarily fixed. Assume that (i) $f(\theta) = d_\beta(\hat{Q}, P_\theta)$ is smooth, (ii) its gradient satisfies the Lipschitz property, i.e., $\|\partial f(\theta)/\partial \theta - \partial f(\theta')/\partial \theta\| \leq L\|\theta - \theta'\|$, (iii) $\mathbb{E}_{Y_m^{(t)}}(g_t(\theta^{(t)})) = \partial f(\theta^{(t)})/\partial \theta$ and (iv) $\mathbb{E}_{Y_m^{(t)}}(\|g_t(\theta^{(t)}) - \partial f(\theta^{(t)})/\partial \theta\|^2) \leq \sigma^2$ for some $\sigma \geq 0$, for any $t \in 1, 2, \dots, T$. Assume that the learning rate $\{\eta_t\}_{t=1}^T$ satisfies $\sum_{t=1}^T \eta_t \rightarrow \infty$ and $\{\sum_{t=1}^T \eta_t\}^{-1} \sum_{t=1}^T \eta_t^2 \rightarrow 0$ as $T \rightarrow \infty$. Then, the sequence $\{\theta^{(t)}\}$ obtained by the stochastic gradient descent (8) satisfies

$$\mathbb{E}_\tau \left(\left\| \frac{\partial}{\partial \theta} d_\beta(\hat{Q}, P_{\theta^{(\tau)}}) \right\|^2 \right) \xrightarrow{\text{in prob.}} 0 \quad (T \rightarrow \infty).$$

\mathbb{E}_τ represents the expectation with respect to the step $\tau \in \{1, 2, \dots, T\}$ randomly chosen with the probability $\mathbb{P}(\tau = k | T) = \{2\eta_k - L\eta_k^2\} / \sum_{k=1}^T \{2\eta_k - L\eta_k^2\}$ ($k = 1, 2, \dots, T$).

While the assumptions (i)–(iv) are slightly restrictive for general distribution P_θ particularly in the outer region of the parameter space Θ , we may customize the functions (only in the outer region which is out of interest in parameter estimation) so as to satisfy (i)–(iv). In any case, conditions (i)–(iv) are needed for mathematical completeness, and the convergence are examined in our numerical experiments shown in Section 4. The application range and the compatibility with the robust statistics of our approach are also discussed in Note 1 and 2.

Note 1 (Application range of the proposed approach). Our approach can be computed even for the mixture of the distributions of inverse Gaussian, Gompertz, and so forth while our experiment considers only the Gaussian distribution in mixture setting (which is also considered in [Fujisawa and Eguchi \(2006\)](#)).

Note 2 (Compatibility of stochastic optimization with robust estimation). It is known that the robust density power-based divergences are in general non-convex functions with respect to the model parameter $\theta \in \Theta$. As also noted in [Kawashima and Fujisawa \(2019\)](#), the stochastic approach is compatible with such a non-convex optimization; even in our setting, Proposition 2 does not require the non-convexity on the divergence. See, e.g., [Jin et al. \(2021\)](#) for the recent theoretical analyses of the stochastic optimization applied to non-convex functions.

In addition to the above simple optimization problem, we note that a challenging attempt to conduct a Bayesian inference (i.e., computing the posterior distribution, but not the single-point estimator $\hat{\theta}_\beta$) with robust divergences using general parametric models can be found in a very recent work (Yonekura and Sugawara, 2023). Its main purpose is to select the power-parameter β by applying Jewson and Rossell (2022) to robust divergence settings. Therein, the power-parameter β (but not θ) is updated by a gradient descent, with the gradient stochastically approximated with sequential monte-carlo samplers. While It has a potential to be computed with general parametric models, they consider a slightly different Bayesian problem. Their numerical experiments employ only the normal densities, and $m = 2000$ monte-carlo samples are generated to approximate the gradient in each iteration while ours consider smaller sample size m (even $m = 3$ yields plausible results in our experiment).

3 Application to the minimization of γ -divergence

More recently, the γ -divergence (Fujisawa and Eguchi, 2008; Kanamori and Fujisawa, 2015) $D_\gamma(Q, P_\theta) = d_\gamma(Q, P_\theta) - d_\gamma(Q, Q)$ defined with the γ -cross entropy (GCE)

$$d_\gamma(Q, P_\theta) = -\frac{1}{\gamma} \log \int_{\mathcal{X}} p_\theta(x)^\gamma dQ(x) + \frac{1}{1+\gamma} \log \int_{\mathcal{X}} p_\theta(x)^{1+\gamma} dx \quad (10)$$

has attracted considerable attention (Dawid et al., 2016; Futami et al., 2018; Castilla et al., 2022). γ -divergence is equivalent to a pseudo-spherical score (Good, 1971). γ -divergence has similar robust properties as the DPD, and it also comprises the integral of the powered density, which is in general computationally intractable. While several optimization approaches for γ -divergence including the Majorize-Minimization algorithm (Hunter and Lange, 2004; Hirose et al., 2017) have been developed, the parametric density models are still limited to normal density or several specific ones discussed so far.

The proposed approach cannot be directly applied to the optimization of GCE (10) as the log function applied to the integral term yields the bias of the stochastic gradient. However, our approach also can be used to minimize the GCE with the aid of unnormalized models (Kanamori and Fujisawa, 2015). An unnormalized model is defined as a general nonnegative function $f: \mathcal{X} \rightarrow \mathbb{R}_{\geq 0}$, while the probability density function should satisfy the integral constraint $\int f(x) dx = 1$. Kanamori and Fujisawa (2015) provides an important identity between minimizers of GCE and DPCE:

$$\hat{\theta}_\gamma = \arg \min_{\theta \in \Theta} d_\gamma(\hat{Q}, P_\theta) = \arg \min_{\theta \in \Theta} \left\{ \min_{c>0} d_\beta(\hat{Q}, cP_\theta) \right\} \Big|_{\beta=\gamma}.$$

Therefore, stochastic gradient descent for the augmented parameter $\tilde{\theta} = (\theta, c)$, with a slightly modified version of the stochastic gradient (9) for θ :

$$-(c^{(t)})^\gamma \frac{1}{n} \sum_{i=1}^n p_{\theta^{(t)}}(x_i)^\gamma t_{\theta^{(t)}}(x_i) + (c^{(t)})^{1+\gamma} \frac{1}{m} \sum_{j=1}^m w_t(y_j^{(t)}) p_{\theta^{(t)}}(y_j^{(t)})^\gamma t_{\theta^{(t)}}(y_j^{(t)})$$

and that for the scale parameter $c > 0$:

$$-(c^{(t)})^{\gamma-1} \frac{1}{n} \sum_{i=1}^n p_{\theta^{(t)}}(x_i)^\gamma + (c^{(t)})^\gamma \frac{1}{m} \sum_{j=1}^m w_t(y_j^{(t)}) p_{\theta^{(t)}}(y_j^{(t)})^\gamma$$

is expected to produce the γ -estimator $\hat{\theta}_\gamma$, which minimizes the γ -divergence. Note that $Y_m^{(t)} = (y_1^{(t)}, \dots, y_m^{(t)})$ are i.i.d. generated from the distribution \tilde{P}_t (i.e., no need to consider the scale parameter $c > 0$ for the generation of $Y_m^{(t)}$).

4 Numerical experiments

This section describes the numerical experiments. To demonstrate the proposed approach, we synthetically generate $n = 1000$ observations x_1, x_2, \dots, x_n from the contaminated distribution (2):

$$Q = (1 - \xi)P_{\theta_*} + \xi R.$$

Particularly, we employ for (the outlier distribution) R the normal distribution with mean $\mu = 10$ and the standard deviation $\sigma = 1$. For the parametric distribution P_θ , we employ the four types of parametric densities:

1. **Normal distribution**, with the true parameter $\theta_* = (\mu_*, \sigma_*) = (0, 1)$.
2. **Inverse Gaussian distribution**, with the true parameter $\theta_* = (\mu_*, \lambda_*) = (1, 3)$.
3. **Gompertz distribution**, with the true parameter $\theta_* = (\omega_*, \lambda_*) = (1, 0.1)$.
4. **Gaussian mixture distribution**, with the true parameter $\theta_* = (\mu_{1*}, \sigma_{1*}, \mu_{2*}, \sigma_{2*}, \alpha_*) = (-5, 0, 1, 1, 0.6)$.

See Appendix B for the definitions of the distributions (ii)–(iv). We compute the density power estimators by conducting the stochastic gradient descent (SGD) with the stochastic gradient (9). The parameters to be estimated are initialized by the maximum likelihood estimation. Learning rate η_t is decreased by multiplying the decay rate $r = 0.7$ for each 25 iterations: remaining settings (T, η_0) of the SGD are (i) (500, 1), (ii) (1000, 1), (iii) (1000, 0.5), (iv) (1000, 1). Contamination ratios are $\xi = 0.1$ for (i) and (ii), and $\xi = 0.01$ for (iii) and (iv). Estimation results of (i)–(iv) are shown in Figures 3, 4, 1(a) and 1(b), respectively.

Firstly, for the setting (i) normal distribution, we can compute the exact empirical DPCE by virtue of Proposition 1 (while the integral terms cannot be computed for the remaining settings (ii)–(iv)). We monitor the empirical DPCE via the SGD iterations. See Figure 2. We can observe that the SGD significantly reduces the DPCE. All the DPCE get close to almost the same value regardless of the sample size $m \in \mathbb{N}$, while the DPCE sequence has a larger variance if smaller m is employed.

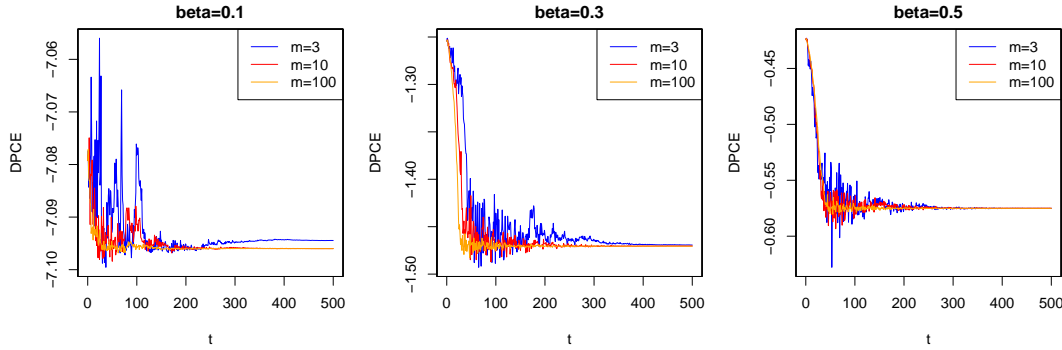


Figure 2: Convergence of the (empirical) density power cross entropy when P_θ is a normal distribution.

Also see Figure 3: the DPD-based estimators fit to the true normal distribution robustly against the outlier distribution $R = N(10, 1)$. The estimated results are not much different for different $m \in \mathbb{N}$, and larger $\beta > 0$ provides more robust estimators. For the settings (ii)–(iv), see Figures 4, 1(a), and 1(b). Almost the same tendency can be observed.

With the same setting as (i) normal distribution, we also minimize γ -cross entropy (GCE). The settings are all the same, and the initial value of the scale parameter $c > 0$ is specified as $c = 1$. We computed the exact values of empirical GCE as shown in Figure 5. We can observe that the GCE reduces as well as the empirical DPCE. The obtained distributions are almost the same as those of the DPD. The Figures are skipped due to the page limitation. During the iteration, the scale parameter $\hat{c} > 0$ for unnormalized models discussed in Section 3 is also monitored. See Figure 6. We can observe that the scale parameter converges to the scale of the true density $1 - \xi = 0.9$.

We last note that R source codes to reproduce the experimental results are provided in <https://github.com/oknakfm/DPD>.

5 Conclusion

This study provided a stochastic optimization approach to minimize the robust density power divergence for general parametric density models. This study explained its adequacy with the aid of conventional theories

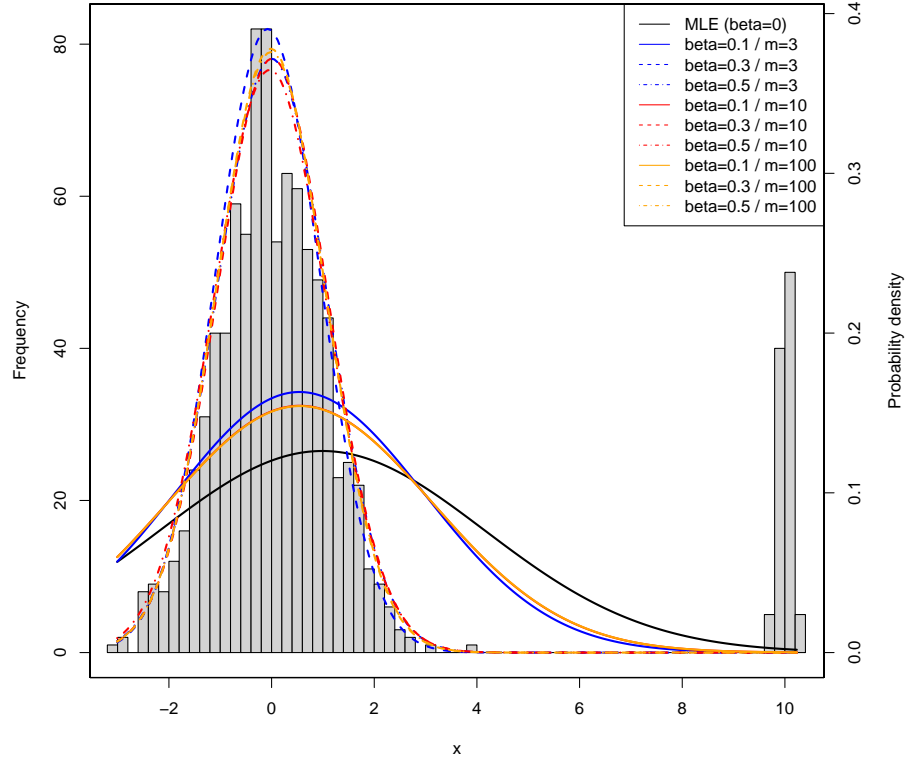


Figure 3: **Normal distribution** with the true parameter $(\mu_*, \sigma_*) = (0, 1)$.

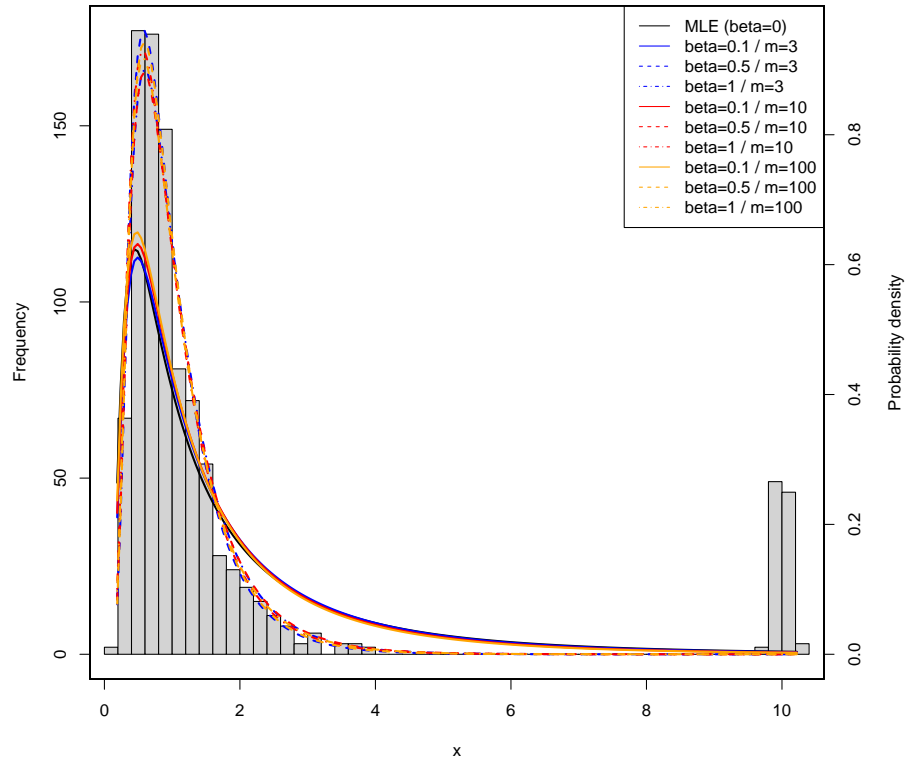


Figure 4: **Inverse Gaussian distribution** with the true parameter $(\mu_*, \lambda_*) = (1, 3)$.

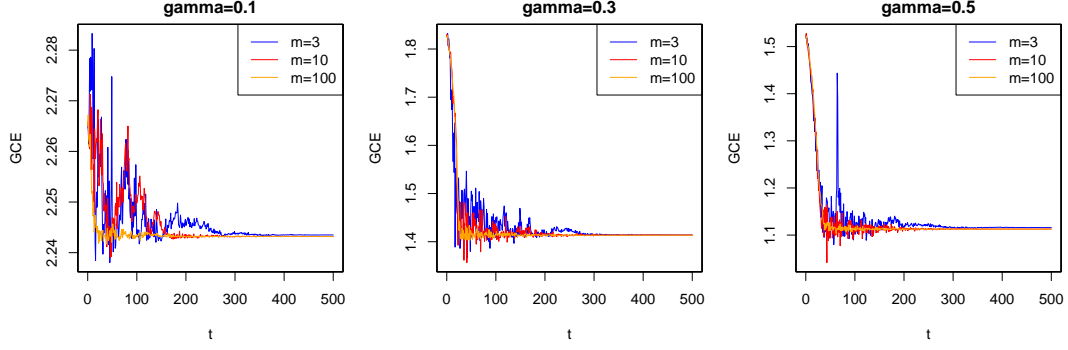


Figure 5: Convergence of the (empirical) γ -cross entropy when P_θ is a normal distribution.

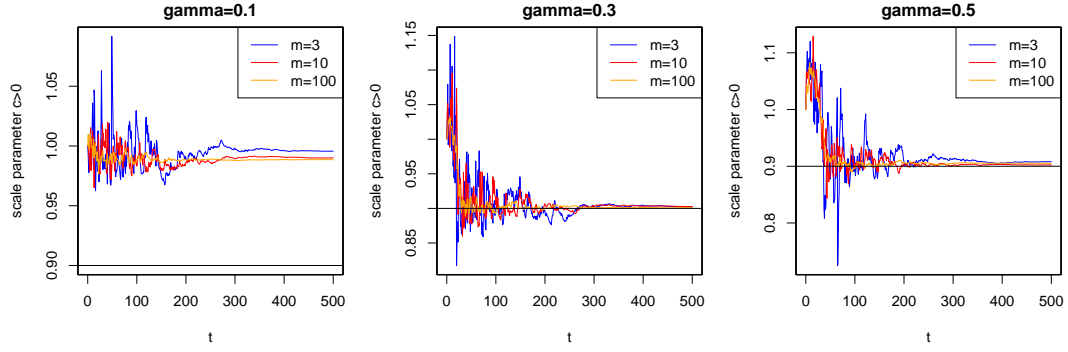


Figure 6: Scale parameter \hat{c} obtained by minimizing empirical γ -cross entropy. It is preferable that \hat{c} converges to $1 - \xi = 0.9$ (black line).

on stochastic gradient descent. Our stochastic approach was also used to minimize γ -divergence with the aid of unnormalized models. Numerical experiments demonstrated the proposed approach.

Acknowledgement

A. Okuno was supported by JSPS KAKENHI (21K17718, 22H05106). We would like to thank Shintaro Hashimoto, Takayuki Kawashima, Kazuharu Harada, Keisuke Yano, and Takahiro Kawashima for the helpful discussions.

A Proof of Proposition 1

As we have

$$\begin{aligned}
 p_\theta(x)^{1+\beta} &= h^{1+\beta} \exp((1+\beta)\langle\theta, u(x)\rangle - (1+\beta)v(\theta)) \\
 &= h^{1+\beta} \exp(\langle(1+\beta)\theta, u(x)\rangle - v((1+\beta)\theta) + v((1+\beta)\theta) - (1+\beta)v(\theta)) \\
 &= h^\beta \exp(v((1+\beta)\theta) - (1+\beta)v(\theta)) \underbrace{h \exp(\langle(1+\beta)\theta, u(x)\rangle - v((1+\beta)\theta))}_{=p_{(1+\beta)\theta}(x)},
 \end{aligned}$$

we obtain

$$r_\theta^{(\beta)} = \frac{1}{1+\beta} \int_{\mathcal{X}} p_\theta(x)^{1+\beta} dx = \frac{1}{1+\beta} h^\beta \exp(v((1+\beta)\theta) - (1+\beta)v(\theta)).$$

B Distributions

- (1) **Inverse Gaussian distribution:** the probability density function is

$$p_{\theta}^{(IG)}(x) = \sqrt{\frac{\lambda}{2\pi x^3}} \exp\left(-\frac{\lambda(x-\mu)^2}{2\mu^2 x}\right), \quad (x > 0)$$

where $\mu > 0$ is the mean parameter and $\lambda > 0$ is the shape parameter. As we have

$$t_{\theta}^{(IG)}(x) = \left(\frac{\lambda(x-\mu)}{\mu^3}, \frac{1}{2\lambda} - \frac{(x-\mu)^2}{2\mu^2 x} \right), \quad \theta = (\mu, \lambda),$$

the maximum likelihood estimator for θ is

$$\hat{\mu} = \frac{1}{n} \sum_{i=1}^n x_i, \quad \hat{\lambda} = \frac{1}{n^{-1} \sum_{i=1}^n \{x_i^{-1} - \hat{\mu}^{-1}\}}.$$

We leverage `ringgauss` function in `actuar` package in R language to generate random nubmers following the inverse Gaussian distribution.

- (2) **Gompertz distribution:** the probability density function is

$$p_{\theta}^{(Gom)}(x) = \lambda \exp\left(\omega x + \frac{\lambda}{\omega} \{1 - \exp(\omega x)\}\right), \quad (x \geq 0)$$

where $\omega > 0$ is the scale parameter and $\lambda > 0$ is the shape parameter. As we have

$$t_{\theta}^{(Gom)}(x) = \left(x - \lambda \left(\frac{1 - \exp(\omega x)}{\omega^2} + \frac{x \exp(\omega x)}{\omega} \right), \frac{1}{\lambda} + \frac{1 - \exp(\omega x)}{\omega} \right), \quad \theta = (\omega, \lambda),$$

the maximum likelihood estimator satisfies

$$\hat{\lambda} = -\frac{\hat{\omega}}{n^{-1} \sum_{j=1}^n \{1 - \exp(\hat{\omega} x_j)\}}, \quad \sum_{i=1}^n x_i + \frac{1}{n^{-1} \sum_{j=1}^n \{1 - \exp(\hat{\omega} x_j)\}} \sum_{i=1}^n \left\{ \frac{1 - \exp(\hat{\omega} x_i)}{\hat{\omega}} + x_i \exp(\hat{\omega} x_i) \right\} = 0.$$

We can numerically find $\hat{\omega}$ by the Newton-Raphson algorithm, whereby we obtain $\hat{\lambda}$. We leverage `rgompertz` function in `VGAM` package in R language to generate random numbers following the gompertz distribution.

- (3) **Gaussian mixture distribution:** the probability density function is

$$p_{\theta}^{(GM)}(x) = \alpha \phi(x; \mu_1, \sigma_1^2) + (1 - \alpha) \phi(x; \mu_2, \sigma_2^2), \quad \phi(x; \mu, \sigma) = \frac{1}{\sqrt{2\pi\sigma^2}} \exp\left(-\frac{(x-\mu)^2}{2\sigma^2}\right),$$

where $\alpha \in [0, 1]$ denotes the mixing coefficient. We have

$$t_{\theta}^{(GM)}(x) = \left(c_1 \frac{x - \mu_1}{\sigma_1^2}, c_1 \left\{ \frac{(x - \mu_1)^2}{\sigma_1^3} - \frac{1}{\sigma_1} \right\}, c_2 \frac{x - \mu_2}{\sigma_2^2}, c_2 \left\{ \frac{(x - \mu_2)^2}{\sigma_2^3} - \frac{1}{\sigma_2} \right\}, c_3 \right), \quad \theta = (\mu_1, \sigma_1, \mu_2, \sigma_2, \alpha)$$

where

$$c_1 = \frac{\alpha \phi(x; \mu_1, \sigma_1^2)}{p_{\theta}^{(GM)}(x)}, \quad c_2 = \frac{(1 - \alpha) \phi(x; \mu_2, \sigma_2^2)}{p_{\theta}^{(GM)}(x)}, \quad c_3 = \frac{\phi(x; \mu_1, \sigma_1^2) - \phi(x; \mu_2, \sigma_2^2)}{p_{\theta}^{(GM)}(x)}.$$

We computed the maximum likelihood estimator by leveraging the `GMM` fucntion in `ClusterR` package in R language.

References

- Basseville, M. (2013). Divergence measures for statistical data processing—an annotated bibliography. *Signal Processing*, 93(4):621–633.
- Basu, A., Harris, I. R., Hjort, N. L., and Jones, M. C. (1998). Robust and efficient estimation by minimising a density power divergence. *Biometrika*, 85(3):549–559.
- Basu, A., Mandal, A., Martin, N., and Pardo, L. (2016). Generalized wald-type tests based on minimum density power divergence estimators. *Statistics*, 50(1):1–26.
- Basu, A., Shioya, H., and Park, C. (2011). *Statistical inference: the minimum distance approach*. CRC press.
- Carreira-Perpiñán, M. A. and Hinton, G. (2005). On contrastive divergence learning. In *Proceedings of the Tenth International Workshop on Artificial Intelligence and Statistics*, volume R5 of *Proceedings of Machine Learning Research*, pages 33–40. PMLR.
- Castilla, E., Jaenada, M., Martín, N., and Pardo, L. (2022). Robust approach for comparing two dependent normal populations through wald-type tests based on rényi’s pseudodistance estimators. *Statistics and Computing*, 32(6):100.
- Cichocki, A. and Amari, S.-i. (2010). Families of alpha- beta- and gamma- divergences: Flexible and robust measures of similarities. *Entropy*, 12(6):1532–1568.
- Dawid, A. P., Musio, M., and Ventura, L. (2016). Minimum scoring rule inference. *Scandinavian Journal of Statistics*, 43(1):123–138.
- Eguchi, S. and Kano, Y. (2001). Robustifying maximum likelihood estimation by psi-divergence. *ISM Research Memorandum*, 802:762–763.
- Fujisawa, H. and Eguchi, S. (2006). Robust estimation in the normal mixture model. *Journal of Statistical Planning and Inference*, 136(11):3989–4011.
- Fujisawa, H. and Eguchi, S. (2008). Robust parameter estimation with a small bias against heavy contamination. *Journal of Multivariate Analysis*, 99(9):2053–2081.
- Futami, F., Sato, I., and Sugiyama, M. (2018). Variational inference based on robust divergences. In *Proceedings of the International Conference on Artificial Intelligence and Statistics*, *Proceedings of Machine Learning Research*, pages 813–822. PMLR.
- Geyer, C. J. and Thompson, E. A. (1992). Constrained monte carlo maximum likelihood for dependent data. *Journal of the Royal Statistical Society: Series B (Methodological)*, 54(3):657–683.
- Ghadimi, S. and Lan, G. (2013). Stochastic first-and zeroth-order methods for nonconvex stochastic programming. *SIAM Journal on Optimization*, 23(4):2341–2368.
- Ghosh, A. and Basu, A. (2016). Robust bayes estimation using the density power divergence. *Annals of the Institute of Statistical Mathematics*, 68:413–437.
- Good, I. (1971). Comment on “measuring information and uncertainty” by Robert R. Buehler. *Foundations of Statistical Inference*, pages 337–339.
- Goodfellow, I., Bengio, Y., and Courville, A. (2016). *Deep Learning*. MIT Press. <http://www.deeplearningbook.org>.
- Hampel, F., Ronchetti, E., Rousseeuw, P., and Stahel, W. (1986). *Robust Statistics: The Approach Based on Influence Functions*. Wiley Series in Probability and Statistics. Wiley.
- Hinton, G. E. (2002). Training products of experts by minimizing contrastive divergence. *Neural computation*, 14(8):1771–1800.

- Hirose, K., Fujisawa, H., and Sese, J. (2017). Robust sparse gaussian graphical modeling. *Journal of Multivariate Analysis*, 161:172–190.
- Huber, P. and Ronchetti, E. (1981). *Robust Statistics*. Wiley Series in Probability and Statistics. Wiley.
- Hunter, D. R. and Lange, K. (2004). A tutorial on MM algorithms. *The American Statistician*, 58(1):30–37.
- Jewson, J. and Rossell, D. (2022). General Bayesian Loss Function Selection and the use of Improper Models. *Journal of the Royal Statistical Society Series B: Statistical Methodology*, 84(5):1640–1665.
- Jin, C., Netrapalli, P., Ge, R., Kakade, S. M., and Jordan, M. I. (2021). On nonconvex optimization for machine learning: Gradients, stochasticity, and saddle points. *Journal of the ACM*, 68(2).
- Jones, M. C., Hjort, N. L., Harris, I. R., and Basu, A. (2001). A comparison of related density-based minimum divergence estimators. *Biometrika*, 88(3):865–873.
- Juárez, S. F. and Schucany, W. R. (2004). Robust and efficient estimation for the generalized pareto distribution. *Extremes*, 7:237–251.
- Kanamori, T. and Fujisawa, H. (2015). Robust estimation under heavy contamination using unnormalized models. *Biometrika*, 102(3):559–572.
- Kawashima, T. and Fujisawa, H. (2019). Robust and sparse regression in generalized linear model by stochastic optimization. *Japanese Journal of Statistics and Data Science*, 2(2):465–489.
- Krishnamoorthy, K. (2006). *Handbook of Statistical Distributions with Applications*. Statistics: A Series of Textbooks and Monographs. CRC Press.
- Maronna, R., Martin, D., and Yohai, V. (2006). *Robust Statistics: Theory and Methods*. Wiley Series in Probability and Statistics. Wiley.
- Minami, M. and Eguchi, S. (2002). Robust blind source separation by beta divergence. *Neural computation*, 14(8):1859–1886.
- Okuno, A. and Shimodaira, H. (2019). Robust graph embedding with noisy link weights. In *Proceedings of the International Conference on Artificial Intelligence and Statistics*, volume 89 of *Proceedings of Machine Learning Research*, pages 664–673. PMLR.
- Robbins, H. and Monro, S. (1951). A Stochastic Approximation Method. *The Annals of Mathematical Statistics*, 22(3):400 – 407.
- Tan, V. Y. and Févotte, C. (2012). Automatic relevance determination in nonnegative matrix factorization with the β -divergence. *IEEE Transactions on Pattern Analysis and Machine Intelligence*, 35(7):1592–1605.
- Wang, C., Chen, X., Smola, A. J., and Xing, E. P. (2013). Variance reduction for stochastic gradient optimization. In *Advances in Neural Information Processing Systems*, volume 26. Curran Associates, Inc.
- Yonekura, S. and Sugawara, S. (2023). Adaptation of the tuning parameter in general bayesian inference with robust divergence. *Statistics and Computing*, 33(2):39.