

# Go Beyond The Obvious: Probing the gap of INFORMAL reasoning ability between Humanity and LLMs by Detective Reasoning Puzzle Benchmark

Zhouhong Gu<sup>1,\*</sup>, Zihan Li<sup>1,\*</sup>, Lin Zhang<sup>1,\*</sup>, Zhuozhi Xiong<sup>1</sup>, Haoning Ye<sup>2</sup>, Yikai Zhang<sup>1</sup>,  
Wenhao Huang<sup>1</sup>, Xiaoxuan Zhu<sup>1</sup>, Qianyu He<sup>1</sup>, Rui Xu<sup>1</sup>, Sihang Jiang<sup>1</sup>, Shusen Wang, Zili Wang,  
Hongwei Feng<sup>1,†</sup>, Zhixu Li<sup>1</sup>, Yanghua Xiao<sup>1,3,†</sup>,

<sup>1</sup>Shanghai Key Laboratory of Data Science, School of Computer Science, Fudan University, China

<sup>2</sup>The Department of Electrical and Computer Engineering at the University of Waterloo

<sup>3</sup>Fudan-Aishu Cognitive Intelligence Joint Research Center

{zhgu22, zhli21, linzhang22}@m.fudan.edu.cn

{hwfeng, shawyh}@fudan.edu.cn

## Abstract

Informal reasoning ability is the ability to reason based on common sense, experience, and intuition. Humans use informal reasoning every day to extract the most influential elements for their decision-making from a large amount of life-like information. With the rapid development of language models, the realization of general artificial intelligence has emerged with hope. Given the outstanding informal reasoning ability of humans, how much informal reasoning ability language models have has not been well studied by scholars. In order to explore the gap between humans and language models in informal reasoning ability, this paper constructs a Detective Reasoning Benchmark, which is an assembly of 1,200 questions gathered from accessible online resources, aims at evaluating the model’s informal reasoning ability in real-life context. Considering the improvement of the model’s informal reasoning ability restricted by the lack of benchmark, we further propose a Self-Question Prompt Framework that mimics human thinking to enhance the model’s informal reasoning ability. The goals of self-question are to find key elements, deeply investigate the connections between these elements, encourage the relationship between each element and the problem, and finally, require the model to reasonably answer the problem. The experimental results show that human performance greatly outperforms the SoTA Language Models in Detective Reasoning Benchmark. Besides, Self-Question is proven to be the most effective prompt engineering in improving GPT-4’s informal reasoning ability, but it still does not even surpass the lowest score made by human participants. Upon acceptance of the paper, the source code for the benchmark will be made publicly accessible.

## Introduction

Reasoning ability is crucial for helping individuals making decisions, solving problems, and thinking critically based on the existing knowledge and situation (Huang and Chang 2022; Qiao et al. 2022). In Cognitive Psychology, “reasoning” is composed of formal reasoning and informal reasoning (Frith

\*Equal Contribution

†Corresponding Authors

Copyright © 2023, Association for the Advancement of Artificial Intelligence (www.aaai.org). All rights reserved.

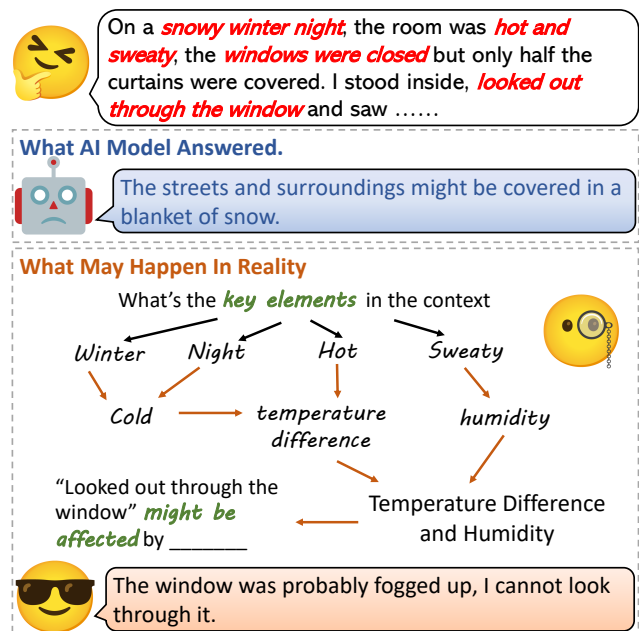


Figure 1: A real response from ChatGPT. Despite employing thorough prompting, ChatGPT continues to exhibit a deficiency in understanding real-life scenarios.

and Frith 2008; Apperly and Butterfill 2009). Formal reasoning is a systematic and logical process that follows a set of rules and principles, often used in mathematics and logic. While, informal reasoning is a less structured approach that relies on intuition, experience, and common sense to draw conclusions and solve problems, and is often used in everyday life (Galotti 1989; Bronkhorst et al. 2020). Notwithstanding the prevalence of formal reasoning in the field of machine learning research, the term “reasoning” mostly refer to informal reasoning in its common, everyday usage (Cobbe et al. 2021; Huang and Chang 2022).

The ability of Informal Reasoning is a fundamental human capability, permeating in people’s daily lives (Blanchette and Richards 2010; Perkins, Farady, and Bushey 2012; Bronkhorst et al. 2020). For instance, on a hot summer day,

when observing many people sitting in a room with closed windows and doors, one can easily deduce that the room is air-conditioned. The process of deduction is based on the common sense of the reasoner and the experience of once sitting in air-conditioned rooms. This manifestation of inference abilities prevalent across diverse real-life scenarios showcases an array of cognitive skills, such as grasping common sense, abstracting problems, computing probabilities, discarding irrelevant information, and employing logical reasoning. Humans excel at doing informal reasoning, especially in a life scenarios, often extracting conclusions subconsciously within a brief time span (Woiceshyn 2020). As the capabilities of LLMs continue to scale these days, the crucial question arises: *Can artificial neural networks also display super-powerful informal reasoning capabilities just like or go beyond humanity?*

Limited attention has been devoted to exploring this question within the field of Natural Language Processing (NLP) (Kaddour et al. 2023; Huang and Chang 2022). Currently, the majority of AI reasoning endeavors concentrate on formulaic reasoning (Hendrycks et al. 2021; Lewkowycz et al. 2022) or predicate reasoning (Lu et al. 2022). Although these reasoning capacities aid the prevailing large language models (LLMs) in tackling abstract problems (Fu et al. 2023), they fall short in fostering a deeper comprehension of human experiences. To propel LLMs towards achieving Artificial General Intelligence (AGI), it is imperative to not only cultivate their reasoning capabilities in disciplines such as mathematics and physics, as well as equip them with the ability to reason within real-world contexts. Even the advanced GPT-4, which is considered to be one of the most powerful LLM, exhibits a lackluster performance in informal reasoning as illustrated in Fig. 1.

Transitioning from mere recognition of real-life scenarios to the investigation of human-like reasoning in neural models, we underscore the significance of developing a novel reasoning dataset targeting everyday life scenarios. To narrow this gap, we introduce Detective Reasoning Puzzle Benchmark, which is an assembly of 1,200 questions gathered from accessible online resources, aims at evaluating the model’s informal reasoning ability in real life context. Compared to recent popular domain knowledge reasoning datasets, the Detective Reasoning Puzzle Benchmark primarily comprises many the detective related questions, incorporating an abundance of information pertaining to character roles, human behaviors, mental activities, and environment description. Solving these problems requires models to discover clues from details in the context, and reasoning based on the connection between clues and the questions.

In addition, we propose the Self-Question Prompt Framework to bridge the gap in LLMs’ ability to carry out informal reasoning. To borrow the idea from the powerful informal reasoning ability of human, we recruited 50 participants to tackle 20 questions each from the Detective Reasoning Puzzle Benchmark, leading to a detailed study of the reasoning processes of both humans and the model. Most participants said they find the clues mainly based on intuitive without deeper thinking during the test, which is a typically informal reasoning process that sidesteps logical thinking, and instead

uses experience and common sense to unearth critical elements in the context, promoting deep reflection, ultimately resulting in a reasoned outcome. By mirroring human intuitive thinking, Self-Questioning is composed of four steps to improve the model’s ability for informal reasoning. The goals of these steps respectively are to find key elements, deeply investigate the connections between these elements, encourage the relationship between each element and the problem, and finally, require the model to reasonably answer the problem.

Experimental results show that even the lowest score amongst participants (46.6%) significantly surpasses the best score from the LLMs questioned based on naive prompt (16.0%) within Detective Reasoning Puzzle Benchmark. Compared to the reasoning-enhanced prompts proposed by other researchers, our proposed self-question prompt generated the greatest performance improvement for GPT-4 (an increase of 17.4%). Although self-question prompt is a better way to excite the model’s potential in doing informal reasoning, there is still a huge gap between the SoTA LLMs performance (33.4%) with the average human participants (74.2%).

In conclusion, our study makes several key contributions: (1) To facilitate further detailed exploration into the informal reasoning abilities of large language models, we constructed a detective reasoning benchmark that includes 1,200 pieces of detective reasoning data. Solving these reasoning problems requires the model to be able to disregard irrelevant information, utilize common knowledge, identify incongruities in the details of the problem, and thereby arrive at a proper reasoning outcome. (2) We designed a self-questioning prompt framework that can reliably induce the model to identify irrelevant information, draw the clue from the context, and perform reasoning based on the clues drawn from the details in context. (3) We collected actual human responses to the Detective Reasoning Benchmark and carried out numerous experiments using LLMs. Regarding these experimental outcomes, we conducted extensive analysis and discussion, which includes the gap between existing LLMs and human in informal reasoning, the superiority of self-questioning prompts, and how LLMs can supplement informal reasoning abilities.

## Related Works

### Informal Reasoning

When humans engage in intuitive reasoning and experiential reasoning, their brains use two different modes of thinking: formal and informal reasoning (Huang and Chang 2022). Informal reasoning is a fast, automatic mode of thinking that does not require deep thought, but is based on past experience and feelings. Formal reasoning is a slower, more conscious mode of thinking that requires deep thought and logical reasoning (Evans 2010). These two modes of thinking together make up the dual-reasoning theory, and researchers generally believe that informal reasoning is usually fast, provides a sense of confidence, reflects a large amount of information processing, and is most likely to provide accurate judgments when based on relevant experience learning (Kannengieser

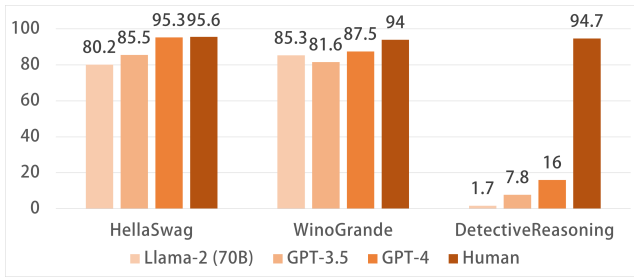


Figure 2: Performance on commonsense benchmark (HellaSwag), an Hard version of Winograd Schema Challenge (WinoGrande), and the Detective Reasoning Benchmark. In previous work, language models have been able to achieve extremely high performance. Although our Detective Reasoning Benchmark is not a multiple-choice test, even the most powerful GPT-4 can only achieve an accuracy rate of 16%.

and Gero 2019; Doherty and Carroll 2020; Grayot 2020; Sloman, Patterson, and Barbey 2021). Unlike formal reasoning, informal reasoning is inefficient and does not compete for central working memory resources. It provides default responses that can be intervened by efficient, reflective reasoning. However, in the psychological literature on reasoning and decision-making, intuition has also been blamed for a series of cognitive biases (Ellis 2018; Khatri and Ng 2000).

Although informal reasoning is often used by humans in their daily lives, it has received little attention in the machine learning community in recent years (Huang and Chang 2022). Traditional common sense reasoning benchmarks, such as HellaSwag (Zellers et al. 2019) and WinoGrande (Sakaguchi et al. 2021), have been designed in a way that does not reflect human usage habits. They directly construct question-answer pairs about common sense knowledge for evaluation, greatly reducing the difficulty to the baby-level (Hendrycks et al. 2021). Besides, the greatest need for humans to rely on informal reasoning is to quickly extract important information from a large amount of information in real-life scenarios (Huang and Chang 2022). The most nearly proposed informal reasoning dataset is True Detective (Del and Fishel 2023), which is also a detective related dataset without open source until now and consist of only 191 questions without manual annotation. Our Detective Reasoning Puzzle Benchmark contains 1,200 manual annotated detective reasoning-related puzzles, which involve a large number of life-like scenarios in free-text form. As shown in Figure 2, Detective Reasoning Puzzle is more challenging for language models than previous well-known benchmarks. Solving these puzzles truly tests the model’s human-like informal reasoning ability. The introduction of Detective Reasoning Puzzle has bridged the gap between existing informal reasoning benchmarks and the needs of humans to apply this ability.

## Prompt Engineering

The ability of generative language models is largely influenced by the prompt words (Liu et al. 2023). After the introduction of LLMs, scholars have continuously improved the paradigm of prompt words to enhance the model’s ability in various tasks (Mialon et al. 2023). These improvements

mainly focus on enhancing the language model’s ability in formal reasoning and can be roughly divided into two types: Chain-of-Thought and Ensemble. People generally use Chain-of-Thought (CoT) to evoke the inherent step-by-step reasoning ability of large language models (LLMs), enabling them to formulate intermediate reasoning chains that are essential for solving problems (Brown et al. 2020). Ensemble mainly allows the model to generate multiple answers and select the most likely answer based on the answers (Fu et al. 2022; Wang et al. 2022). Researches results show that many current CoT and model ensemble schemes have significantly improved the formal reasoning ability of language models (Wei et al. 2022; Zhang et al. 2022; Wang et al. 2023).

Considering that there has been no challenging informal reasoning benchmark proposed in the past, this has restricted scholars from improving the informal reasoning ability of models. Self-Question mainly draws the ideas from CoT. Compared with simply modifying existing CoT schemes to enhance the model’s informal reasoning ability, Self-Question restores the intermediate process of human intuitive reasoning, which is more in line with the application scenarios of informal reasoning and can obtain better answers.

## Benchmark Construction

### Data Collection

We construct Detective Reasoning Puzzle Benchmark based on openly available content online. The goal is to collect free-text reasoning datasets that contains information about real-life scenarios. So we collect detective reasoning puzzle which mainly encompass a wide range of real-life scenarios, characterized by their extensive involvement of commonsense, encyclopedic, and idiom knowledge. Besides logically combining and reasoning between clues, these questions require models to possess a robust perception of real-life scenarios and a certain understanding of human behavior and psychology. In this manner, models can effectively eliminate irrelevant information from questions and identify appropriate clues to solve problems.

### Data Preprocessing

To ensure the compatibility of the Detective Reasoning Puzzle Benchmark with diverse baselines, each question is represented in a JSON format, which comprises four elements: “context”, “question”, “hint”, and “analysis” as show in Fig. 3.

We elected to exclude questions incapable of being resolved solely through textual information, where demanding visual or audio information to answer the question. Besides, we also exclude questions which comprised of many numerical mathematical formulas. The reason behind this is due to the fact that these types of questions evaluated the formal reasoning capacity of the models, which does not align with the objective of the Detective Reasoning Puzzle Benchmark. The examples of exactly what kind of questions are excluded are listed in Sec. in Appendix.

Online puzzles often intertwine the questions with the narrative’s description. We separate each puzzle’s description into the “context” of the story and the “question” in order

## Context

On a snowy winter night, a single woman was murdered in the door of the room at 68 King's West Road, the time of the murder being around 8pm that night. The police launched an in-depth investigation as soon as they arrived on the scene and found a room where the gas stove was red-hot from the fire, the room was hot and sweaty, the electric light was still on, yet the tightly closed window was only half covered with curtains. A young man, a resident near the victim's home, gave the police the following eyewitness evidence:

"I had witnessed the murder last night at around 11pm, and although my room was 20 meters from the scene, I found the murderer to be a blond man with black-rimmed glasses and a beard."

Following a tip-off from him, the police arrested a blonde boyfriend of the deceased. In court, the blonde suspect's lawyer defended him confidently and asked the witness: "Young man, you saw this murderer by chance at the window at the time of the crime, didn't you?"

"Yes, because the window opposite was transparent and her curtains were half-covered that night, so I was able to see the killer's face clearly from 20 meters away."

At this point, the lawyer said with certainty, "Your Honor, what this young man has said is a lie, which means he is guilty of perjury. In my judgement, he is the most suspicious because he pulled the curtains from the victim's house and fled only after the murder was committed. He also gave a false statement to the police in an attempt to cover up his crime."

As a result, the review proved that the lawyer's deduction was correct.

## Hint

The clue is in the condition of the room and the weather during the night of the murder. The room was hot due to the gas stove being on, and it was a heavily snowing outside. What would this mean for the window of the room? And how does it affect the young man's testimony of seeing the murderer clearly from 20 meters away?

## Question

Do you know how the lawyer deduced this?

## Explanation

That night it was snowing heavily and the gas stove on site was burning red hot, in which case the room was warm. So, with the heat in the room, the glass was covered with a layer of moisture and became hazy and unclear. Even if one could see someone in the room, it would only be a silhouette, so how could one tell that he had blond hair and a beard? It is clear that the young man had pulled back the curtains after the murder and then left in a hurry.

Figure 3: The example of the question in Detective Reasoning Puzzle Benchmark

to provide a clearer presentation for each puzzle. Acknowledging the marked improvement achieved through process supervision, we leveraged GPT-4 to generate a reasoning process for each question, given an answer and the question itself. This generated reasoning process underwent manual check for correction and was denoted by a "hint" field, the detail about our human annotators and manual check are described in Sec. in Appendix. Notably, answers often adopt a narrative style, potentially leading to confusion during validation. We hence shortened the unprocessed answer by eliminating its narrative elements, and the refined answers are indicated in the "answer" field.

In this way, we acquire 1,200 detective reasoning puzzle questions. We randomly choose 33.4%, 33.3%, and 33.2% of the puzzles to respectively form the training, validation, and test set. The test set was handed to human participants, with an average of 2 human responses per puzzle without hint being recorded, serving as a means of assigning a level of difficulty to each test puzzle. The detail statistic information is listed in Tab 1.

## Self-Question Prompt

As shown in Figure 4, Self-Question consists of four stages, namely Detail Detection, Detail Connection, Answer Inspiration, and Output Command. These four components guide

Statistic	Number
Total questions	1,200
Training questions	401
Validation questions	400
Test questions	399
* Simple Test question	223
* Medium Test question	94
* Hard Test question	82
Context Length (Average/Max)	104.9 / 1379
* Test	97.6 / 387
Question Length (Average/Max)	17.6 / 39
* Test	12.4 / 18
Hint Length (Average/Max)	71.3 / 176
* Test	47.9 / 101
Analysis Length (Average/Max)	84.2 / 960
* Test	66.3 / 176

Table 1: Key statistics for Detective Reasoning Puzzle Benchmark.

the model in its thinking process, sequentially stimulating a deeper understanding of the text as well as allowing the model to identify key and distractor information. Finally, using all previous thought processes, it generates correct answers for the questions. The detail prompts we provide in each stage are listed in Appendix in Tab. 5.

**Detail Detection:** The objective of this stage is to ask model to generate as much detail and facts based on the given context as possible, especially for the details that are not explicit in the raw context. This would notably enhance the model's understanding to the real-life context and provide the essential information foundation for the subsequent reasoning process of the model.

**Detail Connection:** The aim of this stage is to enable the model to understand how the textual information is assembled together, further asking models to generate more details based on the give details. By doing so, more deeper details are mined out as the evidence for deeper reasoning.

**Answer Inspiration:** The objective of this stage is to find clues from the existing information that can aid in answering the question. This operation, on one hand, can enhance the model's predictive power, and on the other hand, it can help the model to precisely pinpoint the final answer, greatly reducing the possibility of random search.

**Weighted Reasoning:** At this stage, the model is prompted to prioritize the information deduced from the previous three stages, then take the information in the original article into consideration, and output the answer after a comprehensive reasoning. The objective of this stage is to ensure that, when producing the answer, the model can effectively utilize the reasoning content for the final response, thereby improving the reliability of the answer. This not only escalates the model's judgment but also enhances the accuracy and credibility of the model-generated answer.

## Human Test

To delve into the specifics of how humans do informal reasoning and to gather benchmark results, we incorporated 50 human participants to tackle questions within the test set

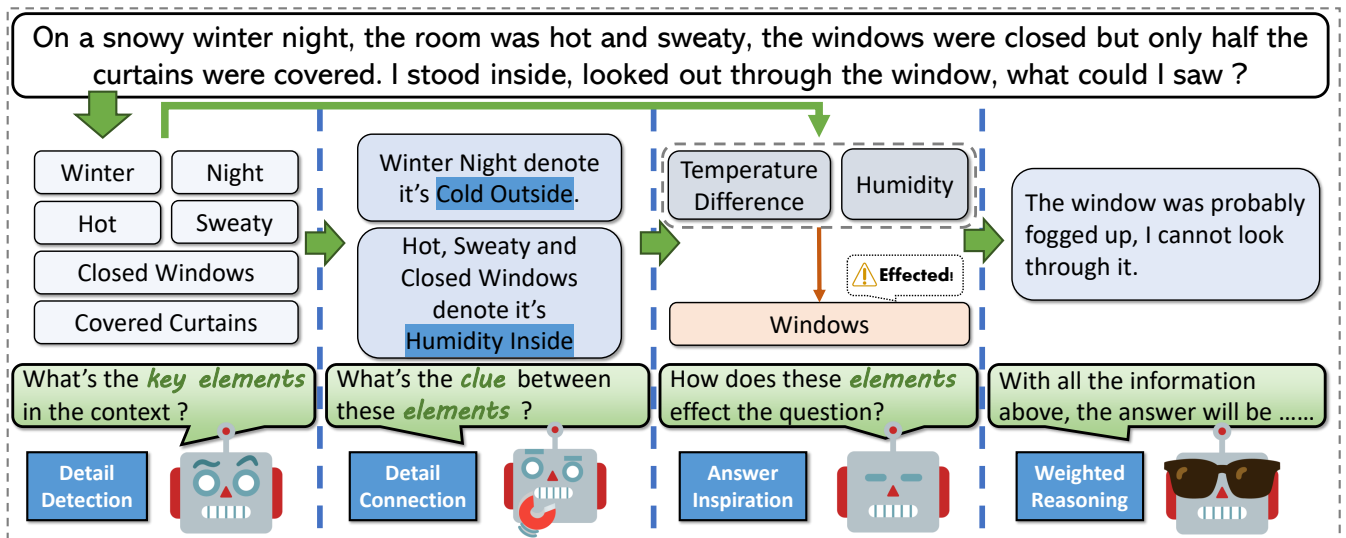


Figure 4: The illustration of Self-Question Prompt framework. During the Detail Detection and Detail Connection phase, the model is prompted to extract maximum clues from the primary context. In the Answer Inspiration phase, the model is tasked with discerning the correlation between these clues and the initial question. Throughout the the Output Command stage, the model is required to generate an ideal response that draws upon both the context and the cognitive processes aforementioned.

of Detective Reasoning Puzzles. The total duration of the test was three hours, which the participants were permitted to depart upon early completion. The 50 participants comprised undergraduate and graduate students from universities in China, each of whom was compensated with wages surpassing the local minimum hourly rate. The benchmark is translated into Chinese language for human test, and the answers provided by participants are also in Chinese. Leveraging the existing online question-and-answer system<sup>1</sup>, we assembled the questions so that each participant was able to respond online, allowing us to conveniently track the time each question was answered.

In order to provide human baseline results, as well as to validate the effect of Hint on human performance, we divided 50 subjects into two groups: The first group is primary for posing baseline result, which consist of 40 participants who were provided with the “Context” and “Question” from the test puzzles. In this group, we assigned each participant 20 questions, each test question was answered by at least two people. We ensure the randomness of question allocation, whilst maintaining an approximately equal length for all questions answered by an individual. The second group was used to validate the effect of Hint on human outcomes, which consisted of 10 participants, who, in comparison to the first group, received additional “Hints” in their puzzles. We utilized only 100 questions from the test set in this group to ensure that each question used for testing was answered by at least two people.

It is important to note that we understand the importance of ensuring an equal number of participants in both test groups to yield more representative results. However, our approach was constrained by the wages we could offer, as well as the necessity to ensure that each test question was answered

by at least two people in the first group. Consequently, this necessitated the adoption of a seemingly biased grouping strategy.

## Experiments

### Experiment Setup

**Models:** Referring to the Alpaca-Eval leaderboard July 27, 2023, we select four best-performing models in four different parameter scales: GPT-4 (OpenAI 2023b), GPT3.5-turbo (OpenAI 2023a), Vicuna-33b-v1.3 (Zheng et al. 2023), WizardLM-13B-V1.2 (Xu et al. 2023), and Vicuna-7b-v1.3 (Zheng et al. 2023). In these, we used the official openai API for GPT-4 and GPT-3.5-turbo between July 10th and 29th, 2023, with their parameter counts being 1800B and 175B respectively. Vicuna-33b-v1.3, WizardLM-13B-V1.2, and Vicuna-7b-v1.3 are models with parameters of 33B, 13B and 7B respectively. In table 2, we use GPT-4 to denote GPT-4 model, GPT-3.5 to denote GPT-3.5-turbo, Vicuna-33B to represent Vicuna-33b-v1.3, WizardLM to represent WizardLM-13B-v1.2, and Vicuna-7B to represent Vicuna-7b-v1.3.

**Baselines:** We picked out some methods of constructing prompts that can be used to enhance the model’s informal reasoning capabilities for comparison. *Naive* is simply input the “Context” and “Question” to the LLMs, and ask for answer. *Self-CoT* (Kojima et al. 2022) is a simple prompt trick that add “let’s think step by step” to the prompt to ask LLMs step by step output the reasoning process. *Auto-CoT* (Zhang et al. 2022) automatically construct demonstration in CoT format. So it is worth noted that Auto-CoT is not suitable in 0-shot setting, so we only test the performance in 5-shot setting. *Cheat-Naive* use “Hint” as one of the input. Since “Hint” will not incur other information, only tell LLMs where is key information, so we regard

<sup>1</sup><https://www.wjx.cn/>

	Hum-LOW	Hum-AVG	Hum-HIG	Vicuna-7B	WizardLM	Vicuna-33B	GPT-3.5	GPT-4
<i>Naive Questioning</i>								
Naive (0-shot)	47.3	74.2	94.7	0.0	0.0	0.6	7.8	16.0
Naive (5-shot)	-	-	-	0.0	0.0	0.2	3.8	10.1
Self-CoT (0-shot)	-	-	-	0.0	0.0	0.0	3.5	12.2
Auto-CoT (5-shot)	-	-	-	0.0	0.0	0.0	3.7	11.4
<i>Output Ensemble Method</i>								
Self-Consistency (0-shot)	-	-	-	0.0	0.0	0.5	5.4	11.3
Complexity-CoT (0-shot)	-	-	-	0.0	0.0	0.0	2.4	7.6
<i>Hint Injection</i>								
Hint-Naive (0-shot)	85.0	93.2	100.0	<b>1.5</b>	<b>2.8</b>	<b>4.4</b>	<b>34.6</b>	<b>65.3</b>
Hint-Naive (5-shot)	-	-	-	0.0	<b>0.6</b>	<b>1.9</b>	<b>27.5</b>	<b>54.1</b>
<i>Multi-step Chain-of-Thought</i>								
PS-CoT (0-shot)	-	-	-	0.3	0.2	0.9	9.1	19.5
<b>Self-Question (0-shot)</b>	-	-	-	0.0	0.1	1.1	21.7	35.8

Table 2: Comprehensive experiments were conducted across all baseline models. It should be noted that the GPT-4 model declined to validate responses containing certain words deemed unsafe. Due to the fact that deductive reasoning puzzles often incorporate words such as "murder" or "steal", our statistical analysis only includes sample data that could be verified by GPT-4.

Cheat-Naive is the upper bound of the existing Language Models. *Self-Consistency* (Wang et al. 2022) propose to use voting supersedes the simple, naive greedy decoding used in earlier CoT prompting to output the mostly generated result by the model. In the experiment, we generate ten different outputs using LLMs, and we ask model to generate the final result based on all the outputs. *Complexity-CoT* (Fu et al. 2022) uses the longest reasoning steps among all the outputs produced for a question to generate the final output. *Plan-and-Solve CoT (PS-CoT)* (Wang et al. 2023) functions by first deconstructing the question before seeking its solution. *Self-Question* is a method that we propose, in which, we require the model to first delve deeply into the information already available in the original text, ponder the link between this information and the problem, and finally ask the model to integrate its existing thoughts to formulate a response.

**Demonstration:** Furthermore, we investigate the influence of in-context learning on the performance of the model. To accomplish this, we carried out tests on each of the examination questions using demonstrations sampled from the training set. For each test sample, we randomly selected 5 training samples to form a demonstration. In this way, different models using various prompt settings would utilize the same 5-shot sample-based demonstration for the same question. For Naive and Cheat-Naive approaches, we directly concatenate the sampled questions with the "Answer" or "Hint" to form demonstrations. For Auto-CoT, we ask LLMs to generate the reasoning process of few-shot samples in the format of CoT, and concat the CoT to the samples as demonstration. For examples about how we construct demonstrations are listed in Sec. in Appendix

## Overall Performance

The detailed results are shown in Tab. 2, and here we give our analysis towards the experiment results as follow:

**Humans Achieve Much Better Performance than Models** We list six different types of human performance in Table 2. The informal reasoning ability of human far exceed

those of the best LLMs. Even the worst human performance (47.3%) significantly surpasses the performance of GPT-4 on Detective Reasoning Benchmark. This demonstrates the unattainable level of proficiency humans exhibit in informal reasoning, possibly due to the vast amount of experience and common sense they possess, which aids in understanding various common scenarios and tools in the questions.

**Proper Reasoning Hint Benefits Humans, but More for Language Models** When using hints to assist reasoning, both the model and human performance improve significantly (Result of *Hint-Naive*). Interestingly, we observe that the improvement of GPT-4 after hint injection (+49.3%) surpasses the improvement of the worst human performance (+37.7%). Considering many studies have found that GPT-4 retains a large amount of factual knowledge, we can infer that the powerful informal reasoning ability of humans comes from the ability to directly retrieve experienced elements and phenomena from the subconscious based on the observed scenario. Since LM lacking extensive experience, we need to delve into principles to understand problems. Therefore, when we provide hints to LM, it can know which principles to use to get the correct answer, greatly improving the model’s performance.

**Demonstration Will Harm the Reasoning Performance of Language Models** We observed that under the Naive and CoT settings, the results of 5-shot became worse than 0-shot. Even after injecting hints, it cannot reverse this conclusion that demonstration will lead to a decline in LM’s reasoning performance. This experimental conclusion is consistent with many previous findings that *in-context learning hardly improve the performance of LLMs in reasoning tasks* (Gu et al. 2023; Huang et al. 2023). This may be because the model has difficulty obtaining the necessary information for reasoning from the context. The longer the context, the more distractions there are, leading to worse performance (BehnamGhader, Miret, and Reddy 2022).

**Self-Question greatly improve the informal reasoning ability of SoTA LLMs** For models with fewer parameters, the

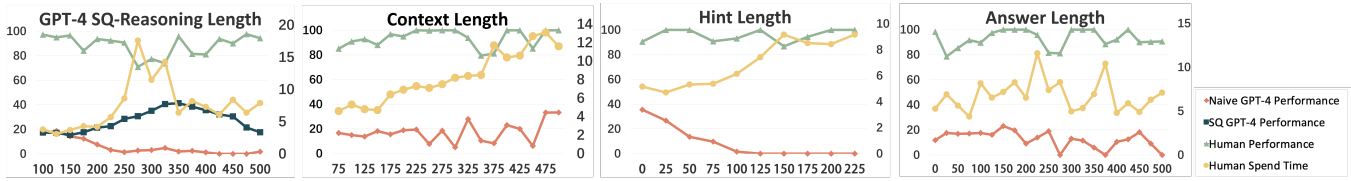


Figure 5: The correlation between GPT-4’s performance on Self-Question Prompts and human performance with the length of the Question, Hint, Ground Truth, and Reasoning Length. And the correlation between the time expenditure of human reasoning with the length of the Question, Hint, Ground Truth, and Reasoning Length.

effect of utilizing “Self-Question” is not as optimal as “PS-CoT”. However, when models possess a greater volume of parameters and more potent capabilities, the enhancement resulting from using “Self-Question” is substantial. This suggests that, with a suitable prompt design, powerful LLM can compensate, to a certain degree, for the lack of life experience and an inability to carry out intuitive reasoning. At present, “Self-Question” is regarded as the best prompt for enhancing a model’s capacity for informal reasoning. Nonetheless, it’s worth noting, even for GPT-4, the score achieved after deploying “Self-Question” (35.8%) still hasn’t surpassed the lowest human score (47.3%).

### Difference Between Human and GPT-4

**Difference in Performance:** We decompose the factors that may affect the performance of humans and GPT-4, and draw the following conclusions based on the content shown in Figure 5: Firstly, the length of the question does not affect the accuracy of humans, but it significantly slows down the response speed of human respondents. From this, it can be inferred that humans spend a lot of time not on reasoning, but on reading the question. Secondly, the length of the question severely affects the performance of GPT-4 under the Naive setting. This may be because the longer the question, the more distracting information it contains, and language models (LM) are extremely poor at handling such distractions. Lastly, Self-Question can stably and significantly improve the performance of answering long questions, but it may have some negative impact on short questions.

**Difference in Verification:** We manually annotated 60 results generated by GPT-4 and compared them with the results annotated by GPT-4. As shown in Figure 6, the overall consistency is 91.7%. Among them, the consistency between the model and humans is better when the length of the standard answer is shorter. However, when the length of the standard answer is longer, there may be some discrepancies between the model and humans. This is mainly because informal reasoning itself is a probabilistic inference. When the standard answer is too long, GPT-4 may consider that it is not necessary to answer so precisely in some places to be considered correct, while human annotators will score strictly according to the standard answer.

### Ablation Study

The results from our ablation study are presented in Table 3. We denote the “Weighted Reasoning” stage with WR, the “Answer Inspiration” stage with AI, and the “Detail Connection” stage with DC. It is observed that each component of

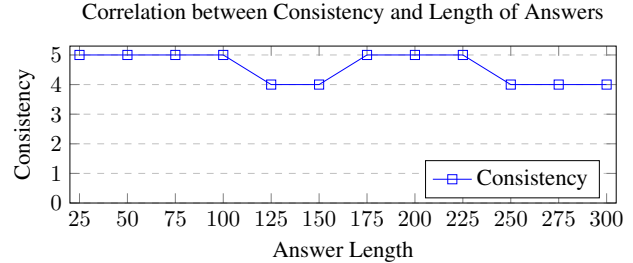


Figure 6: The correlation between the consistency of GPT-4 scores and human scores to the length of ground truth. The average consistency shown in the figure is 91.7%.

Method	Detective Reasoning			
	Easy	Middle	Hard	All
<b>Self-Question</b>				
w/o None	41.3	27.7	30.5	35.8
w/o WR	41.7	24.5	26.8	34.6
w/o WR,AI	35.9	21.4	17.1	28.6
w/o WR,AI,DC	30.0	16.0	8.5	22.3
<b>Others</b>				
Naive	22.4	11.7	3.66	16.0
Self-CoT	17.5	8.5	2.4	12.4
PS-CoT	24.7	12.8	13.4	19.6

Table 3: The ablation study of various design in self-question prompt framework, and the comparison with other baselines.

Self-Question plays a role in improving the informal reasoning ability of LMs. The contribution of Detail Detection evidences that language models do not inherently utilize common-sense knowledge. The enhancement brought about by Detail Connection underscores that language models generally do not engage in profound thinking. The improvement yielded by Answer Inspiration suggests that while language models cannot directly eliminate irrelevant information, they do possess the capability to do so. The advancement provided by Weighted Output elucidates that language models typically treat all input prompts impartially. The improvements brought about by the four components of the Self-Question method serve to highlight the shortcomings of the existing LLMs in conducting informal reasoning.

### Case Study

The case study is conducted as detailed in Appendix in Sec. . Two cases are listed in Table 7 and Table 8, and the analysis towards the cases is as follow: Since there is no much difference between self-CoT and naive in reasoning, which results

in similar outcomes. After injecting the Hint, the model can accurately answer the questions due to the Hint’s ability to eliminate distractions and highlight suspicious points. PS-CoT, by extracting key variables from the context, can avoid the influence of distracting content, thus achieving good results. However, Self-Question, with its superior ability to perform deep reasoning and associations, can achieve better results in the example requiring deep reasoning.

### Conclusion

In this paper, we dive deep into how Large-Scale Language Models handle informal reasoning ability, the everyday reasoning ability used by human in daily life. We construct a Detective Reasoning Puzzle Dataset to propose a benchmark for evaluating this ability. Based on this benchmark, we invite participants to propose a human baseline for informal reasoning, and borrow the intuitive reasoning ability from human to devise Self-Question Prompt Framework, which greatly improve the informal reasoning ability of LLMs. Experiments show that humans are way ahead of the LLMs in informal reasoning. Although Self-Question Prompt compensate a little for this gap, the informal ability of human still seems unreachable by the LLMs.

### References

- Apperly, I. A.; and Butterfill, S. A. 2009. Do humans have two systems to track beliefs and belief-like states? *Psychological review*, 116(4): 953.
- BehnamGhader, P.; Miret, S.; and Reddy, S. 2022. Can retriever-augmented language models reason? the blame game between the retriever and the language model. *arXiv preprint arXiv:2212.09146*.
- Blanchette, I.; and Richards, A. 2010. The influence of affect on higher level cognition: A review of research on interpretation, judgement, decision making and reasoning. *Cognition & Emotion*, 24(4): 561–595.
- Bronkhorst, H.; Roorda, G.; Suhre, C.; and Goedhart, M. 2020. Logical reasoning in formal and everyday reasoning tasks. *International Journal of Science and Mathematics Education*, 18: 1673–1694.
- Brown, T.; Mann, B.; Ryder, N.; Subbiah, M.; Kaplan, J. D.; Dhariwal, P.; Neelakantan, A.; Shyam, P.; Sastry, G.; Askell, A.; et al. 2020. Language models are few-shot learners. *Advances in neural information processing systems*, 33: 1877–1901.
- Cobbe, K.; Kosaraju, V.; Bavarian, M.; Chen, M.; Jun, H.; Kaiser, L.; Plappert, M.; Tworek, J.; Hilton, J.; Nakano, R.; et al. 2021. Training verifiers to solve math word problems. *arXiv preprint arXiv:2110.14168*.
- Del, M.; and Fishel, M. 2023. True Detective: A Deep Abductive Reasoning Benchmark Undoable for GPT-3 and Challenging for GPT-4. In *Proceedings of the The 12th Joint Conference on Lexical and Computational Semantics (\*SEM 2023)*, 314–322.
- Doherty, T. S.; and Carroll, A. E. 2020. Believing in overcoming cognitive biases. *AMA Journal of Ethics*, 22(9): 773–778.
- Ellis, G. 2018. So, what are cognitive biases? *Cognitive biases in visualizations*, 1–10.
- Evans, J. S. B. 2010. Intuition and reasoning: A dual-process perspective. *Psychological Inquiry*, 21(4): 313–326.
- Frith, C. D.; and Frith, U. 2008. Implicit and explicit processes in social cognition. *Neuron*, 60(3): 503–510.
- Fu, Y.; Ou, L.; Chen, M.; Wan, Y.; Peng, H.; and Khot, T. 2023. Chain-of-Thought Hub: A Continuous Effort to Measure Large Language Models’ Reasoning Performance. *arXiv preprint arXiv:2305.17306*.
- Fu, Y.; Peng, H.; Sabharwal, A.; Clark, P.; and Khot, T. 2022. Complexity-based prompting for multi-step reasoning. *arXiv preprint arXiv:2210.00720*.
- Galotti, K. M. 1989. Approaches to studying formal and everyday reasoning. *Psychological bulletin*, 105(3): 331.
- Grayot, J. D. 2020. Dual process theories in behavioral economics and neuroeconomics: A critical review. *Review of Philosophy and Psychology*, 11(1): 105–136.
- Gu, Z.; Zhu, X.; Ye, H.; Zhang, L.; Wang, J.; Jiang, S.; Xiong, Z.; Li, Z.; He, Q.; Xu, R.; et al. 2023. Xiezhi: An Ever-Updating Benchmark for Holistic Domain Knowledge Evaluation. *arXiv preprint arXiv:2306.05783*.



- Hendrycks, D.; Burns, C.; Kadavath, S.; Arora, A.; Basart, S.; Tang, E.; Song, D.; and Steinhardt, J. 2021. Measuring mathematical problem solving with the math dataset. *arXiv preprint arXiv:2103.03874*.
- Huang, J.; and Chang, K. C.-C. 2022. Towards reasoning in large language models: A survey. *arXiv preprint arXiv:2212.10403*.
- Huang, Y.; Bai, Y.; Zhu, Z.; Zhang, J.; Zhang, J.; Su, T.; Liu, J.; Lv, C.; Zhang, Y.; Lei, J.; et al. 2023. C-eval: A multi-level multi-discipline chinese evaluation suite for foundation models. *arXiv preprint arXiv:2305.08322*.
- Kaddour, J.; Harris, J.; Mozes, M.; Bradley, H.; Raileanu, R.; and McHardy, R. 2023. Challenges and Applications of Large Language Models. *arXiv preprint arXiv:2307.10169*.
- Kannengiesser, U.; and Gero, J. S. 2019. Design thinking, fast and slow: a framework for Kahneman’s dual-system theory in design. *Design Science*, 5: e10.
- Khatri, N.; and Ng, H. A. 2000. The role of intuition in strategic decision making. *Human relations*, 53(1): 57–86.
- Kojima, T.; Gu, S. S.; Reid, M.; Matsuo, Y.; and Iwasawa, Y. 2022. Large language models are zero-shot reasoners. *Advances in neural information processing systems*, 35: 22199–22213.
- Lewkowycz, A.; Andreassen, A.; Dohan, D.; Dyer, E.; Michalewski, H.; Ramasesh, V.; Slone, A.; Anil, C.; Schlag, I.; Gutman-Solo, T.; et al. 2022. Solving quantitative reasoning problems with language models. *arXiv preprint arXiv:2206.14858*.
- Liu, P.; Yuan, W.; Fu, J.; Jiang, Z.; Hayashi, H.; and Neubig, G. 2023. Pre-train, prompt, and predict: A systematic survey of prompting methods in natural language processing. *ACM Computing Surveys*, 55(9): 1–35.
- Lu, X.; Liu, J.; Gu, Z.; Tong, H.; Xie, C.; Huang, J.; Xiao, Y.; and Wang, W. 2022. Parsing Natural Language into Propositional and First-Order Logic with Dual Reinforcement Learning. In *Proceedings of the 29th International Conference on Computational Linguistics*, 5419–5431.
- Mialon, G.; Dessì, R.; Lomeli, M.; Nalmpantis, C.; Pasunuru, R.; Raileanu, R.; Rozière, B.; Schick, T.; Dwivedi-Yu, J.; Celikyilmaz, A.; et al. 2023. Augmented language models: a survey. *arXiv preprint arXiv:2302.07842*.
- OpenAI. 2023a. ChatGPT: Optimizing Language Models for Dialogue. <https://openai.com/blog/chatgpt>.
- OpenAI. 2023b. GPT-4 Technical Report. *arXiv:2303.08774*.
- Perkins, D. N.; Farady, M.; and Bushey, B. 2012. Everyday reasoning and the roots of intelligence. In *Informal reasoning and education*, 101–124. Routledge.
- Qiao, S.; Ou, Y.; Zhang, N.; Chen, X.; Yao, Y.; Deng, S.; Tan, C.; Huang, F.; and Chen, H. 2022. Reasoning with language model prompting: A survey. *arXiv preprint arXiv:2212.09597*.
- Sakaguchi, K.; Bras, R. L.; Bhagavatula, C.; and Choi, Y. 2021. Winogrande: An adversarial winograd schema challenge at scale. *Communications of the ACM*, 64(9): 99–106.
- Sloman, S. A.; Patterson, R.; and Barbey, A. K. 2021. Cognitive neuroscience meets the community of knowledge. *Frontiers in Systems Neuroscience*, 15: 120.
- Wang, L.; Xu, W.; Lan, Y.; Hu, Z.; Lan, Y.; Lee, R. K.-W.; and Lim, E.-P. 2023. Plan-and-solve prompting: Improving zero-shot chain-of-thought reasoning by large language models. *arXiv preprint arXiv:2305.04091*.
- Wang, X.; Wei, J.; Schuurmans, D.; Le, Q.; Chi, E.; Narang, S.; Chowdhery, A.; and Zhou, D. 2022. Self-consistency improves chain of thought reasoning in language models. *arXiv preprint arXiv:2203.11171*.
- Wei, J.; Wang, X.; Schuurmans, D.; Bosma, M.; Xia, F.; Chi, E.; Le, Q. V.; Zhou, D.; et al. 2022. Chain-of-thought prompting elicits reasoning in large language models. *Advances in Neural Information Processing Systems*, 35: 24824–24837.
- Woiceshyn, J. 2020. Intuiting and reasoning: facilitating subconscious and conscious processing for better decisions in organizations. In *Handbook of Intuition Research as Practice*, 2–13. Edward Elgar Publishing.
- Xu, C.; Sun, Q.; Zheng, K.; Geng, X.; Zhao, P.; Feng, J.; Tao, C.; and Jiang, D. 2023. WizardLM: Empowering Large Language Models to Follow Complex Instructions. *arXiv:2304.12244*.
- Zellers, R.; Holtzman, A.; Bisk, Y.; Farhadi, A.; and Choi, Y. 2019. Hellaswag: Can a machine really finish your sentence? *arXiv preprint arXiv:1905.07830*.
- Zhang, Z.; Zhang, A.; Li, M.; and Smola, A. 2022. Automatic chain of thought prompting in large language models. *arXiv preprint arXiv:2210.03493*.
- Zheng, L.; Chiang, W.-L.; Sheng, Y.; Zhuang, S.; Wu, Z.; Zhuang, Y.; Lin, Z.; Li, Z.; Li, D.; Xing, E.; et al. 2023. Judging LLM-as-a-judge with MT-Bench and Chatbot Arena. *arXiv preprint arXiv:2306.05685*.

## Experimental Deployment of Prompts

The meticulous selection and usage of prompts play a pivotal role in the experimental design. In our endeavor to maintain transparency and facilitate a comprehensive understanding of the procedures, we have elucidated these prompts in accordance with their application across the different experiments. The catalogue of prompts, annexed in Tab. 5, provides a detailed view of the specific prompts utilized in every individual experiment.

## Detail about Manual Annotation

**Details about Annotators** The annotators for this research are the authors of this paper themselves, who are the experts in the field of Computer Science and Cognitive Psychology. The entire annotation process was under the stringent supervision and scrutiny of the first author of this paper.

**Annotation Tasks and Goals** The purpose of the manual annotation tasks was twofold. The first goal was to obtain a comprehensive annotated datasets that encapsulates the essential features of the target text, which could be further leveraged for tasks such as training, testing, and model evaluation. The second goal was to provide a detailed, rigorous, and systematic assessment of the annotated data quality to assess its fit and reliability for the subsequent analysis. All the detail annotation tasks and targets are listed in Tab. 4.

**Case of Annotation** In our efforts to delineate the complex annotation process and ensure the replicable rigor of experiments, this section provides an in-depth display of the manual annotation cases. The aim is to elucidate the categorical distinctions and precise definitions adopted in the annotations, thereby facilitating fellow researchers in ascertaining the veracity of the annotated data. Representative cases from the annotation process have been cataloged in Tab. 6 for comprehensive reference and understanding.

## Demonstration Construction

This subsection lays bare the intricate procedure undertaken to construct 5-shot demonstration for each of the proposed baselines. It is imperative to note that the 5-shot demonstration was utilized within the purview of *Naive*, *Auto-CoT*, and *Hint-Naive* settings as posited in Tab. . Fig. 7, Fig. 8 and Fig. 9 elucidate the how we add the questions in training set together, revealing the detailed construction that underpin them.

## Case Study

In pursuit of shedding light on the practical aspects and implications of the proposed models, this section provides cases gleaned from the gamut of experiments conducted. Two such selected cases, emblematic of the diversity in application and the robust adaptability of the models, have been tabled in Tab. 7 and Tab. 8.

Task	Requirements
Question Verification	1.1 Delete if answering the question requires non-text information, like audio or image. 1.2 Delete if there is a substantial amount of mathematical content. 1.3 Delete if there is no ample presence of daily scenarios. 1.4 Delete if the answer is not correct. 1.5 Delete if there is any discrimination or bias concerning gender, race, nation, or religion.
Question Rewrite	2.1 Standardize the Expression. 2.2 Delete redundant content in the answers. 2.3 Separate "Question" and "Context".
Hint Verification	3.1 Regenerate or rewrite if there are unrelated Hint. 3.2 Regenerate or rewrite if there is extra information injection in Hint. 3.3 Delete and rewrite the leakage part if there is an answer leakage in Hint.
GPT-4 Output Verification	4.1 Round the length of answer divided by 25 to the nearest integer, and manually verify five samples from each interger. 4.2 Evaluate whether the answer result is consistent with the standard answer.

Table 4: All tasks that require manual annotation, along with the specific requirements for each task.

Purpose	Prompt
<i>Self-Question</i>	
Detail Detection	Read the following passage carefully and identify as many details as you can. Pay attention to descriptions, actions, and characters. Use your observational skills to identify anything else that might be of significance.
Detail Connection	Using the details you have identified from the context, draw connections and analyze the relationships between them. Consider the significance of each detail and how it relates to the larger meaning of the text. Look for patterns, symbolism, and other elements that may help explain why the author included these specific details.
Answer Inspiration	Using the details you have identified and the clues you have drawn from the given question, analyze their connections and draw conclusions about the larger meaning of the text. Consider the significance of each detail and how it relates to the question. Look for themes, motifs, and other elements that may help explain why the author included these specific details and clues.
Weighted Reasoning	Answer the question by taking the raw context into consideration but mainly using the conclusion and the details you have drawn before. Remember the connection between your drawn details and the conclusion to the question, don't be disturbed by the irrelevant information in the context.
<i>GPT-4 Usage</i>	
Hint Output	Based on the given detective reasoning problem and its corresponding answer, create prompts that concurrently aid respondents in understanding the question or the logical deduction process without disclosing the answer outright or introducing unrelated information. Question: "Context + Question" Answer: "Answer" You may think and reason before give the hint, please response in the following format: "Thinking and Reasoning Process: xxxxx" Hint: xxxxx"
Verification	Please verify the accuracy of the model's output in accordance with the provided standard answer. If the result aligns or is similar to the standard answer, it should be deemed correct, on the contrary, if the output from the model notably diverges from the answer, it should be considered incorrect. Ground Truth: "xxxx" Model Output: "xxx" Please response in the following format: "Evaluation Result: xxx" Evaluation Reason: xxx"

Table 5: The prompts we used within the Self-Prompt Framework and when using the GPT-4 API.

Task	Requirements	Cases
Question Verification	Delete if answering the question requires non-text information, like audio or image.	Context: "Listen to the following music clip.." Question: "What instrument is playing?" Hint: "Consider the type of information required to answer the question." Answer: "Piano"
	Delete if there is a substantial amount of mathematical content.	Context: "Consider the mathematical proof of Fermat's Last Theorem..." Question: "Can you explain the proof?" Hint: "Focus on the subject matter of the proof." Answer: "It's a complex proof involving modular forms..."
	Delete if there is no ample presence of daily scenarios.	Context: "In a quantum physics experiment..." Question: "What is the result?" Hint: "Consider the context of the experiment." Answer: "A specific quantum state"
	Delete if the answer is not correct.	Context: "The cat is on the roof" Question: "Where is the cat?" Hint: "Check the location mentioned in the context." Answer: "In the garden"
	Delete if there is any discrimination or bias concerning gender, race, nation, or religion.	Context: "All people from X are lazy..." Question: "What are people from X like?" Hint: "Considering the description of X." Answer: "Lazy"
Question Rewrite	Standardize the Expression.	Original: " <span> </span> A family decides to move into the city and looks for a house. <span> </span> There are three ..." Rewritten: "A family decides to move into the city and looks for a house. There are three ..."
	Delete redundant content in the answers.	Original Answer: "This is a famous question, in my thought, the answer is ....." Rewritten Answer: "The answer is ....."
	Separate "Question" and "Context".	Original: Context and Question: "In 1862, during the American Civil War, the Battle of Antietam took place near Sharpsburg, Maryland... What was the significance of the Battle of Antietam?" Separated: Context: "In 1862, during the American Civil War, the Battle of Antietam took place near Sharpsburg, Maryland..." Question: "What was the significance of the Battle of Antietam?"
Hint Verification	Regenerate or rewrite if there are unrelated Hint.	Original Hint: "Think about cooking" Question: "Who wrote 'Romeo and Juliet'?" Rewritten Hint: "Think about famous playwrights"
	Regenerate or rewrite if there is extra information injection in Hint.	Original Context: "William Shakespeare was a renowned English playwright and poet. He wrote many plays that are still performed today, like 'Hamlet'." Question: "Who wrote 'Romeo and Juliet'?" Hint: "The author of 'Romeo and Juliet' also wrote 'Hamlet' and 'Macbeth'." Answer: "William Shakespeare" Rewritten Context: "William Shakespeare was a renowned English playwright and poet. He wrote many plays that are still performed today, like 'Hamlet'." The author of 'Romeo and Juliet' also wrote 'Hamlet' and 'Macbeth'." Question: "Who wrote 'Romeo and Juliet'?" Hint: "Consider the famous playwrights of the English Renaissance." Answer: "William Shakespeare"
	Delete and rewrite the leakage part if there is an answer leakage in Hint.	Original Hint: "The cat is in the garden" Question: "Where is the cat?" Rewritten Hint: "Think about common places for a cat"
GPT-4 Output Verification	Round the length of answer divided by 25 to the nearest integer, and manually verify five samples from each interger.	/
	Evaluate whether the answer result is consistent with the standard answer.	Standard Answer: "It's raining" GPT-4 Output: "It's sunny" Evaluation: Inconsistent

Table 6: The examples in our annotation process

*(Naïve) This is a logical reasoning question that requires analysis and reasoning to find the answer :*

**Context 1 :**

A family decides to move into the city and looks for a house. There are three members of the family, two husband and wife and a 5-year-old child. They ran all day, until the evening, and finally came across an advertisement for an apartment for rent. They ran quickly, and the house was unexpectedly good. So, I went to knock on the door and ask. At this time, the gentle landlord came out and looked at the three guests from top to bottom. The husband took the courage to ask: "Is this house for rent?" The landlord said regretfully: "Ah, I'm really sorry, our apartment does not accept residents with children." The husband and wife didn't know what to do for a while, so they walked away silently. The 5-year-old child saw what happened from beginning to end. The lovely heart was thinking: Is there really no way? His little hand like a red leaf knocked on the landlord's door again. At this time, the husband and wife had walked 5 meters away and looked back. The door opened and the landlord came out again. The child said energetically: ... After hearing this, the landlord laughed loudly and decided to rent the house to them.

**Question 1:**

What did the 5-year-old say to finally convince the landlord?

**Answer 1:**

If the child rents in his own capacity, then he meets the requirements of the landlord.

**Context 2:**

In a certain basketball match, Team A and Team B in Group A are having a crucial match. For team A, it needs to beat team B by 6 points in order to qualify for the group stage. Now there are only 6 seconds until the end, but Team A only won 2 points. It is obviously impossible to win Team B by 4 points within 6 seconds. At this time, if you are a coach, you will definitely not be willing to admit defeat.

**Question 2:**

If you are allowed to call a timeout, what advice will you give to the players on the field, so that it is possible to win Team B by 6 points?

**Answer 2:**

Let the opponent score, and then play in overtime.

..... *[Another 2-shot examples]*

**Context 5:**

On a snowy winter night, a single woman was murdered in the door of the room at 68 King's West Road, the time of the murder being around 8pm that night. The police launched an in-depth investigation as soon as they arrived on the scene and found a room where the gas stove was red-hot from the fire, the room was hot and sweaty, the electric light was still on, yet the tightly closed window was only half covered with curtains. A young man, a resident near the victim's home, gave the police the following eyewitness evidence: "I had witnessed the murder last night at around 11pm, and although my room was 20 meters from the scene, I found the murderer to be a blond man with black-rimmed glasses and a beard." Following a tip-off from him, the police arrested a blonde boyfriend of the deceased. In court, the blonde suspect's lawyer defended him confidently and asked the witness: "Young man, you saw this murderer by chance at the window at the time of the crime, didn't you?," "Yes, because the window opposite was transparent and her curtains were half-covered that night, so I was able to see the killer's face clearly from 20 meters away." At this point, the lawyer said with certainty, "Your Honor, what this young man has said is a lie, which means he is guilty of perjury. In my judgement, he is the most suspicious because he pulled the curtains from the victim's house and fled only after the murder was committed. He also gave a false statement to the police in an attempt to cover up his crime." As a result, the review proved that the lawyer's deduction was correct.

**Question 5:**

Do you know how the lawyer deduced this?

**Answer 5:**

That night it was snowing heavily and the gas stove on site was burning red hot, in which case the room was warm. So, with the heat in the room, the glass was covered with a layer of moisture and became hazy and unclear. Even if one could see someone in the room, it would only be a silhouette, so how could one tell that he had blond hair and a beard? It is clear that the young man had pulled back the curtains after the murder and then left in a hurry.

Figure 7: Example of how we construct 5-shot demonstration in Naive setting.

*(Hint Naïve) This is a logical reasoning question that requires analysis and reasoning to find the answer :*

**Context 1 :**

A family decides to move into the city and looks for a house. There are three members of the family, two husband and wife and a 5-year-old child. They ran all day, until the evening, and finally came across an advertisement for an apartment for rent. They ran quickly, and the house was unexpectedly good. So, I went to knock on the door and ask. At this time, the gentle landlord came out and looked at the three guests from top to bottom. The husband took the courage to ask: "Is this house for rent?" The landlord said regretfully: "Ah, I'm really sorry, our apartment does not accept residents with children." The husband and wife didn't know what to do for a while, so they walked away silently. The 5-year-old child saw what happened from beginning to end. The lovely heart was thinking: Is there really no way? His little hand like a red leaf knocked on the landlord's door again. At this time, the husband and wife had walked 5 meters away and looked back. The door opened and the landlord came out again. The child said energetically: ... After hearing this, the landlord laughed loudly and decided to rent the house to them.

**Question 1:**

What did the 5-year-old say to finally convince the landlord?

**Hint 1:**

Think about a different perspective. Could the child be seen as a standalone tenant rather than part of a family? What if the child applied to rent the house individually, separate from their parents?

**Answer 1:**

If the child rents in his own capacity, then he meets the requirements of the landlord.

**Context 2:**

In a certain basketball match, Team A and Team B in Group A are having a crucial match. For team A, it needs to beat team B by 6 points in order to qualify for the group stage. Now there are only 6 seconds until the end, but Team A only won 2 points. It is obviously impossible to win Team B by 4 points within 6 seconds. At this time, if you are a coach, you will definitely not be willing to admit defeat.

**Question 2:**

If you are allowed to call a timeout, what advice will you give to the players on the field, so that it is possible to win Team B by 6 points?

**Hint 1:**

Consider how team A can extend the game time to make up the required points. Remember, a tie in regulation time often leads to an additional timeframe, also known as overtime.

**Answer 2:**

Let the opponent score, and then play in overtime.

..... *[Another 3-shot examples]*

**Context 5:**

On a snowy winter night, a single woman was murdered in the door of the room at 68 King's West Road, the time of the murder being around 8pm that night. The police launched an in-depth investigation as soon as they arrived on the scene and found a room where the gas stove was red-hot from the fire, the room was hot and sweaty, the electric light was still on, yet the tightly closed window was only half covered with curtains. A young man, a resident near the victim's home, gave the police the following eyewitness evidence: "I had witnessed the murder last night at around 11pm, and although my room was 20 meters from the scene, I found the murderer to be a blond man with black-rimmed glasses and a beard." Following a tip-off from him, the police arrested a blonde boyfriend of the deceased. In court, the blonde suspect's lawyer defended him confidently and asked the witness: "Young man, you saw this murderer by chance at the window at the time of the crime, didn't you?," "Yes, because the window opposite was transparent and her curtains were half-covered that night, so I was able to see the killer's face clearly from 20 meters away." At this point, the lawyer said with certainty, "Your Honor, what this young man has said is a lie, which means he is guilty of perjury. In my judgement, he is the most suspicious because he pulled the curtains from the victim's house and fled only after the murder was committed. He also gave a false statement to the police in an attempt to cover up his crime." As a result, the review proved that the lawyer's deduction was correct.

**Question 5:**

Do you know how the lawyer deduced this?

**Hint 5:**

The clue is in the condition of the room and the weather during the night of the murder. The room was hot due to the gas stove being on, and it was a heavily snowing outside. What would this mean for the window of the room? And how does it affect the young man's testimony of seeing the murderer clearly from 20 meters away?

**Answer 5:**

That night it was snowing heavily and the gas stove on site was burning red hot, in which case the room was warm. So, with the heat in the room, the glass was covered with a layer of moisture and became hazy and unclear. Even if one could see someone in the room, it would only be a silhouette, so how could one tell that he had blond hair and a beard? It is clear that the young man had pulled back the curtains after the murder and then left in a hurry.

Figure 8: Example of how we construct 5-shot demonstration in Hint-Naive setting.

**(Auto-CoT) This is a logical reasoning question that requires analysis and reasoning to find the answer :**

**Context 1 :**

A family decides to move into the city and looks for a house. There are three members of the family, two husband and wife and a 5-year-old child. They ran all day, until the evening, and finally came across an advertisement for an apartment for rent. They ran quickly, and the house was unexpectedly good. So, I went to knock on the door and ask. At this time, the gentle landlord came out and looked at the three guests from top to bottom. The husband took the courage to ask: "Is this house for rent?" The landlord said regretfully: "Ah, I'm really sorry, our apartment does not accept residents with children." The husband and wife didn't know what to do for a while, so they walked away silently. The 5-year-old child saw what happened from beginning to end. The lovely heart was thinking: Is there really no way? His little hand like a red leaf knocked on the landlord's door again. At this time, the husband and wife had walked 5 meters away and looked back. The door opened and the landlord came out again. The child said energetically: ... After hearing this, the landlord laughed loudly and decided to rent the house to them.

**Question 1:**

What did the 5-year-old say to finally convince the landlord?

**Reasoning Process 1 (generated by models):**

The family was told that the apartment does not accept residents with children. This implies that the landlord has no issue with adults as residents. The 5-year-old cleverly comes up with the idea to approach the landlord in his own capacity, as an individual. The child proposes the idea of renting the apartment as a standalone tenant, separate from their family, and hence, not violating the landlord's condition. This unexpected solution makes the landlord laugh and change his decision, as technically, he wouldn't be going against his rule and as a result, he decides to rent the house to the family.

**Context 2 :**

In a certain basketball match, Team A and Team B in Group A are having a crucial match. For team A, it needs to beat team B by 6 points in order to qualify for the group stage. Now there are only 6 seconds until the end, but Team A only won 2 points. It is obviously impossible to win Team B by 4 points within 6 seconds. At this time, if you are a coach, you will definitely not be willing to admit defeat.

**Question 2:**

If you are allowed to call a timeout, what advice will you give to the players on the field, so that it is possible to win Team B by 6 points?

**Reasoning Process 2 (generated by models):**

Given the situation, Team A is ahead by 2 points with mere seconds on the clock, and winning by 6 points in normal time is not feasible due to lack of time. The solution here is to strategize for overtime and for that to happen, the scores of both teams need to be equal at the end of normal time. Hence, the coach could advise his players to allow the opposing team to score 2 points to tie the game, thereby instigating overtime play. In overtime, they would have a fresh start and a new chance to outscore Team B by 6 points, meeting the requirement to qualify for the group stage.

..... **(Another 3-shot examples)**

**Context 5 :**

On a snowy winter night, a single woman was murdered in the door of the room at 68 King's West Road, the time of the murder being around 8pm that night. The police launched an in-depth investigation as soon as they arrived on the scene and found a room where the gas stove was red-hot from the fire, the room was hot and sweaty, the electric light was still on, yet the tightly closed window was only half covered with curtains. A young man, a resident near the victim's home, gave the police the following eyewitness evidence: "I had witnessed the murder last night at around 11pm, and although my room was 20 meters from the scene, I found the murderer to be a blond man with black-rimmed glasses and a beard." Following a tip-off from him, the police arrested a blonde boyfriend of the deceased. In court, the blonde suspect's lawyer defended him confidently and asked the witness: "Young man, you saw this murderer by chance at the window at the time of the crime, didn't you?", "Yes, because the window opposite was transparent and her curtains were half-covered that night, so I was able to see the killer's face clearly from 20 meters away." At this point, the lawyer said with certainty, "Your Honor, what this young man has said is a lie, which means he is guilty of perjury. In my judgement, he is the most suspicious because he pulled the curtains from the victim's house and fled only after the murder was committed. He also gave a false statement to the police in an attempt to cover up his crime." As a result, the review proved that the lawyer's deduction was correct.

**Question 5:**

Do you know how the lawyer deduced this?

**Reasoning Process 5:**

That night it was snowing heavily and the gas stove on site was burning red hot, in which case the room was warm. So, with the heat in the room, the glass was covered with a layer of moisture and became hazy and unclear. Even if one could see someone in the room, it would only be a silhouette, so how could one tell that he had blond hair and a beard? It is clear that the young man had pulled back the curtains after the murder and then left in a hurry.

Figure 9: Example of how we construct 5-shot demonstration in Auto-CoT setting.

Case 1

**Context:**

On a snowy winter night, a single woman was murdered in the door of the room at 68 King's West Road, the time of the murder being around 8pm that night. The police launched an in-depth investigation as soon as they arrived on the scene and found a room where the gas stove was red-hot from the fire, the room was hot and sweaty, the electric light was still on, yet the tightly closed window was only half covered with curtains. A young man, a resident near the victim's home, gave the police the following eyewitness evidence: "I had witnessed the murder last night at around 11pm, and although my room was 20 meters from the scene, I found the murderer to be a blond man with black-rimmed glasses and a beard." Following a tip-off from him, the police arrested a blonde boyfriend of the deceased. In court, the blonde suspect's lawyer defended him confidently and asked the witness: "Young man, you saw this murderer by chance at the window at the time of the crime, didn't you?", "Yes, because the window opposite was transparent and her curtains were half-covered that night, so I was able to see the killer's face clearly from 20 meters away." At this point, the lawyer said with certainty, "Your Honor, what this young man has said is a lie, which means he is guilty of perjury. In my judgement, he is the most suspicious because he pulled the curtains from the victim's house and fled only after the murder was committed. He also gave a false statement to the police in an attempt to cover up his crime." As a result, the review proved that the lawyer's deduction was correct.

**Hint:**

The clue is in the condition of the room and the weather during the night of the murder. The room was hot due to the gas stove being on, and it was a heavily snowing outside. What would this mean for the window of the room? And how does it affect the young man's testimony of seeing the murderer clearly from 20 meters away?

**Question:**

Do you know how the lawyer deduced this?

**Answer:**

That night it was snowing heavily and the gas stove on site was burning red hot, in which case the room was warm. So, with the heat in the room, the glass was covered with a layer of moisture and became hazy and unclear. Even if one could see someone in the room, it would only be a silhouette, so how could one tell that he had blond hair and a beard? It is clear that the young man had pulled back the curtains after the murder and then left in a hurry.

**Naive Output** ✗

**Prompt:**

Below is a puzzle about detective reasoning, I split the question into "context" and "question", please answer the question properly based on the context:

[Context] + [Question]

**Answer:**

The young man claimed he saw the murder at 11pm, but the murder took place at 8pm. Furthermore, he claimed he saw it from his window 20 meters away, despite the fact that the murder victim's window was only half-open and it was a snowy night. It would be difficult to see detail like hair color, glasses, and a beard from that distance in those conditions. The lawyer concluded that the young man must have been close enough to handle the curtains, thus suspecting him of the crime.

**Self Chain-of-Thought** ✗

**Prompt:**

Below is a puzzle about detective reasoning, I split the question into "context" and "question", please answer the question properly based on the context *step by step*:

[Context] + [Question]

**Answer:**

Step 1: The lawyer noted inconsistencies in the young man's story. The young man claimed he witnessed the murder at 11pm, three hours after the estimated time of the murder which was around 8pm.  
Step 2: The young man also claimed he was able to see specific details about the murderer - that he was a blond man with black-rimmed glasses and a beard - from his room 20 meters away. Given the murder took place on a snowy night, visibility would be poor.  
Step 3: Despite the fact that the room was described as hot and sweaty, the window was only halfway open. It would be difficult to clearly observe someone from 20 meters away through a half-open window, especially during a snowy night.  
Step 4: Based on these inconsistencies and improbabilities, the lawyer deduced that the young man was lying about what he witnessed.  
Step 5: The lawyer then inferred that if the young man was able to see so clearly, he must not have been 20 meters away but rather close up, possibly inside the room. Therefore, the young man's close proximity and inaccurate statements made him the prime suspect in the lawyer's eyes.  
Step 6: The lawyer argues that the young man gave a false statement to police in an attempt to cover up his own involvement in the crime. The court subsequently found these deductions to be correct.

**Manual Chain-of-Thought** ✓

**Prompt:**

Below is a puzzle about detective reasoning, I split the puzzle into "context", "hint" and "question", please answer the "question" properly based on "context" and "hint".

[Context] + [Question] + [Hint]

**Answer:**

The lawyer deduced this from the fact that it was a snowy winter night. Due to the high temperature in the room from the gas stove, the window would have been fogged or covered with condensation on the inside because of the contrast between the warm room and the cold outside weather. This would have made it nearly impossible for the young man to clearly see the murderer's face from 20 meters away through the window, especially specific details like black-rimmed glasses and a beard. Thus, the young man's testimony was called into question, and his involvement in the crime was suspected.

**Plan & Solve Chain-of-Thought** ✓

**Prompt:** Below is a puzzle about detective reasoning, I split the puzzle into "context" and "question", please first understand the "context", extract relevant variables, and devise a plan. Then let's carry out the plan, answer the "question" step by step, and show the answer:

[Context] + [Question]

**Answer:**

First, let's identify the relevant variables from the context:  
The time of the murder: around 8pm.  
The eyewitness saw the murder: at 11pm.  
The distance between the eyewitness' room and the scene of the crime: 20 meters.  
The state of the victim's room: gas stove red-hot, room hot, electric light on, closed window half covered with curtains.  
The eyewitness' testimony: a description of the murderer; able to see the killer's face clearly from 20 meters away.  
Based on these variables, the plan to find out how the lawyer deduced the suspicion of the witness would likely involve:

Identifying any contradictions or inconsistencies in the statements or circumstances.  
Evaluating the witness' testimony and its plausibility considering the conditions described.  
Now let's carry out this plan:

One contradiction lies in the time of the murder and the time the eyewitness claimed to have seen the murder. The murder happened around 8pm, but the witness claimed that he had witnessed the murder at 11pm. Besides, the witness claimed he could see the murderer's face clearly at night from 20 meters away. Considering the physical conditions of the room described (the window was closed and only half-covered with a curtain), it seems implausible. The room was heated by a red-hot stove and the electric light was on, so the window was likely to have been steamed up, obstructing the view from outside, especially on a snowy winter night. From these contradictions and implausibilities, the lawyer determined that the eyewitness was lying. His ability to describe the supposed murderer in detail, coupled with his presence at the scene (evident by his knowledge of the half-closed curtains) also raised suspicion that the eyewitness was indeed the culprit and had manipulated the scene to deceive the police. The lawyer thus accused the witness of murder, framing the blonde man, and perjury.

**Self-Question** ✓

**Prompt:**

Below is a puzzle about detective reasoning, I split the puzzle into "context" and "question". Please first extract some key elements in the context. Then deduce some clue based on these elements. After that, find the connection between these elements and clues to the question. Finally, answer the question based on all the information.

[Context] + [Question]

**Answer:**

Key Elements:  
The crime took place around 8pm on a snowy winter night.  
The eyewitness claimed to have witnessed the murder at 11pm.  
The room was hot and the window was closed, but half covered with curtains.  
The witness claimed to have seen the killer's face clearly from 20 meters away.

**Clues:**

The difference in times that the murder took place and when the witness saw the event.  
The conditions in the room suggest that the window was likely to have been fogged up given the heat inside.  
The distance between the eyewitness's room and the scene makes the claim that the witness saw the murderer's face clearly suspicious.

**Connection:** The lawyer focuses on the inconsistencies to doubt the reliability of the witness's testimony. The contradiction in the time of the event and the unlikelihood of the witness seeing through a likely fogged-up window from a significant distance both serve to discredit the witness.

**Answer:** The lawyer deduced that the witness was lying based on the discrepancies in his testimony, namely the contradiction in the timing he reported and the implausibility of having a clear view of the murderer's face through a likely fogged-up window from a distance of 20 meters. He suspected the witness of committing the murder and fabricating the description to frame the suspect with blonde hair. The lawyer posited that the "eyewitness" was actually the real killer who had pulled the curtains, murdered the woman, and then given a false statement to divert police suspicion away from himself and towards the blonde man.

Table 7: Case study of our proposed synonym mining method and text data augmentation algorithms

Case 2

**Context:**

The phone rang as the television actress, Asai Miyoko was applying her makeup at her vanity. She reached over to pick up the receiver. "Have you prepared the money yet?" her heart sank as she recognized the man's voice on the other end. "Erm... yeah... I'm working on it..." "Well then, let's make the exchange today." "Where?" "There's an apartment complex near Hikari Hills Station, come to room number 508." "What time should I come?" "Whenever it's convenient for you?" "How about one in the afternoon?" "Okay, I'll wait for you." The man let out a grating laugh and ended the call. Miyoko sat still, not even remembering to put the phone back down as she stared at a small capsule she'd taken out from her vanity drawer. It contained potassium cyanide that she'd stolen when she stayed at her sister's place who ran a pharmacy. Two years prior, she'd been coerced by a TV director into undergoing an abortion and the man now blackmailing her somehow got his hands on her medical records. When the phone rang, the professional tennis player, Tomoya, was in the bathroom. He hurriedly rushed out to answer it. "Have you prepared the money yet?" He straightened on hearing the familiar voice, "Ah, I'm working on it..." "Well then, give me the money today." "Where?" "There's an apartment complex near Hikari Hills Station, come to room number 508." "When?" "Two in the afternoon. I'll be waiting for you." The man laughed and hung up. Tomoya thought for a long while before pulling out a small medicine bottle from his drawer. It contained potassium cyanide that he'd stolen from his wife's electroplating factory's poison cabinet a day ago. The phone rang as the innocent pop idol, Kato Mayumi, was eating breakfast alone in her kitchen. "Did you prepare the money I asked for?" Her body shivered as she recognized the man's voice over the phone. "Erm... well..." "Give me the money today." "Where?" "There's an apartment complex near Hikari Hills Station, come to room number 508." She replied, "Erm... I had plans to go driving around for fun today..." He responded, "Do you think your little trip is more important than our transaction here? Anyway, you can come anytime between one and three, I'll be waiting." The man menacingly ended the call.

**Hint:**

Observe the temperature inside the room, the status of the windows, you will find contradictory clues. Look for phenomena that only occur during a power outage. Potassium cyanide, if it is in contact with the air for a long time, will turn into potassium carbonate and lose its toxicity. One suspect's potassium cyanide has been stored for two years, so consider what changes might have occurred. Take note of the different references by suspects to the air conditioning, elevator, and power outage. These could reveal key aspects of the suspect's actions. Read carefully through each person's actions. You'll find one person's actions differ from the others, which might be a key clue to the culprit. In the afternoon, from half-past one to half-past two, one suspect arrived at the apartment during the power outage. What method did they use to get in?

**Question:**

Who among the three used the potassium cyanide to murder the blackmailer and why?

**Answer:**

The murder took place during a power outage. Due to the outage, the air conditioner stopped working and the room became hot, causing the victim to open the window themselves. If the victim was still alive when the power was restored and the air conditioner started working again, they would have closed the window. Only Tomoya and Mayumi visited the scene during the power outage. However, who killed the victim with their potassium cyanide? If potassium cyanide is not stored in an airtight container and is exposed to air for a long period, it will turn into potassium carbonate and lose its toxicity. The potassium cyanide Mayumi had was wrapped in paper for two years, and thus, had already lost its potency. **Therefore, the murderer is Tomoya.**

**Naïve Output ✗**

**Prompt:**

Below is a puzzle about detective reasoning, I split the question into "context" and "question", please answer the question properly based on the context:

[Context] + [Question]

**Answer:**

**Kato Mayumi.** Although all three suspects have the motive and means to kill the blackmailer, the timing of the power outage in the apartment suggests only Mayumi had the chance to do so. The elevator in the blackmailer's home could not operate after the power went off, so only the person who arrived before the power outage (Mayumi) could have seen him before he was killed. The other two people, one couldn't take the elevator due to the blackout and had to climb the stairs, while the other left when the elevator was stuck on the first floor, so neither of them had the chance to see the blackmailer before the power outage.

**Self Chain-of-Thought ✗**

**Prompt:**

Below is a puzzle about detective reasoning, I split the question into "context" and "question", please answer the question properly based on the context **step by step**:

[Context] + [Question]

**Answer:**

Firstly, if Miyoko's elevator descended to the first floor when the power went off, it means that the other two have already been to the scene, otherwise Miyoko should have been trapped in the dark elevator. So, Miyoko is the last one to leave the scene.

Secondly, Tomoya went up the stairs, and he mentioned that he encountered two housewives. If he was the criminal, he wouldn't have allowed the two housewives to see him exit the stairwell, as that would serve as incriminating evidence.

Thirdly, Mayumi mentioned that onlookers were staring at her. If she was seen leaving the apartment, wouldn't that be very dangerous?

From these clues, it is most likely that **Miyoko killed the blackmailer**. Because she was the last one to leave the scene, and due to the power outage, the elevator stopped operating, she wouldn't encounter anyone else, therefore there was no risk of being seen leaving the apartment.

**Manual Chain-of-Thought ✓**

**Prompt:**

Below is a puzzle about detective reasoning, I split the puzzle into "context", "hint" and "question", please answer the "question" properly based on "context" and "hint".

[Context] + [Question] + [Hint]

**Answer:**

**The answer is Tomoya.** He is the only one who arrived at the apartment during the power outage, and because the elevator was out of service, he had to take the stairs. He also mentioned encountering two housewives on the stairs, which indicates that the elevator was already out of order at that time. However, he did not mention that the air conditioning in the room was on, which conflicts with the statements of the other two suspects. Only those who took the elevator upstairs would know that the room's air conditioning would also stop working after the power outage. This suggests that he had already arrived at the apartment before the power outage, therefore the victim's time of death was before the power cut, which is when he arrived. Moreover, the potassium cyanide was just obtained by him last night, so it couldn't undergo a chemical change to become non-toxic. Therefore, the murderer who poisoned the victim is Tomoya.

**Plan & Solve Chain-of-Thought ✗**

**Prompt:** Below is a puzzle about detective reasoning, I split the puzzle into "context" and "question", **please first understand the "context", extract relevant variables, and devise a plan. Then let's carry out the plan, answer the "question" step by step, and show the answer:**

[Context] + [Question]

**Answer:**

Context:

We have three characters who are being blackmailed: The television actress, Asai Miyoko; the professional tennis player, Tomoya; and the pop idol, Kato Mayumi. They were all asked to go to an apartment complex near Hikari Hills Station, room number 508. Miyoko's meeting is at one in the afternoon, Tomoya's at two in the afternoon, and Mayumi can come anytime between one and three in the afternoon. Both Miyoko and Tomoya have stolen potassium cyanide, which is extremely poisonous.

Plan:

Understand the chronology of events, like what times are specified for each person to meet with the blackmailer. Analyze the opportunities each person would have had to use the cyanide. Determine the individual motive for each person.

Execution:

Miyoko is supposed to meet the blackmailer at 1 PM. This gives her the first opportunity to meet the blackmailer and potentially poison him before the others arrive. Tomoya comes next at 2 PM. Mayumi can come anytime between 1 PM and 3 PM. Both Miyoko and Tomoya have potassium cyanide, so both could potentially poison the blackmailer if they have the opportunity to do so. Everyone has a motive to kill the blackmailer as he is threatening their lives, and they all have been violated by him in different ways.

Based on this analysis, **the most likely person to have used the potassium cyanide to murder the blackmailer would be Miyoko**, primarily because she is the first one scheduled to meet with him, providing her the opportunity to poison him before the others arrive. However, without evidence that the blackmailer is indeed dead, and without knowing whether the blackmailer met Miyoko first or violated the arranged schedule, we can't say with 100% certainty who would or wouldn't have had the opportunity to murder the blackmailer.

**Self-Question ✓**

**Prompt:**

Below is a puzzle about detective reasoning, I split the puzzle into "context" and "question". **Please first extract some key elements in the context. Then deduce some clue based on these elements. After that, find the connection between these elements and clues to the question. Finally, answer the question based on all the information.**

[Context] + [Question]

**Answer:**

Key elements:

Asai Miyoko, the television actress, is asked to come to room number 508 at an apartment complex near Hikari Hills Station at one in the afternoon. She has potassium cyanide.

Tomoya, the professional tennis player, is asked to come to the same room at two in the afternoon. He also has potassium cyanide. Kato Mayumi, the pop idol, is asked to come to the same room anytime between one and three in the afternoon.

Clues:

All three are being blackmailed and have access to potassium cyanide.

The blackmailer has different meeting times with each person.

Connection: The meeting times are crucial. The blackmailer is meeting Miyoko at one, Tomoya at two, and Mayumi anytime between one and three.

Answer:

**Tomoya, the professional tennis player, is the most likely to have used the potassium cyanide to murder the blackmailer.** This is because he was scheduled to meet the blackmailer after Miyoko, meaning the blackmailer would still be alive when she arrived. Mayumi could have potentially been the murderer, but since her time slot overlaps with both Miyoko and Tomoya, it's less certain. Tomoya, however, was scheduled to meet the blackmailer alone, giving him the perfect opportunity to commit the crime.

Table 8: Case study of our proposed synonym mining method and text data augmentation algorithms