
Intrinsically Motivated Graph Exploration Using Network Theories of Human Curiosity

Shubhankar P. Patankar* Mathieu Ouellet* Juan Cerviño Alejandro Ribeiro
Kieran A. Murphy Dani S. Bassett
University of Pennsylvania

{spatank, ouellet, jcervino, aribeiro, kieranm, dsb}@seas.upenn.edu

Abstract

Intrinsically motivated exploration has proven useful for reinforcement learning, even without additional extrinsic rewards. When the environment is naturally represented as a graph, how to guide exploration best remains an open question. In this work, we propose a novel approach for exploring graph-structured data motivated by two theories of human curiosity: the information gap theory and the compression progress theory. The theories view curiosity as an intrinsic motivation to optimize for topological features of subgraphs induced by the visited nodes in the environment. We use these proposed features as rewards for graph neural-network-based reinforcement learning. On multiple classes of synthetically generated graphs, we find that trained agents generalize to larger environments and to longer exploratory walks than are seen during training. Our method computes more efficiently than the greedy evaluation of the relevant topological properties. The proposed intrinsic motivations bear particular relevance for recommender systems. We demonstrate that curiosity-based recommendations are more predictive of human behavior than PageRank centrality for several real-world graph datasets, including MovieLens, Amazon Books, and Wikispeedia.

1 Introduction

Providing a task-agnostic incentive for exploration as an intrinsic reward has proven useful in a variety of reinforcement learning settings, even in the absence of any task-specific (extrinsic) rewards [1, 2]. Termed *curiosity* in reference to the analogous drive in humans, prior formulations are based on different means of quantifying the novelty or surprisal of states encountered by an agent [3]. If states are represented as graphs, the task-agnostic motivation to explore can additionally be content-agnostic, depending only on the topological properties of the visited state subgraph. Leading theories of curiosity in humans are similarly content-agnostic, based on structural properties of a relational graph that connects atoms of knowledge without regard to their actual content [4].

Theories of curiosity attempt to describe the intrinsic motivations that underlie human decision-making when acquiring information through exploration. The *information gap theory* (IGT) argues that curiosity collects knowledge that regulates gaps in our understanding of the world [5]. Exposure to a small amount of novel information pushes an individual’s uncertainty about the environment past an acceptable threshold, creating an information gap. Curious agents are driven to resolve the discrepancy by acquiring information to close the gap [6, 7]. An alternative account, the *compression progress theory* (CPT), posits that information-seeking behavior is motivated to build increasingly compressible state representations [8, 9]. Compression enables abstraction and improved

*Authors contributed equally.

generalization by emphasizing the essential latent structures of knowledge [10–12]. Information gap theory and compression progress theory provide optimization objectives for the human exploration of graph-structured environments.

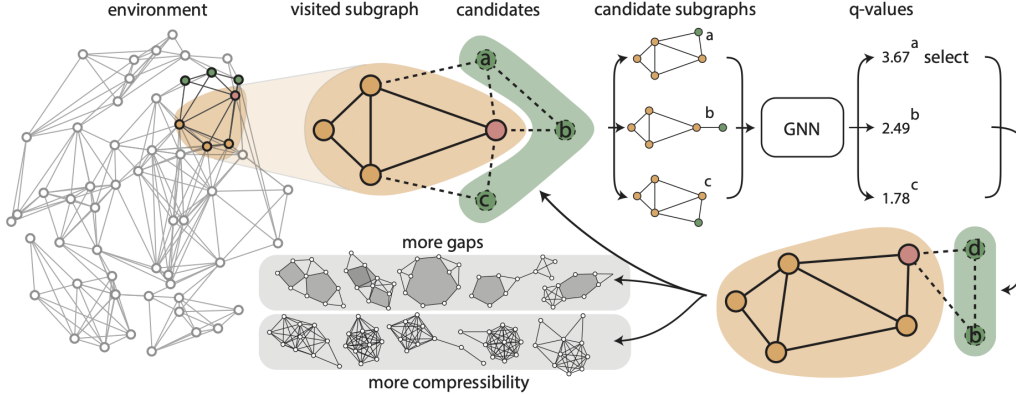


Figure 1: **Neural network for graph exploration.** The subgraph induced by the set of currently visited nodes is denoted in orange. Candidate nodes to visit at the next time step are denoted in green. We build candidate subgraphs by adding each neighbor to the already visited subgraph. The candidates are processed with a GNN to obtain Q-values, denoting their long-term potential to create or close gaps or to improve compressibility. Two example trajectories are shown: one with a high number of gaps and one with greater compressibility.

In this work, we demonstrate that network theoretic measurements of information gaps and compression progress can be meaningful exploration incentives for reinforcement learning (RL). We train agents that use graph neural networks (GNN) to explore graph-structured data while optimizing for gap creation and improved compression (Figure 1). Once trained, the agents navigate network structures to optimize certain topological features without regard to the content of the network. The agents can be used to modify statistics that are based on random walk processes on graphs. As an example, we use data of humans traversing spaces with natural graph structure—books and movies to review or Wikipedia pages to visit—to compute node centrality measures that best align with human navigation data. Our primary contributions are the following:

- We adapt intrinsic motivations for human curiosity as reward functions for reinforcement learning.
- We replace expensive reward computations with graph neural networks. Our method is computationally efficient and generalizes to shorter and longer exploratory walks and to smaller and larger environments than are seen during training.
- We demonstrate that modifying measures of node centrality with curiosity-trained agents increases alignment with human behavior in real-world graph datasets without using any domain-specific feature information.

2 Related work

Human curiosity as graph exploration. Curiosity in humans is commonly conceptualized as the intrinsic motivation to gather information from the environment [5, 13, 14]. Humans acquire information even when it is expensive to obtain [15, 16] and may have no immediate tangible utility [17, 18], suggesting that exploration is inherently valuable. Recent work has expanded the acquisitional framing of curiosity with a more general connectional account. This perspective defines curiosity as an exploratory walk on a graph. Here, curiosity entails building a growing knowledge network by acquiring informational units as nodes and their relationships as edges [4, 19]. The state of an individual’s knowledge is viewed as the subgraph of the environment induced by the visited nodes [20, 21]. Under this formulation, humans explore Wikipedia via trajectories with fewer information gaps and greater network compressibility than relevant null models [21].

Intrinsic motivations in reinforcement learning. The need for improved exploration has led reinforcement learning to incorporate curiosity-like intrinsic motivations into its algorithmic framework [22, 23]. Exploration rewards in RL take several forms. At the core of all approaches is an inducement for the learning agent to seek novelty. Count-based approaches encourage visits to unfamiliar or infrequently visited states [24–28]. When the state space is large, enumerating the frequencies of visits to all possible states is prohibitively expensive. To overcome this challenge, neural density models derive uncertainty-based pseudo-counts [24, 25]. A complementary perspective emphasizes

model building and formulates curiosity rewards in terms of learning progress and surprisal [1, 9, 29–32]. For instance, in the prediction error approach—alongside an extrinsic task—the agent attempts to learn a model of the environment’s dynamics. Curiosity rewards are proportional to the model error when predicting transitions between states. Memory-based methods assign rewards based on how different a newly visited state is from those stored in memory [33, 34]. Instead of a prescriptive approach, parametric methods attempt to explicitly learn an intrinsic reward function [35–38]. In general, improved exploration is a means to an end, with intrinsic rewards supplementing extrinsic task-specific rewards.

Graph combinatorial optimization and reinforcement learning. Combinatorial optimization entails selecting elements from a finite set of options such that the chosen subset satisfies an objective function [39]. Graph analyses often involve combinatorial optimization, with graph structure imposing constraints on the solution space. Recent work combines graph neural networks and reinforcement learning to construct solutions by incrementally adding nodes to a partial set [40–42]. First, a GNN constructs an embedding for the candidate solution; second, an agent, for instance, a deep Q-network (DQN), trained via RL, selects an action to expand the solution [43]. The two networks can be trained end-to-end with an optimization objective driving gradients for learning. This approach solves various graph combinatorial tasks, such as the traveling salesperson problem [43–45], finding the maximum independent set [46], or the minimum vertex cover [43, 47], and identifying isomorphic subgraphs [48]. Instead of uncovering nodes, GNNs can also sequentially collapse nodes into each other with implications for matrix multiplication [49]. GNNs, in combination with RL, have also been used to build and rewire graphs such that they possess high values of specific features of interest [50, 51].

3 Methods

Our goal is to train an agent to explore the environment while optimizing for a structural property of the visited subgraph. Consider a graph-structured environment $\mathcal{G} = (\mathcal{V}, \mathcal{E})$ with node set \mathcal{V} and edge set $\mathcal{E} \subseteq \mathcal{V} \times \mathcal{V}$. Let $\mathcal{V}_T = \{v_1, v_2, \dots, v_T\} \subseteq \mathcal{V}$ be an ordered set of explored nodes at time T . The corresponding subgraph trajectory is the sequence $\mathcal{S}_1 \subset \mathcal{S}_2 \subset \dots \subset \mathcal{S}_T$, wherein the t -th subgraph \mathcal{S}_t is induced by the first t visited nodes. Specifically, given the graph \mathcal{G} , the number of nodes to visit T , a graph feature function $\mathcal{F} : 2^{\mathcal{G}} \rightarrow \mathbb{R}$, and a discount factor $\gamma \in [0, 1]$, we seek an ordered set \mathcal{V}_T^* such that $\sum_{t=1}^T \gamma^{t-1} \mathcal{F}(\mathcal{S}_t)$ is maximal. The feature function acts as an intrinsic reward to encourage exploration. The discounting parameter determines the extent to which the future values of \mathcal{F} factor into the decision-making at every step. Drawing inspiration from human curiosity, we adopt information gap theory and compression progress theory to design two functions, \mathcal{F}_{IGT} and \mathcal{F}_{CPT} .

3.1 Network theories of curiosity

Information gap theory views curiosity as an intrinsic motivation to regulate gaps in knowledge. For humans, new information pushes the level of uncertainty about the environment past an acceptable threshold, creating an uncertainty gap. Curiosity seeks to find information units to close this gap. By modeling the state of knowledge as a graph, we can characterize information gaps as topological cavities. In a graph, cavities can take several forms: dimension 0 cavities represent disconnected network components, whereas those of dimension 1 represent non-triangular loops of edges (Figure 2A). In order to identify and count topological cavities, a graph is first converted into a higher-order relational object known as a *simplicial complex* [52]. A simplicial complex is comprised of simplices. Geometrically, a d -simplex is a shape with flat sides formed by connecting $d + 1$ points. For $0 \leq d \leq 2$, by definition a node is a 0-simplex, an edge is a 1-simplex, and a filled triangle is a 2-simplex. We can construct a simplicial complex by assigning a d -simplex to each $(d + 1)$ -clique in a binary graph. In a simplicial complex, a d -dimensional topological cavity is identified as an enclosure formed by d -simplices that a higher-dimensional simplex cannot fill. We refer the reader to Refs. [53–57] for a more comprehensive treatment of algebraic topology.

Given a simplicial complex, the d -th *Betti number* β_d counts the number of topological gaps of dimension d . Prior work examining human knowledge-network-building finds compelling evidence in support of information gap theory when gaps are conceptualized as 1-dimensional cavities [21]. In this work, at each time step t with a visited subgraph \mathcal{S}_t , we assign rewards equal to β_1 ,

$$\mathcal{F}_{IGT} = \beta_1(\mathcal{S}_t). \quad (1)$$

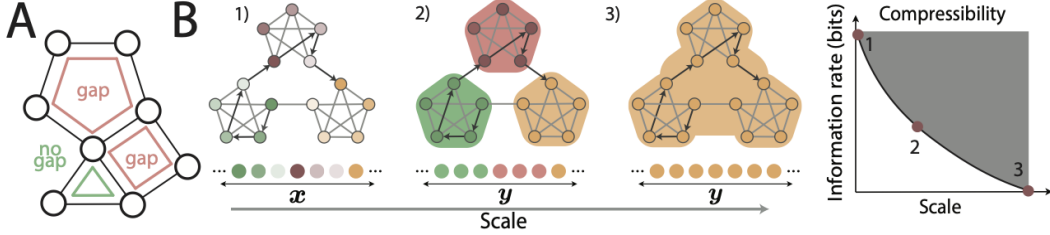


Figure 2: **Quantifying network theories of human curiosity.** (A) Gaps or cavities in a graph can be formalized using algebraic topology. A 1-dimensional cavity is a non-triangular loop of edges. (B) The information rate of a random walk x on a graph is given by its entropy. If we cluster the nodes, the walk sequence x is compressed into a new sequence y , where y is the cluster that contains node x . The new sequence has a lower information rate than the original sequence. The number of clusters defines the scale at which the network is described. We can find an optimal clustering at every scale of description that maximally lowers the information rate. These values can be recorded in a rate-distortion curve. Network compressibility is the maximal reduction in the information rate, averaged across all scales. Graphically, this value represents the area above the rate-distortion curve bounded by the entropy of the unclustered random walk.

Compression progress theory posits that curiosity is a drive to compress the state of knowledge [8]. During graph exploration, at each step t in the trajectory, the compression reward can be assigned as network compressibility [58]. Consider a subgraph \mathcal{S}_t with t nodes and q edges, represented by a symmetric adjacency matrix $M \in \mathbb{R}^{t \times t}$. Information about the subgraph’s structure can be encoded in the form of a random walk $x = (x_1, x_2, \dots)$. The walk sequence is generated by randomly transitioning from a node to one of its neighbors. Thus, for a random walk on \mathcal{S}_t , the probability of transitioning from node i to node j is $P_{ij} = M_{ij} / \sum_j M_{ij}$. Since the walk is Markovian, its information content (or its *entropy*) is given by $H = -\sum_i \pi_i \sum_j P_{ij} \log P_{ij}$. Here, π_i is the stationary distribution representing the long-term probability that the walk arrives at node i , given by $\pi_i = \sum_j M_{ij} / 2q$.

Assigning nodes to clusters leads to a coarse-grained sequence $y = (y_1, y_2, \dots)$. The number of clusters n can be used to define a scale of the network’s description $s = 1 - \frac{n-1}{t}$. For example, when $n = t$, the network is described at a fine-grained scale $s = 1/t$; at the other extreme, when $n = 1$ the network is described at the coarsest scale $s = 1$. At every description scale in between, it is possible to identify a clustering of nodes that minimizes the information rate (Figure 2B). After computing these optimal clusterings across all scales, we arrive at a rate-distortion curve $R(s)$, representing a bound on the information rate as a function of the scale s . The compressibility C of the network is then given as the average reduction in the information rate across all scales [58], $C = H - \frac{1}{t} \sum_s R(s)$. Therefore, the compression reward is

$$\mathcal{F}_{CPT} = C(\mathcal{S}_t), \quad (2)$$

where $C(\mathcal{S}_t)$ denotes the compressibility of subgraph \mathcal{S}_t .

3.2 Reinforcement learning for graph exploration

We formulate the graph exploration problem as a Markov decision process (MDP) [59]:

- **States:** The state is defined as the subgraph induced by the visited nodes at time t , $\mathcal{S}_t = \mathcal{G}[\mathcal{V}_t]$. We specify the initial state \mathcal{S}_1 by randomly selecting a starting node $v_1 \in \mathcal{V}$. Each state represents a partial solution to the broader sequential exploration task.
- **Actions:** The agent can transition to any neighbor of the most recently visited node. We denote the neighborhood of a node v as $\mathcal{N}(v) = \{u \in \mathcal{V} \mid (v, u) \in \mathcal{E}\}$. Therefore, given the state at time t , the set of available next nodes is $\mathcal{A}(\mathcal{S}_t) = \mathcal{N}(v_t) \setminus \mathcal{V}_t$. If no nodes are available in the immediate neighborhood, we expand the action set to include all neighbors of the explored subgraph.
- **Transitions:** Given the pair \mathcal{S}_t and $v \in \mathcal{A}(\mathcal{S}_t)$, the transition to state \mathcal{S}_{t+1} is deterministic with $P(\mathcal{S}_{t+1} \mid \mathcal{S}_t, v) = 1$.
- **Rewards:** The reward at time t is defined as $R_t = \mathcal{F}(\mathcal{S}_t)$. We train RL agents using either \mathcal{F}_{IGT} or \mathcal{F}_{CPT} as the reward function.

The policy $\pi(v \mid \mathcal{S}_t)$ maps states to actions, fully describing the agent’s behavior in the environment. At each step, the agent makes decisions using a value function $Q(\mathcal{S}_t, v)$, which evaluates candidate

nodes $v \in \mathcal{A}(\mathcal{S}_t)$ in the context of the currently explored subgraph. The function measures the total (discounted) reward that is expected to accumulate if the agent selects action v in state \mathcal{S}_t and thereafter follows policy π . In turn, the policy can be viewed as behaving greedily with respect to the value function, $\pi = \arg \max_{v \in \mathcal{A}(\mathcal{S}_t)} Q(\mathcal{S}_t, v)$. Solving an MDP entails finding an optimal policy that maximizes the expected discounted sum of rewards.

We parameterize the value function Q using a GNN $\Phi(\cdot) : \mathcal{G} \rightarrow \mathbb{R}$. GNNs build vector embeddings for nodes by iteratively aggregating their features with those from their local neighborhoods [60]. Each aggregation step is typically followed by a fully connected layer and a non-linear activation function. Depending on the number of rounds of aggregation, features from more distant locations in the graph can inform the embedding for each node. Specifically, we use the *GraphSAGE* architecture [61], where at the l -th round of feature aggregation, the embedding for node u is given as,

$$h_u^{(l)} = f^{(l)}\left(h_u^{(l-1)}, h_{\mathcal{N}(u)}^{(l-1)}\right) = g\left[\theta_C^{(l)} h_u^{(l-1)} + \theta_A^{(l)} \tilde{A}\left(h_{\mathcal{N}(u)}^{(l-1)}\right)\right], \quad (3)$$

where \tilde{A} represents the aggregation operator, $g[\cdot]$ is the activation function, and θ_C and θ_A are parameters for combination and aggregation, respectively [42, 61]. We use the local degree profile (LDP) of each node as the initial set of features [62]. LDP comprises various features of a node's neighborhood, including its own degree, the minimum and maximum degrees of its neighbors, and the average and standard deviation of the degrees of its neighbors.

We train GNNs for exploration using the DQN algorithm, with a replay buffer for experience sampling, a target network, and a decaying ϵ -greedy exploration rate [63]. Details of the full neural network architecture and the training process are included in the Supplementary Materials.

3.3 Curiosity-biased node centrality

Several graph theoretic quantities can be defined in terms of random walk processes on a graph. We can use agents trained to explore graphs to bias random walk processes and, by extension, the corresponding quantities. PageRank is a widely recognized algorithm that assigns node centrality scores to graph data [64–67]. The per-node score η can be interpreted as the stationary distribution of a random walk process on a network. With probability α , a random walker moves along an edge from node v_i to one of its neighbors. The probability of reaching a connected node v_j is P_{ij} . Alternatively, with probability $1 - \alpha$, the walker jumps, or teleports, to a random node in the network. The probability of jumping to node v_k is q_k . Under conditions of irreducibility and aperiodicity [68], the stationary distribution is given as

$$\sum_i (I - \alpha P_{ij}^t) \eta_i = (1 - \alpha) q_j. \quad (4)$$

The PageRank algorithm follows a random walk that is entirely Markovian. Typically, the probability P_{ij} depends solely on the out-degree of v_i and, in the case of node-weighting, on the personalization vector q . Personalized PageRank biases the random walk process using q_k by taking into account nodes that are already visited in the network [69].

We can integrate agents trained to optimize for the exploration objectives described earlier into the PageRank algorithm. Specifically, given an already visited subgraph, we propose to modify transition probabilities using Q-values assigned to candidate nodes. Consider a non-Markovian random walker sitting at node v_l with a path history $V_l = \{v_1, \dots, v_{l-1}, v_l\}$. The visited nodes in the path induce a corresponding subgraph \mathcal{S}_l . Paths are built starting from the most recent initialization or teleportation event. We use a Q-value function trained to optimize for an objective \mathcal{F} to bias the walker. The transition probability from node v_l to node v_m can be re-defined as,

$$P_{lm}^{\mathcal{F}}(\mathcal{S}_l) \equiv \begin{cases} \frac{(1-p_g)p_g^{\text{rank}(Q(\mathcal{S}_l, v_m)) - 1}}{1 - p^{\mathcal{A}(\mathcal{S}_l)}} & v_m \in \mathcal{A}(\mathcal{S}_l), \\ 0, & \text{otherwise,} \end{cases} \quad (5)$$

where $\text{rank}(Q(\mathcal{S}_l, v_m))$ is the rank of the Q-value for action v_m and $p_g \in [0, 1]$ is a parameter that controls how likely the walker is to select actions greedily. To compute biased per-node PageRank values, we simulate a walker using $P_{ij}^{\mathcal{F}}(\mathcal{S}_i)$ until probabilities converge.

4 Experiments

4.1 Exploration in synthetically generated networks

We train a curiosity-based GNN agent to explore synthetically generated graph environments. Each environment is constructed to have $N = 50$ nodes. Each episode lasts for 10 steps and, therefore, consists of visits to 10 distinct nodes. We examine four synthetic graph models that exhibit a broad range of degree profiles and topologies [70, 71]:

- Erdős-Rényi (ER): The ER model produces random graphs by adding edges between nodes with probability p . We set $p = 0.2$.
- Barabási-Albert (BA): Starting with a randomly connected skeleton of m nodes, the BA model, also known as the preferential attachment model, adds nodes sequentially. Each new node is connected to m existing nodes with a probability proportional to node degree. This “rich-gets-richer” growth scheme results in graphs with heavy-tailed degree distributions. We set $m = 4$.
- Random geometric: Graph-structured environments, such as transportation networks or power grids, are embedded in physical space. Random geometric graphs model such environments by placing nodes within a unit cube of specified dimensionality. The model places nodes uniformly at random inside the cube. An edge connects a pair of nodes if the distance between the nodes is less than or equal to a radius value. For a 2-dimensional space, we set the radius value to 0.25.
- Watts-Strogatz (WS): Many real-world networks possess a “small-world” topology, whereby distant nodes can be reached by a small number of hops from any node in the graph. The WS model creates graphs with a small-world topology by creating a ring graph and adding edges from each node to its k nearest neighbors. Each edge is then rewired at random with probability p . We set $k = 4$ and $p = 0.1$.

For each of the four graph models, we build 100 training, 10 validation, and 10 testing environments. After training, we evaluate the GNN agent in the testing environments against four baseline approaches:

- Random: Select a candidate node at random.
- Greedy: For each candidate node, build a candidate state subgraph. Evaluate the reward function for each subgraph and select the node that results in the biggest one-step improvement.
- Max Degree: Select the candidate node with the largest degree.
- Min Degree: Select the candidate node with the smallest degree.

\mathcal{F}	\mathcal{G}	Random	Max Degree	Min Degree	Greedy	GNN
IGT	RG	0.312 \pm 0.034	0.010 \pm 0.007	0.144 \pm 0.027	1.495 \pm 0.079	2.308\pm0.092
	WS	1.141 \pm 0.068	1.048 \pm 0.068	1.586 \pm 0.082	2.707 \pm 0.103	3.303\pm0.106
	BA	7.593 \pm 0.145	2.565 \pm 0.083	3.932 \pm 0.115	19.332 \pm 0.206	21.970\pm0.169
	ER	9.197 \pm 0.144	9.638 \pm 0.162	4.953 \pm 0.127	25.20\pm0.164	24.058 \pm 0.183
CPT	RG	8.607 \pm 0.027	8.928 \pm 0.027	7.864 \pm 0.033	9.615\pm0.014	9.271 \pm 0.017
	WS	7.117 \pm 0.021	6.788 \pm 0.025	6.937 \pm 0.021	7.668\pm0.012	7.174 \pm 0.014
	BA	6.926 \pm 0.023	8.526 \pm 0.015	5.899 \pm 0.016	8.669\pm0.016	8.556 \pm 0.010
	ER	6.767 \pm 0.020	6.931 \pm 0.019	6.022 \pm 0.017	8.262\pm0.016	7.880 \pm 0.015

Table 1: Performance of GNN-based agent using information gap theory (IGT) and compression progress theory (CPT) compared to four baseline methods (random, max degree, min degree, greedy). We compare results using the total average return gathered by agents in four types of synthetic graph environments (random geometric - RG, Watts-Strogatz - WS, Barabási-Albert - BA, Erdős-Rényi - ER).

The total average reward gathered by the different agents is presented in Table 1. For the IGT reward, in all graph models except for ER, the GNN outperforms the greedy agent. By contrast, the one-step-ahead greedy agent consistently performs best for CPT, with the GNN a close second.

Baseline approaches broadly perform well compared to the GNN for CPT than they do for IGT. When exploring a graph with the IGT objective, adding a single node can close several topological gaps simultaneously, requiring careful consideration of options. By contrast, compressibility is less sensitive to the choice of node at each step due to its strong correlation with the clustering coefficient

[58]. If exploring inside a cluster, neighbors of a node are likely to be neighbors of each other, lowering the likelihood that a single choice will significantly alter compressibility. For instance, the max degree baseline performs well for the CPT objective in random geometric graphs because high-degree nodes are centrally placed and surrounded by dense, highly clustered neighborhoods [71]. Barabási-Albert graphs, similarly, have highly clustered cores due to preferential attachment in their generative process [72]. Watts-Strogatz networks have high clustering when the edge rewiring probability is low. As a result, even random exploration in such topologies tends to occur inside clusters leading to greater compressibility. In support of this view, the minimum degree baseline, which is likely to select a node outside of a cluster, is typically further apart from the performance of the GNN compared to the other baselines.

4.1.1 Trajectory length and environment size generalization

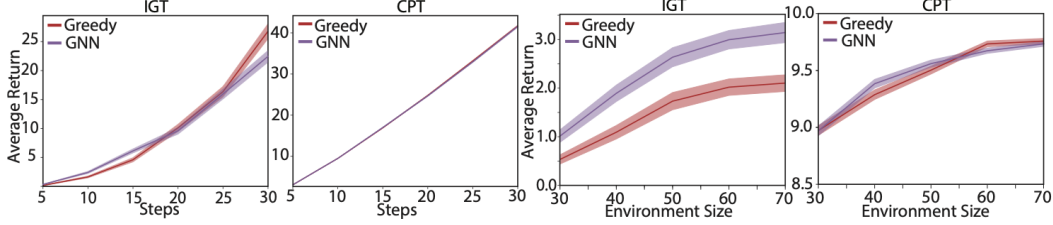


Figure 3: **Trajectory length and environment size generalization.** GNNs trained for graph exploration generalize to shorter and longer trajectories and to smaller and larger environments than are seen during training. We train GNNs to explore 10 steps for IGT and CPT in random geometric environments with 50 nodes. Performance does not degrade for exploratory walks of a different length in 50-node environments. Similarly, when taking 10 steps, GNN-based agents outperform or match the greedy agent in smaller and larger environments than of size 50. Bands denote standard error.

After training the GNN agent to explore 10 nodes in random geometric graph environments of 50 nodes, we evaluate generalization performance for shorter and longer trajectories and smaller and larger environments. We test trajectory length generalization while holding environment size fixed at 50 nodes. For walks shorter and longer than 10 steps, the GNN performs comparably to the greedy agent for both IGT and CPT (Figure 3). We test environment size generalization by taking 10 steps on graphs that are smaller or larger than 50 nodes. The GNN agent outperforms the greedy agent in smaller environments. In larger environments, the GNN is superior to the greedy agent for IGT and exhibits comparable performance for CPT. In summary, the performance of trained GNNs does not degrade for settings outside the training regime. These results indicate that we can train GNNs for graph exploration in regimes where reward computations are relatively inexpensive due to the smaller size of subgraphs and expect them to scale to longer walks and larger networks. We also report generalization results for the other graph models in the Supplementary Materials.

4.1.2 Time complexity

Using graphs of different sizes, we evaluate the computational efficiency of our approach by comparing the wall time for a forward pass through the GNN with that for a greedy evaluation of the rewards. Figure 4 displays results for random geometric synthetic graphs. The time for greedy evaluation of the topological features for both IGT and CPT grows quickly with subgraph size, whereas the GNN offers a faster alternative. Comparing the rewards for the two theories of curiosity, the information gap reward is significantly cheaper to evaluate compared to network compressibility. Therefore, in addition to approximating human intrinsic motivations for exploration, we find that the GNN offers a route to efficient computation of meaningful topological features of graphs.

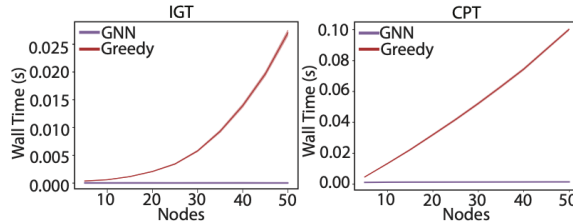


Figure 4: **Wall time.** Wall time for a forward pass through the GNN compared to the greedy evaluation of rewards. Bands denote standard error over computations for 50 networks.

4.2 Alignment with human navigation of graph data

Next, we evaluate the utility of curiosity-trained agents in predicting human behavior in graph-structured environments. To gather path-based information for our analyses, we use two types of real-world graph datasets. Reviews enable us to approximate consumer paths on a similarity graph of available content. We create two separate graphs, one comprising movies from the MovieLens dataset [73] and the other comprising books from the Amazon Product Reviews dataset [74, 75]. We also examine a second type of dataset consisting of user paths on Wikipedia in the Wikispeedia game environment [76, 77]. The three datasets are:

1. **MovieLens:** The MovieLens dataset consists of movie reviews [73]. We use IMDB user summaries and Word2Vec to construct vector embeddings for each movie. We build a graph environment by treating each movie as a node. For each movie, we use cosine similarity to add edges to the 20 most similar movies.
2. **Amazon Books:** The Amazon Product Reviews dataset encompasses reviews for diverse products [74, 75]. To narrow our focus, we specifically extract and retain reviews associated with books. We filter out books with fewer than 150 reviews and limit our analysis to reviewers with at least 5 reviews. To represent each book as a distinct entity, we use Word2Vec-based vector embeddings. For each book, we add edges by identifying the top 20 most similar books based on their embeddings.
3. **Wikispeedia:** The Wikispeedia dataset consists of paths collected for a navigation game on Wikipedia [76, 77]. In the game, users are presented with a starting article and a destination article and are tasked with reaching the destination article using hyperlinks within Wikipedia. Here, the underlying hyperlink structure of Wikipedia acts as the graph environment.

We train GNNs for graph exploration in each of the three real-world environments for both information gap theory and compression progress theory.

To incorporate person-specific data, the PageRank hop vector q is modified to be zero for all nodes except a user’s $n_{\text{burn-in}}$ most recently visited nodes [69]. We assign a uniform jump probability to the $n_{\text{burn-in}}$ nodes, with $q_k = 1/n_{\text{burn-in}}$. Each graph feature function \mathcal{F} yields a PageRank vector $\eta_i^{\mathcal{F}}$. We combine these vectors linearly to obtain a final PageRank vector, denoted as η' such that $\eta'(\alpha, \tilde{\beta}, \tilde{\gamma}, \tilde{\delta}) \equiv \tilde{\beta}\eta_{\text{PR}}(\alpha) + \tilde{\gamma}\eta_{\text{IGT}}(\alpha) + \tilde{\delta}\eta_{\text{CPT}}(\alpha)$ where $\tilde{\beta}^2 + \tilde{\gamma}^2 + \tilde{\delta}^2 = 1$ and η_{PR} is the score vector obtained using standard PageRank. To evaluate this approach, we optimize the set of variables $\alpha, \tilde{\beta}, \tilde{\gamma}, \tilde{\delta}$ using a training set of transitions. We then compare performance against unbiased PageRank, where only α is optimized. Formally, we generate two sets of human transitions denoted as \mathbf{S}_{test} and $\mathbf{S}_{\text{train}}$. These sets consist of portions of human trajectories with a length of $n_{\text{burn-in}} + 1$. Next, we perform Bayesian optimization to compute parameters \hat{a} and \hat{a}_{bias} for the two sets,

$$\hat{a} \equiv \arg \max_{\alpha} \sum_{S \in \mathbf{S}_{\text{train}}} \text{rank}_{v_{\text{burn-in}}}(\eta_{\text{PR}}(\alpha)) \quad (6)$$

$$\hat{a}_{\text{bias}} \equiv \arg \max_{\alpha, \tilde{\beta}, \tilde{\gamma}, \tilde{\delta}} \sum_{S \in \mathbf{S}_{\text{train}}} \text{rank}_{v_{\text{burn-in}}}(\eta'(\alpha, \tilde{\beta}, \tilde{\gamma}, \tilde{\delta})). \quad (7)$$

To evaluate our method, we calculate the ratio of improvement on the test set, given as

$$r_{\mathbf{S}_{\text{test}}} \equiv \sum_{S \in \mathbf{S}_{\text{test}}} \text{rank}_{v_{\text{burn-in}}}(\eta'(\hat{a}_{\text{bias}})) / \sum_{S \in \mathbf{S}_{\text{test}}} \text{rank}_{v_{\text{burn-in}}}(\eta_{\text{PR}}(\hat{a})). \quad (8)$$

Graph dataset \mathcal{G}	IGT	CPT	IGT + CPT
MovieLens	+4.2% \pm 2.1%	+5.1% \pm 1.5%	+7.9%\pm1.7%
Amazon Books	+5.4% \pm 1.9%	+4.6% \pm 1.6%	+9.6%\pm1.9%
Wikispeedia	+2.9% \pm 2.9%	+12.2% \pm 3.2%	+32.2%\pm7.7%

Table 2: Percentage improvement ($r_{\mathbf{S}_{\text{test}}}$) with curiosity-biased centrality across the three datasets (MovieLens, Amazon Book, Wikispeedia).

Table 2 displays $r_{\mathbf{S}_{\text{test}}}$ in percentage terms for the three datasets when considering curiosity theories alone or in combination. Across all combinations, improvement ranges from 2.9% to 32.2%,

indicating that incorporating curiosity for the biasing of walks is useful. Depending on the dataset, the IGT or CPT-trained agent performs better with similar values. In the Wikispeedia data, however, CPT leads to improvement that is nearly four times higher than IGT. The books and movie datasets exhibit similarities since the selection mechanism in both is not directed towards a goal. By contrast, the Wikispeedia dataset involves goal-directed navigation.

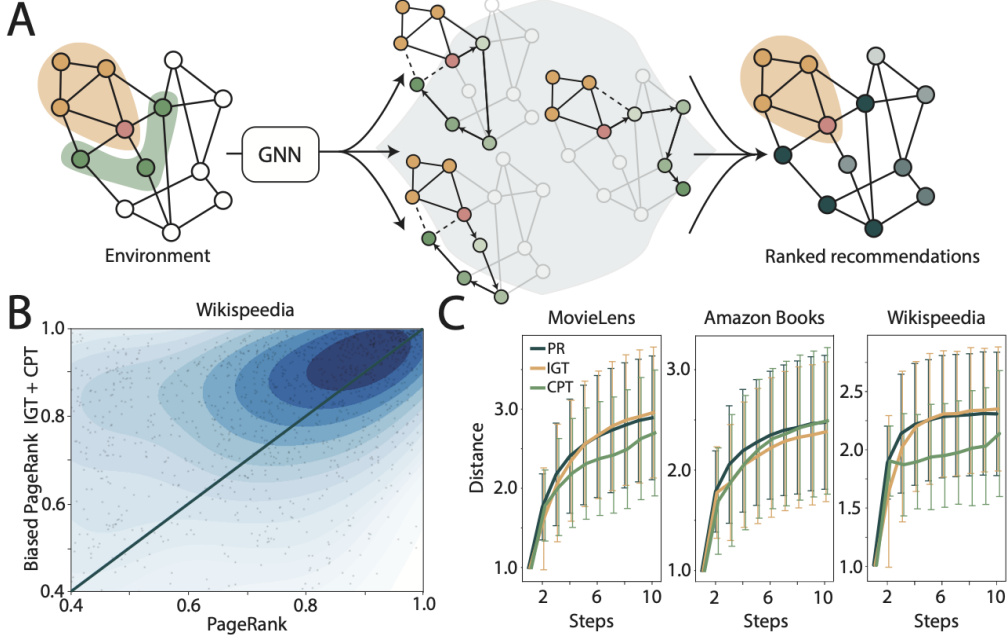


Figure 5: **Re-defining centrality using agents trained for curiosity.** (A) We measure curiosity-biased PageRank centrality using a set of biased walkers that explore the graph starting from a subset of already visited nodes. Biases are incorporated using GNNs trained for IGT and CPT rewards. (B) Example demonstrating the improvement in predicting human transitions when using curiosity-biased versus standard PageRank. Biased curiosity assigns higher percentile ranks to actual transitions than standard PageRank. (C) Random walker diffusion, measured as the distance from the initial node for each graph. A comparison is made between the unbiased (blue), IGT-biased (orange), and CPT-biased walkers (green).

Figure 5B shows the improvement in predicting the transitions made by humans in the Wikispeedia dataset. We compare percentile ranks for each transition made by the human when making predictions with and without biasing the random walk process. We find that biased curiosity assigns higher percentile ranks to actual transitions than standard PageRank. We also analyze the distance from the initial node with respect to time for individual random walk trajectories (Figure 5C). In general, observed differences between the biased walkers are small and fall within the standard deviation of the walk process. These observations suggest that the differences observed in the biased PageRank algorithm are not solely attributable to changes in the diffusion properties of the random walks.

5 Limitations

In our implementation, when computing an embedding for the state subgraph, the GNN does not distinguish candidate nodes from those already visited. Appending a one-hot vector to differentiate candidates could potentially lead to improved performance. This approach would allow the network to recognize and, therefore, prioritize candidate nodes during the decision-making process. The PageRank algorithm includes various hyperparameters that can be further fine-tuned; for instance, p_g or refining the distribution $P_{ij}^{\mathcal{F}}(S_i)$ that is used to select nodes for the walker.

6 Discussion

We can use intrinsic motivations that underpin human curiosity to train neural networks to explore graph-structured environments with diverse topological structures. Our approach generalizes to longer exploratory walks and larger environments than are seen during training. Importantly, relying only on the structure of the visited subgraph and without any domain-specific node features, we find that our method is more predictive of human behavior than PageRank centrality for several real-world graph datasets.

References

- [1] Deepak Pathak, Pulkit Agrawal, Alexei A. Efros, and Trevor Darrell. Curiosity-driven exploration by self-supervised prediction. In *Proceedings of the 34th International Conference on Machine Learning - Volume 70*, ICML'17, page 2778–2787. JMLR.org, 2017.
- [2] Yuri Burda, Harri Edwards, Deepak Pathak, Amos Storkey, Trevor Darrell, and Alexei A. Efros. Large-scale study of curiosity-driven learning. In *ICLR*, 2019.
- [3] Zhaohan Daniel Guo, Shantanu Thakoor, Miruna Pislari, Bernardo Avila Pires, Florent Althé, Corentin Tallec, Alaa Saade, Daniele Calandriello, Jean-Bastien Grill, Yunhao Tang, Michal Valko, Remi Munos, Mohammad Gheshlaghi Azar, and Bilal Piot. BYOL-explore: Exploration by bootstrapped prediction. In *Advances in Neural Information Processing Systems*, 2022. URL <https://openreview.net/forum?id=qHGCH75usg>.
- [4] Dale Zhou, David M. Lydon-Staley, Perry Zurn, and Danielle S. Bassett. The growth and form of knowledge networks by kinesthetic curiosity. *Current Opinion in Behavioral Sciences*, 35:125–134, 2020. ISSN 2352-1546. doi: <https://doi.org/10.1016/j.cobeha.2020.09.007>. URL <https://www.sciencedirect.com/science/article/pii/S235215462030142X>.
- [5] George Loewenstein. The psychology of curiosity: A review and reinterpretation. *Psychological Bulletin*, 116(1):75–98, 1994.
- [6] Min Jeong Kang, Ming Hsu, Ian M. Krajbich, George Loewenstein, Samuel M. McClure, Joseph Tao yi Wang, and Colin F. Camerer. The wick in the candle of learning: Epistemic curiosity activates reward circuitry and enhances memory. *Psychological Science*, 20(8):963–973, 2009. doi: [10.1111/j.1467-9280.2009.02402.x](https://doi.org/10.1111/j.1467-9280.2009.02402.x). URL <https://doi.org/10.1111/j.1467-9280.2009.02402.x>. PMID: 19619181.
- [7] Nabil Daddaoua, Manuel Lopes, and Jacqueline Gottlieb. Intrinsically motivated oculomotor exploration guided by uncertainty reduction and conditioned reinforcement in non-human primates. *Scientific Reports*, 6(1):20202, 2016. doi: [10.1038/srep20202](https://doi.org/10.1038/srep20202). URL <https://doi.org/10.1038/srep20202>.
- [8] Juergen Schmidhuber. Driven by compression progress: A simple principle explains essential aspects of subjective beauty, novelty, surprise, interestingness, attention, curiosity, creativity, art, science, music, jokes. *arXiv pre-print*, 2008.
- [9] Jürgen Schmidhuber. Formal theory of creativity, fun, and intrinsic motivation (1990–2010). *IEEE Transactions on Autonomous Mental Development*, 2(3):230–247, 2010. doi: [10.1109/TAMD.2010.2056368](https://doi.org/10.1109/TAMD.2010.2056368).
- [10] Joshua B. Tenenbaum, Charles Kemp, Thomas L. Griffiths, and Noah D. Goodman. How to grow a mind: Statistics, structure, and abstraction. *Science*, 331(6022):1279–1285, 2011. doi: [10.1126/science.1192788](https://doi.org/10.1126/science.1192788). URL <https://www.science.org/doi/abs/10.1126/science.1192788>.
- [11] Anne G. E. Collins. The cost of structure learning. *Journal of Cognitive Neuroscience*, 29(10):1646–1655, 10 2017. ISSN 0898-929X. doi: [10.1162/jocn_a_01128](https://doi.org/10.1162/jocn_a_01128). URL https://doi.org/10.1162/jocn_a_01128.
- [12] Ida Momennejad. Learning structures: predictive representations, replay, and generalization. *Current Opinion in Behavioral Sciences*, 32:155–166, 2020.
- [13] Jacqueline Gottlieb, Pierre-Yves Oudeyer, Manuel Lopes, and Adrien Baranes. Information-seeking, curiosity, and attention: computational and neural mechanisms. *Trends in Cognitive Sciences*, 17(11):585–593, 2013. ISSN 1364-6613. doi: <https://doi.org/10.1016/j.tics.2013.09.001>. URL <https://www.sciencedirect.com/science/article/pii/S1364661313002052>.
- [14] Celeste Kidd and Benjamin Y. Hayden. The psychology and neuroscience of curiosity. *Neuron*, 88(3):449–460, 2015. ISSN 0896-6273. doi: <https://doi.org/10.1016/j.neuron.2015.09.010>. URL <https://www.sciencedirect.com/science/article/pii/S0896627315007679>.

- [15] Christopher K. Hsee and Bowen Ruan. The Pandora effect: The power and peril of curiosity. *Psychological Science*, 27(5):659—666, 2016.
- [16] Jaydin Clark, Asia Vincent, Xinyi Wang, Amanda L. McGowan, and David M. Lydon-Staley. Smokers’ curiosity for tobacco-related trivia aids memory of tobacco-related information. *PsyArXiv*, 2021.
- [17] Daniel Bennett, Stefan Bode, Maja Brydevall, Hayley Warren, and Carsten Murawski. Intrinsic valuation of information in decision making under uncertainty. *PLOS Computational Biology*, 12(7):1–21, 07 2016. doi: 10.1371/journal.pcbi.1005020. URL <https://doi.org/10.1371/journal.pcbi.1005020>.
- [18] Maja Brydevall, Daniel Bennett, Carsten Murawski, and Stefan Bode. The neural encoding of information prediction errors during non-instrumental information seeking. *Scientific Reports*, 8(1):6134, 2018. doi: 10.1038/s41598-018-24566-x. URL <https://doi.org/10.1038/s41598-018-24566-x>.
- [19] Perry Zurn and Danielle S. Bassett. On curiosity: A fundamental aspect of personality, a practice of network growth. *Personality Neuroscience*, 1:e13, 2018. doi: 10.1017/pen.2018.3.
- [20] David M. Lydon-Staley, Dale Zhou, Ann Sizemore Blevins, Perry Zurn, and Danielle S. Bassett. Hunters, busybodies and the knowledge network building associated with deprivation curiosity. *Nature Human Behaviour*, 5(3):327–336, 2021. doi: 10.1038/s41562-020-00985-7. URL <https://doi.org/10.1038/s41562-020-00985-7>.
- [21] Shubhankar P. Patankar, Dale Zhou, Christopher W. Lynn, Jason Z. Kim, Mathieu Ouellet, Harang Ju, Perry Zurn, David M. Lydon-Staley, and Dani S. Bassett. Curiosity as filling, compressing, and reconfiguring knowledge networks. *arXiv preprint*, 2022.
- [22] Arthur Aubret, Laetitia Matignon, and Salima Hassas. A survey on intrinsic motivation in reinforcement learning. *arXiv pre-print*, 2019.
- [23] Pawel Ladosz, Lilian Weng, Minwoo Kim, and Hyondong Oh. Exploration in deep reinforcement learning: A survey. *Information Fusion*, 85:1–22, 2022. ISSN 1566-2535. doi: <https://doi.org/10.1016/j.inffus.2022.03.003>. URL <https://www.sciencedirect.com/science/article/pii/S1566253522000288>.
- [24] Marc G. Bellemare, Sriram Srinivasan, Georg Ostrovski, Tom Schaul, David Saxton, and Rémi Munos. Unifying count-based exploration and intrinsic motivation. In *Proceedings of the 30th International Conference on Neural Information Processing Systems, NIPS’16*, page 1479–1487, Red Hook, NY, USA, 2016. Curran Associates Inc. ISBN 9781510838819.
- [25] Georg Ostrovski, Marc G. Bellemare, Aäron van den Oord, and Rémi Munos. Count-based exploration with neural density models. In *Proceedings of the 34th International Conference on Machine Learning - Volume 70, ICML’17*, page 2721–2730. JMLR.org, 2017.
- [26] Haoran Tang, Rein Houthooft, Davis Foote, Adam Stooke, Xi Chen, Yan Duan, John Schulman, Filip De Turck, and Pieter Abbeel. #exploration: A study of count-based exploration for deep reinforcement learning. In *Proceedings of the 31st International Conference on Neural Information Processing Systems, NIPS’17*, page 2750–2759, Red Hook, NY, USA, 2017. Curran Associates Inc. ISBN 9781510860964.
- [27] Marlos C. Machado, Marc G. Bellemare, and Michael Bowling. Count-based exploration with the successor representation, 2018.
- [28] Daejin Jo, Sungwoong Kim, Daniel Wontae Nam, Taehwan Kwon, Seungeun Rho, Jongmin Kim, and Donghoon Lee. Leco: Learnable episodic count for task-specific intrinsic reward, 2022.
- [29] Pierre-Yves Oudeyer and Frederic Kaplan. What is intrinsic motivation? a typology of computational approaches. *Frontiers in Neurobotics*, 1, 2007. ISSN 1662-5218. doi: 10.3389/neuro.12.006.2007. URL <https://www.frontiersin.org/articles/10.3389/neuro.12.006.2007>.

- [30] Pierre-Yves Oudeyer, Frdric Kaplan, and Verena V. Hafner. Intrinsic motivation systems for autonomous mental development. *IEEE Transactions on Evolutionary Computation*, 11(2): 265–286, 2007. doi: 10.1109/TEVC.2006.890271.
- [31] Bradly C. Stadie, Sergey Levine, and Pieter Abbeel. Incentivizing exploration in reinforcement learning with deep predictive models. *arXiv pre-print*, 2015.
- [32] Rein Houthooft, Xi Chen, Yan Duan, John Schulman, Filip De Turck, and Pieter Abbeel. Vime: Variational information maximizing exploration. In *Proceedings of the 30th International Conference on Neural Information Processing Systems, NIPS’16*, page 1117–1125, Red Hook, NY, USA, 2016. Curran Associates Inc. ISBN 9781510838819.
- [33] Justin Fu, John D. Co-Reyes, and Sergey Levine. Ex2: Exploration with exemplar models for deep reinforcement learning, 2017.
- [34] Nikolay Savinov, Anton Raichuk, Raphaël Marinier, Damien Vincent, Marc Pollefeys, Timothy Lillicrap, and Sylvain Gelly. Episodic curiosity through reachability. *arXiv pre-print*, 2018.
- [35] Jonathan Sorg, Richard L Lewis, and Satinder Singh. Reward design via online gradient ascent. In J. Lafferty, C. Williams, J. Shawe-Taylor, R. Zemel, and A. Culotta, editors, *Advances in Neural Information Processing Systems*, volume 23. Curran Associates, Inc., 2010. URL https://proceedings.neurips.cc/paper_files/paper/2010/file/168908dd3227b8358eababa07fcac091-Paper.pdf.
- [36] Zeyu Zheng, Junhyuk Oh, and Satinder Singh. On learning intrinsic rewards for policy gradient methods. In *Proceedings of the 32nd International Conference on Neural Information Processing Systems, NIPS’18*, page 4649–4659, Red Hook, NY, USA, 2018. Curran Associates Inc.
- [37] Farzan Memarian, Wonjoon Goo, Rudolf Lioutikov, Scott Niekum, and Ufuk Topcu. Self-supervised online reward shaping in sparse-reward environments. In *2021 IEEE/RSJ International Conference on Intelligent Robots and Systems (IROS)*, page 2369–2375. IEEE Press, 2021. doi: 10.1109/IROS51168.2021.9636020. URL <https://doi.org/10.1109/IROS51168.2021.9636020>.
- [38] Rati Devidze, Parameswaran Kamalaruban, and Adish Singla. Exploration-guided reward shaping for reinforcement learning under sparse rewards. In Alice H. Oh, Alekh Agarwal, Danielle Belgrave, and Kyunghyun Cho, editors, *Advances in Neural Information Processing Systems*, 2022. URL <https://openreview.net/forum?id=W7HvK0lerY>.
- [39] Christos Papadimitriou and Kenneth Steiglitz. *Combinatorial Optimization: Algorithms and Complexity*. Dover Publications, 1982.
- [40] Yun Peng, Byron Choi, and Jianliang Xu. Graph learning for combinatorial optimization: A survey of state-of-the-art. *Data Science and Engineering*, 6(2):119–141, Jun 2021. ISSN 2364-1541. doi: 10.1007/s41019-021-00155-3. URL <https://doi.org/10.1007/s41019-021-00155-3>.
- [41] Nina Mazyavkina, Sergey Sviridov, Sergei Ivanov, and Evgeny Burnaev. Reinforcement learning for combinatorial optimization: A survey. *Computers & Operations Research*, 134: 105400, 2021. ISSN 0305-0548. doi: <https://doi.org/10.1016/j.cor.2021.105400>. URL <https://www.sciencedirect.com/science/article/pii/S0305054821001660>.
- [42] Sai Munikoti, Deepesh Agarwal, Laya Das, Mahantesh Halappanavar, and Balasubramaniam Natarajan. Challenges and opportunities in deep reinforcement learning with graph neural networks: A comprehensive review of algorithms and applications. *arXiv pre-print*, 2022.
- [43] Hanjun Dai, Elias B. Khalil, Yuyu Zhang, Bistra Dilikina, and Le Song. Learning combinatorial optimization algorithms over graphs. In *Proceedings of the 31st International Conference on Neural Information Processing Systems, NIPS’17*, page 6351–6361, Red Hook, NY, USA, 2017. Curran Associates Inc. ISBN 9781510860964.

- [44] Chaitanya K. Joshi, Quentin Cappart, Louis-Martin Rousseau, and Thomas Laurent. Learning the travelling salesperson problem requires rethinking generalization. *arXiv pre-print*, 2020. doi: 10.4230/LIPIcs.CP.2021.33.
- [45] Yujiao Hu, Yuan Yao, and Wee Sun Lee. A reinforcement learning approach for optimizing multiple traveling salesman problems over graphs. *Knowledge-Based Systems*, 204:106244, 2020. ISSN 0950-7051. doi: <https://doi.org/10.1016/j.knosys.2020.106244>. URL <https://www.sciencedirect.com/science/article/pii/S0950705120304445>.
- [46] Sungsoo Ahn, Younggyo Seo, and Jinwoo Shin. Learning what to defer for maximum independent sets. In *Proceedings of the 37th International Conference on Machine Learning, ICML'20*. JMLR.org, 2020.
- [47] Faisal N. Abu-Khzam, Mohamed M. Abd El-Wahab, Moussa Haidous, and Nouredin Yosri. Learning from obstructions: An effective deep learning approach for minimum vertex cover. *Annals of Mathematics and Artificial Intelligence*, Aug 2022. ISSN 1573-7470. doi: 10.1007/s10472-022-09813-2. URL <https://doi.org/10.1007/s10472-022-09813-2>.
- [48] Hanchen Wang, Ying Zhang, Lu Qin, Wei Wang, Wenjie Zhang, and Xuemin Lin. Reinforcement learning based query vertex ordering model for subgraph matching. In *2022 IEEE 38th International Conference on Data Engineering (ICDE)*, pages 245–258, 2022. doi: 10.1109/ICDE53745.2022.00023.
- [49] Eli A. Meirom, Haggai Maron, Shie Mannor, and Gal Chechik. Optimizing tensor network contraction using reinforcement learning. *arXiv pre-print*, 2022.
- [50] Victor-Alexandru Darvari, Stephen Hailes, and Mirco Musolesi. Goal-directed graph construction using reinforcement learning. *Proceedings of the Royal Society A: Mathematical, Physical and Engineering Sciences*, 477(2254):20210168, 2021. doi: 10.1098/rspa.2021.0168. URL <https://royalsocietypublishing.org/doi/abs/10.1098/rspa.2021.0168>.
- [51] Christoffel Doorman, Victor-Alexandru Darvari, Stephen Hailes, and Mirco Musolesi. Dynamic network reconfiguration for entropy maximization using deep reinforcement learning. *Proceedings of the First Learning on Graphs Conference (LoG 2022)*, PMLR 198:49:1-49:15, 2022.
- [52] Jonathan L. Gross and Thomas W. Tucker. *Topological Graph Theory*. Wiley-Interscience, USA, 1987. ISBN 0471049263.
- [53] Gunnar Carlsson. Topology and data. *Bulletin of the American Mathematical Society*, 46: 255–308, January 2009.
- [54] Robert Ghrist. Barcode: The persistent topology of data. *Bulletin of the American Mathematical Society*, 45:61–75, October 2007.
- [55] Allen Hatcher. *Algebraic Topology*. Cambridge University Press, 2002.
- [56] Afra Zomorodian and Gunnar Carlsson. Computing persistent homology. *Discrete & Computational Geometry*, 33(2):249–274, 2005. doi: 10.1007/s00454-004-1146-y. URL <https://doi.org/10.1007/s00454-004-1146-y>.
- [57] Ginestra Bianconi. *Higher-Order Networks*. Elements in Structure and Dynamics of Complex Networks. Cambridge University Press, 2021. doi: 10.1017/9781108770996.
- [58] Christopher W. Lynn and Danielle S. Bassett. Quantifying the compressibility of complex networks. *Proceedings of the National Academy of Sciences*, 118(32):e2023473118, 2021. doi: 10.1073/pnas.2023473118. URL <https://www.pnas.org/doi/abs/10.1073/pnas.2023473118>.
- [59] Richard S. Sutton and Andrew G. Barto. *Reinforcement Learning: An Introduction*. The MIT Press, 2018.

- [60] Zonghan Wu, Shirui Pan, Fengwen Chen, Guodong Long, Chengqi Zhang, and Philip S. Yu. A comprehensive survey on graph neural networks. *IEEE Transactions on Neural Networks and Learning Systems*, 32(1):4–24, 2021. doi: 10.1109/TNNLS.2020.2978386.
- [61] William L. Hamilton, Rex Ying, and Jure Leskovec. Inductive representation learning on large graphs. In *Proceedings of the 31st International Conference on Neural Information Processing Systems, NIPS’17*, page 1025–1035, Red Hook, NY, USA, 2017. Curran Associates Inc. ISBN 9781510860964.
- [62] Chen Cai and Yusu Wang. A simple yet effective baseline for non-attributed graph classification. *arXiv pre-print*, 2018.
- [63] Volodymyr Mnih, Koray Kavukcuoglu, David Silver, Andrei A. Rusu, Joel Veness, Marc G. Bellemare, Alex Graves, Martin Riedmiller, Andreas K. Fidjeland, Georg Ostrovski, Stig Petersen, Charles Beattie, Amir Sadik, Ioannis Antonoglou, Helen King, Dharshan Kumaran, Daan Wierstra, Shane Legg, and Demis Hassabis. Human-level control through deep reinforcement learning. *Nature*, 518(7540):529–533, Feb 2015. ISSN 1476-4687. doi: 10.1038/nature14236. URL <https://doi.org/10.1038/nature14236>.
- [64] Sergey Brin and Lawrence Page. The anatomy of a large-scale hypertextual web search engine. *Computer networks and ISDN systems*, 30(1-7):107–117, 1998.
- [65] Baoning Wu and Kumar Chellapilla. Extracting link spam using biased random walks from spam seed sets. In *Proceedings of the 3rd international workshop on Adversarial information retrieval on the web*, pages 37–44, 2007.
- [66] David F Gleich. PageRank beyond the web. *siam REVIEW*, 57(3):321–363, 2015.
- [67] Darui Zhu, Haifeng Wang, Rui Wang, Jiandong Duan, and Jing Bai. Identification of key nodes in a power grid based on modified pagerank algorithm. *Energies*, 15(3):797, 2022.
- [68] Olle Häggström et al. *Finite Markov chains and algorithmic applications*, volume 52. Cambridge University Press, 2002.
- [69] Taher Haveliwala, Sepandar Kamvar, Glen Jeh, et al. An analytical comparison of approaches to personalizing PageRank. Technical report, Technical report, Stanford University, 2003.
- [70] Mark Newman. *Networks: An Introduction*. Oxford University Press, Inc., USA, 2010. ISBN 0199206651.
- [71] Jesper Dall and Michael Christensen. Random geometric graphs. *Physical review E*, 66(1):016121, 2002.
- [72] Luciano da Fontoura Costa and Gonzalo Travieso. Exploring complex networks through random walks. *Physical Review E*, 75(1):016102, 2007.
- [73] F Maxwell Harper and Joseph A Konstan. The movielens datasets: History and context. *Acm transactions on interactive intelligent systems (tiis)*, 5(4):1–19, 2015.
- [74] Ruining He and Julian McAuley. Ups and downs: Modeling the visual evolution of fashion trends with one-class collaborative filtering. In *proceedings of the 25th international conference on world wide web*, pages 507–517, 2016.
- [75] Julian McAuley, Christopher Targett, Qinfeng Shi, and Anton Van Den Hengel. Image-based recommendations on styles and substitutes. In *Proceedings of the 38th international ACM SIGIR conference on research and development in information retrieval*, pages 43–52, 2015.
- [76] Robert West and Jure Leskovec. Human wayfinding in information networks. In *Proceedings of the 21st international conference on World Wide Web*, pages 619–628, 2012.
- [77] Robert West, Joelle Pineau, and Doina Precup. Wikispeedia: An online game for inferring semantic distances between concepts. In *Twenty-First International Joint Conference on Artificial Intelligence*, 2009.