

Ranking with Long-Term Constraints

Kianté Brantley
Cornell University
Ithaca, NY, USA
kdb82@cornell.edu

Zhichong Fang
Cornell University
Ithaca, NY, USA
zf94@cornell.edu

Sarah Dean
Cornell University
Ithaca, NY, USA
sdean@cornell.edu

Thorsten Joachims
Cornell University
Ithaca, NY, USA
tj@cs.cornell.edu

ABSTRACT

The feedback that users provide through their choices (e.g., clicks, purchases) is one of the most common types of data readily available for training search and recommendation algorithms. However, myopically training systems based on choice data may only improve short-term engagement, but not the long-term sustainability of the platform and the long-term benefits to its users, content providers, and other stakeholders. In this paper, we thus develop a new framework in which decision makers (e.g., platform operators, regulators, users) can express long-term goals for the behavior of the platform (e.g., fairness, revenue distribution, legal requirements). These goals take the form of exposure or impact targets that go well beyond individual sessions, and we provide new control-based algorithms to achieve these goals. In particular, the controllers are designed to achieve the stated long-term goals with minimum impact on short-term engagement. Beyond the principled theoretical derivation of the controllers, we evaluate the algorithms on both synthetic and real-world data. While all controllers perform well, we find that they provide interesting trade-offs in efficiency, robustness, and the ability to plan ahead.

CCS CONCEPTS

• Information systems → Ranking.

KEYWORDS

ranking, exposure allocation, long-term objectives

ACM Reference Format:

Kianté Brantley, Zhichong Fang, Sarah Dean, and Thorsten Joachims. 2018. Ranking with Long-Term Constraints. In *Proceedings of Ranking with Long-Term Constraints*. ACM, New York, NY, USA, 12 pages. <https://doi.org/XXXXXXX.XXXXXXX>

1 INTRODUCTION

Optimizing search and recommendation platforms based on feedback that users provide through their choices (e.g., clicks, purchases) has led to great improvements in ranking quality. However, myopically training systems based on choice data may only improve short-term engagement, but not the long-term sustainability of the platform and the long-term benefits to its users, content providers, and other stakeholders [22]. In particular, platforms operate as part

of a complex socio-technical system, and many have argued how such AI systems can amplify misinformation [17], harm supply through rich-get-richer dynamics [32], incentivize spam [25], or perpetuate human biases [31].

In this complex space of problems and competing interests, we argue that improved tools for explicitly steering the long-term dynamics of the platform are needed. These tools should enable decision makers to specify long-term goals for the search and recommendation algorithms beyond short-term engagement maximization. While approaches using reinforcement learning have the potential to directly optimize long term goals, it is challenging to apply them to complex and large scale information retrieval settings [1, 29]. End-to-end frameworks obscure important decision points [20], leading to problems like a lack of reproducibility [4, 13, 21], reward hacking [16, 36–38, 42], and user tampering and manipulation [8, 14, 15, 28]. Instead, we argue that providing designers with a novel *macroscopic* view will enable strategic reasoning about long-term platform dynamics, and that it will enable new tools for steering the platform. The key algorithmic challenge lies in bridging the gap between long-term goals at a macro-level that span many requests, and the micro-level goal of maximizing engagement for each individual request.

In this paper, we develop a new suite of macro-level interventions for steering the long-term dynamics of AI platforms, as well as the mechanisms for optimally executing these macro-level interventions. In our framework, further described in Sections 1.1 and 2, macro-level interventions take the form of exposure or impact targets over substantial periods of time (e.g. days, weeks, months). The macro-level interventions can come from various decision makers, including the users themselves (e.g., "I want to buy least 30% local products next month" on an e-commerce platform), the platform operator (e.g. "promote local music communities by serving at least 50% local artists on average" on the Localify! music platform [30]), or regulators (e.g. the recent settlement between Meta and the Department of Housing and Urban Development (HUD) [44] that requires Meta to ensure that each housing-related ad is shown with demographic parity to all protected groups over the ad's lifetime). All such macro-level goals steer the behavior of the system over the course of many requests. This creates complex interactions between individual requests, their short-term metrics, and the long-term goals [34].

We address the key technical problem of designing algorithms which break down macro-level goals into a sequence of individual rankings that least hurt the micro-level metric (e.g., engagement). We view these algorithms as controllers which drive the value of macro-level metrics towards specified targets while responding to incoming requests in real time. In Section 3, we rigorously derive three controllers. The first is a baseline approach that satisfies the macro-level goals at a high cost to micro-level utility. The second

Permission to make digital or hard copies of all or part of this work for personal or classroom use is granted without fee provided that copies are not made or distributed for profit or commercial advantage and that copies bear this notice and the full citation on the first page. Copyrights for components of this work owned by others than ACM must be honored. Abstracting with credit is permitted. To copy otherwise, or republish, to post on servers or to redistribute to lists, requires prior specific permission and/or a fee. Request permissions from permissions@acm.org.

Ranking with Long-Term Constraints, Preprint, 2023

© 2018 Association for Computing Machinery.

ACM ISBN 978-x-xxxx-xxxx-x/YY/MM...\$15.00

<https://doi.org/XXXXXXX.XXXXXXX>

enables a finer trade-off between macro- and micro-level objectives. The final controller incorporates planning to handle requests coming from non-stationary distributions with temporal patterns. To clarify the design of these controllers and their affordances and limitations, we make interesting novel connections between ranking and concepts from online stochastic optimization [3] and model-predictive control [7]. Furthermore, we evaluate the controllers on a number of synthetic and real-world datasets in Section 4, which provides practical guidance on when the use of each controller is most appropriate.

1.1 Motivation & Related Work

We argue that one of the key challenges in steering the long-term dynamics of AI platforms results from a mismatch in time scales. Algorithms on these platforms typically optimize metrics pertaining to individual requests or sessions, while the dynamics we aim to control play out over weeks or months of repeated interactions. Optimization on a per-request basis is ill suited for even expressing long-term objectives, much less for steering their dynamics. Instead, we argue that we need a novel *macroscopic* view to enable strategic reasoning about the long-term dynamics of the platform in addition to the *microscopic* view that our methods currently focus on.

Existing work on incorporating long-term goals in search and recommendation has largely focused on fairness. Early works defining fairness criteria posed them as constraints on impact or exposure to be fulfilled within a single ranking [10, 40, 51, 51]. Later work introduced a temporal perspective, including Celis et al. [9] who develop an online algorithm for recommending diverse viewpoints and Morik et al. [35], Usunier et al. [45] who present algorithms for satisfying fairness cumulatively over multiple rankings. More recently, reinforcement learning algorithms have been applied to long-term fairness in order to handle endogeneous dynamics—i.e., the impact of a ranking decision on future utilities and constraints [19, 49, 53]. Beyond fairness, long-term exposure constraints have been motivated as an optimal strategy under the endogeneous dynamics of content-provider viability [33, 52]. Many of these settings fit into the framework that we propose. However, unlike approaches which attempt to directly handle dynamics, we argue for elevating such strategic concerns to the definition of interventions.

Partitioning into microscopic and macroscopic views has proven essential in the control of other complex systems. For example, macroeconomic metrics like gross domestic product and unemployment rate describe the state of our economy as a whole, and we use these metrics to reason about its long-term dynamics. Macro-level interventions are used to influence these metrics, like the interest rates set by the Federal Reserve. Similar examples are also widespread in engineered systems, where, for example, the macroscopic control intervention of a self-driving car (e.g., turn left 10 degrees) hides the microscopic execution of this command (e.g., voltages going to the steering motors) behind a control system.

Figure 1 illustrates an analogous micro-macro view of AI platforms, where the macro-level metrics we aim to optimize are quantities like customer satisfaction, retention, polarization, or the size of the supplier pool. It is not hard to think of possible macro-level interventions either, like the rate with which the service is interrupting users with push notifications, how aggressively to prune click

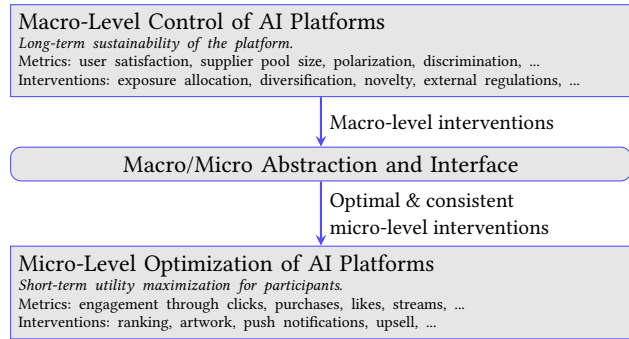


Figure 1: We propose to separate macro-level control used for steering the long-term dynamics of the platform from its micro-level engagement optimization. The interface layer provides an abstraction by optimally translating strategic macro-level interventions into a sequence of micro-level actions with minimal impact on short-term metrics.

bait, or how much exposure to give to smaller suppliers. Elevating our reasoning to the level of macro-level metrics and interventions opens the door for future investigations of platform dynamics. At the macro-level, it is far more tractable to understand how interventions affect the long-term metrics we aim to optimize for. For example, establishing a causal model of how exposure allocation to small suppliers (a scalar) relates to the size of the supplier pool (another scalar) is considerably less complex than estimating a causal link between millions of rankings and supplier-pool size.

In this paper we focus on macro-level interventions that represent constraints on exposure or impact. Exposure can be quantified by models like the position based model (PBM) [12] which assigns a score to each position in a ranking, representing the probability of being viewed by the user. Impact can be directly measured by clicks or purchases. Adding such long-term constraints provides a rich new language for guiding system behavior, as illustrated by the following examples that can be implemented in our framework:

- (1) Give local artists at least X percent of the overall exposure over the next month. (Item Group Exposure)
- (2) Show new artist A to at least X users over the next week. (Single Item Exposure)
- (3) Given a well-calibrated but imperfect spam filter, ensure that the expected exposure to spam across all users is less than X . (Item Group Exposure with uncertain Group Membership)
- (4) Do not send more than X push messages on average per week to user U . (Single User Exposure)
- (5) Show each housing-related ad to protected groups by demographic parity over the lifetime of the ad. (Single Item / User Group Exposure)
- (6) Support goal of user U to buy at least 30% of products from local suppliers. (Single User Impact)

The examples show that macroscopic interventions can shape the aggregate experience of items over a given time span (first three), but also the aggregate experience of users (last three). The macroscopic interventions can provide constraints on the experience of a single user or item (2, 4, 6), on the collective experience of item or

user groups (1, 3), or on the complex interaction between item and user groups (5). These interventions may be exact when we have precise knowledge of class membership, or they may be approximate and fulfilled only in expectation (e.g., based on the probability of an article being spam). Finally, in some cases the constraints directly act upon exposure (first five), while in example 6 the user asks the system to support a particular impact goal [41] that includes the reactions of the users (e.g., clicks, purchases). Similar macro-level constraints are also relevant to other aspects of AI platforms, like ads [46, 48, 54, 55] and ad-pacing [2, 47] in particular.

2 MACRO/MICRO CONTROL PROBLEM

We now formalize the problem of translating a set of macro-level interventions into a sequence of micro-level actions. We model this translation as a problem of optimal control which seeks to ensure that the micro-level actions achieve the desired macro-level interventions in aggregate. This is analogous to how control is used in mechanical systems to provide layers of abstraction with clear semantics. Controllers are used to keep a system in desirable states even under external perturbations and incomplete knowledge of the dynamics (e.g., keep a plane in level flight). Under bounds on worst-case conditions, controllers can be proven to be stable, safe, and performant [5, 39]. Furthermore, the control perspective has already proven useful for other aspects of online systems [23, 26, 47, 48, 50, 55].

The macro/micro control problem takes the following form. At each time step t from 1 to the final time step T , a new context x_t arrives. Each context x_t is drawn independently from some unknown and possibly shifting sequence of distributions

$$x_t \sim P_t.$$

At the micro-level, our goal is to derive a ranking policy that selects an action a_t (i.e., ranking) for each context that maximizes a micro-level ranking metric $u(a_t|x_t)$ (e.g., Discounted Cumulative Gain (DCG) [24]). Thus, over all contexts x_1, \dots, x_T our policy should choose actions a_1, \dots, a_T which achieve a large cumulative value:

$$\sum_{t=1}^T u(a_t|x_t). \quad (1)$$

However, unlike conventional ranking policies, ours must also consider macro-level goals in addition to the micro-level utility. In particular, the policy needs to fulfill m constraints that range over all time steps from 1 to T :

$$\begin{aligned} \sum_{t=1}^T c_1(a_t|x_t) &\geq \tau_1 \\ &\vdots \\ \sum_{t=1}^T c_m(a_t|x_t) &\geq \tau_m \end{aligned} \quad (2)$$

Each of the m constraints represents one macro-level intervention, where each $c_i(a_t|x_t)$ represents a metric (e.g., exposure of an ad to demographic user groups, purchase of a local product), and each corresponding τ_i represents the cumulative goal over the time period from 1 to T . For a more compact presentation, we use the

Algorithm 1: Macro/Micro Control Loop

Input: target τ , violation cost ϕ , final time T , controller Π
set initial state $s_0 = 0$

foreach t **from** 1 **to** T **do**

observe $x_t \sim P_t$

select action $a_t = \Pi(x_t, s_{t-1}, t)$

update state $s_t = s_{t-1} + c(a_t|x_t)$

Compute objective: $\sum_{t=1}^T u(a_t|x_t) - \phi^\top (\tau - s_T)_+$

following vector notation to represent all m constraints:

$$\sum_{t=1}^T c(a_t|x_t) \geq \tau. \quad (3)$$

While maximizing Equation (1) subject to Equation (3) may look like a straightforward optimization problem at first glance, it cannot be solved using standard optimizers. Crucially, contexts arrive sequentially, and the policy must immediately choose an action a_t at time step t upon receiving x_t . However, at time t we only know the contexts x_1, \dots, x_t , but not the future contexts $X_t := (x_{t+1}, \dots, x_T)$. This means that we cannot directly evaluate the constraints, and must pick the current action under partial information.

To address this problem, we first introduce a state s_t that reflects the progress made towards fulfilling the constraints up to time t :

$$s_t = \sum_{t'=1}^t c(a_{t'}|x_{t'}). \quad (4)$$

Then, we consider ranking controllers of the form $a_t = \Pi(x_t, s_{t-1}, t)$. The ranking a_t is chosen based on the context x_t , the state s_{t-1} , and the time t . The macro-level intervention is achieved when the constraints are fulfilled in the final time step T . This is equivalent to ensuring that the terminal state $s_T \geq \tau$. The controller aims to reach this target state, but must make decisions only on the basis of the current state and context without exact knowledge of the future contexts.

Fulfilling all constraints may not always be possible and, furthermore, it may not be desirable to arbitrarily sacrifice the micro-level objective from Equation (1). We thus consider soft constraints and denote the macro-violation cost as

$$\phi^\top (\tau - s_T)_+, \quad (5)$$

where $\phi \geq 0$ is an m dimensional parameter vector that expresses how costly it is to violate each constraint. The ‘‘hinge loss’’ $(\cdot)_+$ sets all negative components of the input vector to zero, so any dimension of the terminal state s_T that is above its target τ contributes zero to the macro-violation cost.

The overall objective is the sum of the micro-level utilities minus the macro-violation cost at the final time step T . For a given sequence of contexts, this objective is:

$$\sum_{t=1}^T u(a_t|x_t) - \phi^\top \left(\tau - \sum_{t=1}^T c(a_t|x_t) \right)_+. \quad (6)$$

Note that this final objective can only be computed after time step T . Since the actions must be chosen sequentially, this setting has the form of a closed-loop control problem, where the controller

can react to the state s_{t-1} . This control loop is summarized in Algorithm 1.

We conclude our general setup with a discussion of metrics which depend on *modelled* vs. *observed* feedback. When metrics are defined by a model (e.g. the position-based model of exposure) the result of any arbitrary action a can be anticipated once the context x_t is observed. In contrast, metrics defined by observed feedback (e.g. clicks or hover time) are known only for the chosen action a_t and are observed only after the action is taken. The control loop illustrated in Algorithm 1 is valid whether the metrics defining u and c are modelled or observed. However, the action selection step defined by Π benefits from the ability to anticipate the effect of arbitrary actions. We therefore focus the controller development below on modelled metrics—in other words, when $u(\cdot|x_t)$ and $c(\cdot|x_t)$ are known functions. We also call this the *full information* setting, referring to the fact that the context provides sufficient information. In practice, controllers may operate on the basis of imperfect models (e.g., using a learned relevance predictor instead of true relevances), even if the closed-loop logic proceeds according to observed feedback, and better models may be learned interactively by using this feedback. However, for clarity of exposition, we leave such a scenario to future work.

2.1 Linear Utilities and Constraints

We now define a specific class of models for describing the relationship between an arbitrary action a and the macro- and micro-level objectives for a given context x . For ease of exposition, we will refer to the micro-level objective $u(a|x)$ as “utility” and each macro-level $c_i(a|x)$ as “progress towards intervention i ”.

The utility depends on both the relevance of the items and their ranked positions. Under the full information assumption, the relevance of the items can be determined from context x_t . Denote by $\mathbf{r}_{t,j}$ the relevance of item j at time t . Further define a position-dependent weight \mathbf{u}_k for each position for $k \in [n]$ (e.g. Discounted Cumulative Gain [24] is $\mathbf{u}_k = \log_2(k+1)^{-1}$). Then an item j ranked in position k contributes $\mathbf{r}_{t,j}\mathbf{u}_k$ to the utility. Denoting by $\text{rank}(j|a_t)$ the position of item j under the ranking specified by a_t , the utility has a linear form:

$$u(a_t|x_t) = \sum_{j=1}^n \mathbf{r}_{t,j} \mathbf{u}_{\text{rank}(j|a_t)}.$$

Without loss of generality, we assume that \mathbf{u}_k is non-increasing in position k , meaning that the higher an item is ranked, the more its relevance contributes to the utility.

In the absence of macro-interventions, a utility-maximizing action sorts the items in order of their relevance scores: $a_t = \text{argsort } \mathbf{r}_t$. However, our ranking controllers also consider progress towards the macro-level interventions of the following linear form:

$$c_i(a_t|x_t) = \sum_{j=1}^n W_{t,ij} \mathbf{e}_{\text{rank}(j|a_t)} \quad i \in \{1, \dots, m\}.$$

Above, $W_{t,ij}$ determines the contribution of item j to intervention i (e.g. an indicator of group membership). As with relevance, we assume that the context x_t contains enough information to determine this quantity. Denoted by \mathbf{e}_k is another position-dependent

weight. It is not necessary to assume that it is equal to \mathbf{u}_k or even that it is also non-increasing in k .

From here forward, we denote the parameters of the utility and progress functions by vectors and matrices: $\mathbf{r}_t \in \mathbb{R}^n$, $\mathbf{u} \in \mathbb{R}^n$, $W_t \in \mathbb{R}^{m \times n}$, and $\mathbf{e} \in \mathbb{R}^n$. We assume that position weights \mathbf{u} and \mathbf{e} are known¹ and that the context provides full information about utility and interventions, so that $x_t = (\mathbf{r}_t, W_t)$.

For the ranking controllers that we develop, it is convenient to use permutation matrices for representing rankings. A permutation matrix has exactly one entry equal to 1 in each row and column, and 0 elsewhere. If $\Sigma \in \mathbb{R}^{n \times n}$ represents a ranking, then $\Sigma_{kj} = 1$ means that item j will be placed in position k . Using this notation, the utility and exposure quantities can be written in a compact matrix-vector notation, identifying a_t with the corresponding permutation matrix Σ_t :

$$u(a_t|x_t) = \mathbf{r}_t^\top \Sigma_t \mathbf{u}, \quad c(a_t|x_t) = W_t \Sigma_t \mathbf{e}. \quad (7)$$

Since searching in the discrete space of permutations can be computationally challenging, it is sometimes convenient to search over ranking distributions. This corresponds to considering policies represented by doubly stochastic matrices rather than permutation matrices. The set of doubly stochastic matrices is defined as

$$\Delta = \left\{ \Sigma \in \mathbb{R}_+^{n \times n} \mid \sum_{k=1}^n \Sigma_{kj} = 1 \text{ and } \sum_{j=1}^n \Sigma_{kj} = 1 \forall j, k \in \{1, \dots, n\} \right\}.$$

Given a doubly stochastic Σ , a ranking can be sampled via the Birkhoff-von Neumann decomposition [6].

3 CONTROLLERS FOR RANKING

We now introduce three controllers to address the macro/micro control problem. We begin with a baseline *myopic* controller that has high reduction in micro-level engagement. Next, we use the lens of online optimization to introduce a controller appropriate for *stationary* context distributions and draw the connection to a previously proposed P-controller for ranking under fairness constraints [35]. Finally, we develop a more sophisticated *predictive* controller that can anticipate and plan for non-stationarities in the context distribution.

3.1 Myopic Controller (MC)

Actions must be chosen at every time step t without knowledge of future contexts. As a result, the controller cannot exactly optimize (6). A simple idea to address this issue is to define an intermediate objective at each time t :

$$\sum_{t'=1}^t u(a_{t'}|x_{t'}) - \phi^\top \left(\frac{t}{T} \tau - \sum_{t'=1}^t c(a_{t'}|x_{t'}) \right)_+ \quad (8)$$

This intermediate objective scales the target τ linearly by $\frac{t}{T}$ and removes the effect of the future time steps. Note that this is not equivalent to the original objective due to the nonlinearity of the hinge loss. Effectively, this objective treats every timestep as if it were the final timestep (albeit scaling the target value). Since there are no future time steps to consider under this simplified objective,

¹It is trivial to extend our controllers to the case that position dependent weights vary with context, so long as the context provides full information on them.

maximizing the objective for selecting the current action a_t is well-defined. This leads to the following controller, which we call the Myopic Controller:

$$\Pi_{\text{MC}}(x_t, s_{t-1}, t) = \operatorname{argmax}_a u(a|x_t) - \phi^\top \left(\frac{t}{T} \tau - s_{t-1} - c(a|x_t) \right)_+.$$

This expression contains only the terms from the objective (8) which affect the argmax. Notice that the maximizing action depends on the past actions and contexts only through the state s_{t-1} . Algorithm 2 presents the linear program (LP) implementation.

Algorithm 2: Myopic Controller LP

Input: $x_t = (\mathbf{r}_t, W_t), s_{t-1}, t$

Parameters: $\tau \in \mathbb{R}^m, \phi \in \mathbb{R}^m$

$\Sigma_t = \operatorname{argmax}_{\Sigma \in \Delta} \mathbf{r}_t^\top \Sigma \mathbf{u} - \phi^\top \left(\frac{t}{T} \tau - s_{t-1} - W_t \Sigma \mathbf{e} \right)_+$

Return: $a_t \sim \Sigma_t$

3.2 Stationary Controller (SC)

To address the issue of unknown future contexts, we turn to ideas from online convex programming. Algorithms developed for this setting select optimization variables, in our case actions, at each time step based on streaming optimization parameters, in our case contexts [3]. As a first step, consider the following objective

$$\min_{0 \leq \lambda \leq \phi} \frac{1}{T} \sum_{t=1}^T u(a_t|x_t) - \lambda^\top \left(\frac{1}{T} \tau - \frac{1}{T} \sum_{t=1}^T c(a_t|x_t) \right), \quad (9)$$

where the inequality constraints on the Lagrange multiplier vector $\lambda \in \mathbb{R}^m$ are defined elementwise. Besides rescaling by $\frac{1}{T}$, this is equal to the original objective (6): minimizing over the multiplier λ constrained to $[0, \phi]$ is an exact reformulation of the constraints implicit in the hinge loss appearing in the macro-violation cost.

So far, the reformulation does not solve the problem of unknown future contexts, since minimizing over the multiplier λ requires summing over the entire horizon. However, if the value of λ were fixed, then the objective would be separable over timesteps, and maximizing with respect to the action a_t at time t would no longer depend on the future. The key insight from the online optimization literature is to alternate between maximizing the objective while holding λ fixed and updating λ to iteratively minimize the objective. Therefore, actions are chosen according to

$$a_t = \operatorname{argmax}_a u(a|x_t) - \lambda_{t-1}^\top \left(\frac{1}{T} \tau - c(a|x_t) \right). \quad (10)$$

As above, this expression contains only the terms which affect the argmax. It can be interpreted as approximating the average utility and macro-level progress over time as the utility or progress at each time step. This is well motivated for i.i.d. contexts [3], and we therefore call this the Stationary Controller.

It remains to specify the multiplier updates. In general, λ_t is defined based on λ_{t-1} and the the gradient of the objective with respect to the multiplier: $\frac{1}{T} \tau - c(a_t|x_t)$. In experiments, we use a variant of online gradient descent with adaptive step size. For the sake of exposition, we derive a closed-form expression for the

controller in the simpler case of gradient descent with fixed step size $\gamma > 0$ and initialization $\lambda_0 = 0$. In this case,

$$\lambda_t = \lambda_{t-1} + \gamma \left(\frac{1}{T} \tau - c(a_t|x_t) \right) = \gamma \left(\frac{t}{T} \tau - s_t \right). \quad (11)$$

The multiplier λ_t is determined by the tracking error between the linearly scaled target and the current state. Accounting for the bounds on λ , the closed loop control law can be written as

$$\Pi_{\text{SC}}(x_t, s_{t-1}, t) = \operatorname{argmax}_a u(a|x_t) + \gamma \left(\frac{t-1}{T} \tau - s_{t-1} \right)_{[0, \phi]}^\top c(a|x_t).$$

where $(z)_{[0, \phi]} = \max\{0, \min\{\phi, z\}\}$ is an elementwise clipping operation. This closed form expression illustrates that the Stationary Controller adapts the weight on macro-level interventions depending on how much progress it has made towards the goal. Algorithm 3 presents the linear program (LP) implementation.

Algorithm 3: Stationary Controller LP

Input: $x_t = (\mathbf{r}_t, W_t), s_{t-1}, t$

Parameters: $\tau \in \mathbb{R}^m, \phi \in \mathbb{R}^m, \gamma \in \mathbb{R}$,

$\Sigma_t = \operatorname{argmax}_{\Sigma \in \Delta} \mathbf{r}_t^\top \Sigma \mathbf{u} - (\lambda_{t-1}^\top)_{[0, \phi]} W_t \Sigma \mathbf{e}$

update λ_t from λ_{t-1} with γ and gradient $\frac{1}{T} \tau - W_t \Sigma_t \mathbf{e}$

Return: $a_t \sim \Sigma_t$

3.2.1 Proportional (P) control. We briefly outline the connection between the Stationary Controller and a (seemingly) heuristic method for boosting the position of certain items within a ranking. Proportional (or simply ‘‘P’’) control is a general control technique which applies a correction proportional to the size of a tracking error. In the context of ranking, P-control makes direct adjustments to relevance scores and was first proposed by Morik et al. [35] for achieving long-term fairness constraints.

To draw this connection, we write the control law $\Pi_{\text{SC}}(x_t, s_{t-1}, t)$ as a linear optimization problem and assume that $\mathbf{u} = \mathbf{e}$:

$$\begin{aligned} \operatorname{argmax}_{\Sigma \in \Delta} \left(\mathbf{r}_t^\top + \gamma \left(\frac{t-1}{T} \tau - s_{t-1} \right)_{[0, \phi]}^\top W_t \right) \Sigma \mathbf{u} \\ = \operatorname{argsort} \mathbf{r}_t + \gamma W_t^\top \left(\frac{t-1}{T} \tau - s_{t-1} \right)_{[0, \phi]} \end{aligned} \quad (12)$$

The equality holds because \mathbf{u} is non-increasing. Therefore, in this special case, the control law simply sorts items by adjusted relevance scores. The adjustments are proportional to the tracking error, where the transpose matrix W^\top can be understood as translating from macro-level goals to individual items. Therefore, items associated with lagging macro-level metrics will be boosted. The step size parameter γ can be interpreted as the ‘‘gain’’ of the P-controller, determining its sensitivity to tracking errors.

The P-controller is usually thought of as a heuristic, derived without reference to an overall objective. Its score adjustment does not usually take into account the macro-violation cost parameter ϕ and it cannot account for possible differences between \mathbf{u} and \mathbf{e} . Despite this cost-obliviousness, the derivation above shows that P-control arises as a special case of our Stationary Controller.

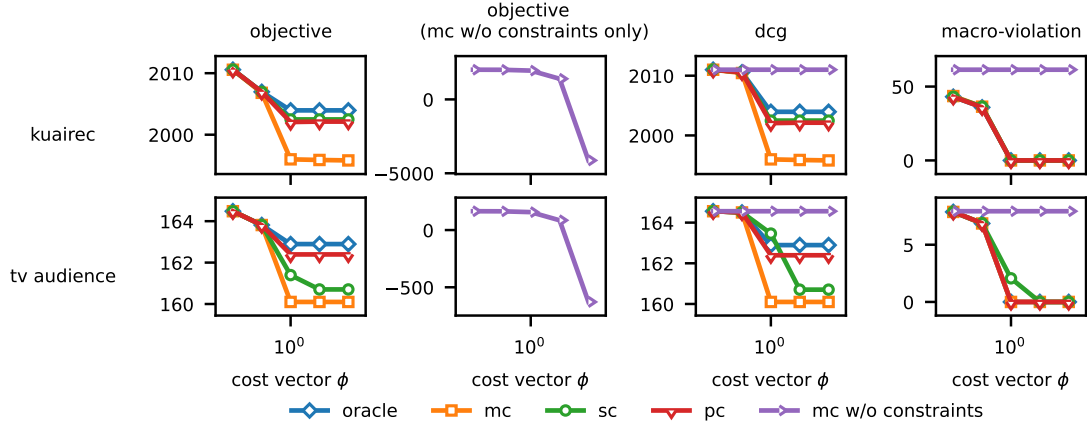


Figure 2: Experimental results comparing all controllers across two datasets KuaiRec and Tv Audience. The first column is the final objective (6) value, the middle column is the utility metric (DCG), and the final column is the macro-violation. The oracle has access to the test time contexts and directly optimizes the original objective (6). The MC w/o constraints is an unconstrained utility maximizing controller.

3.3 Predictive Controller (PC)

All controllers presented so far attempt to make progress towards macro-level goals at a constant rate over the horizon: at step t , the target is determined to be $\frac{t}{T}\tau$. This does not account for non-stationarity in the context distribution. For example, certain types of items may be relevant only on weekends or evenings. Attempting to progress on macro-level goals at a linear rate fails to take into account variable underlying demand.

We therefore derive a predictive controller which accounts for the entire time horizon. Denote future actions as $A_h = (a_{h+1}, \dots, a_T)$ and similarly for contexts X_h . The total progress can be written as

$$\sum_{t=1}^T c(a_t|x_t) = s_{h-1} + c(a_h|x_h) + C(A_h|X_h) \quad (13)$$

where $C(A_h|X_h)$ is the “progress-to-go” at h defined as the sum of $c(a_t|x_t)$ for t from $h+1$ to T . The first term in the above expression is the state: the accumulated progress so far. The middle term is the contribution at time h , and the final term is the cumulative progress to come. This expression explicitly separates the contribution of the past (known), present (current decision), and future (unknown).

The portion of the optimization objective (6) depending on the action a_t at time t can be written as

$$u(a_t|x_t) - \phi^\top (\tau - (s_{t-1} + c(a_t|x_t) + C(A_t|X_t)))_+ \quad (14)$$

Notice that because the utility is separable over time, the contributions of past and future utility do not impact the decision at time t . Due to the hinge loss, the macro-level goal is not separable over time. The progress-to-go $C(A_t|X_t)$ depends on the future contexts, which are unknown, and future actions, which are hard to choose without knowing the contexts. Instead, we propose using predicted values denoted by \widehat{C}_t . In the appendix, we present methods for forecasting the progress-to-go from historical data.

The following develops a multi-forecast predictive controller that can make use of such progress-to-go estimates. Given a bootstrap sample of B forecasts of the progress-to-go, the predictive

controller selects an action which maximizes the average objective over these B possible futures. The multi-forecast objective at time t is represented by the following optimization problem:

$$\max_a \frac{1}{B} \sum_{b=1}^B u(a|x_t) - \phi^\top (\tau - s_{t-1} - c(a|x_t) - \widehat{C}_t^b)_+ \quad (15)$$

Finally, we introduce multipliers for each forecast and use the same alternating online optimization approach as developed in the previous section for the Stationary Controller. Putting together all the pieces, the predictive controller $\Pi_{PC}(x_t, s_{t-1}, t)$ selects actions according to:

$$a_t = \operatorname{argmax}_a u(a|x_t) + \frac{1}{B} \sum_{b=1}^B (\lambda_{t-1}^b)_{[0, \phi]}^\top c(a|x_t), \quad (16)$$

and updates each multiplier by defining λ_t^b based on λ_{t-1}^b and the the gradient of the objective with respect to the multiplier: $\tau - s_{t-1} - c(a_t|x_t) - \widehat{C}_t^b$ for $b \in [B]$. For the simple case of online gradient descent, this update takes the form

$$\lambda_t^b = \lambda_{t-1}^b + \gamma (\tau - s_{t-1} - c(a_t|x_t) - \widehat{C}_t^b) \quad b = 1, \dots, B.$$

Similar to the Stationary Controller, actions are chosen according to a weighted objective of utility and progress towards the macro-level targets. However, while the reactive controller updates the multiplier to target a linear rate of progress, the predictive controller

Algorithm 4: Predictive Controller LP

Input: $x_t = (r_t, W_t), s_{t-1}, t$

Parameters: $\tau \in \mathbb{R}^m, \phi \in \mathbb{R}^m, \gamma \in \mathbb{R}, \{(\widehat{C}_t^b)_{t=1}^T\}_{b=1}^B$

$\Sigma_t = \operatorname{argmax}_{\Sigma \in \Delta} r_t^\top \Sigma \mathbf{u} + \frac{1}{B} \sum_{b=1}^B (\lambda_{t-1}^b)_{[0, \phi]}^\top W_t \Sigma \mathbf{e}$

update λ_t^b from λ_{t-1}^b with γ and gradient

$\tau - s_{t-1} - W_t \Sigma_t \mathbf{e} - \widehat{C}_t^b$ for $b = 1, \dots, B$

Return: $a_t \sim \Sigma_t$

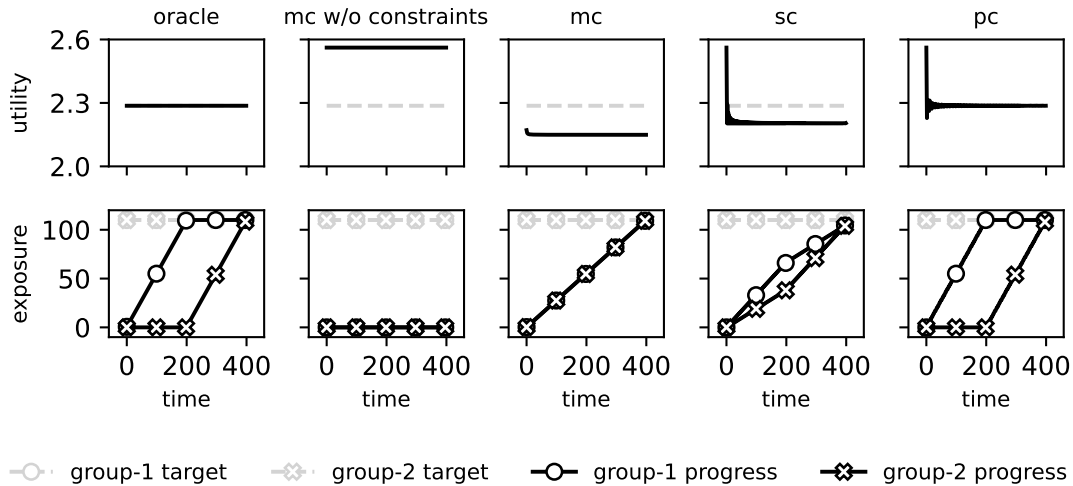


Figure 3: Comparison of all controllers on a synthetic dataset to showcase when the PC should be preferred. The o’s and x’s represent two groups of items. The top row is the average utility over time and the dashed grey line represents the highest achievable utility under the exposure constraint. The bottom row displays the exposure over time of both item groups. The grey x’s and o’s represent the target exposure for the groups.

updates the multiplier depending on potentially non-stationary forecasts of progress-to-go (e.g., expected higher demand on the weekend). Algorithm 4 presents the linear program (LP) implementation.

4 EXPERIMENTS

In this section, we describe the experimental setup and then define and address the primary research questions we would like to answer in our empirical evaluation.

4.1 Experimental Setup

4.1.1 Datasets. We consider three datasets for conducting experiments. The first dataset is KuaiRec [18] which is a fully observed dataset collected from the recommendation logs of the video-sharing mobile app Kuaishou. The KuaiRec dataset consists of 1,411 users, 3,327 items, 4,676,570 interactions, and has a density of 99.6%. We filter to include only items that every user has interacted with. This reduces the number of items from 3,327 to 2,062. We consider the task of ranking videos for sequentially arriving users. We define the relevance score to be the normalized watch ratio: how long a user watched a video normalized by the video duration, capped at 1. We define an exposure intervention on two groups containing one arbitrarily chosen videos each. For the groups, we set the exposure target to be 1.5 times the original unconstrained maximizing ranker exposure of the group respectively. We sample contexts by selecting users i.i.d. from our dataset.

The next dataset we consider is the linear television dataset Tv Audience [43]. This dataset contains temporal television watching behavior for 13k users: the watch duration of 217 channels over 19 weeks. The time resolution is hourly: the dataset contains 168 hour slots with each consecutive 24 hour slot representing one day. We consider the task of ranking channels over time. We define the relevance score at a given time as the cumulative watch duration

across a window of hour slots for a given user. We define an exposure intervention for two groups of channels: late-night channels and daytime channels. These groups were defined by aggregating across week days and inspecting the hourly watch duration. The late-night group contains 75 channels and the daytime group contains 25 channels. For both groups, we set the target to be 1.1 times the original unconstrained maximizing ranker exposure.

The final scenario we consider is fully-synthetic to illustrate situations where PC outperforms SC. We define exposure interventions on two disjoint groups of items. Items in the first group are most relevant during the first half of the time horizon, while items in the second group are more relevant during the second half. Unlike the previous three datasets, the context sequences are identical for training and evaluation. This demonstrates control challenges that arise independently of learning.

4.1.2 Metrics. For our experiments we use discounted cumulative gain (DCG) [24] as u for the utility metric and reciprocal rank (RR) $e_k = 1/k$ as our exposure metric. Furthermore, for the [SD: which?] dataset, we only consider DCG@15 instead of DCG across the entire set of items to be ranked.

4.1.3 Hyperparameters. SC and PC have parameters that must be tuned and estimated to achieve good performance. We tune and estimate these parameters on a partition of the dataset, which we further partition into a train and development split. For the PC we use the development set to mimic online contexts for estimating the progress-to-go as described in see Appendix B.2. We perform a grid search to select the best forecast parameter in terms of the overall objective (6). For SC, we combine the train and development set. We implement SC and PC using the Adam optimizer [27] to update the multiplier λ . We perform a grid search over Adam hyperparameters and pick the best in terms of the overall objective (6). In the experiments, we investigate controller performance for a

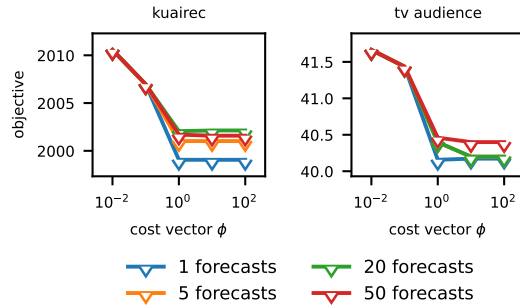


Figure 4: Comparison of different numbers of forecast samples used for computing the progress-to-go. The KuaiRec dataset on the left is non-temporal and the Tv Audience dataset on the right is temporal.

range of values of the macro-violation penalty. We select the best-performing hyperparameters separately for each one and repeat this process for all datasets.

4.2 Experimental Results

In this section we evaluate key properties of the controllers using the datasets discussed in the previous section. For all experiments, the x-axis represents the varying macro-violation vector (ranging from 1×10^{-2} to 1×10^2) and the y-axis shows the performance of controllers in terms of the utility (1), violation cost (5) or the overall objective (6). For comparison, we also include results for an oracle controller, which has access to the test time contexts and directly optimizes the overall objective, and an unconstrained controller (MC w/o constraints), which only optimizes utility without considering interventions.

4.2.1 Which controller achieves the highest overall objective?

Figure 2 compares all controllers on both KuaiRec, a non-temporal dataset, and Tv Audience, a temporal dataset. The performance of the oracle policy provides a skyline because it has (unrealistic) knowledge of all future contexts. We first note that for both datasets, all algorithms are largely equivalent when the macro-violation cost factor ϕ is small, since a small cost factor implies little influence on the objective compared to short-term utility maximization. As the importance of the long-term constraints increases with increasing macro-violation cost factor ϕ , the MC performs substantially worse than the other controllers, because its actions are chosen at every time step without consideration of how increasing violations in the current state interact with future contexts. The middle plots show, across both datasets, that under an increasing violation cost, all controllers eventually treat the macro-constraints as hard constraints and reduce their violation cost close to zero. However, both SC and PC perform substantially better than MC in terms of the overall objective. Comparing SC and PC on the KuaiRec dataset, we see that both perform about the same. This is to be expected, since there is no temporal pattern the PC could learn to exploit with its progress-to-go estimates. Instead, it can merely learn to predict the average exposure, which is precisely what the SC is optimizing. On the Tv Audience dataset, which has non-stationary

temporal patterns, we see that the PC can learn the pattern and perform better than all other controllers.

4.2.2 How sensitive is PC to the number B of forecast samples?

While the PC performs well on temporal datasets and matches the performance of SC on non-temporal datasets, it has the number of forecast samples B as an additional parameter that needs to be selected. Figure 4 shows the performance of PC depending on the choice of B for different cost vectors. When the number of forecasts is greater than 20, then PC performs well on both datasets, giving a reference point for selecting B . However, additional saving in computation time are possible for some datasets, since we find that on the Tv Audience dataset smaller values of B sometimes suffice to get good performance.

4.2.3 When is it advantageous to use a predictive controller?

From the experiments in Figure 2, we see that PC performs better than other controllers on Tv Audience dataset that has a temporal pattern. To further illustrate this point, Figure 3 is a salient example to show when the PC should be preferred over other controllers that are oblivious to any temporal patterns. In this synthetic example, all controllers are trained and evaluated on the same sequence of contexts. In the figure, each column represents the controller utility at the top and exposure at the bottom. There are eight items in total and one item in each group. We compute $nDCG@4$ and $RR@4$; which means only the top-4 items receive utility and exposure. When no macro-level exposure goals are enforced, as seen in the MC w/o constraints, the exposure for both groups is zero because they are not among the top-4 ranked items. As illustrated by the oracle controller, the first group is more relevant during the first half of the time horizon, while the second group is more relevant during the second half. The PC performs similarly to oracle controller because it can leverage this temporal pattern. The SC is better compared to MC due to tuning the gain parameters which allows for additional flexibility. However, both MC and SC follow a linear exposure target and are thus unable to boost the two groups separately.

5 CONCLUSION

We formalize and address the problem of how to design algorithms that convert macro-level goals into a sequence of individual rankings that have the least impact on micro-level metrics. The algorithms we introduce are analogous to how control is used in mechanical systems to provide layers of abstraction with clear semantics. By introducing three new controllers, we cover a range of application scenarios. Furthermore, we provide rigorous justification for proportional controllers for ranking. Of the three controllers we introduce, we find that controllers based on online optimization (i.e., SC and PC) outperform the more naive MC controller. Furthermore, we find that the predictive controller (PC) performs better than the stationary controller (SC) in non-stationary settings.

REFERENCES

- [1] M Mehdi Afsar, Trafford Crump, and Behrouz Far. 2022. Reinforcement learning based recommender systems: A survey. *Comput. Surveys* 55, 7 (2022), 1–38.
- [2] Deepak Agarwal, Souvik Ghosh, Kai Wei, and Siyu You. 2014. Budget Pacing for Targeted Online Advertisements at LinkedIn. In *Proceedings of the 20th ACM SIGKDD International Conference on Knowledge Discovery and Data Mining* (New York, New York, USA) (KDD '14). ACM, New York, NY, USA, 1613–1619. <https://doi.org/10.1145/2623330.2623366>

- [3] Shipra Agrawal and Nikhil R Devanur. 2014. Fast algorithms for online stochastic convex programming. In *Proceedings of the twenty-sixth annual ACM-SIAM symposium on Discrete algorithms*. SIAM, 1405–1424.
- [4] Marcin Andrychowicz, Anton Raichuk, Piotr Stańczyk, Manu Orsini, Sertan Girgin, Raphaël Marinier, Leonard Hussenot, Matthieu Geist, Olivier Pietquin, Marcin Michalski, et al. 2020. What matters for on-policy deep actor-critic methods? a large-scale study. In *International conference on learning representations*.
- [5] Karl Johan Astroem and Richard Murray. 2020. *Feedback Systems: An Introduction for Scientists and Engineers*. Princeton University Press.
- [6] Garrett Birkhoff. 1946. Tres observaciones sobre el algebra lineal. *Univ. Nav. Tucuman, Ser. A* 5 (1946), 147–154.
- [7] Francesco Borrelli, Alberto Bemporad, and Manfred Morari. 2017. *Predictive control for linear and hybrid systems*. Cambridge University Press.
- [8] Micah Carroll, Dylan Hadfield-Menell, Stuart Russell, and Anca Dragan. 2021. Estimating and Penalizing Preference Shift in Recommender Systems. In *Fifteenth ACM Conference on Recommender Systems*. 661–667.
- [9] L Elisa Celis, Sayash Kapoor, Farnood Salehi, and Nisheeth Vishnoi. 2019. Controlling polarization in personalization: An algorithmic framework. In *Proceedings of the conference on fairness, accountability, and transparency*. 160–169.
- [10] L Elisa Celis, Damian Straszak, and Nisheeth K Vishnoi. 2017. Ranking with Fairness Constraints. *arXiv preprint arXiv:1704.06840* (2017).
- [11] O. Celma. 2010. *Music Recommendation and Discovery in the Long Tail*. Springer.
- [12] Nick Craswell, Onno Zoeter, Michael Taylor, and Bill Ramsey. 2008. An Experimental Comparison of Click Position-bias Models. In *International Conference on Web Search and Data Mining (WSDM)*. ACM, 87–94.
- [13] Logan Engstrom, Andrew Ilyas, Shibani Santurkar, Dimitris Tsipras, Firdaus Janoos, Larry Rudolph, and Aleksander Madry. 2020. Implementation matters in deep policy gradients: A case study on ppo and trpo. *arXiv preprint arXiv:2005.12729* (2020).
- [14] Charles Evans and Atoosa Kasirzadeh. 2021. User Tampering in Reinforcement Learning Recommender Systems. *arXiv preprint arXiv:2109.04083* (2021).
- [15] Tom Everitt, Marcus Hutter, Ramana Kumar, and Victoria Krakovna. 2021. Reward tampering problems and solutions in reinforcement learning: A causal influence diagram perspective. *Synthese* 198, Suppl 27 (2021), 6435–6467.
- [16] Tom Everitt, Victoria Krakovna, Laurent Orseau, Marcus Hutter, and Shane Legg. 2017. Reinforcement learning with a corrupted reward channel. *arXiv preprint arXiv:1705.08417* (2017).
- [17] Miriam Fernández and Alejandro Bellogin. 2020. Recommender Systems and Misinformation: The Problem or the Solution?. In *RecSys 2020 Workshop on Online Misinformation- and Harm-Aware Recommender Systems (CEUR Workshop Proceedings, Vol. 2758)*, Antonela Tommasel, Daniela Godoy, and Arkaitz Zubiaiga (Eds.). CEUR-WS.org, 40–50. <http://ceur-ws.org/Vol-2758/OHARS-paper3.pdf>
- [18] Chongming Gao, Shijun Li, Wenqiang Lei, Jiawei Chen, Biao Li, Peng Jiang, Xiangnan He, Jiaxin Mao, and Tat-Seng Chua. 2022. KuaiRec: A Fully-observed Dataset and Insights for Evaluating Recommender Systems. In *Proceedings of the 31st ACM International Conference on Information and Knowledge Management (Atlanta, GA, USA) (CIKM '22)*. 11 pages. <https://doi.org/10.1145/3511808.3557220>
- [19] Yingqiang Ge, Shuchang Liu, Ruoyuan Gao, Yikun Xian, Yunqi Li, Xiangyu Zhao, Changhua Pei, Fei Sun, Junfeng Ge, Wenwu Ou, et al. 2021. Towards long-term fairness in recommendation. In *Proceedings of the 14th ACM International Conference on Web Search and Data Mining*. 445–453.
- [20] Thomas Krendl Gilbert, Nathan Lambert, Sarah Dean, Tom Zick, and Aaron Snoswell. 2022. Reward reports for reinforcement learning. *arXiv preprint arXiv:2204.10817* (2022).
- [21] Peter Henderson, Riashat Islam, Philip Bachman, Joelle Pineau, Doina Precup, and David Meger. 2018. Deep reinforcement learning that matters. In *Proceedings of the AAAI conference on artificial intelligence*, Vol. 32.
- [22] Henning Hohnhold, Deirdre O'Brien, and Diane Tang. 2015. Focusing on the Long-Term: It's Good for Users and Business. In *Proceedings of the ACM SIGKDD International Conference on Knowledge Discovery and Data Mining (Sydney, NSW, Australia) (KDD '15)*. ACM, New York, NY, USA, 1849–1858. <https://doi.org/10.1145/2783258.2788583>
- [23] Tamas Jambor, Jun Wang, and Neal Lathia. 2012. Using Control Theory for Stable and Efficient Recommender Systems. In *Proceedings of the 21st International Conference on World Wide Web (Lyon, France) (WWW '12)*. ACM, New York, NY, USA, 11–20. <https://doi.org/10.1145/2187836.2187839>
- [24] Kalervo Järvelin and Jaana Kekäläinen. 2002. Cumulated gain-based evaluation of IR techniques. *ACM Transactions on Information Systems (TOIS)* 20, 4 (2002), 422–446.
- [25] Nitin Jindal and Bing Liu. 2007. Analyzing and Detecting Review Spam. In *Seventh IEEE International Conference on Data Mining (ICDM 2007)*. 547–552. <https://doi.org/10.1109/ICDM.2007.68>
- [26] Niklas Karlsson and Jianlong Zhang. 2013. Applications of feedback control in online advertising. *2013 American Control Conference* (2013), 6008–6013.
- [27] Diederik P Kingma and Jimmy Ba. 2014. Adam: A method for stochastic optimization. *arXiv preprint arXiv:1412.6980* (2014).
- [28] David Krueger, Tegan Maharaj, and Jan Leike. 2020. Hidden Incentives for Auto-Induced Distributional Shift. *arXiv preprint arXiv:2009.09153* (2020).
- [29] Yuanguo Lin, Yong Liu, Fan Lin, Lixin Zou, Pengcheng Wu, Wenhua Zeng, Huanhuan Chen, and Chunyan Miao. 2023. A survey on reinforcement learning for recommender systems. *IEEE Transactions on Neural Networks and Learning Systems* (2023).
- [30] localify [n. d.]. Localify: Local Artist and Music Event Recommendation Application. <http://www.localify.org/>. <http://www.localify.org/>
- [31] Masoud Mansoury, Himan Abdollahpouri, Mykola Pechenizkiy, Bamshad Mobasher, and Robin Burke. 2020. Feedback Loop and Bias Amplification in Recommender Systems. In *Proceedings of the 29th ACM International Conference on Information and Knowledge Management (Virtual Event, Ireland) (CIKM '20)*. ACM, New York, NY, USA, 2145–2148. <https://doi.org/10.1145/3340531.3412152>
- [32] Rishabh Mehrotra, James McInerney, Hugues Bouchard, Mounia Lalmas, and Fernando Diaz. 2018. Towards a Fair Marketplace: Counterfactual Evaluation of the trade-off between Relevance, Fairness and Satisfaction in Recommendation Systems. In *ACM Conference on Information and Knowledge Management (CIKM)*.
- [33] Martin Mladenov, Elliot Creager, Omer Ben-Porat, Kevin Swersky, Richard Zemel, and Craig Boutilier. 2020. Optimizing long-term social welfare in recommender systems: A constrained matching approach. In *International Conference on Machine Learning*. PMLR, 6987–6998.
- [34] Jamie Morgenstern. 2021. Ensuring equity in online advertising for employment, housing, and credit. Medium, <https://jamiemmt-cs.medium.com/ensuring-equity-in-online-advertising-for-employment-housing-and-credit-82931668c420>.
- [35] Marco Morik, Ashudeep Singh, Jessica Hong, and Thorsten Joachims. 2020. Controlling fairness and bias in dynamic learning-to-rank. In *Proceedings of the 43rd International ACM SIGIR Conference on Research and Development in Information Retrieval*. 429–438.
- [36] Andrew Y Ng, Daishi Harada, and Stuart Russell. 1999. Policy invariance under reward transformations: Theory and application to reward shaping. In *icml*, Vol. 99. 278–287.
- [37] Andrew Y Ng, Stuart Russell, et al. 2000. Algorithms for inverse reinforcement learning-. In *icml*, Vol. 1. 2.
- [38] Alexander Pan, Kush Bhatia, and Jacob Steinhardt. 2022. The effects of reward misspecification: Mapping and mitigating misaligned models. *arXiv preprint arXiv:2201.03544* (2022).
- [39] Suresh Sethi and Gerald Thompson. 2022. *Optimal Control Theory: Applications to Management Science and Economics*. Springer. <https://doi.org/10.1007/0-387-29903-3>
- [40] Ashudeep Singh and Thorsten Joachims. 2018. Fairness of exposure in rankings. In *Proceedings of the 24th ACM SIGKDD International Conference on Knowledge Discovery & Data Mining*. 2219–2228.
- [41] A. Singh and T. Joachims. 2018. Fairness of Exposure in Rankings. In *ACM SIGKDD International Conference on Knowledge Discovery and Data Mining (KDD)*.
- [42] Joar Skalse, Nikolaus Howe, Dmitrii Krasheninnikov, and David Krueger. 2022. Defining and characterizing reward gaming. *Advances in Neural Information Processing Systems* 35 (2022), 9460–9471.
- [43] Roberto Turrin, Andrea Condorelli, Paolo Cremonesi, and Roberto Pagano. 2014. Time-based TV programs prediction. In *1st Workshop on Recommender Systems for Television and Online Video at ACM RecSys*, Vol. 14.
- [44] Southern District of New York United States District Court. 2022. Settlement on housing advertisements between Meta and HUD. <https://www.justice.gov/opa/press-release/file/1514031/download>
- [45] Nicolas Usunier, Virginie Do, and Elvis Dohmatob. 2022. Fast online ranking with fairness of exposure. In *Proceedings of the 2022 ACM Conference on Fairness, Accountability, and Transparency*. 2157–2167.
- [46] Di Wu, Xiujun Chen, Xun Yang, Hao Wang, Qing Tan, Xiaoxun Zhang, Jian Xu, and Kun Gai. 2018. Budget Constrained Bidding by Model-Free Reinforcement Learning in Display Advertising. In *International Conference on Information and Knowledge Management (CIKM)*. 1443–1451.
- [47] Jian Xu, Kuang-chih Lee, Wentong Li, Hang Qi, and Quan Lu. 2015. Smart Pacing for Effective Online Ad Campaign Optimization. In *Proceedings of the 21th ACM SIGKDD International Conference on Knowledge Discovery and Data Mining (Sydney, NSW, Australia) (KDD '15)*. ACM, New York, NY, USA, 2217–2226. <https://doi.org/10.1145/2783258.2788615>
- [48] Xun Yang, Yasong Li, Hao Wang, Di Wu, Qing Tan, Jian Xu, and Kun Gai. 2019. Bid Optimization by Multivariable Control in Display Advertising. In *Proceedings of the 25th ACM SIGKDD International Conference on Knowledge Discovery and Data Mining (Anchorage, AK, USA) (KDD '19)*. ACM, New York, NY, USA, 1966–1974. <https://doi.org/10.1145/3292500.3330681>
- [49] Eric Yang Yu, Zhizhen Qin, Min Kyung Lee, and Sicun Gao. 2022. Policy Optimization with Advantage Regularization for Long-Term Fairness in Decision Systems. *arXiv preprint arXiv:2210.12546* (2022).
- [50] A. Zarefzade, A. De, U. Upadhyay, H. Rabiee, and M. Gomez-Rodriguez. 2018. Steering Social Activity: A Stochastic Optimal Control Point of View. *Journal of Machine Learning Research* (2018).
- [51] Meike Zehlke, Francesco Bonchi, Carlos Castillo, Sara Hajian, Mohamed Megahed, and Ricardo Baeza-Yates. 2017. FA* IR: A Fair Top-k Ranking Algorithm.

- ACM Conference on Information and Knowledge Management (CIKM)* (2017).
- [52] Ruohan Zhan, Konstantina Christakopoulou, Ya Le, Jayden Ooi, Martin Mladenov, Alex Beutel, Craig Boutilier, Ed Chi, and Minmin Chen. 2021. Towards content provider aware recommender systems: A simulation study on the interplay between user and provider utilities. In *Proceedings of the Web Conference 2021*. 3872–3883.
 - [53] Dell Zhang and Jun Wang. 2021. Recommendation Fairness: From Static to Dynamic. *arXiv preprint arXiv:2109.03150* (2021).
 - [54] Haoqi Zhang, Junqi Jin, Zhenzhe Zheng, Fan Wu, Haiyang Xu, and Jian Xu. 2022. Control-based Bidding for Mobile Livestreaming Ads with Exposure Guarantee. In *International Conference on Information and Knowledge Management (CIKM)*. 2539–2548.
 - [55] Weinan Zhang, Yifei Rong, Jun Wang, Tianchi Zhu, and Xiaofan Wang. 2016. Feedback Control of Real-Time Display Advertising. In *Proceedings of the Ninth ACM International Conference on Web Search and Data Mining* (San Francisco, California, USA) (*WSDM '16*). ACM, New York, NY, USA, 407–416. <https://doi.org/10.1145/2835776.2835843>

A NOTATION SUMMARY

t	time
T	max time
n	number of items
$\mathbb{P} = (P_1, P_2, \dots, P_T)$	nonstationary context distribution
$x_t \sim P_t$	context
a_t	ranking at time t
$X_t := (x_{t+1}, \dots, x_T)$	future contexts at time t
$A_t := (a_{t+1}, \dots, a_T)$	future rankings at time t
<hr/>	
$u(a x) \in \mathbb{R}$	micro-metric
m	number of interventions
$\tau \in \mathbb{R}^m$	macro-target
$c(a x) \in \mathbb{R}^m$	macro-metric
$s_t = \sum_{t'=1}^t c(a_{t'} x_{t'})$	progress state
$\phi \in \mathbb{R}^m$	macro-violation cost vector
$C(A_t X_t) = \sum_{t'=t+1}^T c(a_{t'} x_{t'})$	progress-to-go at t
<hr/>	
$r_t \in \mathbb{R}^n$	relevance scores
$W_t \in \mathbb{R}^{m \times n}$	intervention-item association
$\mathbf{u}, \mathbf{e} \in \mathbb{R}^n$	micro and macro position weights
$\Sigma \in \Delta$	doubly stochastic ranking matrix

B CONTROLLER IMPLEMENTATION

The controllers developed in Section 4 depend on various parameters. All depend on the macro-level intervention targets τ and violation cost vector ϕ , which we assume are specified by designers. The Stationary Controller and Predictive Controller additionally depend on an optimization parameter γ which determines the multiplier updates. Due to the connection with P-control discussed above, we refer to this parameter as the *gain*. Additionally, the Predictive Controller depends on forecasts of the progress-to-go. We now discuss how to use offline data to determine these quantities.

B.1 Estimating the Progress-to-go

The Predictive Controller requires several forecasts of the progress-to-go. We estimate these forecasts using offline data. The offline data defines an empirical distribution of contexts over time. Suppose that the offline data contains N contexts which we will index by j . Then for offline bootstrap sample b and time step t we sample the context by its index j_{bt} . We do so in a stratified manner to preserve relevant temporal relationships in the data. Depending on the setting, this sampling procedure may treat hour of the day, day

of the week, etc, as similar. By sampling contexts by their indices for all t and b , we construct several sampled sequences of contexts from this time-dependent distribution: $\{(x_{j_{bt}})_{t=1}^T\}_{b=1}^{B_{\text{off}}}$.

However, the progress-to-go is not determined only by contexts—it also depends on the sequence of actions. We construct actions using an offline optimization over the entire horizon, using the exact objective (6) and the sampled sequences of contexts. Algorithm 5 presents the resulting LP. Notice that the ranking actions are not independent at each time step or in each bootstrap sample. Rather, the optimization problem find the best contextual policy that is stationary over time. This formulation has two advantages. First, it prevents the optimization problem from growing with horizon or with the number of bootstrap samples. Second, by constraining the actions to come from this reduced policy class, it prevents the offline optimization problem from over-exploiting its ability to see all contexts, in contrast to the partial information faced by the online controller in practice. This helps to ensure that the forecasted progress-to-go variables are not too ambitious.

Finally, resulting sequence of (approximately) optimal actions along with the sampled context sequence define the progress-to-go at each time step. A total of $B_{\text{on}} \leq B_{\text{off}}$ forecasts are created through this process.

Algorithm 5: Forecasting Exposure-to-go

Input: Dataset defining an empirical distribution $\widehat{\mathbb{P}}$

foreach $t = 1, \dots, T$, $b = 1, \dots, B_{\text{off}}$ **do**

\lfloor Sample context $x = (r, W) \sim \widehat{\mathbb{P}}$ at index j_{bt} .

$$\widehat{\Sigma} = \underset{(\Sigma_1, \dots, \Sigma_N) \in \Delta}{\text{argmax}} \frac{1}{B_{\text{off}}} \sum_{b=1}^{B_{\text{off}}} \left[\sum_{t=1}^T r_{j_{bt}}^\top \Sigma_{j_{bt}} \mathbf{u} - \phi^\top \left(\tau - \sum_{t=1}^T W_{j_{bt}} \Sigma_{j_{bt}} \mathbf{e} \right)_+ \right]$$

foreach $t = 1, \dots, T$ and $b = 1, \dots, B_{\text{on}}$ **do**

$\lfloor \widehat{C}_t^b = \sum_{t'=t+1}^T W_{j_{bt'}} \widehat{\Sigma}_{j_{bt'}} \mathbf{e}$

B.2 Tuning the Gain

Both the Stationary Controller and Predictive Controller depend on the gain parameter γ . To tune its value, we again use offline data to sample sequences of contexts. We sample contexts in a time-sensitive manner as described in the previous subsection. These samples are used to simulate closed-loop control and the resulting performance approximates the performance of a controller with given parameter γ . We then do a simple grid search on the parameter γ . Algorithm 6 describes this procedure.

B.3 Multiplier Update Algorithms

There are many possible ways to update the multiplier variables in implementing SC and PC. Perhaps the simplest in Online Gradient Descent (Algorithm 7). We initially experimented with Gradient Descent with Momentum, but ultimately we found the Adam optimizer [27] (Algorithm 8) to be most successful.

Algorithm 6: Tuning Loop

Input:
foreach $t = 1, \dots, T$ **do**
 | Sample context $x_t = (r_t, W_t) \sim \widehat{\mathbb{P}}$.
Initialize: $\gamma_{best}, L_{best} = -\infty, s_0 = 0$
for $\gamma \in \{10, 1, .1, .01, \text{etc.}\}$ **do**
 | **foreach** $t = 1, \dots, T$ **do**
 | play $a_t = \Pi_{\gamma}(x_t, s_{t-1}, t)$
 | $s_t = s_{t-1} + c(a_t|x_t)$
 | $L = \sum_{t=1}^T u(a_t|x_t) - \phi^T(\tau - s_T)_+$
 | **if** $L \geq L_{best}$ **then**
 | $L_{best} = L, \gamma_{best} = \gamma$
Return: γ_{best}

Algorithm 7: Online Gradient Descent Update

Input: λ_{t-1} , gradient g_t
Parameters: $\gamma \in \mathbb{R}$
Return: $\lambda_t = \lambda_{t-1} - \gamma g_t$

Algorithm 8: Adam Update

Input: λ_{t-1} , gradient g_t
Parameters: $\gamma \in \mathbb{R}, \beta \in \mathbb{R}, \epsilon \in \mathbb{R}, m_0 = 0, v_0 = 0$
Update:

$$m_t = \beta m_{t-1} + (1 - \beta)g_t \quad v_t = \beta v_{t-1} + (1 - \beta)g_t^2$$

$$\hat{m}_t = m_t / (1 - \beta^t) \quad \hat{v}_t = v_t / (1 - \beta^t)$$

Return: $\lambda_t = \lambda_{t-1} - \gamma \hat{m}_t / \sqrt{\hat{v}_t + \epsilon}$

Controller	Hyperparameter	Values
SC	Adam- β	0.5, 0.9, 0.98
	Adam- ϵ	1e-05, 1e-08
	Optimizer	Adam
	gain γ (learning rate)	1e-3, 1e-2, 1e-1, 1e0, 1e1, 1e2, 1e3
PC	Adam- β	0.5, 0.9, 0.98
	Adam- ϵ	1e-05, 1e-08
	Optimizer	Adam
	gain γ (learning rate)	1e-3, 1e-2, 1e-1, 1e0, 1e1, 1e2, 1e3
	# offline-forecast	20, 50
	# online-forecast	20, 50

Table 1: Hyperparameters used for experiments

C ADDITIONAL EXPERIMENTAL DETAILS

C.1 Hyperparameters

We provide a table the hyperparameters that we used for tuning each of the controllers in our experiments.

C.2 Additional Experiments

We conduct additional ablation experiments using the Last.fm dataset [11]. This dataset contains tuples of users, artists, and the amount of time that a user listened to a particular artist. We consider the task of ranking artists for sequentially arriving users. We define the relevance score for a user and artist to be the play time and consider a subset of artists. Of the total 292,385 artists and 358,868 users, we perform experiments using a subset of 1,373 users and 50 artists. We define an exposure intervention on a group containing two artists. The two artists are selected based on the listening behavior of two disjoint sets of users. Within each set of users, the top-15 artists are similar, but between the two sets, they are non-overlapping. The two artists are chosen to be the 15th most popular artist within each of the two user sets and the exposure target is set to ten times the original unconstrained maximizing ranker exposure. We use this structure to create a temporal pattern in the data: for the first half of the time steps, contexts are defined by users sampled from the first set of users. In the second half, they are sampled from the second set.

C.2.1 Does removing the temporal pattern affect performance? Figure 5 shows performance on the two versions of the Last.fm setting. For a fair comparison we keep the dataset and splits the same and only vary shuffling order. The non-temporal version of last.fm shuffles the contexts, which breaks the temporal pattern. We see that similar to the Figure 2, when the cost is small, all controllers trade off small violation to obtain a larger objective value. We see that PC performs worse when using the non-temporal dataset than the temporal dataset.

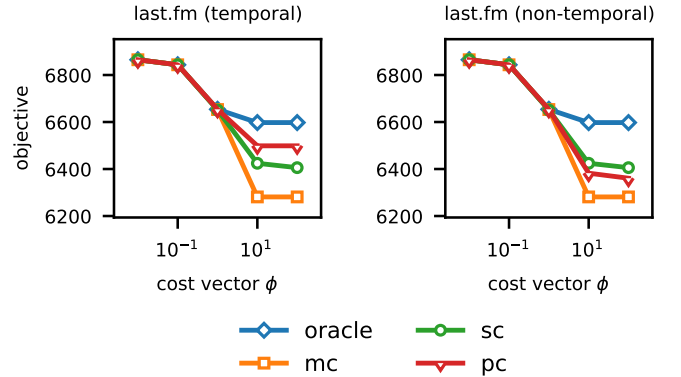


Figure 5: Comparison of two different versions of the last.fm dataset. The left plot enforces a temporal pattern during training, and the right plot shuffles the dataset and breaks the temporal pattern. Furthermore, the test time contexts have a temporal pattern, and the target exposure is kept the same across both plots.