
Learning Spatial Features from Audio-Visual Correspondence in Egocentric Videos

Sagnik Majumder^{1,2} Ziad Al-Halah³ Kristen Grauman^{1,2}
¹University of Texas at Austin ²FAIR ³University of Utah

Abstract

We propose a self-supervised method for learning representations based on spatial audio-visual correspondences in egocentric videos. In particular, our method leverages a masked auto-encoding framework to synthesize masked binaural audio through the synergy of audio and vision, thereby learning useful spatial relationships between the two modalities. We use our pretrained features to tackle two downstream video tasks requiring spatial understanding in social scenarios: active speaker detection and spatial audio denoising. We show through extensive experiments that our features are generic enough to improve over multiple state-of-the-art baselines on two public challenging egocentric video datasets, EgoCom and EasyCom. Project: http://vision.cs.utexas.edu/projects/ego_av_corr.

1 Introduction

Egocentric videos provide a first-person view of how we perceive and interact with our surroundings in our daily lives, and they are pushing a new frontier in multi-modal learning research [10, 68, 27, 35]. A key aspect of ego-video is that it can provide a rich stream of first-person spatial (multi-channel) audio alongside the visual frames, when the audio is captured with multiple microphones [55, 12]. The coupling of such visual and spatial audio provides strong spatial information about the sound sources (e.g., where the sound sources are, if they are in motion or not) in the context of the surrounding physical space (e.g., how big or small the room is, if there is a large wall nearby), as well as the camera wearer’s attention in the scene implicit in how they move their head.

Such spatial cues are especially important for social settings of multiple people talking to each other, where it is valuable to be able to focus on the voice(s) of interest from among various competing sounds and understand where people are directing their attention and speech activity, for better comprehension and communication. In this way, future AR applications in conversational settings could allow a hearing-impaired person to determine who is speaking in order to redirect their attention, or enhance the received audio to make it more intelligible for any listener.

We argue that this creates the need for human-centric spatially-grounded understanding of audio-visual events—to learn representations from video that capture audio-visual events *in the context of the persistent physical space of the environment and the human speakers in it*. Such representations are useful for answering questions like “who is speaking right now?” and “what would the voices sound like without the audio noise?”. Whereas the former requires inferring the source location for a voice in the scene, the latter requires understanding how the perceived audio is a function of the source locations, the listener, and the surrounding environment.

Despite being significant, the problem of human-centric spatially-grounded understanding of audio-visual events is underexplored. Current audio-visual representation learning models exclusively tackle exocentric (third-person) video [58, 56, 40, 2, 50, 26], which lacks the AR relevance and sidesteps challenges inherent to ego-video arising from the camera wearer’s head motion and relatively limited

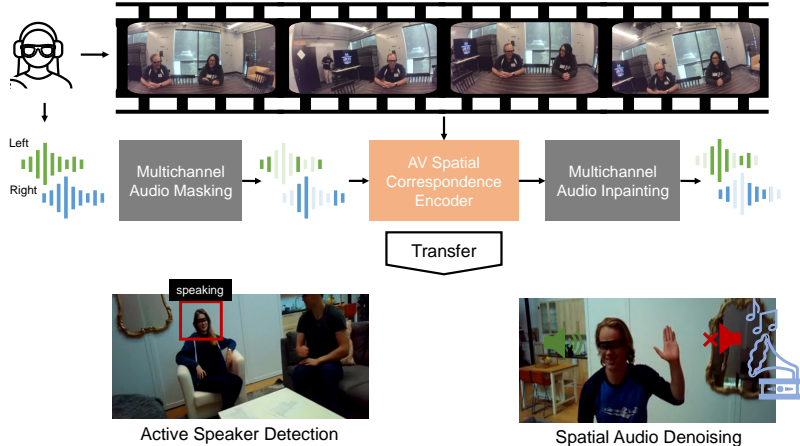


Figure 1: Given an egocentric video and binaural audio, we aim to learn spatial correspondences between vision and audio by solving the pretext task of inpainting segments of the binaural audio, such that the features can benefit downstream tasks like active speaker detection and audio denoising.

field of view. Limited prior work has explored self-supervised objectives using multi-channel audio and video [21, 77, 50, 19], but outside of the egocentric and social contexts.

We propose to learn audio-visual representations via spatial correspondence between an egocentric video and its multi-channel audio. In particular, we design a novel pretext task where the goal is to inpaint binaural (two-channel) audio using both video and audio. Given an egocentric video clip with binaural audio, we mask segments of it and train a model based on a new form of masked autoencoding (MAE) [16, 28, 16, 72, 34, 6] to predict the missing segments on the basis of the video and the unmasked segments in the audio. See Fig. 1 (top). Additionally, we introduce a spatial audio masking strategy that combines random masking of discrete audio segments in the two channels with masking a full channel. This, in essence, helps combine the benefits of two tasks: synthesis of novel binaural audio segments, and binauralization of a full monaural waveform. While the binauralization task is more challenging and enables learning stronger spatial correspondences between vision and audio, random masking of segments leads to better learning stability in cases where binauralization only using vision is intractable. Once trained, our model’s encoder provides a spatial audio-visual feature that can be used to address multiple downstream tasks using multiple backbones and egocentric video datasets.

Motivated by the AR applications discussed above, we validate our feature learning method on two downstream social egocentric tasks that require strong audio-visual spatial reasoning: **1) active speaker detection**: predicting which person in the field of view of an egocentric video is speaking, and **2) spatial audio denoising**: separating audio noise (any sounds from non-speakers) from the input audio. See Figure 1(bottom). We test the generality of our method by evaluating on two egocentric video datasets, EgoCom [55] and EasyCom [12]. On both, our method significantly outperforms multiple state-of-the-art task-specific and audio-visual spatial feature learning models.

2 Related Work

Audio-visual self-supervised pretraining Past work [54, 58, 4, 40, 56, 57, 2, 50] extensively studies the synergy of vision and audio for learning representations through self-supervision. They explore using both modalities to construct pretext tasks based on synthesis [58, 57], alignment [4, 40, 56, 2, 19], and masked auto-encoding (MAE)[26, 24, 33], with downstream tasks focused on audio-visual event classification and retrieval. However, none of these methods are designed to extract spatial cues from video and multi-channel audio, nor do they analyze the social egocentric setting. On the contrary, we tackle the challenging problem of self-supervised learning spatial audio-visual features from egocentric videos. Further, different from the existing MAE-style models [26, 24, 33], we propose a specialized masking strategy that better learns spatial audio-visual cues.

Audio-visual spatial correspondence learning Learning the *spatial* alignment between video and audio is important for self-supervision [77, 50, 75, 66], spatial audio generation [51, 21, 63, 7, 45], audio-visual embodied learning [8, 44, 46, 9] and 3D scene mapping [62, 47]. However, these methods are either restricted to exocentric settings [51, 77, 50, 21, 63, 66, 7], or else tackle egocentric settings [46, 45, 9, 47] in simulated 3D environments that lack realism and diversity, both in terms of the audio-visual content of the videos and the continuous camera motion due to the camera-wearer’s physical movements. On the contrary, we learn an audio-visual representation from real-world egocentric video. More closely related to our work are Telling Left from Right [77] and 2.5D Visual Sounds [21], both of which learn spatial audio-visual features for improving source separation and localization, albeit for exocentric data only. The former predicts whether the left and right binaural channels are swapped, which provides only coarse spatial information about the scene; the latter learns to “lift” the mono input to binaural audio, which can be underconstrained from the single-channel audio and video alone. We design a novel pretext task using audio-visual inpainting of multi-channel audio, which is both fine-grained (requiring to capture subtleties about the arrangement of speakers in the environment) and, through our novel masking strategy, exposes better multi-modal constraints for stable training. Our results show our model’s advantages over both prior methods [21, 77].

Active speaker detection Active speaker detection (ASD) entails predicting the active speaker(s) from among all detected faces in a video, and can be seen as a special case of generic 2D sound localization [31, 56, 76, 37, 49, 18]. While early ASD methods rely on lip movements and facial gestures [15], recent methods employ ensemble networks [3] or 3D CNNs [67, 71, 39], relation context modules [78], attention [3, 71], or graph neural networks [41, 48]. Multi-channel audio improves ASD in [37], but does so requiring privileged information of speaker pose for training. Unlike all these methods, our goal is to learn spatial audio-visual features purely from in-the-wild egocentric methods through self-supervision—features generic enough to benefit multiple ASD models, as we demonstrate for both TalkNet [71] and SPELL [48].

Spatial audio denoising Audio denoising, which requires separating a target sound from noise, has traditionally been studied with single-channel (non-spatial) audio, both in the audio-only setting [69, 70, 74, 32] and audio-visual settings [17, 61, 59, 1, 14, 56, 23, 22, 20]. Using spatial audio captured with multiple microphones [53, 79, 13] naturally makes the task simpler. Different from the above, we learn task-agnostic audio-visual spatial features. That is, our contribution is the feature learning idea (which benefits both denoising and ASD), rather than a novel denoising approach.

3 Learning spatial features from egocentric audio-visual correspondence

The spatial sound perceived in an egocentric setting is shaped by environment in which it is emitted and the sound source location relative to the camera-wearer. Based on this knowledge, we hypothesize that trying to solve the pretext task of audio-visual inpainting of binaural audio—synthesis of missing segments in a spatial audio clip by extracting information about the scene and the source location from the coupling of vision and audio—can lead to learning useful audio-visual spatial correspondences. To validate our hypothesis, we propose a novel feature-learning task for egocentric videos: learning spatial features from audio-visual correspondence through binaural audio inpainting.

Formally, we consider an egocentric video clip $C = (V, A)$, where V and A refer to the visual and binaural audio streams, respectively. The visual clip V comprises T frames, such that $V = \{V_1, \dots, V_T\}$. We generate a set of visual tokens \hat{V} by splitting V into P tubelets, such that $\hat{V} = \{\hat{V}_1, \dots, \hat{V}_P\}$, where \hat{V}_k denotes the k^{th} tubelet consisting of a contiguous sequence of non-overlapping 16×16 dimensional patches spanning all T frames. We represent the binaural audio A as Mel-spectrograms [34], such that $A = \{A^L, A^R\}$, where A^L and A^R are the spectrograms for the left and right channels, respectively. We create a set of audio tokens \hat{A} by splitting A into Q non-overlapping patches of size 2×16 , such that $\hat{A} = \{\hat{A}_1, \dots, \hat{A}_Q\}$. Next, we mask a portion of the audio tokens in \hat{A} and obtain complementary subsets of masked and unmasked tokens, \hat{A}^M and \hat{A}^U , respectively, where $\hat{A}^M = \{\hat{A}_1, \dots, \hat{A}_S\}$, $\hat{A}^U = \{\hat{A}_{S+1}, \dots, \hat{A}_Q\}$, and S is the number of masked tokens. Given $\{\hat{V}, \hat{A}^M, \hat{A}^U\}$, we aim to learn a self-supervised model \mathcal{F} comprising an encoder \mathcal{E} and decoder \mathcal{D} , such that $\mathcal{F} = \mathcal{D} \circ \mathcal{E}$ and $\mathcal{F}(\hat{V}, \hat{A}^U) = \tilde{A}^M$, where \tilde{A}^M is an estimate of the masked audio tokens in \hat{A}^M . By training on this pretext task, our encoder \mathcal{E} can learn rich

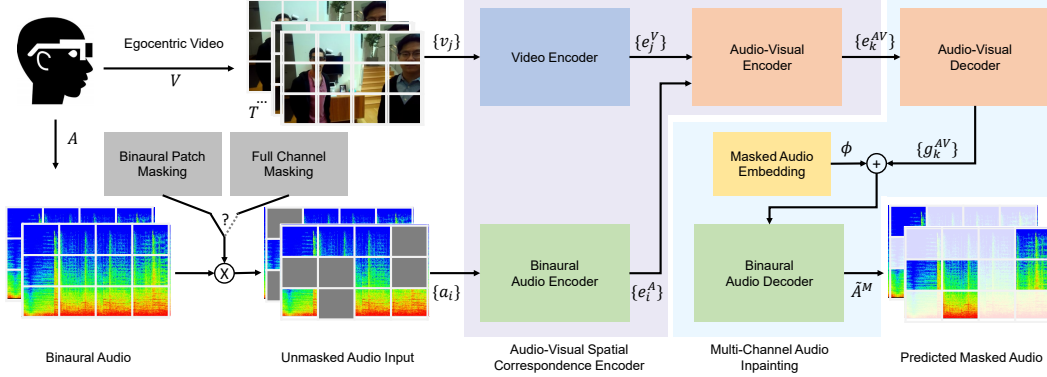


Figure 2: Our model learns the spatial correspondence between vision and binaural audio by inpainting masked tokens of the audio channels through the use of an audio-visual encoder-decoder model. We combine random token masking with complete audio channel masking for leveraging complementary spatial cues from two subtasks: audio binauralization, and synthesis of novel binaural segments.

audio-visual spatial correspondences that can be leveraged for multiple downstream tasks that require the synergy of vision and spatial audio, as we show in results.

4 Approach

To solve our pretext task of binaural audio inpainting in egocentric videos, we propose an approach based on the masked autoencoding framework [28], which has been shown to learn meaningful semantic features from audio-visual data [26, 33, 24]. Our model \mathcal{F} has 2 main components (see Fig. 2): 1) an audio-visual (AV) spatial correspondence encoder, \mathcal{E} , and 2) an audio-visual decoder for binaural audio inpainting, \mathcal{D} . The encoder \mathcal{E} (Sec. 4.1) learns an implicit representation of the spatial relationships between the visual and unmasked binaural audio tokens, while the decoder \mathcal{D} (Sec. 4.2) uses this implicit representation to synthesize the masked audio tokens. We also devise a simple yet novel masking protocol (Sec. 4.4) specifically for our inpainting task, which mixes masking random audio tokens with masking a full audio channel, and helps the model learn stronger audio-visual spatial associations, which facilitate multiple downstream tasks. We train \mathcal{F} with a training objective that aims to minimize the prediction error in the masked audio tokens. Next, we describe our model architecture, training objective, audio masking protocol, and downstream tasks.

4.1 Audio-visual spatial correspondence encoder

The audio-visual spatial correspondence encoder \mathcal{E} (Fig. 2 left) extracts features from the visual and unmasked audio tokens $\{\hat{V}, \hat{A}^U\}$. It begins by embedding the visual and audio tokens using separate transformer encoders [16] for individually capturing the spatio-temporal features in the two modalities. Next, it uses a shared transformer encoder [16] to jointly encode the audio and visual features, and produces a multi-modal representation suitable for binaural audio inpainting.

Audio and visual encoders. We first encode the visual tokens \hat{V} using a linear layer to generate visual features v , such that $v = \{v_1, \dots, v_P\}$. We encode the audio tokens \hat{A}^U with another linear layer to produce audio features a , such that $a = \{a_1, \dots, a_{Q-S}\}$, where S is the number of masked tokens out of a total of Q audio tokens (cf. Sec. 3). For each visual feature v_j , we add a sinusoidal positional embedding p_j^V [73] to it, where p_j^V captures cues about the 3D position of the j^{th} tubelet in the visual clip V . For an audio feature a_i , we add a sinusoidal positional embedding p_i^A and a learnable channel embedding $c \in \{c_L, c_R\}$ to it to convey information about the 2D location of the i^{th} unmasked audio token in the spectrogram and also the audio channel to which it belongs. Next, we feed the transformed visual and audio features to separate transformer encoders, \mathcal{E}^V and \mathcal{E}^A , respectively, and obtain visual features $e^V = \{e_1^V, \dots, e_P^V\}$ and audio features $e^A = \{e_1^A, \dots, e_{Q-S}^A\}$.

Shared audio-visual encoder. Given the visual features e^V and audio features e^A , we concatenate them into e^{AV} , such that $e^{AV} = \{e_1^V, \dots, e_P^V, e_1^A, \dots, e_{Q-S}^A\}$, and re-add the sinusoidal positional embeddings p^V and p^A to the features of the respective modalities in e^{AV} . Furthermore, we add the channel embeddings c to the audio features, and a learnable modality embeddings $m \in \{m_A, m_V\}$ to all features in e^{AV} to help the model distinguish between the visual and audio modalities. Next, a shared audio-visual transformer \mathcal{E}^{AV} encoder takes e^{AV} as input and outputs audio-visual features f^{AV} , which implicitly holds spatio-temporal information required for accurate inpainting of audio.

4.2 Audio-visual decoder for binaural audio inpainting

Our audio-visual decoder \mathcal{D} takes f^{AV} as input and attempts to synthesize the masked binaural audio tokens by leveraging spatio-temporal cues in f^{AV} . It first projects f^{AV} to a lower-dimensional feature set g^{AV} . It then appends a learnable embedding for the masked audio tokens to g^{AV} and passes it through a shared audio-visual transformer decoder [28]. Next, it feeds the audio feature outputs of the shared decoder to another transformer decoder and uses its outputs to predict an estimate of the masked binaural audio tokens. The decoders are light-weight compared to the encoders, ensuring that the encoders are primarily responsible for driving the inpainting task and producing good audio-visual features for strong downstream performance. We next describe each component of \mathcal{D} in detail.

Shared audio-visual decoder. We first create a lower-dimensional projection g^{AV} of the audio-visual encodings f^{AV} by passing it through a linear layer, and append a learnable embedding ϕ corresponding to each of the S masked audio tokens to g^{AV} . Next, we add the positional embeddings p^V and p^A , the audio channel embeddings c , and the modality embeddings m to g^{AV} , and feed it to a shallow transformer decoder \mathcal{D}^{AV} that outputs an audio-visual feature set h^{AV} . We then take the audio features h^A from h^{AV} and pass them to the audio decoder for further processing.

Audio decoder. The audio decoder \mathcal{D}^A re-adds the positional embeddings p^A and channel embeddings c to h^A , and feeds it to a transformer decoder, which outputs audio features d^A .

Prediction of masked audio tokens. Finally, we take the subset d_M^A of all audio features d^A , which correspond to the masked audio tokens \hat{A}^M , upsample them by passing through a linear layer, and reshape them to obtain an estimate \tilde{A}^M of the masked tokens \hat{A}^M , such that $\tilde{A}^M = \{\tilde{a}_1, \dots, \tilde{a}_S\}$.

4.3 Model training

We train our model to minimize the error in prediction of the masked audio tokens. In particular, we compute the mean-squared error \mathcal{L} averaged over all masked audio tokens, such that

$$\mathcal{L} = \frac{1}{S} \sum_{i=1 \dots S} \|\tilde{a}_i - \hat{a}_i\|_2^2. \quad (1)$$

4.4 Audio masking for inpainting

We design an audio masking protocol that is customized to help our model better extract spatial audio-visual cues during self-supervised pretraining. In particular, we mix the strategy of randomly masking a full audio channel with that of randomly masking audio tokens in the ratio $r\% : (100 - r\%)$ during training, where r represents the relative frequency with which we randomly drop an audio channel. On the one hand, token masking could lead to tokens from the same location in the two audio channels being present among the unmasked tokens, thereby providing additional spatial cues to the model and resulting in a simpler optimization objective for the inpainting task. On the other hand, channel masking forces the model to solve a more challenging binauralization task solely on the basis of vision, which could help it learn even stronger spatial features. Towards achieving high performance on the downstream tasks, we aim to strike a fine balance between these two strategies. In our setup, we choose in favor of a particular strategy at the level of a training batch, and set the value of r using validation on the downstream tasks. When finetuning on downstream tasks, we randomly mask a channel.

4.5 Downstream tasks requiring spatial audio-visual understanding

We explore two downstream tasks with our pretrained features: active speaker detection and spatial audio denoising. Active speaker detection (ASD) involves matching an audio clip with an appropriate face track from the corresponding video clip. While current state-of-the-art methods [71, 48] rely on semantic similarities between monaural audio and vision to solve this task, leveraging spatial audio can additionally reveal the sound source location in the video. As we will see, however, our learned representation improves this task even compared to simpler ways to use the binaural input. In spatial audio denoising, also studied with spatial audio-visual pretraining in [21, 77], the goal is to separate the target audio from distractors. In particular, we aim to remove the audio from sources extraneous to the conversation (off-video sounds from other parts of the scene).

5 Experiments

Datasets. We evaluate our model on two challenging egocentric video datasets that contain binaural audio: **1)** EgoCom [55], and **2)** EasyCom [12], detailed in Supp. While both datasets contain egocentric videos captured by people having conversations, EgoCom is more unconstrained than EasyCom. Whereas EasyCom primarily shows participants sitting around a table and talking, EgoCom has videos of participants moving around a room, turning their face and body, standing up, etc. These datasets test the robustness of our method in diverse scenarios of varying difficulty.

Model architecture and training The uni-modal encoders, \mathcal{E}^A and \mathcal{E}^V , have 8 layers, while the audio-visual encoder \mathcal{E}^{AV} has 6 layers. All encoders have 12 attention heads and use 768-dimensional hidden embeddings. The audio-visual decoder \mathcal{D}^{AV} and audio-only decoder \mathcal{D}^A have 1 and 3 layers, respectively. Both decoders have 6 attention heads and use 384-dimensional hidden embeddings. To pretrain our model, we set the relative frequency of dropping an audio channel in our masking protocol for training to $r = 20\%$. We train our model for 200 epochs using the AdamW [43] optimizer with a weight decay of 10^{-5} , and a learning rate scheduler that reaches a peak learning rate of 2×10^{-4} over 10 warmup epochs, and then decays it through half-cycle cosine annealing [42]. For data augmentation, we perform random flipping of video clips and audio channels along their width. During ASD training, we finetune the pretrained features with a lower learning rate than the rest of the model. See Supp. for further details on datasets, architecture, and training.

5.1 Active speaker detection

First we evaluate our model on active speaker detection (ASD).

Backbone models. We consider two state-of-the-art ASD models as the backbones for leveraging our pretrained representations: **1)** TalkNet [71], and **2)** SPELL [48]. TalkNet is an attention-based model that first encodes the face track and the audio clip using temporal encoders into feature sequences of the same length as the input clip. Next, it performs self- and cross-attention on the feature sequences to capture intra- and inter-modal semantic and temporal patterns. Finally, it fuses the two feature streams frame by frame, and uses a binary classifier to predict if the face in the track is active or not. SPELL first extracts audio-visual features for each face in a clip using a two-stream ResNet [3] encoder. It then treats these features as nodes in a graph and uses a graph neural network to learn both long- and short-term bidirectional semantic relationships. Finally, it does binary classification of every graph node to predict if its associated face is active or not

Pretrained feature fusion. To fuse our pretrained features with the ASD backbones, we first use a single-layer transformer decoder [16]. The decoder takes the feature outputs of our shared transformer encoder \mathcal{E}^{AV} as the keys and values, a sinusoidal embedding sequence as queries, where each embedding denotes an index of a frame in the clip, and outputs an audio-visual feature sequence of the same length as the clip. Each output feature acts as a spatially aggregated representation of the features for the individual tokens from the corresponding frame, and implicitly holds rich information about the audio source location in the scene. Finally, we append these features to the cross-attention outputs in TalkNet, or the two-stream audio-visual encoder outputs in SPELL, on a per-frame basis. In essence, while the original audio-visual encoders leverage semantic correlations between vision and audio, our features can provide strong complementary spatial cues for better performance.

Table 1: Mean average precision (%) for active speaker detection with TalkNet [71] and SPELL [48] backbones. Higher is better.

Model	TalkNet [71]				SPELL [48]			
	EgoCom		EasyCom		EgoCom		EasyCom	
	Val	Test	Val	Test	Val	Test	Val	Test
<i>No pretraining</i>								
All-active	34.1	32.9	28.3	30.1	34.1	32.9	28.3	30.1
All-inactive	34.1	32.9	28.3	30.1	34.1	32.9	28.3	30.1
Random	33.5	30.8	27.8	28.0	33.5	30.8	27.8	28.0
Backbone w/o audio	50.3	41.5	44.4	50.1	63.0	60.4	62.1	63.2
Backbone	60.2	52.8	45.6	45.7	66.0	60.9	67.8	59.0
Backbone-binaural	64.1	60.0	45.7	59.6	65.9	63.1	65.0	60.3
Backbone-binaural w/ scene video	65.2	60.8	55.0	66.9	64.3	61.2	61.4	61.4
<i>Alternate pretraining methods</i>								
Backbone w/ TLR [77] features	54.7	47.9	56.0	59.3	66.3	61.3	67.7	61.7
Backbone w/ 2.5D-VS [21] features	59.5	57.7	57.2	63.7	65.9	61.2	68.8	59.7
Ours	68.7	63.9	60.5	71.8	68.4	65.6	68.9	70.2
Ours w/o pretraining	65.3	62.7	58.4	62.9	—	—	—	—

Baselines. For both TalkNet and SPELL, we compare against multiple baselines comprising both the unmodified backbone and improved versions of it, in addition to some naive methods:

- **All-active:** a naive model that predicts that all visible speaker are always active
- **All-inactive:** a naive model that predicts that all visible faces are always inactive
- **Random:** a naive model that emits a random ASD confidence score for every visible speaker
- **Backbone w/o audio:** a vision-only version of the backbone with no audio input
- **Backbone:** the originally-proposed backbone that processes only faces and monaural audio
- **Backbone-binaural:** an improvement over the backbone, where we use binaural audio instead of monaural, alongside positional encodings for the faces, indicative of their relative position and depth, for better matching the face to the audio
- **Backbone-binaural w/ scene video:** a further improvement over the backbone, where we additionally provide the scene images (uncropped video frames) to the backbone-binaural model
- **Backbone w/ TLR [77] features:** we fuse the SOTA Telling Left from Right (TLR) [77], which learns audio-visual spatial correspondences by predicting the spatial alignment between vision and binaural audio.
- **Backbone w/ 2.5D-VS [21] features:** we fuse features from the SOTA audio-visual binauralization model, 2.5D Visual Sounds (2.5D-VS) [21].

For both TLR [77] and 2.5D-VS [21], we use a feature fusion method like ours to fuse their pretrained features with the backbone. We use the standard **mean average precision** (mAP) metric.

Results. Table 1 (top) reports our ASD results on both val and test splits. The three naive baselines achieve very low ASD performance on both EgoCom [55] and EasyCom [12], emphasizing the difficulty of the task. For both TalkNet [71] and SPELL [48], the unchanged backbone model generally performs better than the model without audio, showing that both vision and audio are required. Upgrading from monaural to binaural audio further boosts performance, as the model can now leverage both spatial and semantic information. Additionally using scene features lets the backbone explicitly match the scene area around the inferred source location with the face, and further improves ASD, especially for EgoCom, where the background scene changes more often. TLR [77] and 2.5D-VS [18] improve the original models on EasyCom, but fare worse on the more challenging EgoCom, demonstrating the limitations of their pretrained features. Furthermore, 2.5D-VS outperforms TLR, emphasizing that fine-grained spatial correspondences are necessary.

Our model substantially outperforms all baselines for both models (TalkNet and SPELL) on both datasets. This shows that our method helps learn stronger spatial features for ASD, which are both backbone- and dataset-agnostic. Besides, our improvement over the baselines using alternate pretrained features, ndicates that merely predicting spatial alignment (TLR) or doing audio-visual binauralization (2.5D-VS) isn't enough for ASD, especially on the more challenging EgoCom dataset.

Table 2: Audio denoising with U-Net [77] backbone for various noise levels.

Model	0 dB		2.5 dB		5 dB	
	SI-SDRi \uparrow	STFT \downarrow	SI-SDRi \uparrow	STFT \downarrow	SI-SDRi \uparrow	STFT \downarrow
<i>No pretraining</i>						
U-Net w/o vision	1.61	7.36	1.91	5.32	2.02	3.04
U-Net	1.46	7.27	2.04	4.72	2.05	2.85
U-Net w/ ImageNet features	1.48	6.95	2.04	4.66	2.24	2.74
<i>Alternate pretraining methods</i>						
U-Net w/ TLR [77] features	1.41	7.79	1.70	5.40	2.00	2.77
U-Net w/ 2.5D-VS [21] features	1.67	7.34	1.81	4.81	2.22	2.62
Ours	2.20	6.51	2.72	4.22	2.46	2.70
Ours w/o pretraining	1.90	7.25	2.30	4.54	2.15	2.83

Model analysis. Table 1 (bottom) shows an ablation of our pretraining method. Upon training for ASD from scratch, we see sharp drop in performance¹, showing that our advantage is not solely due to our model design, but also our self-supervised pretraining stage.

5.2 Spatial audio denoising

Next we evaluate spatial audio denoising. To instantiate this task, we add the binaural audio of a target clip with the downsampled binaural audio from another randomly chosen clip, where the downscaling factor is depends on the desired noise level, and attempt to extract the target from the mixture. We evaluate three noise levels, expressed using the signal-to-noise (SNR) ratio: **1)** 0 dB, **2)** 2.5 dB, and **3)** 5 dB. The different noise levels test our model’s robustness to varying levels of task difficulty—the lower the SNR value, the higher the noise, and consequently, the higher the difficulty. For this task, we evaluate on EgoCom only. We find that for EasyCom mixing audio from a different clip as noise usually leads to spatially overlapping sound sources since the dataset is recorded in a fixed setting (people sitting around a table), this renders the denoising task on EasyCom intractable for all models.

Backbone model. We adopt the commonly used U-Net [64] model for audio-visual source separation [77, 21] as the backbone, which produces a binaural ratio mask for the target audio (see Supp. for details). We multiply the predicted ratio mask with the mixed magnitude spectrogram to get the predicted magnitude spectrogram, then convert it to a waveform using inverse short-time Fourier transform with the mixed audio phase.

Pretrained feature fusion. To use our features for denoising, we reshape the visual features f^V and unmasked audio features f^A , produced by our audio-visual encoder \mathcal{E}^{AV} , to form multi-channel 2D maps, where the features align with their corresponding tokens vis-vis the raster order. Next, we pass the feature maps to separate convolutional layers, concatenate the outputs channel-wise, and use them to replace the visual features at the U-Net [77] bottleneck. Our fusion strategy helps the U-Net leverage fine-grained spatial cues at the level of audio patches and video tubelets.

Baselines. We compare against the following baselines and existing methods:

- **U-Net w/o vision:** an audio-only blind denoising model
- **U-Net:** the original backbone without any alterations
- **U-Net w/ ImageNet features:** pretrains the visual encoder on ImageNet [11]
- **U-Net w/ TLR [77] features:** fuses the features from TLR [77] with the feature outputs of the audio encoder through channel-wise concatenation.
- **U-Net w/ 2.5D-VS [21] features:** fuses the pretrained features from 2.5D-VS [21] similarly.

Evaluation metric. For evaluating our denoising quality, we use standard metrics: **1) STFT** distance, a spectrogram-level measure of the denoising error, expressed using base 10^{-3} and **2) SI-SDRi:** the improvement in SI-SDR [65], a scale-invariant estimate of the level distortion in the audio, over using the mixed audio as the prediction.

¹SPELL requires storing pretrained features in the graph nodes, therefore not allowing training from scratch



Figure 3: Heat maps showing the image areas our model AV encoder attends to, placed alongside the images. The brighter the yellow, the higher the attention score. We see that our model attends to image regions (e.g., faces of speakers, large objects, etc.) that strongly determine the spatial properties of the audio.

Results. Table 2 (top) shows spatial audio denoising results on the more challenging EgoCom dataset. The unmodified U-Net backbone performs better than the version that lacks vision, establishing that similar to ASD, vision is crucial for better denoising. Using pretrained features of TLR [77] or 2.5D-VS [21] further improves the performance, showing that learning spatial audio-visual features aids denoising.

Our method outperforms all baselines ($p \leq 0.05$) across both metrics for all noise levels. While the improvement over the baselines that do not use self-supervised pretraining emphasizes the utility of learning spatial audio-visual relationships through self-supervision, the performance boost over TLR and 2.5D-VS underlines the strengths of our self-supervised method design—which are consistently realized for both ASD and denoising. Further, our improvement margins over the baselines are larger for higher noise levels (0 and 2.5 dB), indicating our features play a bigger role in the more difficult denoising settings.

Model analysis. In Table 2 (bottom), we ablate our pretraining method. Similar to ASD, training our model from scratch on the denoising task leads to a decline in the performance. This disentangles the impact of our pretext task design from the model architecture and shows that our pretraining stage helps the backbone with learning better audio-visual features, leading to superior denoising quality.

5.3 Qualitative analysis.

In Fig. 3, we analyze the visual attention maps of our shared audio-visual encoder \mathcal{E}^{AV} . Observe that the regions of high attention are usually centered around the active speakers (see center-left and center-right) and other sound sources (e.g., a loudspeaker for generating background noise in the examples at the center and top-left), or around objects that determine how the sound spatializes in the scene (e.g., large tables, cupboards). Interestingly, our model also attends to multiple people if they are speaking at the same time (see top-left), thereby facilitating the detection of multiple active speakers.

6 Conclusion

We introduced a novel self-supervised approach for learning audio-visual representations in egocentric videos via spatial correspondence between the video and its binaural audio. The spatial representations are learned via binaural audio inpainting, which involves masking segments or full channels of the binaural audio and predicting the masked parts on the basis of the video and unmasked audio context. Through extensive evaluation, we show that our learned features are strong and generic enough to improve over multiple backbone methods and for multiple downstream tasks, including active speaker detection and source separation. In future work, we plan to explore alternate pretraining strategies involving spatial audio synthesis and leverage more large-scale conversational video datasets for learning stronger features.

References

- [1] Triantafyllos Afouras, Joon Son Chung, and Andrew Zisserman. The conversation: Deep audio-visual speech enhancement. *arXiv preprint arXiv:1804.04121*, 2018.
- [2] Triantafyllos Afouras, Andrew Owens, Joon Son Chung, and Andrew Zisserman. Self-supervised learning of audio-visual objects from video. In *Computer Vision—ECCV 2020: 16th European Conference, Glasgow, UK, August 23–28, 2020, Proceedings, Part XVIII 16*, pages 208–224. Springer, 2020.
- [3] Juan Leon Alcazar, Fabian Caba Heilbron, Long Mai, Federico Perazzi, Joon-Young Lee, Pablo Arbeláez, and Bernard Ghanem. Active speakers in context. *2020 IEEE/CVF Conference on Computer Vision and Pattern Recognition (CVPR)*, pages 12462–12471, 2020.
- [4] Relja Arandjelović and Andrew Zisserman. Look, listen and learn. *2017 IEEE International Conference on Computer Vision (ICCV)*, pages 609–617, 2017.
- [5] Jimmy Lei Ba, Jamie Ryan Kiros, and Geoffrey E Hinton. Layer normalization. *arXiv preprint arXiv:1607.06450*, 2016.
- [6] Alan Baade, Puyuan Peng, and David F. Harwath. Mae-ast: Masked autoencoding audio spectrogram transformer. In *Interspeech, 2022*.
- [7] Changan Chen, Ruohan Gao, Paul Calamia, and Kristen Grauman. Visual acoustic matching. In *Proceedings of the IEEE/CVF Conference on Computer Vision and Pattern Recognition*, pages 18858–18868, 2022.
- [8] Changan Chen, Unnat Jain, Carl Schissler, Sebastia Vicenc Amengual Gari, Ziad Al-Halah, Vamsi Krishna Ithapu, Philip Robinson, and Kristen Grauman. Soundspaces: Audio-visual navigation in 3d environments. In *Computer Vision—ECCV 2020: 16th European Conference, Glasgow, UK, August 23–28, 2020, Proceedings, Part VI 16*, pages 17–36. Springer, 2020.
- [9] Changan Chen, Carl Schissler, Sanchit Garg, Philip Kobernik, Alexander Clegg, Paul Calamia, Dhruv Batra, Philip Robinson, and Kristen Grauman. Soundspaces 2.0: A simulation platform for visual-acoustic learning. *Advances in Neural Information Processing Systems*, 35:8896–8911, 2022.
- [10] Dima Damen, Hazel Doughty, Giovanni Maria Farinella, Antonino Furnari, Jian Ma, Evangelos Kazakos, Davide Moltisanti, Jonathan Munro, Toby Perrett, Will Price, and Michael Wray. Rescaling egocentric vision: Collection, pipeline and challenges for epic-kitchens-100. *International Journal of Computer Vision (IJCV)*, 130:33–55, 2022.
- [11] Jia Deng, Wei Dong, Richard Socher, Li-Jia Li, Kai Li, and Li Fei-Fei. Imagenet: A large-scale hierarchical image database. In *2009 IEEE Conference on Computer Vision and Pattern Recognition*, pages 248–255, 2009.
- [12] Jacob Donley, Vladimir Tourbabin, Jung-Suk Lee, Mark Broyles, Hao Jiang, Jie Shen, Maja Pantic, Vamsi Krishna Ithapu, and Ravish Mehra. Easycom: An augmented reality dataset to support algorithms for easy communication in noisy environments. 2021.
- [13] Ngoc QK Duong, Emmanuel Vincent, and Rémi Gribonval. Under-determined reverberant audio source separation using a full-rank spatial covariance model. *IEEE Transactions on Audio, Speech, and Language Processing*, 18(7):1830–1840, 2010.
- [14] Ariel Ephrat, Inbar Mosseri, Oran Lang, Tali Dekel, Kevin Wilson, Avinatan Hassidim, William T Freeman, and Michael Rubinstein. Looking to listen at the cocktail party: A speaker-independent audio-visual model for speech separation. *arXiv preprint arXiv:1804.03619*, 2018.
- [15] Mark Everingham, Josef Sivic, and Andrew Zisserman. Hello! my name is... buffy” – automatic naming of characters in tv video. In *British Machine Vision Conference*, 2006.
- [16] Christoph Feichtenhofer, Yanghao Li, Kaiming He, et al. Masked autoencoders as spatiotemporal learners. *Advances in neural information processing systems*, 35:35946–35958, 2022.
- [17] John W Fisher III, Trevor Darrell, William Freeman, and Paul Viola. Learning joint statistical models for audio-visual fusion and segregation. In T. Leen, T. Dietterich, and V. Tresp, editors, *Advances in Neural Information Processing Systems*, volume 13. MIT Press, 2000.
- [18] Chuang Gan, Hang Zhao, Peihao Chen, David Cox, and Antonio Torralba. Self-supervised moving vehicle tracking with stereo sound. In *Proceedings of the IEEE/CVF International Conference on Computer Vision*, pages 7053–7062, 2019.

- [19] Ruohan Gao, Changan Chen, Ziad Al-Halah, Carl Schissler, and Kristen Grauman. Visualechoes: Spatial image representation learning through echolocation. In *Computer Vision—ECCV 2020: 16th European Conference, Glasgow, UK, August 23–28, 2020, Proceedings, Part IX 16*, pages 658–676. Springer, 2020.
- [20] Ruohan Gao, Rogerio Feris, and Kristen Grauman. Learning to separate object sounds by watching unlabeled video. In *Proceedings of the European Conference on Computer Vision (ECCV)*, pages 35–53, 2018.
- [21] Ruohan Gao and Kristen Grauman. 2.5D visual sound. In *Proceedings of the IEEE/CVF Conference on Computer Vision and Pattern Recognition*, pages 324–333, 2019.
- [22] Ruohan Gao and Kristen Grauman. Co-separating sounds of visual objects. In *Proceedings of the IEEE/CVF International Conference on Computer Vision*, pages 3879–3888, 2019.
- [23] Ruohan Gao and Kristen Grauman. Visualvoice: Audio-visual speech separation with cross-modal consistency. *arXiv preprint arXiv:2101.03149*, 2021.
- [24] Mariana-Iuliana Georgescu, Eduardo Fonseca, Radu Tudor Ionescu, Mario Lucic, Cordelia Schmid, and Anurag Arnab. Audiovisual masked autoencoders. *arXiv preprint arXiv:2212.05922*, 2022.
- [25] Xavier Glorot and Yoshua Bengio. Understanding the difficulty of training deep feedforward neural networks. In *International Conference on Artificial Intelligence and Statistics*, 2010.
- [26] Yuan Gong, Andrew Rouditchenko, Alexander H. Liu, David Harwath, Leonid Karlinsky, Hilde Kuehne, and James R. Glass. Contrastive audio-visual masked autoencoder. In *The Eleventh International Conference on Learning Representations*, 2023.
- [27] Kristen Grauman, Andrew Westbury, Eugene Byrne, Zachary Chavis, Antonino Furnari, Rohit Girdhar, Jackson Hamburger, Hao Jiang, Miao Liu, Xingyu Liu, et al. Ego4d: Around the world in 3,000 hours of egocentric video. In *Proceedings of the IEEE/CVF Conference on Computer Vision and Pattern Recognition*, pages 18995–19012, 2022.
- [28] Kaiming He, Xinlei Chen, Saining Xie, Yanghao Li, Piotr Dollár, and Ross Girshick. Masked autoencoders are scalable vision learners. In *Proceedings of the IEEE/CVF Conference on Computer Vision and Pattern Recognition*, pages 16000–16009, 2022.
- [29] Kaiming He, Xiangyu Zhang, Shaoqing Ren, and Jian Sun. Deep residual learning for image recognition. In *Proceedings of the IEEE conference on computer vision and pattern recognition*, pages 770–778, 2016.
- [30] Dan Hendrycks and Kevin Gimpel. Gaussian error linear units (gelus). *arXiv: Learning*, 2016.
- [31] John Hershey and Javier Movellan. Audio vision: Using audio-visual synchrony to locate sounds. In S. Solla, T. Leen, and K. Müller, editors, *Advances in Neural Information Processing Systems*, volume 12. MIT Press, 1999.
- [32] P. Huang, M. Kim, M. Hasegawa-Johnson, and P. Smaragdis. Deep learning for monaural speech separation. In *2014 IEEE International Conference on Acoustics, Speech and Signal Processing (ICASSP)*, pages 1562–1566, 2014.
- [33] Po-Yao Huang, Vasu Sharma, Hu Xu, Chaitanya Ryali, Haoqi Fan, Yanghao Li, Shang-Wen Li, Gargi Ghosh, Jitendra Malik, and Christoph Feichtenhofer. Mavil: Masked audio-video learners. *arXiv preprint arXiv:2212.08071*, 2022.
- [34] Po-Yao Huang, Hu Xu, Juncheng Li, Alexei Baevski, Michael Auli, Wojciech Galuba, Florian Metze, and Christoph Feichtenhofer. Masked autoencoders that listen. *Advances in Neural Information Processing Systems*, 35:28708–28720, 2022.
- [35] Jaesung Huh, Jacob Chalk, Evangelos Kazakos, Dima Damen, and Andrew Zisserman. Epic-sounds: A large-scale dataset of actions that sound. In *ICASSP 2023-2023 IEEE International Conference on Acoustics, Speech and Signal Processing (ICASSP)*, pages 1–5. IEEE, 2023.
- [36] Sergey Ioffe and Christian Szegedy. Batch normalization: Accelerating deep network training by reducing internal covariate shift. In Francis Bach and David Blei, editors, *Proceedings of the 32nd International Conference on Machine Learning*, volume 37 of *Proceedings of Machine Learning Research*, pages 448–456, Lille, France, 07–09 Jul 2015. PMLR.
- [37] Hao Jiang, Calvin Murdock, and Vamsi Krishna Ithapu. Egocentric deep multi-channel audio-visual active speaker localization. In *Proceedings of the IEEE/CVF Conference on Computer Vision and Pattern Recognition*, pages 10544–10552, 2022.

- [38] Diederik P. Kingma and Jimmy Ba. Adam: A method for stochastic optimization. In Yoshua Bengio and Yann LeCun, editors, *3rd International Conference on Learning Representations, ICLR 2015, San Diego, CA, USA, May 7-9, 2015, Conference Track Proceedings*, 2015.
- [39] Okan Köpüklü, Maja Taseska, and Gerhard Rigoll. How to design a three-stage architecture for audio-visual active speaker detection in the wild. In *Proceedings of the IEEE/CVF International Conference on Computer Vision*, pages 1193–1203, 2021.
- [40] Bruno Korbar, Du Tran, and Lorenzo Torresani. Cooperative learning of audio and video models from self-supervised synchronization. *Advances in Neural Information Processing Systems*, 31, 2018.
- [41] Juan Le'on-Alc'azar, Fabian Caba Heilbron, Ali K. Thabet, and Bernard Ghanem. Maas: Multi-modal assignment for active speaker detection. *2021 IEEE/CVF International Conference on Computer Vision (ICCV)*, pages 265–274, 2021.
- [42] Ilya Loshchilov and Frank Hutter. SGDR: Stochastic gradient descent with warm restarts. In *International Conference on Learning Representations*, 2017.
- [43] Ilya Loshchilov and Frank Hutter. Decoupled weight decay regularization. In *International Conference on Learning Representations*, 2019.
- [44] Sagnik Majumder, Ziad Al-Halah, and Kristen Grauman. Move2hear: Active audio-visual source separation. In *Proceedings of the IEEE/CVF International Conference on Computer Vision*, pages 275–285, 2021.
- [45] Sagnik Majumder, Changan Chen, Ziad Al-Halah, and Kristen Grauman. Few-shot audio-visual learning of environment acoustics. In Alice H. Oh, Alekh Agarwal, Danielle Belgrave, and Kyunghyun Cho, editors, *Advances in Neural Information Processing Systems*, 2022.
- [46] Sagnik Majumder and Kristen Grauman. Active audio-visual separation of dynamic sound sources. In *Computer Vision—ECCV 2022: 17th European Conference, Tel Aviv, Israel, October 23–27, 2022, Proceedings, Part XXXIX*, pages 551–569. Springer, 2022.
- [47] Sagnik Majumder, Hao Jiang, Pierre Moulon, Ethan Henderson, Paul Calamia, Kristen Grauman, and Vamsi Krishna Ithapu. Chat2map: Efficient scene mapping from multi-ego conversations. *arXiv preprint arXiv:2301.02184*, 2023.
- [48] Kyle Min, Sourya Roy, Subarna Tripathi, Tanaya Guha, and Somdeb Majumdar. Learning long-term spatial-temporal graphs for active speaker detection. In *Computer Vision—ECCV 2022: 17th European Conference, Tel Aviv, Israel, October 23–27, 2022, Proceedings, Part XXXV*, pages 371–387. Springer, 2022.
- [49] Shentong Mo and Pedro Morgado. Localizing visual sounds the easy way. In *Computer Vision—ECCV 2022: 17th European Conference, Tel Aviv, Israel, October 23–27, 2022, Proceedings, Part XXXVII*, pages 218–234. Springer, 2022.
- [50] Pedro Morgado, Yi Li, and Nuno Nvasconcelos. Self-supervised generation of spatial audio for 360° video. *Advances in Neural Information Processing Systems*, 33:4733–4744, 2020.
- [51] Pedro Morgado, Nuno Nvasconcelos, Timothy Langlois, and Oliver Wang. Self-supervised generation of spatial audio for 360° video. In S. Bengio, H. Wallach, H. Larochelle, K. Grauman, N. Cesa-Bianchi, and R. Garnett, editors, *Advances in Neural Information Processing Systems*, volume 31. Curran Associates, Inc., 2018.
- [52] Vinod Nair and Geoffrey E Hinton. Rectified linear units improve restricted boltzmann machines. In *ICML 2010*, pages 807–814, 2010.
- [53] Kazuhiro Nakadai, Ken-ichi Hidai, Hiroshi G Okuno, and Hiroaki Kitano. Real-time speaker localization and speech separation by audio-visual integration. In *Proceedings 2002 IEEE International Conference on Robotics and Automation (Cat. No. 02CH37292)*, volume 1, pages 1043–1049. IEEE, 2002.
- [54] Jiquan Ngiam, Aditya Khosla, Mingyu Kim, Juhan Nam, Honglak Lee, and A. Ng. Multimodal deep learning. In *International Conference on Machine Learning*, 2011.
- [55] Curtis Northcutt, Shengxin Zha, Steven Lovegrove, and Richard Newcombe. Egocom: A multi-person multi-modal egocentric communications dataset. *IEEE Transactions on Pattern Analysis and Machine Intelligence*, pages 1–1, 2020.

- [56] Andrew Owens and Alexei A Efros. Audio-visual scene analysis with self-supervised multisensory features. In *Proceedings of the European Conference on Computer Vision (ECCV)*, pages 631–648, 2018.
- [57] Andrew Owens, Phillip Isola, Josh McDermott, Antonio Torralba, Edward H Adelson, and William T Freeman. Visually indicated sounds. In *Proceedings of the IEEE conference on computer vision and pattern recognition*, pages 2405–2413, 2016.
- [58] Andrew Owens, Jiajun Wu, Josh H. McDermott, William T. Freeman, and Antonio Torralba. Ambient sound provides supervision for visual learning. In *European Conference on Computer Vision*, 2016.
- [59] S. Parekh, S. Essid, A. Ozerov, N. Q. K. Duong, P. Pérez, and G. Richard. Motion informed audio source separation. In *2017 IEEE International Conference on Acoustics, Speech and Signal Processing (ICASSP)*, pages 6–10, 2017.
- [60] Daniel Povey, Arnab Ghoshal, Gilles Boulianne, Lukas Burget, Ondrej Glembek, Nagendra Goel, Mirko Hannemann, Petr Motlicek, Yanmin Qian, Petr Schwarz, Jan Silovsky, Georg Stemmer, and Karel Vesely. The kaldi speech recognition toolkit. In *IEEE 2011 Workshop on Automatic Speech Recognition and Understanding*. IEEE Signal Processing Society, December 2011. IEEE Catalog No.: CFP11SRW-USB.
- [61] Jie Pu, Yannis Panagakis, Stavros Petridis, and Maja Pantic. Audio-visual object localization and separation using low-rank and sparsity. In *2017 IEEE International Conference on Acoustics, Speech and Signal Processing (ICASSP)*, pages 2901–2905. IEEE, 2017.
- [62] Senthil Purushwalkam, Sebastia Vicenc Amengual Gari, Vamsi Krishna Ithapu, Carl Schissler, Philip Robinson, Abhinav Gupta, and Kristen Grauman. Audio-visual floorplan reconstruction. In *Proceedings of the IEEE/CVF International Conference on Computer Vision*, pages 1183–1192, 2021.
- [63] Kranthi Kumar Rachavarapu, Aakanksha, Vignesh Sundaresha, and A. N. Rajagopalan. Localize to binauralize: Audio spatialization from visual sound source localization. In *Proceedings of the IEEE/CVF International Conference on Computer Vision (ICCV)*, pages 1930–1939, October 2021.
- [64] Olaf Ronneberger, Philipp Fischer, and Thomas Brox. U-net: Convolutional networks for biomedical image segmentation. In *Medical Image Computing and Computer-Assisted Intervention—MICCAI 2015: 18th International Conference, Munich, Germany, October 5-9, 2015, Proceedings, Part III 18*, pages 234–241. Springer, 2015.
- [65] Jonathan Le Roux, Scott Wisdom, Hakan Erdogan, and John R. Hershey. Sdr – half-baked or well done? *ICASSP 2019 - 2019 IEEE International Conference on Acoustics, Speech and Signal Processing (ICASSP)*, pages 626–630, 2018.
- [66] Tomoya Sato, Yusuke Sugano, and Yoichi Sato. Self-supervised learning for audio-visual relationships of videos with stereo sounds. *IEEE Access*, 10:94273–94284, 2022.
- [67] Rahul Sharma, Krishna Somandepalli, and Shrikanth S. Narayanan. Crossmodal learning for audio-visual speech event localization. *ArXiv*, abs/2003.04358, 2020.
- [68] Gunnar A. Sigurdsson, Abhinav Gupta, Cordelia Schmid, Ali Farhadi, and Karteek Alahari. Charades-ego: A large-scale dataset of paired third and first person videos. *CoRR*, abs/1804.09626, 2018.
- [69] Paris Smaragdis, Bhiksha Raj, and Madhusudana Shashanka. Supervised and semi-supervised separation of sounds from single-channel mixtures. In Mike E. Davies, Christopher J. James, Samer A. Abdallah, and Mark D. Plumbley, editors, *Independent Component Analysis and Signal Separation*, pages 414–421, Berlin, Heidelberg, 2007. Springer Berlin Heidelberg.
- [70] Martin Spiertz and Volker Gnann. Source-filter based clustering for monaural blind source separation. In *in Proceedings of International Conference on Digital Audio Effects DAFx’09*, 2009.
- [71] Ruijie Tao, Zexu Pan, Rohan Kumar Das, Xinyuan Qian, Mike Zheng Shou, and Haizhou Li. Is someone speaking? exploring long-term temporal features for audio-visual active speaker detection. In *Proceedings of the 29th ACM International Conference on Multimedia*, pages 3927–3935, 2021.

- [72] Zhan Tong, Yibing Song, Jue Wang, and Limin Wang. VideoMAE: Masked autoencoders are data-efficient learners for self-supervised video pre-training. In *Advances in Neural Information Processing Systems*, 2022.
- [73] Ashish Vaswani, Noam Shazeer, Niki Parmar, Jakob Uszkoreit, Llion Jones, Aidan N Gomez, Łukasz Kaiser, and Illia Polosukhin. Attention is all you need. *Advances in neural information processing systems*, 30, 2017.
- [74] Tuomas Virtanen. Monaural sound source separation by nonnegative matrix factorization with temporal continuity and sparseness criteria. *IEEE Trans. On Audio, Speech and Lang. Processing*, 2007.
- [75] Shanshan Wang, Archontis Politis, Annamaria Mesaros, and Tuomas Virtanen. Self-supervised learning of audio representations from audio-visual data using spatial alignment. *IEEE Journal of Selected Topics in Signal Processing*, 16(6):1467–1479, 2022.
- [76] Karren Yang, Michael Firman, Eric Brachmann, and Clément Godard. Camera pose estimation and localization with active audio sensing. In *Computer Vision–ECCV 2022: 17th European Conference, Tel Aviv, Israel, October 23–27, 2022, Proceedings, Part XXXVII*, pages 271–291. Springer, 2022.
- [77] Karren Yang, Bryan Russell, and Justin Salamon. Telling left from right: Learning spatial correspondence of sight and sound. In *Proceedings of the IEEE/CVF Conference on Computer Vision and Pattern Recognition*, pages 9932–9941, 2020.
- [78] Yuanhang Zhang, Susan Liang, Shuang Yang, Xiao Liu, Zhongqin Wu, Shiguang Shan, and Xilin Chen. Unicon: Unified context network for robust active speaker detection. In *Proceedings of the 29th ACM International Conference on Multimedia*, pages 3964–3972, 2021.
- [79] Özgür Yılmaz and Scott Rickard. Blind separation of speech mixtures via time-frequency masking. In *IEEE TRANSACTIONS ON SIGNAL PROCESSING (2002) SUBMITTED*, 2004.

7 Supplementary Material

In this supplementary material, we provide additional details about:

- Video (with audio) for qualitative illustration of our pretext task and qualitative evaluation of our model predictions on the downstream tasks (Sec. 7.1).
- Evaluation of the impact of the channel masking frequency r (from Sec. 4.4 in main) in our audio masking protocol on the downstream task performance (Sec. 7.2)
- Evaluation of the impact of our model parameter initialization on the downstream performance (Sec. 7.3)
- Additional dataset details (Sec. 7.4), as mentioned in Sec. 5 in main
- Additional model architecture and hyperparameter details for both self-supervised pretraining and downstream training (Sec. 7.5), as referenced in Sec. 5 and 5.2 in main

7.1 Supplementary video

The supplementary video provides a qualitative illustration of our pretraining task for learning spatial features from audio-visual correspondence in egocentric videos. Moreover, we provide video samples from the both EgoCom [55] and EasyCom [12] datasets to illustrate the unique challenges posed by the egocentric videos. Additionally, we demonstrate our model’s prediction quality for both active speaker detection and spatial audio denoising, and analyze common failure models for our model on both tasks. Please see the video on http://vision.cs.utexas.edu/projects/ego_av_corr and use headphones to hear the binaural audio correctly.

7.2 Channel masking frequency r

Here, we analyze the effect of the channel masking frequency r in our audio masking protocol (Sec. 4.4 in main) on the downstream task performance. Table 3 reports the active speaker detection (ASD) results on the more challenging EgoCom [55] dataset, and table 4 reports the denoising results for different noise levels. We notice that the performance on both ASD and denoising, especially at the higher noise levels, declines upon increasing or decreasing the value of r from our choice of 20 % based on the downstream validation performance (Sec. 5 in main), which helps our model achieve a fine balance between the two complementary strategies of masking a complete channel and randomly masking audio tokens. Whereas randomly masking a channel of the binaural audio entails solving the more under-constrained and consequently complex binauralization task, thereby helping our model learn stronger spatial associations between vision and audio, randomly masking audio tokens helps with improving training stability.

Table 3: Effect of r on the mean average precision (%) of our model for active speaker detection with two different backbones (TalkNet and SPELL).

r (%)	TalkNet [71]		SPELL [48]	
	Val	Test	Val	Test
0	67.9	62.9	67.6	65.3
20 (Ours)	68.7	63.9	68.4	65.6
50	64.5	63.1	67.5	65.2
80	64.4	61.8	64.7	60.1
100	67.9	63.4	66.1	65.1

7.3 Model parameter initialization

To evaluate the effect of random parameter initialization on our model, we train our model on both tasks and datasets with 3 different random seeds. Across all runs, our standard errors are less than 0.01 on all metrics, showing that our model is robust to different random parameter initializations, and the improvements in performance are significantly larger than these small variations from randomness.

Table 4: Effect of r on our model performance for audio denoising.

r (%)	0 dB		2.5 dB		5 dB	
	SI-SDRi \uparrow	STFT \downarrow	SI-SDRi \uparrow	STFT \downarrow	SI-SDRi \uparrow	STFT \downarrow
0	2.17	6.60	2.57	4.38	2.85	2.35
20 (Ours)	2.20	6.51	2.72	4.22	2.46	2.70
50	1.92	7.19	2.30	4.60	2.09	2.80
80	1.82	7.55	1.98	5.05	1.68	3.30
100	2.11	6.60	2.65	4.31	2.79	2.48

7.4 Dataset details

As discussed in main (Sec. 5 in main), we use two public datasets containing egocentric videos with binaural audio, EgoCom [55] and EasyCom [12], for our experiments. For EgoCom, we follow the authors and split the data into train/val/test comprising 30.3/2.4/5.8 hours of data. For EasyCom, we randomly generate train/val/test splits with 4.5/0.38/0.39 hours of data, such that there is no overlap in conversation participants between any two splits. Next, we extract 1 second long clips from both datasets, where the video and binaural audio are sampled at 5 frames per second (fps) and 16 kHz, respectively. The frame resolution is 240×352 for EgoCom, and 198×352 for EasyCom. Furthermore, we choose audio channel 5 and 6 (corresponding to the in-ear microphones) as our binaural audio channels for EasyCom.

7.5 Model architecture and training details

In addition to the provided details in main Sec. 5.1, we provide here extra model architecture and training details for both pretraining and finetuning on downstream tasks, for reproducibility. We perform all training using 8 NVIDIA Tesla V100 SXM2 GPUs. We will release all code and data.

7.5.1 Pretraining

We described our model architecture and pretraining details in Sec. 5 in main. Here, we provide additional details about our model’s input preparation, architecture, parameter initialization, and training .

Input preparation. We sample the video clips at their original resolution, normalize them using the per-color means and standard deviations computed using ImageNet [29], and generate a total of 330 and 286 visual tokens for EgoCom and EasyCom, respectively, by splitting the clips into non-overlapping tubelets containing a sequence of 5 patches, where each patch is 16×16 in size (Sec. 3 in main). We represent the binaural audio as two-channel Kaldi-compliant [60] spectrograms with 98 temporal windows and 128 Mel-frequency bins, which we compute by using the binaural audio normalized to $[-1, 1]$, a window length of 25 ms and a hop length of 10 ms. We normalize the spectrograms by computing the mean and standard deviation of the Mel-spectrograms generated from all audio clips in each dataset. We next generate 392 audio tokens per spectrogram channel by splitting it into non-overlapping patches of size 2×16 .

Architecture. All hidden layers in each transformer block [16] emit features that are four times as long as the embedding size for the block. We always use LayerNorm [5] after every output of a transformer block unless it’s a direct input to another transformer block.

Parameter initialization. We use Xavier [25] uniform initialization for all network parameters. For the LayerNorm [5] layers, we initialize their weights to 1 and biases to 0. We use a truncated normal distribution with a standard deviation of 0.02 and a sampling range of $[-2, 2]$ to initialize the learnable modality and channel embedding tokens, and initialize the mask tokens from a normal distribution with a standard deviation of 0.02.

Training. We set the batch size to 104 during pretraining.

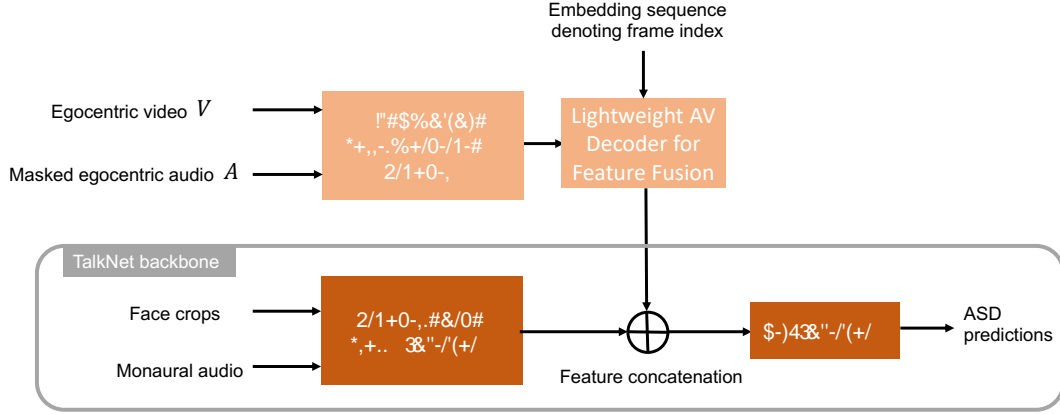


Figure 4: Method to fuse our pretrained features with TalkNet [71] for ASD.

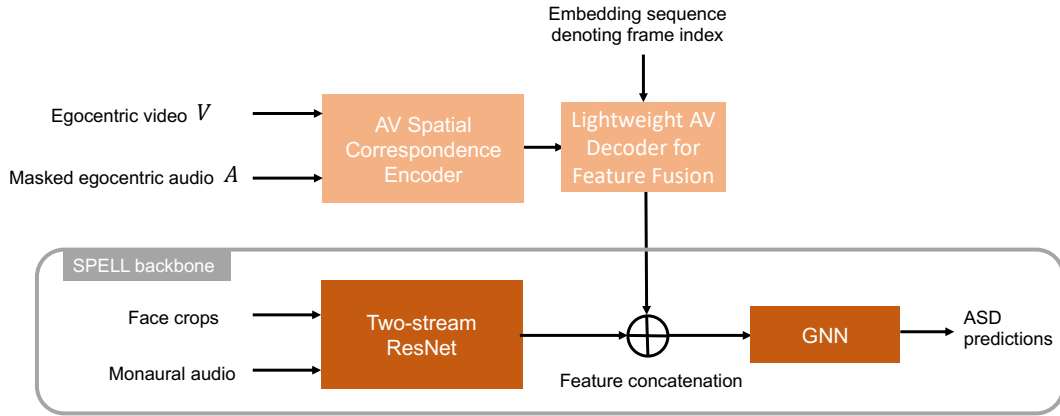


Figure 5: Method to fuse our pretrained features with SPELL [48] for ASD.

7.5.2 Active speaker detection

In Sec. 5.1 in main, we outlined our feature fusion method for active speaker detection (ASD). Here, we provide additional architectural details for feature fusion, and also describe our finetuning process.

Pretrained feature fusion. Fig. 4 and 5 show our feature fusion methods for TalkNet [71] and SPELL [48] ASD backbones, respectively. The single-layer transformer decoder (Sec. 5.1 in main), which we use for fusing our pretrained features with the backbones (Sec. 5.1 in main), generates 128 and 512 dimensional embeddings for TalkNet and SPELL, respectively. Since SPELL doesn’t train any audio-visual features when training its graph neural network (GNN), we first pretrain the the transformer decoder for SPELL by using it with the TalkNet backbone. Towards that goal, we feed the decoder features to a single linear layer that maps the 512 dimensional features to 128 dimensional features, and is followed by GELU [30] activations and LayerNorm [5], before fusing the 128 dimensional features with the TalkNet backbone. After pretraining, we append the 512 dimensional outputs of the decoder with the outputs of the two-stream audio-visual encoder (Sec. 5.1 in main) for training the GNN in SPELL.

Training. For TalkNet, we train using Adam [38] for 25 epochs optimizer with an initial learning rate (LR) of 10^{-4} for the backbone and 10^{-5} for the pretrained components, both of which we decay using a step LR scheduler by a factor of 0.95 after every epoch. We set the batch size to 400.

For SPELL, we first train the two-stream audio-visual encoder for feature extraction for 100 epochs using the cross entropy loss and Adam [38] with an initial learning rate of 5×10^{-4} , which we decay by 0.1 after every 40 epochs. We set the batch size to 320. For training the GNN of SPELL, we train

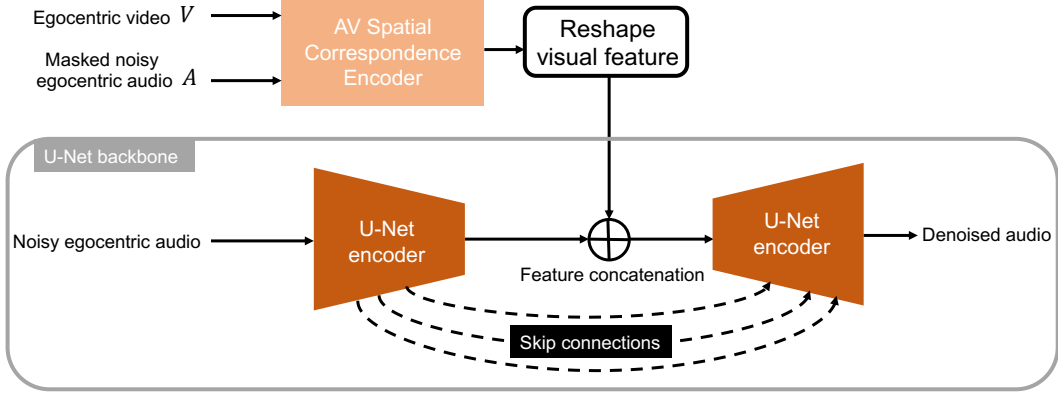


Figure 6: Method to fuse our pretrained features with U-Net [77] for spatial audio denoising.

for 70 epochs by using a batch size of 320 again and learning rate of 10^{-3} , while setting all other hyperparameters per the original paper.

7.5.3 Spatial audio denoising

Backbone architecture. Following [77], our U-Net backbone for spatial audio denoising (Sec. 5.2 in main) is an audio-visual model comprising an audio encoder, a visual encoder, and a decoder for predicting an estimate of the target audio. The audio encoder takes the log magnitude spectrogram of the mixed binaural audio as input, and uses a stack of 5 convolutional (conv.) layers to produce a multi-channel 2D audio feature map. Each conv. layer has a kernel size of 4, padding of 1, and stride of 2, and is followed by leaky ReLU [52] activations with a slope of 0.2 for negative inputs, and batch normalization [36]. The conv. layers have 64, 128, 256, 512 and 512 output channels, respectively. The visual encoder has a ResNet-18 [29] architecture that outputs a multi-channel 2D visual feature map without feeding it to the average pooling or any subsequent layers. We push the ResNet outputs through another conv. layer to match its height and width with the audio features. The conv layer has a kernel size of (1, 4), a padding of (0, 0) for EgoCom [55] and (1, 0) for EasyCom [12], and 128 output channels. Further, we remove the last feature column from the output of the conv. layer for all channels for EasyCom. We concatenate the per-frame features along the channel dimension and generate the visual features. We then concatenate the visual features with the audio features channel-wise, and feed the concatenated features to the audio decoder, which predicts an estimate of the ratio mask [21, 77] for the target audio magnitude spectrogram. The audio decoder first uses a stack of 5 transpose convolutional (conv.) layers, which are connected to the corresponding encoder layers through skip connections. The transpose conv. layers have a kernel size of 4, stride of 2, and a padding of (1, 1), except for the last layer, which has a padding of (2, 1). The transpose conv. layers have 1152, 1024, 512, 256 and 128 output channels, respectively. Next, the audio decoder feeds the output of the transpose conv. layers to a conv. layer with 2 input and output channels, and a kernel size of (2, 1) to emit the predicted ratio mask.

Input preparation. To transform the audio waveforms into magnitude spectrograms, we first normalize them to $[-1, 1]$ and then compute the short-time Fourier transform with a window length of 128, hop length of 64, and 512 frequency bins.

Pretrained feature fusion. Fig. 6 shows our feature fusion method for spatial audio denoising. We reshape the visual features from the outputs of our audio-visual encoder \mathcal{E}^{AV} to form multi-channel 2D visual feature maps (Sec. 5.2 in main), such that the 2D raster order of the features matches that of the tubelets in the video clip, and feed the reshaped features to a convolutional (conv.) layer with a kernel size of (3, 4), stride of (2, 3), padding of (1, 2) and (2, 2) for EgoCom [55] and EasyCom [12], respectively, and 128 input and 784 output channels. We similarly reshape the audio features, and feed them to another conv. layer with a kernel size of (1, 7), padding of 0, stride of (1, 6), and 128 input and 256 output channels. Both conv. layers are followed by leaky ReLU activations with a slope of 0.2 for the negative values, and batch normalization. Next, we concatenate the visual and

audio features along the channel dimension, and further concatenate them with the audio encoder outputs channel-wise (Sec. 5.2 in main).

Training. We train using Adam [38] for 200 epochs optimizer with an learning rate (LR) of 5×10^{-4} . We set the batch size to 80.