

FreeDrag: Point Tracking is Not What You Need for Interactive Point-based Image Editing

Pengyang Ling^{1*} Lin Chen^{1,2*} Pan Zhang² Huaian Chen^{1†} Yi Jin^{1†}
¹University of Science and Technology of China ²Shanghai AI Laboratory

{lpyang27, chlin}@mail.ustc.edu.cn zhangpan@pjlab.org.cn {anchen, jinyi08}@ustc.edu.cn

arXiv:2307.04684v2 [cs.CV] 29 Jul 2023




Figure 1. **The comparison between DragGAN [14] and our proposed FreeDrag.** Given an image input, users can assign handle points (red points) and target points (blue points) to force the semantic positions of the handle points to reach corresponding target points. The examples presented on the left and right columns show the cases without/with masks specifying the editable region (brighter area), respectively. Code will be available on <https://github.com/LPengYang/FreeDrag>.

Abstract

To serve the intricate and varied demands of image editing, precise and flexible manipulation of image content is indispensable. Recently, DragGAN [14] has achieved impressive editing results through point-based manipulation. However, we have observed that DragGAN struggles with

miss tracking, where DragGAN encounters difficulty in effectively tracking the desired handle points, and ambiguous tracking, where the tracked points are situated within other regions that bear resemblance to the handle points. To deal with the above issues, we propose **FreeDrag**, which adopts a feature-oriented approach to free the burden on point tracking within the point-oriented methodology of DragGAN. The **FreeDrag** incorporates adaptive template fea-

*Equal Contribution † Corresponding Author

tures, line search, and fuzzy localization techniques to perform stable and efficient point-based image editing. Extensive experiments demonstrate that our method is superior to the DragGAN and enables stable point-based editing in challenging scenarios with similar structures, fine details, or under multi-point targets.

1. Introduction

The domain of image editing utilizing generative models has gained substantial attention and witnessed remarkable advancements in recent years [18, 16, 13, 10, 6, 4]. In order to effectively address the intricate and diverse demands of image editing in real-world applications, it becomes imperative to achieve precise and flexible manipulation of image content. Consequently, researchers have proposed two primary categories of methodologies in this domain: (1) harnessing prior 3D models [3, 5, 23] or manual annotations [2, 7, 12, 15, 21] to enhance control over generative models, and (2) employing textual guidance for conditional generative models [17, 19, 20]. Nevertheless, the former category of methodologies often faces challenges in generalizing to novel assets, while the latter category exhibits limitations in terms of precision and flexibility when it comes to spatial attribute editing.

To overcome these aforementioned limitations, a recent pioneering study, known as DragGAN [14], has emerged as a remarkable contribution in the realm of precise image editing. This work has garnered significant attention, primarily due to its interactive point-based editing capability, termed "drag" editing. The DragGAN framework addresses the challenge by introducing a two-step iterative process: (1) a motion supervision step, which directs the handle points to migrate towards their corresponding target positions, and (2) a point tracking step, which consistently tracks the relocated handle points' positions. This innovative approach enables users to exert precise control over the editing process by specifying pairs of handle and target points on the given image.

Notwithstanding the praiseworthy achievements exhibited by DragGAN, there exist several issues, as shown in Figure 2. One issue is **miss tracking**, whereby DragGAN encounters difficulty in effectively tracking the desired handle points. This issue arises particularly in highly curved regions with a large perceptual path length, as observed in latent space [8]. In such cases, the optimized image undergoes drastic changes, leading to handle points in subsequent iterations being positioned outside the intended search region. Additionally, in certain scenarios, achieving satisfactory outputs necessitates the disappearance of handle points, as shown in Figure 3. It is important to note that during miss tracking, the cumulative error in the motion supervision step increases progressively as iterations proceed, owing to the

misalignment of tracked features. Another issue that arises is **ambiguous tracking**, where the tracked points are situated within other regions that bear resemblance to the handle points. This predicament emerges when there are areas in the image that possess similar features to the intended handle points, leading to ambiguity in the tracking process (see Figure 4). This issue introduces a potential challenge as it can misguide the motion supervision process in subsequent iterations, leading to inaccurate or misleading directions.

To remedy the aforementioned issues, we propose a solution called **FreeDrag**, which adopts a feature-oriented approach to free the burden on point tracking within the point-oriented methodology of DragGAN. To address the miss tracking issue, we introduce a methodology where a template feature is maintained for each handle point to supervise the movements during the iterative process. This template feature is implemented as an exponential moving average feature that dynamically adjusts its weights based on the errors encountered in each iteration. By utilizing this adaptive and stable template feature, we ensure reliable point-based editing. Even when miss tracking occurs in a specific iteration, the maintained template feature remains intact, preventing the optimized image from undergoing drastic changes. To handle the ambiguous tracking issue, we propose line search and fuzzy localization. Line search restricts the movements along a specific line connecting the original handle point and the corresponding target point. This constraint effectively reduces the presence of ambiguous points and minimizes the potential misguidance of the movement direction in subsequent iterations. On the other hand, fuzzy localization alleviates the burden of precise localization, thereby enhancing the optimization process.

To summarize, our key contributions are as follows:

- We have observed that the original DragGAN approach encounters challenges in effectively addressing miss tracking and ambiguous tracking scenarios.
- We propose **FreeDrag**, a simple but effective interactive point-based image editing framework that incorporates adaptive template features, line search, and fuzzy localization techniques to free the burden on point tracking.
- Extensive experiments demonstrate the superiority and stability of FreeDrag in point-based image editing, marking a significant advancement in the field of flexible and precise image editing.

2. Formulation

Considering a latent code z drawn from the latent space \mathcal{Z} , the methodology employed by StyleGAN [8, 9] involves




Figure 2. **Missed tracking** of DragGAN [14] due to the drastic change in layout.




Figure 3. **Missed tracking** of DragGAN [14] due to the disappearance of handle points.




Figure 4. **Ambiguous tracking** in DragGAN [14] due to the existence of similar structures.

mapping this code into the \mathcal{W} space utilizing a mapping network. The resulting intermediate latent code w is subsequently utilized by the synthetic network to generate the corresponding image I . The objective of this paper is to realize point-based image editing on I by optimizing the associated latent code w . Inspired by the previous work [1],

our approach exploits optimization techniques within the extended \mathcal{W}^+ space. This choice is motivated by the heightened expressive potential offered by the \mathcal{W}^+ space for conducting image editing tasks. To facilitate point-based manipulation, our framework incorporates a collection of handle points p_i along with their corresponding target points t_i , which are provided by users. Point-based editing, in this context, involves the transfer of semantic features from the handle points p_i to the target points t_i , effectively allowing users to visually "drag" these features to desired locations.

3. Analysis of DragGAN

The DragGAN method achieves point-based image editing through an iterative process consisting of the following two steps: (1) Supervised motion: The method enforces the correspondence between the current handle point and its corresponding target point by ensuring the proximity of $F(q_i + d_i)$ to $F(q_i)$. Here, q_i represents the neighboring pixels of handle point p_i within a radius r_1 defined as $\Omega_1(p_i, r_1)$. The vector d_i is a normalized vector pointing from p_i to t_i , where t_i is the target point. The feature values $F(q_i)$ at pixel q_i are derived using bi-linear interpolation. (2) Point tracking: The location of the moved handle

point is updated using point tracking. This is achieved by performing the nearest search in the neighborhood of the handle point, i.e., $p_i := \arg \min \|F'(q_i) - f_i\|_1$. Here, q_i belongs to the neighborhood defined by $\Omega_2(p_i, r_2)$ with a radius r_2 . The feature f_i represents the initial handle point’s feature on the original feature map F_0 , and $F'(\cdot)$ denotes the features obtained from the resized feature map of StyleGAN2 [9].

3.1. Instability of point-tracking

While DragGAN offers a promising solution for point-based image editing, our observations reveal that it often experiences challenges such as handle point loss, inaccurate editing, and distorted image generation in certain scenarios. We attribute these issues to the intrinsic instability of the point tracking step, which can be understood from the following two aspects:

- **Constant Value of f_i :** Throughout the entire moving process, the value f_i remains constant and fails to adequately reflect the evolving state of the handle point during its motion.
- **Implicit Assumption of Unique Points:** Point tracking assumes that there is only one point within the searching areas that inherits the feature of the handle point during each motion. However, this assumption is not always reliable. Firstly, the desired point may lie outside the searching areas due to drastic content changes, resulting in incorrect tracking (as shown in Figure 2). Secondly, misleading guidance can cause points to disappear, further complicating the tracking process (as seen in Figure 3). Additionally, the presence of points with similar features in similar or symmetrical structures (such as lips, eyes, and general contours) makes it challenging to discriminate the desired points from the searching areas, leading to ambiguous tracking (as illustrated in Figure 4). Moreover, choosing the radius size r_2 poses an internal conflict. On one hand, a larger r_2 enables searching the handle point from a broader image region, but on the other hand, it increases the likelihood of similar interfering pixels being included.

These factors collectively contribute to the instability observed during the point tracking process in DragGAN for point-based image editing.

3.2. Impact of unstable point tracking

When point tracking fails, the resulting searched handle point is prone to errors. This flaw significantly undermines or disrupts the point-based manipulation from two aspects: (1) **Incorrect Movement Direction and Optimization Constraint:** Erroneous handle points provide inaccurate movement directions (i.e., d_i) and optimization constraints (i.e.,

$F(q_i)$) during motion supervision. As a result, the quality of the final image is compromised, leading to inaccurate or distorted editing results. (2) **Lack of Timely Termination Sign:** In cases where point tracking fails, the absence of a reliable termination sign hampers the timely completion of the entire manipulation process. This can result in unnecessary time consumption or necessitate additional intervention, causing inconvenience and potential frustration for users.

4. Methodology

Considering the instability of point tracking, we propose a feature-oriented approach to free the burden of precise point tracking in “drag” editing, termed **FreeDrag**. Specifically, we introduce the concept of adaptive template features to enable the reliable recording of the handle point’s feature during motion, without relying on the precise location of the handle point. By compelling the recorded feature to migrate toward an assigned point, the handle point is potentially encouraged to move to the assigned point. As a result, the handle point can progressively migrate to the corresponding target point by forcing the assigned point to approach the target point step by step. To identify suitable assigned points for stable feature migration, we propose a fuzzy localization strategy that incorporates a customized point assignment scheme, thereby reducing the reliance on precise location information. Additionally, to alleviate the potential misguidance caused by ambiguous points, we introduce a line search strategy that intentionally confines the assigned points to lie on the line connecting the original handle point and the corresponding target point. We elaborate on the above techniques in subsequent sub-sections.

4.1. Adaptive Template Features

For a given original handle point p_i , we denote the corresponding features of its neighboring points within a radius r as $F_r(p_i)$. By enforcing $F_r(t_i^1)$ to approximate $F_r(p_i)$, we can potentially encourage the handle point to move towards the first assigned location t_i^1 . However, an immediate issue is how to obtain the features of the handle point without performing precise point tracking. It is not viable to directly adopt $F_r(t_i^1)$ since there is no assurance that p_i will be precisely moved to t_i^1 within the limited number of steps. Therefore, we introduce the concept of adaptive template features to record the feature values of the handle point based on the quality of motion, i.e.,

$$F_{ema}^k = \lambda \cdot F_r(t_i^k) + (1 - \lambda) \cdot F_{ema}^{k-1}, \quad (1)$$

where $F_{ema}^0 = F_r(p_i)$, t_i^k is the assigned location for k -th motion ($t_i^0 = p_i$), and λ is an adaptive coefficient that reflects the quality of motion to some extent.

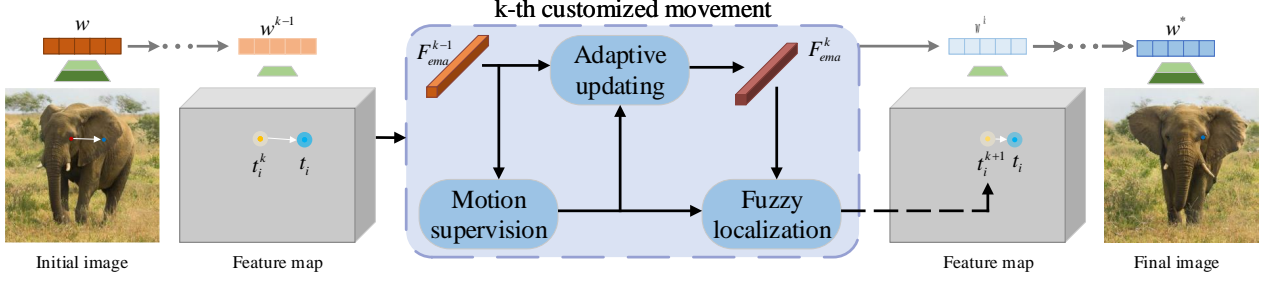


Figure 5. **The overview of the proposed FreeDrag.** The customized movement scheme provides deliberate control of the difficulty of each motion and the adaptive updating F_{ema}^k enables a smooth feature migration during the total movement. They together facilitate a stable point movement for reliable point-based image editing.

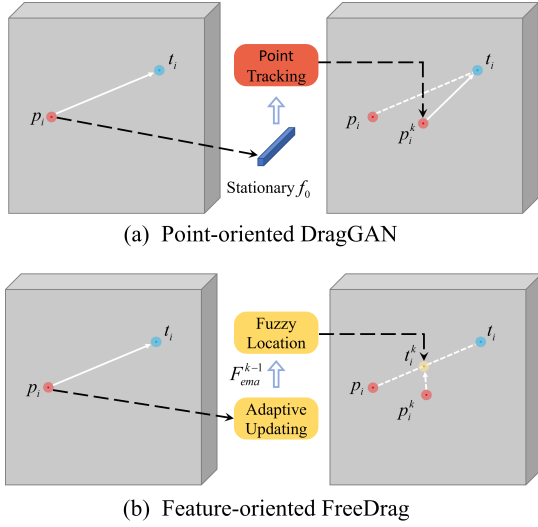


Figure 6. The comparison between point-oriented DragGAN and feature-oriented FreeDrag. The p_i^k denotes the location of the handle point at the beginning of k -th motion. The most difference between DragGAN and FreeDrag is that DragGAN demands the precise location of p_i^k while FreeDrag potentially encourages p_i^k to move to customized t_i^k by forcing $F_r(t_i^k)$ to approach F_{ema}^{k-1} .

The purpose of Eq. (1) is to determine the extent to update the recorded feature values F_{ema} according to the quality of each motion. Intuitively, if the handle point is successfully moved to t_i^k , we expect F_{ema}^k to inherit the values of $F_r(t_i^k)$. Otherwise, we expect F_{ema}^k to maintain the values of F_{ema}^{k-1} . This selective updating strategy improves the smoothness of F_{ema} , making it more resilient to significant content distortion and facilitating stable point movement. Denote the value of $\|F_{ema}^{k-1} - F_r(t_i^k)\|_1$ at the beginning/last optimization step (one sub-motion usually consists of multiple optimization steps) are L_{ini}^k and L_{end}^k , respectively, i.e.,

$$L_{ini}^k = \|F_{ema}^{k-1} - F_r^{ini}(t_i^k)\|_1, \quad (2)$$

$$L_{end}^k = \|F_{ema}^{k-1} - F_r^{end}(t_i^k)\|_1, \quad (3)$$

where $F_r^{ini}(t_i^k)$ and $F_r^{end}(t_i^k)$ denote the values of $F_r(t_i^k)$ at the beginning/last optimization step in k -th sub-motion. For the motion towards t_i^k , we denote the expectant value of L_{ini}^k as l , i.e.,

$$l = E[L_{ini}^k], \quad (4)$$

where $E[\cdot]$ denotes the expectation function.

A larger value of L_{ini}^k indicates a more difficult motion towards t_i^k , and a smaller value of L_{end}^k implies a higher quality of motion. Therefore, the adaptive coefficient λ in Eq. 1 is defined as:

$$\lambda = (1 + \exp(\alpha \cdot (L_{end}^k - \beta)))^{-1}, \quad (5)$$

where α and β are two positive constants, and $\exp(\cdot)$ is the exponential function. To prevent irreversible deviation during a single sub-motion, we impose a constraint on the maximum value of λ . Considering the following scenarios: (1) the well-optimized case where $L_{end}^k = 0.2 \cdot l$, and we set $\lambda = 0.5$; (2) the ill-optimized case where $L_{end}^k = 0.8 \cdot l$, we set $\lambda = 0.1$, we can obtain the following equations.

$$0.5 = (1 + \exp(\alpha \cdot (0.2 \cdot l - \beta)))^{-1}, \quad (6)$$

$$0.1 = (1 + \exp(\alpha \cdot (0.8 \cdot l - \beta)))^{-1}. \quad (7)$$

Thus, $\alpha = \ln(9)/(0.6 \cdot l)$ and $\beta = 0.2 \cdot l$ can be derived from the above equations.

4.2. Fuzzy Localization via Line Search

Given F_{ema}^k , which records the features of handle point after k -th sub-motion towards t_i^k , the motion supervision in the subsequent $(k+1)$ -th sub-motion towards t_i^{k+1} is formulated as follows:

$$\mathcal{L}_{motion} = \|F_{ema}^k - F_r(t_i^{k+1})\|_1. \quad (8)$$

To find a suitable t_i^{k+1} for smooth feature migration in Eq. 8, we perform localization based on both the motion distance and feature difference, i.e.,

$$t_i^{k+1} = S(t_i^k, t_i, F_{ema}^k, d, l), \quad (9)$$

where $S(\cdot)$ is the localization function, t_i^{k+1} is the located position, t_i is the location of the final target point, d controls the maximum distance between t_i^{k+1} and the last location t_i^k , i.e., $\|t_i^{k+1} - t_i^k\|_2 \leq d$, and l is the expectant value of feature difference at the beginning of each motion (see Eq. 4). To eliminate ambiguous localization caused by similar points, $S(\cdot)$ performs line search, i.e, the search range is from t_i^k to $t_i^k + d \cdot \frac{t_i - t_i^k}{\|t_i - t_i^k\|_2}$. In addition, to satisfy Eq. 4, the searched t_i^{k+1} is forced to own the smallest $\| \|F_r(t_i^{k+1}) - F_{ema}^k\|_1 - l\|_1$ in the decile points of the search range.

Furthermore, to deal with the coupling movement under multiple points, we incorporate a fallback mechanism. The entire localization scheme can be expressed as follows:

$$t_i^{k+1} = \begin{cases} S(t_i^k, t_i, F_{ema}^k, d, l), & \text{if } L_{end}^k \leq 0.5 \cdot l \\ t_i^k, & \text{elif } L_{end}^k \leq L_{ini}^k \\ S(t_i^k - d \cdot \frac{t_i - t_i^k}{\|t_i - t_i^k\|_2}, t_i, F_{ema}^k, 2d, 0), & \text{otherwise} \end{cases} \quad (10)$$

In the exceptional case where $L_{end}^k > L_{ini}^k$, we set $l = 0$ to immediately locate the point and ensure the seamless inheritance of the features F_{ema}^k .

Unlike DragGAN, which relies on precise point tracking for each motion to determine the exact location of the handle point, the localization strategy described in Eq. 10 is more flexible and fuzzy. It aims to bring the located point close to the handle point by ensuring a limited feature difference with the adaptive template feature F_{ema} . This approach provides a suitable gradient for each sub-motion and reduces the dependence on precise point tracking. By breaking down the overall movement towards the final location t_i into multiple sub-motions towards customized locations t_i^k , we can control the difficulty of each sub-motion and gradually approach the target location t_i .

4.3. Termination Signal

For each customized sub-motion in Eq. 8, the maximum optimization step is set as 5. To enhance efficiency, for each movement, we pause the optimization process if the value of Eq. 8 for all handle points falls below $0.5 \cdot l$. The final termination signal is determined by calculating the remaining distance $\|t_i^k - t_i\|_2$. Furthermore, for each handle point, if the motion terminates, we assign its feature to F_{ema} to ensure it remains stationary.

4.4. Directional Editing

Given a binary mask assigned by users, the mask loss is defined as:

$$\mathcal{L}_{mask} = \| (F_0 - F_r(t_i^k)) \odot (1 - M) \|_1, \quad (11)$$

where F_0 denotes the initial feature of local patch on p_i and \odot is the element-wise multiplication.

5. Experiments

We evaluate the proposed FreeDrag in various images generated by StyleGAN2. It is observed that the difficulty of point manipulation varies in different models. Thus we set different hyperparameters for specific generative models. Generally, for precise editing areas such as the human face, smaller values of d and l are suggested, and vice versa. All optimization processes are performed on the feature map with a resolution of 128×128 and we adopt the Adam [11] optimizer with a learning rate of 0.002.

As depicted in Fig. 7, the proposed FreeDrag successfully avoids the abnormal disappearance of handle point (e.g., the vanished eyes, glasses, mouth, and vehicle wheel in examples (1)-(4)), while preserving the structural integrity (e.g., avoiding the distortion of animal legs and building’s roof in examples (5)-(7)), showcasing its superiority in fine-detail editing. Moreover, FreeDrag exhibits robustness in handling similar points and drastic content distortions, resulting in stable and precise point movement, as demonstrated in examples (8)-(10). Additionally, FreeDrag effectively mitigates the potential misguidance during optimization steps, leading to more natural and coherent editing results, as observed in examples (11)-(12) in Fig. 7.

6. Discussion

Although our method enables achieving remarkable image editing results, one may challenge that the current pipeline based on generative adversarial networks may still be inevitably limited by GANs’ capacity. Fortunately, our proposed FreeDrag framework is not limited to GAN-based methods. In theory, as inspired from [22], if we replace the generative model with a diffusion model [19] and optimize the diffusion latent instead of the latent code, we can still efficiently and robustly perform interactive point-based image editing using the proposed adaptive template features mechanism and fuzzy localization technique with line search. We will explore these possibilities in future versions.

7. Conclusion

In this study, we propose FreeDrag, an interactive point-based image editing framework that elaborately eliminates the laborious need for unstable point tracking. By incorporating fuzzy localization equipped with line search, FreeDrag decomposes the total movement into numerous sub-motions customized from both movement distance and variation degree, facilitating a more stable point movement. Meanwhile, the concept of adaptive template features is introduced to selectively update the values of recorded features, which enables a better immunity against point missing. Extensive experiments demonstrate the superiority and stability of FreeDrag in dealing with drastic content change




Figure 7. More comparison examples between DragGAN [14] and FreeDrag.

and similar structures, marking a significant advancement in the field of flexible and precise image editing.

References

- [1] Rameen Abdal, Yipeng Qin, and Peter Wonka. Image2stylegan: How to embed images into the stylegan latent space? In *Proceedings of the IEEE/CVF international conference on computer vision*, pages 4432–4441, 2019.
- [2] Rameen Abdal, Peihao Zhu, Niloy J Mitra, and Peter Wonka. Styleflow: Attribute-conditioned exploration of stylegan-generated images using conditional continuous normalizing flows. *ACM Transactions on Graphics (ToG)*, 40(3):1–21, 2021.
- [3] Yu Deng, Jiaolong Yang, Dong Chen, Fang Wen, and Xin Tong. Disentangled and controllable face image generation via 3d imitative-contrastive learning. In *Proceedings of the IEEE/CVF conference on computer vision and pattern recognition*, pages 5154–5163, 2020.
- [4] Yuki Endo. User-controllable latent transformer for stylegan image layout editing. In *Computer Graphics Forum*, volume 41, pages 395–406. Wiley Online Library, 2022.
- [5] Partha Ghosh, Pravir Singh Gupta, Roy Uziel, Anurag Ranjan, Michael J Black, and Timo Bolkart. Gif: Generative interpretable faces. In *2020 International Conference on 3D Vision (3DV)*, pages 868–878. IEEE, 2020.
- [6] Amir Hertz, Ron Mokady, Jay Tenenbaum, Kfir Aberman,

- Yael Pritch, and Daniel Cohen-Or. Prompt-to-prompt image editing with cross attention control. *arXiv preprint arXiv:2208.01626*, 2022.
- [7] Phillip Isola, Jun-Yan Zhu, Tinghui Zhou, and Alexei A Efros. Image-to-image translation with conditional adversarial networks. In *Proceedings of the IEEE conference on computer vision and pattern recognition*, pages 1125–1134, 2017.
- [8] Tero Karras, Samuli Laine, and Timo Aila. A style-based generator architecture for generative adversarial networks. In *Proceedings of the IEEE/CVF conference on computer vision and pattern recognition*, pages 4401–4410, 2019.
- [9] Tero Karras, Samuli Laine, Miika Aittala, Janne Hellsten, Jaakko Lehtinen, and Timo Aila. Analyzing and improving the image quality of stylegan. In *Proceedings of the IEEE/CVF conference on computer vision and pattern recognition*, pages 8110–8119, 2020.
- [10] Bahjat Kawar, Shiran Zada, Oran Lang, Omer Tov, Huiwen Chang, Tali Dekel, Inbar Mosseri, and Michal Irani. Imagic: Text-based real image editing with diffusion models. In *Proceedings of the IEEE/CVF Conference on Computer Vision and Pattern Recognition*, pages 6007–6017, 2023.
- [11] Diederik P Kingma and Jimmy Ba. Adam: A method for stochastic optimization. *arXiv preprint arXiv:1412.6980*, 2014.
- [12] Huan Ling, Karsten Kreis, Daiqing Li, Seung Wook Kim, Antonio Torralba, and Sanja Fidler. Editgan: High-precision semantic image editing. *Advances in Neural Information Processing Systems*, 34:16331–16345, 2021.
- [13] Ron Mokady, Amir Hertz, Kfir Aberman, Yael Pritch, and Daniel Cohen-Or. Null-text inversion for editing real images using guided diffusion models. In *Proceedings of the IEEE/CVF Conference on Computer Vision and Pattern Recognition*, pages 6038–6047, 2023.
- [14] Xingang Pan, Ayush Tewari, Thomas Leimkühler, Lingjie Liu, Abhimitra Meka, and Christian Theobalt. Drag your GAN: Interactive point-based manipulation on the generative image manifold. *arXiv preprint arXiv:2305.10973*, 2023.
- [15] Taesung Park, Ming-Yu Liu, Ting-Chun Wang, and Jun-Yan Zhu. Semantic image synthesis with spatially-adaptive normalization. In *Proceedings of the IEEE/CVF conference on computer vision and pattern recognition*, pages 2337–2346, 2019.
- [16] Gaurav Parmar, Krishna Kumar Singh, Richard Zhang, Yijun Li, Jingwan Lu, and Jun-Yan Zhu. Zero-shot image-to-image translation. *arXiv preprint arXiv:2302.03027*, 2023.
- [17] Aditya Ramesh, Prafulla Dhariwal, Alex Nichol, Casey Chu, and Mark Chen. Hierarchical text-conditional image generation with clip latents. *arXiv preprint arXiv:2204.06125*, 2022.
- [18] Daniel Roich, Ron Mokady, Amit H Bermano, and Daniel Cohen-Or. Pivotal tuning for latent-based editing of real images. *ACM Transactions on graphics (TOG)*, 42(1):1–13, 2022.
- [19] Robin Rombach, Andreas Blattmann, Dominik Lorenz, Patrick Esser, and Björn Ommer. High-resolution image synthesis with latent diffusion models. In *Proceedings of the IEEE/CVF conference on computer vision and pattern recognition*, pages 10684–10695, 2022.
- [20] Chitwan Saharia, William Chan, Saurabh Saxena, Lala Li, Jay Whang, Emily L Denton, Kamyar Ghasemipour, Raphael Gontijo Lopes, Burcu Karagol Ayan, Tim Salimans, et al. Photorealistic text-to-image diffusion models with deep language understanding. *Advances in Neural Information Processing Systems*, 35:36479–36494, 2022.
- [21] Yujun Shen, Jinjin Gu, Xiaoou Tang, and Bolei Zhou. Interpreting the latent space of gans for semantic face editing. In *Proceedings of the IEEE/CVF conference on computer vision and pattern recognition*, pages 9243–9252, 2020.
- [22] Yujun Shi, Chuhui Xue, Jiachun Pan, Wenqing Zhang, Vincent YF Tan, and Song Bai. Dragdiffusion: Harnessing diffusion models for interactive point-based image editing. *arXiv preprint arXiv:2306.14435*, 2023.
- [23] Ayush Tewari, Mohamed Elgharib, Gaurav Bharaj, Florian Bernard, Hans-Peter Seidel, Patrick Pérez, Michael Zollhofer, and Christian Theobalt. Stylerig: Rigging stylegan for 3d control over portrait images. In *Proceedings of the IEEE/CVF Conference on Computer Vision and Pattern Recognition*, pages 6142–6151, 2020.