

Is ChatGPT a Good Personality Recognizer? A Preliminary Study

Yu Ji^{a,b}, Wen Wu^{b,c,*}, Hong Zheng^d, Yi Hu^c, Xi Chen^c, Liang He^{a,b}

^a*Institute of AI Education, East China Normal University, Shanghai, China*

^b*School of Computer Science and Technology, East China Normal University, Shanghai, China*

^c*Shanghai Key Laboratory of Mental Health and Psychological Crisis Intervention, School of Psychology and Cognitive Science, East China Normal University, Shanghai, China*

^d*Shanghai Changning Mental Health Center, Shanghai, China*

Abstract

In recent years, personality has been regarded as a valuable personal factor being incorporated into numerous tasks such as sentiment analysis and product recommendation. This has led to widespread attention to text-based personality recognition task, which aims to identify an individual’s personality based on given text. Considering that ChatGPT has recently exhibited remarkable abilities on various natural language processing tasks, we provide a preliminary evaluation of ChatGPT on text-based personality recognition task for generating effective personality data. Concretely, we employ a variety of prompting strategies to explore ChatGPT’s ability in recognizing personality from given text, especially the level-oriented prompting strategy we designed for guiding ChatGPT in analyzing given text at a specified level. We compare the performance of ChatGPT on two representative real-world datasets with traditional neural network, fine-tuned RoBERTa, and corresponding state-of-the-art task-specific model. The experimental results show that ChatGPT with zero-shot chain-of-thought prompting exhibits impressive personality recognition ability. Triggered by zero-shot chain-of-thought prompting, ChatGPT outperforms fine-tuned RoBERTa on the two datasets and is capable to provide natural language explanations through text-based logical reasoning. Furthermore, relative to zero-shot chain-of-thought prompting, zero-shot level-oriented chain-of-thought prompting en-

*Corresponding author

hances the personality prediction ability of ChatGPT and reduces the performance gap between ChatGPT and corresponding state-of-the-art task-specific model. Besides, we also conduct experiments to observe the fairness of ChatGPT when identifying personality and discover that ChatGPT shows unfairness to some sensitive demographic attributes such as gender and age.

Keywords: ChatGPT, Personality Recognition, Chain-of-Thought Prompt Strategy, Level-Oriented Prompt Strategy, Natural Language Explanation, Unfairness

1. Introduction

As one of the basic individual characteristics, personality describes the relatively stable pattern of individual w.r.t. her/his behavior, thought, and emotion [9]. In recent years, an increasing number of researchers have considered personality as a valuable factor and incorporated it into various tasks (e.g., machine translation [38, 49], product recommendation [32, 35], sentiment analysis [28], and mental health analysis [17]), resulting in significant performance improvements. In order to automatically obtain large-scale user personality, text-based personality recognition task is designed to infer user personality based on given user-generated text [27, 67, 68]. With the rapid developments of pre-trained Large Language Models (LLMs) (e.g., BERT [23], RoBERTa [31], and GPT-3 [4], PaLM [40], and LLaMA [58]), a large number of LLMs-based methods have been proposed for text-based personality detection and have achieved remarkable performance [16, 21].

More recently, ChatGPT has attracted a considerable amount of attention with its impressive general language processing ability [48], sparking exploration into its capability boundaries [54, 60]. Several works have provided a preliminary evaluation of ChatGPT on various common tasks such as machine translation [20], product recommendation [30], sentiment analysis [60], and mental health analysis [63]. Therefore, in this work, we are interested in evaluating the performance of ChatGPT on text-based personality recognition task for generating effective personality data. We also would like to see whether eliciting the personality recognition ability of ChatGPT contributes to improving its performance on other tasks. Concretely, we raise the following Research Questions (**RQs**):

RQ1: How do different prompting strategies affect ChatGPT’s ability to identify personality?

RQ2: How unfair is ChatGPT when serving as a personality recognizer on various sensitive demographic attributes?

RQ3: Does the personality inferred by ChatGPT help improve its performance on other downstream tasks?

To answer these research questions, we conduct experiments on two representative text-based personality recognition datasets (i.e., Essays and PAN) to compare the performance of ChatGPT, traditional neural network (e.g., Recurrent Neural Network (RNN)), fine-tuned RoBERTa, and corresponding State-Of-The-Art (SOTA) model. Specifically, we adopt three classic prompting strategies to elicit the personality recognition ability of ChatGPT, including zero-shot prompting, one-shot prompting, zero-shot Chain-of-Thought (CoT) prompting, and zero-shot level-oriented CoT prompting. Furthermore, considering that researchers typically analyze texts at different levels (e.g., word level, sentence level, and document level) to obtain more valuable text information [7, 24], we design zero-shot level-oriented CoT prompting based on zero-shot CoT prompting to guide ChatGPT in analyzing given text at a specified level, thereby gaining a more targeted understanding of the corresponding person’s personality. According to the experimental results, our findings can be summarized as follows:

(1) Among the three classic prompting strategies, zero-shot CoT prompting can better elicit ChatGPT’s ability to predict personality based on given text, resulting in its optimal overall performance on the two datasets, although there is still a certain gap in performance compared to the SOTA model. Additionally, ChatGPT with zero-shot CoT prompting could generate more natural language explanations by text-based logical reasoning, enhancing the interpretability of the prediction results. Furthermore, with the assistance of zero-shot level-oriented CoT prompting, ChatGPT could perform more targeted text analysis, enabling it to complete more precise personality prediction.

(2) ChatGPT exhibits unfairness to some sensitive demographic attributes on text-based personality recognition task. Based on ChatGPT’s analysis, the woman group is more likely to have high levels of Openness, Conscientiousness, and Agreeableness when compared to the man group. Besides, relative to the younger group, the elderly group has a higher likelihood to have low Openness.

(3) The personality inferred by ChatGPT could enhance its performance on sentiment classification task and stress prediction task, which may provide new insights for other personality-related tasks (e.g., machine translation,

Table 1: Individual propensities under different personality traits and levels

Personality Trait	Level	Propensities
Openness	High	Creative, Open-minded
	Low	Reflective, Conventional
Conscientiousness	High	Disciplined, Prudent
	Low	Careless, Impulsive
Extraversion	High	Sociable, Talkative
	Low	Reserved, Shy
Agreeableness	High	Trusting, Cooperative
	Low	Aggressive, Cold
Neuroticism	High	Worry, Sensitivity
	Low	Secure, Confident

and product recommendation).

In the following sections, we first introduce related work regarding personality recognition in Section 2. After that, we present the details of our experimental design and analyze the experimental results in Section 3. Finally, we conclude the paper and indicate some future directions in Section 4.

2. Background and Related Work

Big-Five Factor (BFF) model and Myers-Briggs Type Indicator (MBTI) are two most popular personality assessment models. To be specific, BFF model describes personality based on five traits: Openness (O), Conscientiousness (C), Extraversion (E), Agreeableness (A), and Neuroticism (N) [10]. Table 1 shows the propensities of individuals under different personality traits and levels. On the contrary, MBTI describes personality according to four dimensions, including Extraversion/Introversion, Sensing/Intuition, Thinking/Feeling, and Judging/Perceiving [46]. Compared to BFF model, MBTI still faces controversy within the academic community [3, 47]. Hence, we adopt BFF model to describe individuals' personalities in this paper.

In recent years, an increasing number of researchers regarded Big-Five personality as a valuable personal factor and incorporated it into their models, resulting in significant performance improvements [1, 61]. For example,

Wu et al. [61] adopted users’ Big-Five personalities to personalize the recommendation diversity being tailored to the users’ diversity needs. Ban et al. [1] utilized learners’ Big-Five personalities to model the individual differences for better predicting the learners’ knowledge level. This has sparked researchers’ interest in efficiently acquiring Big-Five personalities.

The conventional approach to identify an individual’s Big-Five personality is via personality questionnaires such as 60-item NEO-FFI questionnaire [8]. These personality questionnaires are typically carefully designed by psychology experts and require individuals to rate their behaviors using Likert scales, which is time-consuming and labor-intensive [13, 57]. In order to apply personality on a large scale across various domains (e.g., machine translation [38, 49], product recommendation [32, 35], sentiment analysis [28], and mental health analysis [17]), researchers attempted to implicitly obtain Big-Five personality from various User-Generated Content (UGC), including text [16, 21, 27, 67, 68], handwriting [11, 12, 18], speech [45, 52], and electroencephalography (EEG) [2, 26]. Due to substantial evidence from psychological research demonstrating the correlation between user-generated text and users’ Big-Five personalities [41, 15], researchers have extensively explored user-generated text for personality identification. However, the existing methods normally regarded text-based personality recognition task as a special case of text classification. Most of them utilized machine learning algorithms to build personality recognizers with text features such as LIWC [42, 56] and SPLICE [39, 55]. Furthermore, with the rapid development of deep learning, more and more methods using deep neural networks are proposed to solve text-based personality recognition task as deep neural networks could extract high-order text features from user-generated text automatically [34]. For example, Majumder et al. [34] designed a deep convolutional neural network with Word2Vec embeddings [37] for personality detection. Xue et al. [62] presented a two-level hierarchical neural network to learn the deep semantic representations of users’ posts for recognizing the user’s Big-Five personalities. Lynn et al. [33] utilized message-level attention to learn the relative weight of users’ posts for assessing the user’s Big-Five personalities. Zhu et al. [67] learned post embeddings from graph self-supervised contrastive learning for personality detection. Zhu et al. [68] proposed a lexical psycholinguistic knowledge-guided graph neural model to enrich the semantics of users’ posts with the personality lexicons. Recently, the remarkable performance enhancements achieved by LLMs in numerous Nature Language Processing (NLP) tasks [53, 29, 59] have prompted re-

searchers to explore the utilization of LLMs in personality prediction task [16, 21]. For example, Mehta et al. [36] performed extensive experiments with BERT to arrive at the optimal configuration for personality detection. Ren et al. [51] leveraged BERT to generate sentence-level embedding for personality recognition, while a sentiment dictionary is used for text sentiment analysis in order to consider sentiment information in the process of personality prediction.

Lately, the release of ChatGPT has drawn increasingly great attention due to the incredible general language processing ability of ChatGPT. Therefore, more and more researchers attempted to explore the capability boundaries of ChatGPT and evaluate it on various tasks, including machine translation [20], product recommendation [30], sentiment analysis [60], mental health analysis [63], and so on. Hence, in this work, we are interested in exploring the personality recognition ability of ChatGPT through rigorous and comprehensive evaluation for obtaining effective personality data.

3. Experiments

3.1. Datasets

We adopt two well-known publicly available datasets in our experiments for text-based Big-Five personality recognition task:

(1) **Essays** [43]: This stream-of-consciousness dataset consists of 2,467 essays written by psychology students, and the Big-Five personality levels (i.e., low and high levels) of the students were acquired through standardized self-report questionnaire.

(2) **PAN**¹: This dataset comes from the PAN2015 data science competition, which consists of four language sub-datasets (i.e., Dutch, English, Italian, and Spanish). In this work, we choose the English sub-dataset, which contains 294 users' tweets and their Big-Five personality scores. The Big-Five personality scores of the users were obtained by BFI-10 questionnaire [50]. Besides, similar to [6], for each of the five personality traits, we adopt the corresponding mean value to convert personality scores into two personality levels (i.e., low and high levels). To be specific, personality score below the mean value is converted into the low level, while personality score equal to or above the mean value is converted into the high level.

¹<https://pan.webis.de/clef15/pan15-web/author-profiling.html>

Table 2: Statistics of Essays and PAN datasets

Dataset	Trait	Training		Validation		Testing	
		Low	High	Low	High	Low	High
Essays	O	1,007	966	138	108	126	122
	C	998	975	125	121	130	118
	E	1,003	970	130	116	143	105
	A	1,061	912	125	121	124	124
	N	988	985	128	118	127	121
PAN	O	120	115	16	13	16	14
	C	125	110	15	14	16	14
	E	120	115	19	10	17	13
	A	119	116	21	8	18	12
	N	129	106	15	14	20	10

Similar to [68], we randomly split Essays and PAN datasets into training, validation, and testing sets in the proportion of 8:1:1. The statistics of the two datasets are summarized in Table 2. It can be observed that the two datasets maintain class balance across five personality traits. Therefore, we use *Accuracy* (the higher the better) [14] as the evaluation metric, which is used to measure the performance of personality classification.

3.2. Prompting Strategies

We employ three classic prompting strategies to explore the personality recognition ability of ChatGPT, including *zero-shot prompting*, *zero-shot CoT prompting*, and *one-shot prompting*. The reason for using one-shot prompting alone is that ChatGPT has a limitation on the length of input. Considering that the texts in both Essays and PAN datasets are normally long (i.e., the average lengths of text in Essays and PAN datasets are 749 and 1,405 respectively), we only provide one demonstration example in the input (i.e., one-shot prompting) without offering more demonstration examples (e.g., two-shot prompting). In addition, inspired by existing NLP research mining valuable text information at different levels (e.g., word level, sentence level, and document level) [7, 24], we design level-oriented prompting strategy to guide ChatGPT in analyzing text at a specified level. Concretely, we combine level-oriented prompting strategy with zero-shot CoT prompting to construct *zero-shot level-oriented CoT prompting*. The reason for constructing zero-shot level-oriented CoT prompting based on zero-shot

CoT prompting is that ChatGPT with zero-shot CoT prompting has better overall performance on the two datasets when compared to zero-shot prompting and one-shot prompting (see Section 3.5). Hence, we would like to see whether the level-oriented prompting strategy could further enhance the effectiveness of zero-shot CoT prompting. Note that, the four prompting strategies require ChatGPT to simultaneously output the person’s levels of five personality traits (i.e., O, C, E, A, and N) based on given text.

(1) Zero-Shot prompting

Analyze the person-generated text, determine the person’s levels of Openness, Conscientiousness, Extraversion, Agreeableness, and Neuroticism. Only return Low or High.

Text: “[Text]”

Level:

(2) Zero-Shot CoT prompting

Analyze the person-generated text, determine the person’s levels of Openness, Conscientiousness, Extraversion, Agreeableness, and Neuroticism. Only return Low or High.

Text: “[Text]”

Level: Let’s think step by step:

(3) One-Shot prompting

Analyze the person-generated text, determine the person’s levels of Openness, Conscientiousness, Extraversion, Agreeableness, and Neuroticism. Only return Low or High.

Text: “[Example Text]”

Level: [Openness Level of Example Text] Openness, [Conscientiousness Level of Example Text] Conscientiousness, [Extraversion Level of Example Text] Extraversion, [Agreeableness Level of Example Text] Agreeableness, [Neuroticism Level of Example Text] Neuroticism

Text: “[Text]”

Level:

Note that, to minimize the variance resulting from the sampling of demonstration examples, we randomly select three demonstration examples for conducting experiments and reporting the average performance.

(4) Zero-Shot Level-Oriented CoT prompting

We modify zero-shot CoT prompting as follow to construct zero-shot level-oriented CoT prompting, while [Specified Level] can be set as word level, sentence level, or document level.

Analyze the person-generated text from [Specified Level], determine the person’s levels of Openness, Conscientiousness, Extraversion, Agreeableness, and Neuroticism. Only return Low or High.

Text: “[Text]”

Level: Let’s think step by step:

3.3. Baselines

Based on our literature research, we choose the following representative models:

(1) **RNN** [64]: uses RNN to generate text representation for recognizing Big-Five personality. In addition, the pre-trained GloVe model [44] is used to initialize the word embeddings.

(2) **RoBERTa** [19]: fine-tunes pre-trained RoBERTa-Base model and utilizes the representation of [CLS] with a linear layer for personality classification.

(3) **HPMN (BERT)** [68]: is the SOTA personality prediction model, which uses the personality lexicons to incorporate relevant external knowledge for enhancing the semantic meaning of the person-generated text. Its performance on Essays and PAN datasets is quoted from the original paper.

3.4. Implementation Details

For the usage of ChatGPT, we adopt the representative version of ChatGPT (i.e., gpt-3.5-turbo). In addition, we set the temperature to 0 for producing more deterministic and focused responses. For RNN and RoBERTa, we set each text has no more than 512 words (padding when text length is less than 512, truncation when text length is greater than 512). Besides, for RNN, the dimension of hidden state, the batch size, and the learning rate are set to 128, 32, and 1e-3 respectively. While for RoBERTa, the batch size and the learning rate are set to 32 and 5e-5 respectively.

3.5. Overall Performance (RQ1)

Considering that ChatGPT may refuse personality recognition due to some reasons², we adopt *Majority* approach to obtain the prediction results when encountering such rare situations. Specifically, for each personality

²One unexpected response of ChatGPT: “Unfortunately, there is not enough information in the provided text to accurately determine the person’s levels of Openness, Conscientiousness, Extraversion, Agreeableness, and Neuroticism.”.

Table 3: The experimental results in terms of classification accuracy on Essays dataset. The boldface indicates the best model results of Essays dataset, and the underline indicates the second best model result of Essays dataset. SOTA stands for HPMN (BERT)

Model	O	C	E	A	N	Average
RNN	57.3%	52.8%	45.2%	45.2%	50.8%	50.3%
RoBERTa	64.9%	52.8%	51.2%	58.1%	59.7%	57.3%
SOTA	81.8%	79.6%	81.1%	80.7%	81.7%	80.9%
ChatGPT _{ZS}	60.9%	56.0%	50.8%	58.9%	60.5%	57.4%
ChatGPT _{CoT}	65.7%	53.2%	49.2%	<u>60.9%</u>	60.1%	57.8%
ChatGPT _{OS}	58.4%	54.5%	<u>59.0%</u>	58.8%	60.5%	58.2%
ChatGPT _{CoT_W}	59.3%	<u>56.5%</u>	50.4%	58.9%	<u>61.3%</u>	57.3%
ChatGPT _{CoT_S}	62.1%	55.2%	51.6%	59.3%	58.9%	57.4%
ChatGPT _{CoT_D}	64.1%	<u>56.5%</u>	51.2%	59.7%	60.1%	<u>58.3%</u>

trait, we regard the majority personality level in training set as the personality level of each sample in testing set. The experimental results on Essays and PAN datasets are shown in Table 3 and Table 4. Concretely, ChatGPT_{ZS}, ChatGPT_{CoT}, and ChatGPT_{OS} represent ChatGPT with zero-shot prompting, zero-shot CoT prompting, and one-shot prompting. In addition, ChatGPT_{CoT_W}, ChatGPT_{CoT_S}, and ChatGPT_{CoT_D} denotes ChatGPT with zero-shot level-oriented CoT prompting, while [Specified Level] is set to word level, sentence level, and document level respectively.

Results of zero-shot prompting. As shown in Table 3 and Table 4, ChatGPT_{ZS} has better performance than the traditional neural network RNN on both Essays and PAN datasets. For example, relative to RNN, ChatGPT_{ZS} increases its average classification accuracy from 50.3% to 57.4% on PAN dataset. Furthermore, ChatGPT_{ZS} not only performs comparably to RoBERTa on Essays dataset (e.g., 57.4% vs. 57.3% in terms of average classification accuracy) but also outperforms RoBERTa on PAN dataset (e.g., 57.3% vs. 55.3% w.r.t. average classification accuracy). Therefore, ChatGPT_{ZS} exhibits incredible text-based personality recognition ability under zero-shot setting. Since the SOTA model is a task-specific fully-supervised model with complex architecture for personality recognition task, the performance of ChatGPT_{ZS} falls far behind that of the SOTA model on the two datasets (e.g., 57.3% vs. 67.5% w.r.t. average classification accuracy on PAN dataset). However, another interesting observation is that compared with Essays dataset (i.e., the relatively large-scale dataset), ChatGPT_{ZS}

Table 4: The experimental results in terms of classification accuracy on PAN dataset. The boldface indicates the best model results of PAN dataset, and the underline indicates the second best model result of PAN dataset. SOTA stands for HPMN (BERT)

Model	O	C	E	A	N	Average
RNN	43.3%	<u>60.0%</u>	33.3%	43.3%	56.7%	47.3%
RoBERTa	<u>63.3%</u>	<u>53.3%</u>	53.3%	40.0%	<u>66.7%</u>	55.3%
SOTA	66.8%	64.6%	68.8%	66.3%	71.3%	67.5%
ChatGPT _{ZS}	50.0%	50.0%	66.7%	70.0%	50.0%	57.3%
ChatGPT _{CoT}	60.0%	50.0%	<u>70.0%</u>	<u>66.7%</u>	56.7%	60.7%
ChatGPT _{OS}	46.7%	42.2%	54.4%	<u>57.8%</u>	45.6%	49.3%
ChatGPT _{CoT-W}	<u>63.3%</u>	<u>53.3%</u>	66.7%	63.3%	56.7%	60.7%
ChatGPT _{CoT-S}	60.0%	56.7%	73.3%	70.0%	53.3%	<u>62.7%</u>
ChatGPT _{CoT-D}	<u>63.3%</u>	46.7%	<u>70.0%</u>	<u>66.7%</u>	50.0%	<u>59.3%</u>

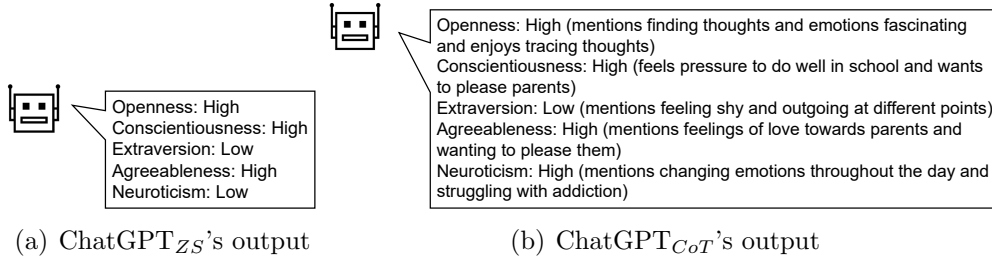


Figure 1: Examples of ChatGPT_{ZS}'s output and ChatGPT_{CoT}'s output.

shows a relatively smaller performance gap with the SOTA model on PAN dataset (i.e., the relatively small-scale dataset). For example, the performance gap w.r.t. average classification accuracy between ChatGPT_{ZS} and the SOTA model on Essays and PAN datasets are 23.5% and 10.2% respectively. Furthermore, ChatGPT_{ZS} even surpasses the SOTA model when predicting personality trait *A* on PAN dataset (i.e., 70.0% vs. 66.3%). The possible reason is that PAN dataset provides relatively fewer training data for the fully-supervised SOTA model, preventing it from fully learning the differences in personality levels. In contrast, ChatGPT_{ZS} does not require training data and relies solely on its existing knowledge under zero-shot setting.

Results of zero-shot CoT prompting. Table 3 and Table 4 reveal that zero-shot CoT prompting could effectively enhance ChatGPT's abil-

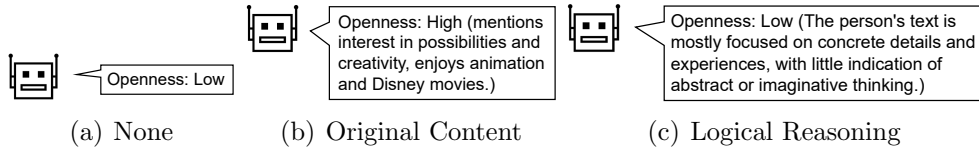


Figure 2: Examples of three types of explanations generated by ChatGPT_{CoT} for recognizing personality trait *O*.

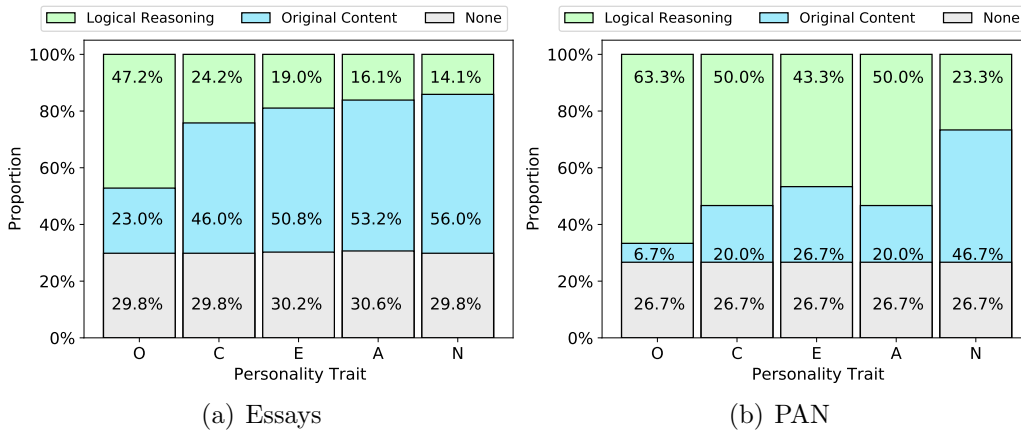


Figure 3: Distribution of three types of explanations on different datasets and personality traits.

ity on text-based personality recognition task. For example, ChatGPT_{CoT} increases its average classification accuracy from 57.3% to 60.7% on PAN dataset when compared with ChatGPT_{ZS}. As for reason, with the help of zero-shot CoT prompting, ChatGPT_{CoT} can perform more complex logical reasoning, so as to accurately complete the personality prediction task. Besides, ChatGPT_{ZS} only provides final prediction results (see Figure 1(a)), while ChatGPT_{CoT} could provide additional nature language explanations for its prediction results in most cases (see Figure 1(b)). The natural language explanations generated by ChatGPT_{CoT} not only enhance users' trust in the prediction results but also enables developers to obtain a better understanding of the knowledge deficiencies in ChatGPT. To gain a deep insight into the natural language explanations generated by ChatGPT_{CoT}, we categorize the nature language explanations into three types: (1) *None*: no explanation or refuse personality recognition; (2) *Original Content*: only the original text is provided as explanation; (3) *Logical Reasoning*: logical rea-

soning based on the original text. Figure 2 shows the examples of three types of explanations for the prediction of personality trait O , and Figure 3 illustrates the distribution of three types of explanations on different datasets and personality traits. As depicted in Figure 3, on both Essays and PAN datasets, ChatGPT_{CoT} provides more explanations of the logical reasoning type for the prediction of personality trait O , while offering more explanations of the original content type when identifying personality trait N . With regard to possible reason, personality trait O reflects whether a person is creative/open-minded (with high level) or reflective/conventional (with low level) [10], which may not be directly presented in the text. Hence, the prediction of personality trait O requires ChatGPT to engage in more logical reasoning for a deeper analysis of given text. For example, as shown in Figure 2(c), based on given text, ChatGPT_{CoT} infers that *the person’s text is mostly focused on concrete details and experiences, with little indication of abstract or imaginative thinking*. Therefore, ChatGPT_{CoT} predicts that the person has low O . On the contrary, personality trait N reflects whether a person is emotionally stable (with low level) or emotionally unstable (with high level) [10]. Since individuals normally directly express their negative emotions (e.g., anxiety) in their text, it is relatively easier for ChatGPT_{CoT} to predict personality trait N based on the original text without logical reasoning. For example, one of the original content type of explanation generated by ChatGPT_{CoT} for predicting personality trait N is *mentions feeling stressed, tense, and worried about health problems and homework overload*. Furthermore, as demonstrated in Figure 3, compared to Essays dataset, ChatGPT_{CoT} provides relatively more explanations of the logical reasoning type for personality recognition on PAN dataset. The possible reason is that Essays dataset consists of stream-of-consciousness essays written by psychology students under professional guidance, while PAN dataset is composed of tweets written freely by various internet users. Hence, compared to the text in Essays dataset, the text in PAN datasets generally contains relatively less valuable information, which increases the difficulty of text-based personality prediction on PAN dataset. Therefore, ChatGPT_{CoT} needs to perform more logical reasoning to accomplish personality recognition task accurately.

Results of one-shot prompting. From Table 3 and Table 4, it can be observed that by providing a demonstration example, ChatGPT’s performance has improved on Essays dataset but largely declined on PAN dataset. To be specific, ChatGPT_{OS} increases its average classification accuracy from 57.4% to 58.2% on Essays dataset when compared with ChatGPT_{ZS}. How-

ever, relative to ChatGPT_{ZS}, ChatGPT_{OS} decreases its average classification accuracy from 57.3% to 49.3% on PAN dataset. Regarding possible reasons, on the one hand, as mentioned above, the text in Essays dataset generally contains more valuable information when compared to PAN dataset. Hence, there is a higher probability of selecting samples containing more invalid information from PAN dataset than from the Essays dataset, thereby affecting ChatGPT_{OS}'s learning of the relationship between text and Big-Five personality on PAN dataset. On the other hand, the persons in the Essays dataset are all psychology students, while the persons in the PAN dataset are various internet users from different age groups. Hence, without the corresponding demographic attributes (e.g., age) provided, the demonstration example selected from the training set of PAN dataset may not assist ChatGPT_{OS} in predicting the personalities of certain groups. For instance, if the demonstration example is generated by a young person, the association between text and personality that ChatGPT_{OS} learns from this demonstration example may not be helpful in predicting the personality of an old person.

Results of zero-shot level-oriented prompting. Table 3 and Table 4 demonstrate that guiding ChatGPT_{CoT} to analyze given text from specified level could help ChatGPT in analyzing given text more targeted and completing personality prediction task precisely. To be specific, by guiding ChatGPT_{CoT.D} to analyze given text from document level, its performance on Essays dataset can rival the performance of ChatGPT_{OS} (58.3% vs. 58.2% w.r.t. average classification accuracy). Similarly, on PAN dataset, when ChatGPT_{CoT.S} is guided to analyze given text from sentence level, its average classification accuracy has been a notable improvement when compared to ChatGPT_{CoT}, rising from 57.3% to 62.7%. We believe the possible reason is that the text in Essays dataset was written within a limited time frame, making it more suitable for conducting overall analysis from document level. On the other hand, the text in PAN dataset is composed of tweets posted at different times. Hence, it is more appropriate to analyze given text in PAN dataset from sentence level, which is helpful to mine diverse individual information reflected in different tweets. This discovery not only helps optimize existing promptings for text analysis but also offers new insights into eliciting various abilities of LLMs in a fine-grained manner.

3.6. Fairness of ChatGPT on Personality Recognition (RQ2)

Considering that LLMs may be unfair to certain groups due to social bias in its large pre-training corpus [65], we further investigate the fairness

Table 5: The distribution of different demographic attributes in PAN dataset

Demographic Attribute	Distribution		[Corresponding Attribute]
Gender	Man	174 (50%)	a man
	Woman	174 (50%)	a woman
Age	18 to 24	114 (39%)	aged between 18 and 24
	25 to 34	118 (40%)	aged between 25 and 34
	35 to 49	42 (14%)	aged between 35 and 49
	≥ 50	20 (7%)	aged 50 or over

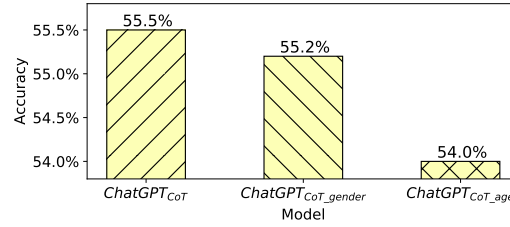


Figure 4: The experimental results in terms of average classification accuracy of ChatGPT_{CoT}, ChatGPT_{CoT_gender} and ChatGPT_{CoT_age}.

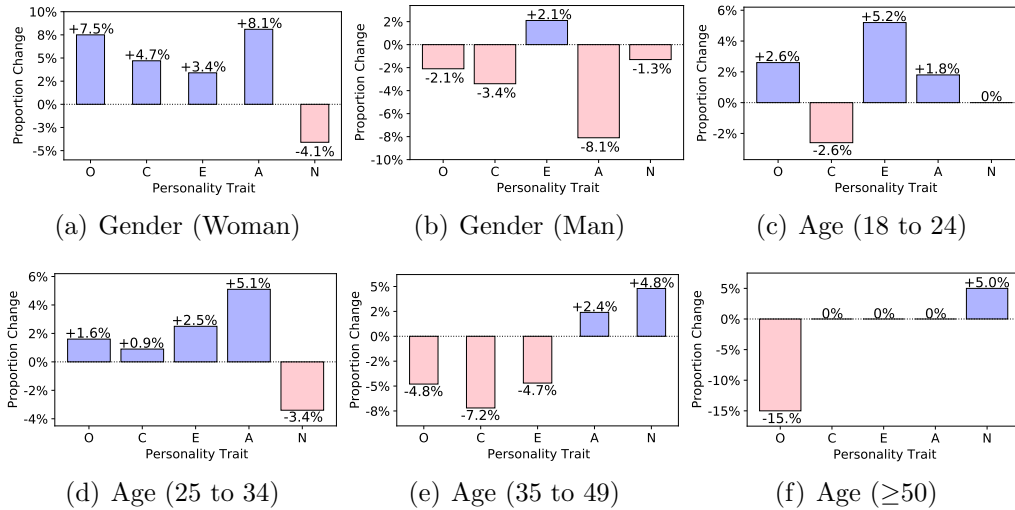


Figure 5: The changes of the proportion of high level in the prediction results of ChatGPT_{CoT} after incorporating specific demographic attribute. Purple indicates an increase in the proportion of high level, while pink indicates a decrease in the proportion of high level.

of ChatGPT on personality prediction task across different groups. To be specific, we adopt ChatGPT_{CoT} with different demographic attributes for personality prediction on PAN dataset, as PAN dataset provides various demographic attributes, including gender and age (see Table 5). Concretely, we modify zero-shot CoT prompting as follow by adding demographic attribute corresponding to given text. Please refer to Table 5 for the setting of [Corresponding Attribute]. Note that, ChatGPT_{CoT_gender} and ChatGPT_{CoT_age} denote ChatGPT_{CoT} with gender and age respectively.

Analyze the person-generated text, determine the person’s level of Openness, Conscientiousness, Extraversion, Agreeableness, and Neuroticism. Only return Low or High. Note that, the person is [Corresponding Attribute].

Text: “[Text]”

Level: Let’s think step by step:

It is apparent from Figure 4 that the incorporation of demographic attributes impairs the personality prediction ability of ChatGPT_{CoT} to some extent. For example, relative to ChatGPT_{CoT}, ChatGPT_{CoT_age} decreases its average accuracy from 55.5% to 54.0%. We speculate that this phenomenon may be due to ChatGPT’s biases towards certain groups. In order to better understand ChatGPT’s biases, we first calculate the proportion of low and high levels in the prediction results of ChatGPT_{CoT_gender}, ChatGPT_{CoT_age} and ChatGPT_{CoT} models for different groups, and then visualize the changes of the proportion of high level in the prediction results of ChatGPT_{CoT_gender} or ChatGPT_{CoT_age} relative to ChatGPT_{CoT} (see Figure 5). For example, as displayed in Figure 5(a), for 174 women in PAN dataset, the proportion of women with high O in the prediction results of ChatGPT_{CoT_gender} has increased by 7.5% when compared to ChatGPT_{CoT}. Based on Figure 5, the biases of ChatGPT towards certain groups can be summarized as follows:

- (1) Relative to the man group, the woman group is more likely to exhibit high levels of personality traits *O*, *C*, and *A*.
- (2) The older an individual is, the greater the likelihood of her/his personality traits *O* being low level.

However, these findings are not entirely consistent with existing research. For example, some studies suggest that the woman group is more likely to exhibit high levels of personality traits *A* and *N* compared to the man group, whereas gender differences in the other personality traits (i.e., *O*, *C*, and *E*) have been either inconsistent or of negligible magnitude [25]. Possible reasons for this could be that, on the one hand, ChatGPT’s biases are influenced by the biases of the annotators, which may not be representative. On the other

Table 6: Different models and promptings for sentiment classification task and stress prediction task

Model	Prompting
<i>Sentiment Classification Task</i>	
ChatGPT _{ZS}	Given this text, what is the sentiment conveyed? Is it positive or negative? Text: {sentence}
ChatGPT _{ZS_PR} ChatGPT _{ZS_PC}	Given this text, what is the sentiment conveyed? Is it positive or negative? Note that, the person who generated the text has Low/High Openness, Low/High Conscientiousness, Low/High Extraversion, Low/High Agreeableness, and Low/High Neuroticism. Text: {sentence}
<i>Stress Prediction Task</i>	
ChatGPT _{CoT_emo}	Post: “[Post]”. Consider the emotions expressed from this post to answer the question: Is the poster likely to suffer from very severe stress? Only return Yes or No, then explain your reasoning step by step.
ChatGPT _{CoT_emo_PR} ChatGPT _{CoT_emo_PC}	Post: “[Post]”. Consider the emotions expressed from this post to answer the question: Is the poster likely to suffer from very severe stress? Only return Yes or No, then explain your reasoning step by step. Note that, the poster has Low/High Openness, Low/High Conscientiousness, Low/High Extraversion, Low/High Agreeableness, and Low/High Neuroticism.

hand, these findings are discovered based solely on the PAN dataset, limiting their generalization. Nevertheless, this phenomenon serves as a cautionary reminder for researchers to consider fairness when utilizing ChatGPT for personality prediction.

3.7. ChatGPT’s Personality Recognition Ability on Downstream Task (RQ3)

We apply the personality data generated by ChatGPT to other downstream tasks for validating the effectiveness of ChatGPT’s personality recognition ability. Concretely, we select sentiment classification task and stress prediction task as the downstream tasks, because existing psychological re-

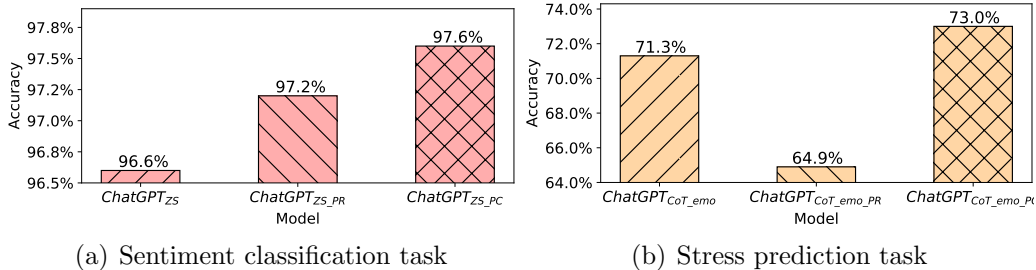


Figure 6: The experimental results of sentiment classification task and stress prediction task.

search proves a correlation between personality and sentiment expression [22] and stress vulnerability [5].

To be specific, for sentiment classification task, we select Yelp-2 dataset [66]. Considering the cost of using ChatGPT’s API, we randomly sample 500 positive samples and 500 negative samples from the testing set of Yelp-2 dataset to construct Yelp-2_{mini} dataset. We adopt ChatGPT with zero-shot prompting used in [60] as baseline (i.e., ChatGPT_{ZS}). As for our method, we first use ChatGPT_{CoT} to generate the personality data for each text in Yelp-2_{mini} dataset, and then add the generated personality data to the corresponding baseline’s prompting for helping ChatGPT in performing sentiment classification more finely. To better observe ChatGPT’s personality prediction ability, we also incorporate the personality data generated by RoBERTa into the baseline’s prompting for comparison. Specifically, considering that the text in the PAN dataset, Yelp-2 dataset, and Stress dataset are all web posts, we use RoBERTa trained on the PAN dataset to generate personality data. Note that, ChatGPT_{ZS_PR} and ChatGPT_{ZS_PC} denote ChatGPT_{ZS} with the personality data generated by fine-tuned RoBERTa and ChatGPT_{CoT} respectively. For stress prediction task, we choose Dreddit dataset, which consists of 715 samples (369 positive samples and 346 negative samples) in its testing set. We adopt ChatGPT with unsupervised emotion-enhanced zero-shot CoT prompting proposed by [63] as baseline (i.e., ChatGPT_{CoT_emo}). Similar to the sentiment classification task, we use RoBERTa and ChatGPT_{CoT} to generate personality data and add the personality data to the corresponding baseline’s prompting for comparison. Note that, ChatGPT_{CoT_emo_PR} and ChatGPT_{CoT_emo_PC} represent ChatGPT_{CoT_emo} with the personality data generated by fine-tuned RoBERTa and ChatGPT_{CoT} respectively. Please re-

fer to Table 6 for the detail of the related models and promptings. Besides, since both tasks are binary classification tasks, we adopt *Accuracy* (the higher the better) as the evaluation metric.

The experimental results are shown in Figure 6. It can be observed that after incorporating the personality data predicted by ChatGPT_{CoT}, there is an improvement in ChatGPT’s performance on both sentiment classification task and stress prediction task. For example, ChatGPT_{ZS_PC} increases its classification accuracy from 96.6% to 97.6% on sentiment classification task when compared to ChatGPT_{ZS}. While for stress prediction task, ChatGPT_{CoT_emo_PC} increases its classification accuracy from 71.3% to 73.0% when compared to ChatGPT_{CoT_emo}. This indicates the effectiveness of the personality data generated by ChatGPT_{CoT}. With an understanding of an individual’s personality, ChatGPT can analyze their sentiment expression and stress condition in a more personalized manner. Another interesting finding is that the personality data generated by RoBERTa can help improve the performance of ChatGPT in sentiment classification tasks, but it actually decreases ChatGPT’s performance in stress prediction task. We believe that the possible reason for this is that RoBERTa, trained on the PAN dataset, does not generalize well, which results in the poor performance of personality prediction on other datasets (e.g., Dreddit dataset). In contrast, ChatGPT relies solely on zero-shot CoT prompting to elicit its personality prediction ability and does not require training data, thus exhibiting stronger generalization performance on different datasets.

4. Conclusion and Future Directions

In this work, we evaluate the personality recognition ability of ChatGPT with different prompting strategies, and compare its performance with RNN, fine-tuned RoBERTa, and corresponding SOTA model on two representative text-based personality identification datasets. With the elicitation of zero-shot CoT prompting, ChatGPT exhibits impressive personality recognition ability and has strong interpretability for its prediction results. In addition, we find that guiding ChatGPT to analyze text at a specified level helps improve its ability to predict personality, which proves the effectiveness of zero-shot level-oriented CoT prompting. Moreover, we discover that ChatGPT exhibits unfairness to some sensitive demographic attributes, leading to unfair treatment of some specific groups when predicting personality. Besides, we apply the personality data inferred by ChatGPT in other downstream

tasks and achieve performance improvement to some extent. This proves that ChatGPT’s personality prediction ability is effective and has high generalization performance.

As for future work, on the one hand, we would like to apply zero-shot level-oriented CoT prompting to more NLP tasks for observing its effectiveness in mining text information. On the other hand, with the continuous emergence of various LLMs, we are interested in exploring the construction of domain-specific LLMs based on psychological data in order to enhance the personality recognition ability of LLMs.

Acknowledgment

This work is funded by Science and Technology Commission of Shanghai Municipality, China (under project No. 21511100302), National Natural Science Foundation of China (under project No. 61907016), Natural Science Foundation of Shanghai (under project No. 22ZR1419000), the Research Project of Changning District Science and Technology Committee (under project No. CNKW2022Y37), and the Medical Master’s and Doctoral Innovation Talent Base Project of Changning District (under project No. RCJD2022S07). It is also supported by The Research Project of Shanghai Science and Technology Commission (20dz2260300) and The Fundamental Research Funds for the Central Universities.

References

- [1] Ban, Q., Wu, W., Hu, W., Lin, H., Zheng, W., He, L., 2022. Knowledge-enhanced multi-task learning for course recommendation, in: DASFAA, pp. 85–101.
- [2] Bhardwaj, H., Tomar, P., Sakalle, A., Ibrahim, W., 2021. Eeg-based personality prediction using fast fourier transform and deeplstm model. CIAN 2021, 1–10.
- [3] Boyle, G.J., 1995. Myers-briggs type indicator (mbti): some psychometric limitations. Australian Psychologist 30, 71–74.
- [4] Brown, T., Mann, B., Ryder, N., Subbiah, M., Kaplan, J.D., Dhariwal, P., Neelakantan, A., Shyam, P., Sastry, G., Askell, A., et al., 2020. Language models are few-shot learners. NIPS 33, 1877–1901.

- [5] Bunevicius, A., Katkute, A., Bunevicius, R., 2008. Symptoms of anxiety and depression in medical students and in humanities students: relationship with big-five personality dimensions and vulnerability to stress. *IJSP* 54, 494–501.
- [6] Butt, A.R., Arsalan, A., Majid, M., 2020. Multimodal personality trait recognition using wearable sensors in response to public speaking. *IEEE Sensors Journal* 20, 6532–6541.
- [7] Chen, H., Sun, M., Tu, C., Lin, Y., Liu, Z., 2016. Neural sentiment classification with user and product attention, in: *EMNLP*, pp. 1650–1659.
- [8] Costa, P., McCrae, R., 1989. *Neo five-factor inventory (neo-ffi)*. Odessa, FL: Psychological Assessment Resources 3.
- [9] Diener, E., Lucas, R.E., 2019. Personality traits. *General psychology: Required reading* 278.
- [10] Digman, J.M., 1990. Personality structure: Emergence of the five-factor model. *ARP* 41, 417–440.
- [11] Gavrilesco, M., Vizireanu, N., 2018. Predicting the big five personality traits from handwriting. *EURASIP* 2018, 1–17.
- [12] Ghali, N.S., Haldankar, D.D., Sonkar, R.K., 2022. Human personality identification based on handwriting analysis, in: *ICAST*, pp. 393–398.
- [13] Han, S., Huang, H., Tang, Y., 2020. Knowledge of words: An interpretable approach for personality recognition from social media. *KBS* 194, 105550.
- [14] Hossin, M., Sulaiman, M.N., 2015. A review on evaluation metrics for data classification evaluations. *IJDKP* 5, 1.
- [15] Ireland, M.E., Pennebaker, J.W., 2010. Language style matching in writing: synchrony in essays, correspondence, and poetry. *JPSP* 99, 549.
- [16] Jain, D., Kumar, A., Beniwal, R., 2022. Personality bert: A transformer-based model for personality detection from textual data, in: *ICCCN*, pp. 515–522.

- [17] Jaiswal, S., Song, S., Valstar, M., 2019. Automatic prediction of depression and anxiety from behaviour and personality attributes, in: ACII, pp. 1–7.
- [18] Ji, Y., Wu, W., Hu, Y., He, X., Chen, C., He, L., 2023. Automatic personality prediction based on users’ chinese handwriting change, in: ChineseCSCW, pp. 435–449.
- [19] Jiang, H., Zhang, X., Choi, J.D., 2020. Automatic text-based personality recognition on monologues and multiparty dialogues using attentive networks and contextual embeddings (student abstract), in: AAAI, pp. 13821–13822.
- [20] Jiao, W., Wang, W., Huang, J.t., Wang, X., Tu, Z., 2023. Is chatgpt a good translator? a preliminary study. arXiv preprint arXiv:2301.08745 .
- [21] Jun, H., Peng, L., Changhui, J., Pengzheng, L., Shenke, W., Kejia, Z., 2021. Personality classification based on bert model, in: ICESIT, pp. 150–152.
- [22] Kalat, J., Shiota, M., 2011. Emotion.
- [23] Kenton, J.D.M.W.C., Toutanova, L.K., 2019. Bert: Pre-training of deep bidirectional transformers for language understanding, in: NAACL-HLT, pp. 4171–4186.
- [24] Le, Q., Mikolov, T., 2014. Distributed representations of sentences and documents, in: ICML, pp. 1188–1196.
- [25] Lehmann, R., Denissen, J.J., Allemand, M., Penke, L., 2013. Age and gender differences in motivational manifestations of the big five from age 16 to 60. *Developmental Psychology* 49, 365.
- [26] Li, W., Wu, C., Hu, X., Chen, J., Fu, S., Wang, F., Zhang, D., 2022. Quantitative personality predictions from a brief eeg recording. *Affective Computing* 13, 1514–1527.
- [27] Lin, H., Wang, C., Hao, Q., 2023. A novel personality detection method based on high-dimensional psycholinguistic features and improved distributed gray wolf optimizer for feature selection. *IPM* 60, 103217.

- [28] Lin, J., Mao, W., Zeng, D.D., 2017. Personality-based refinement for sentiment classification in microblog. *KBS* 132, 204–214.
- [29] Lin, S.Y., Kung, Y.C., Leu, F.Y., 2022. Predictive intelligence in harmful news identification by bert-based ensemble learning model with text sentiment analysis. *IPM* 59, 102872.
- [30] Liu, J., Liu, C., Lv, R., Zhou, K., Zhang, Y., 2023a. Is chatgpt a good recommender? a preliminary study. *arXiv preprint arXiv:2304.10149* .
- [31] Liu, Y., Ott, M., Goyal, N., Du, J., Joshi, M., Chen, D., Levy, O., Lewis, M., Zettlemoyer, L., Stoyanov, V., 2019. Roberta: A robustly optimized bert pretraining approach. *arXiv preprint arXiv:1907.11692* .
- [32] Liu, Z., Xu, W., Zhang, W., Jiang, Q., 2023b. An emotion-based personalized music recommendation framework for emotion improvement. *IPM* 60, 103256.
- [33] Lynn, V., Balasubramanian, N., Schwartz, H.A., 2020. Hierarchical modeling for user personality prediction: The role of message-level attention, in: *ACL*, pp. 5306–5316.
- [34] Majumder, N., Poria, S., Gelbukh, A., Cambria, E., 2017. Deep learning-based document modeling for personality detection from text. *IEEE Intelligent Systems* 32, 74–79.
- [35] Martijn, M., Conati, C., Verbert, K., 2022. “knowing me, knowing you”: personalized explanations for a music recommender system. *UMUAI* 32, 215–252.
- [36] Mehta, Y., Fatehi, S., Kazameini, A., Stachl, C., Cambria, E., Eetemadi, S., 2020. Bottom-up and top-down: Predicting personality with psycholinguistic and language model features, in: *ICDM*, pp. 1184–1189.
- [37] Mikolov, T., Chen, K., Corrado, G., Dean, J., 2013. Efficient estimation of word representations in vector space. *arXiv preprint arXiv:1301.3781* .
- [38] Mirkin, S., Nowson, S., Brun, C., Perez, J., 2015. Motivating personality-aware machine translation, in: *EMNLP*, pp. 1102–1108.

- [39] Moffitt, K., Giboney, J., Ehrhardt, E., Burgoon, J., Nunamaker, J., Jensen, M., Meservy, T., Burgoon, J., Nunamaker, J., 2012. Structured programming for linguistic cue extraction (splice), in: HICSS Rapid Screening Technologies, Deception Detection and Credibility Assessment Symposium, pp. 103–108.
- [40] Narang, S., Chowdhery, A., 2022. Pathways language model (palm): Scaling to 540 billion parameters for breakthrough performance.
- [41] Park, G., Schwartz, H.A., Eichstaedt, J.C., Kern, M.L., Kosinski, M., Stillwell, D.J., Ungar, L.H., Seligman, M.E., 2015. Automatic personality assessment through social media language. *JPSP* 108, 934.
- [42] Pennebaker, J.W., Boyd, R.L., Jordan, K., Blackburn, K., 2015. The development and psychometric properties of LIWC2015. Technical Report.
- [43] Pennebaker, J.W., King, L.A., 1999. Linguistic styles: language use as an individual difference. *JPSP* 77, 1296.
- [44] Pennington, J., Socher, R., Manning, C.D., 2014. Glove: Global vectors for word representation, in: *EMNLP*, pp. 1532–1543.
- [45] Pérez-Espinosa, H., Gutiérrez-Serafín, B., Martínez-Miranda, J., Espinosa-Curiel, I.E., 2022. Automatic children’s personality assessment from emotional speech. *ESA* 187, 115885.
- [46] Pittenger, D.J., 1993. Measuring the mbti... and coming up short. *JCPE* 54, 48–52.
- [47] Pittenger, D.J., 2005. Cautionary comments regarding the myers-briggs type indicator. *CPJ* 57, 210.
- [48] Qin, C., Zhang, A., Zhang, Z., Chen, J., Yasunaga, M., Yang, D., 2023. Is chatgpt a general-purpose natural language processing task solver? arXiv preprint arXiv:2302.06476 .
- [49] Rabinovich, E., Patel, R.N., Mirkin, S., Specia, L., Wintner, S., 2017. Personalized machine translation: Preserving original author traits, in: *EACL*, pp. 1074–1084.

- [50] Rammstedt, B., John, O.P., 2007. Measuring personality in one minute or less: A 10-item short version of the big five inventory in english and german. *JRP* 41, 203–212.
- [51] Ren, Z., Shen, Q., Diao, X., Xu, H., 2021. A sentiment-aware deep learning approach for personality detection from text. *Information Processing & Management* 58, 102532.
- [52] Sangeetha, J., Brindha, R., Jothilakshmi, S., 2020. Speech-based automatic personality trait prediction analysis. *IJAIP* 17, 91–108.
- [53] Sun, C., Qiu, X., Xu, Y., Huang, X., 2019. How to fine-tune bert for text classification?, in: *CCL*, pp. 194–206.
- [54] Sun, W., Yan, L., Ma, X., Ren, P., Yin, D., Ren, Z., 2023. Is chatgpt good at search? investigating large language models as re-ranking agent. *arXiv preprint arXiv:2304.09542* .
- [55] Tadesse, M.M., Lin, H., Xu, B., Yang, L., 2018. Personality predictions based on user behavior on the facebook social media platform. *IEEE Access* 6, 61959–61969.
- [56] Tandra, T., Suhartono, D., Wongso, R., Prasetio, Y.L., et al., 2017. Personality prediction system from facebook users. *Procedia Computer Science* 116, 604–611.
- [57] Tareaf, R.B., Alhosseini, S.A., Meinel, C., 2019. Facial-based personality prediction models for estimating individuals private traits, in: *ISPA/BDCloud/SocialCom/SustainCom*, IEEE. pp. 1586–1594.
- [58] Touvron, H., Lavril, T., Izacard, G., Martinet, X., Lachaux, M.A., Lacroix, T., Rozière, B., Goyal, N., Hambro, E., Azhar, F., et al., 2023. Llama: Open and efficient foundation language models. *arXiv preprint arXiv:2302.13971* .
- [59] Venugopalan, M., Gupta, D., 2022. An enhanced guided lda model augmented with bert based semantic strength for aspect term extraction in sentiment analysis. *KBS* 246, 108668.
- [60] Wang, Z., Xie, Q., Ding, Z., Feng, Y., Xia, R., 2023. Is chatgpt a good sentiment analyzer? a preliminary study. *arXiv preprint arXiv:2304.04339* .

- [61] Wu, W., Chen, L., Zhao, Y., 2018. Personalizing recommendation diversity based on user personality. *UMUAI* 28, 237–276.
- [62] Xue, D., Wu, L., Hong, Z., Guo, S., Gao, L., Wu, Z., Zhong, X., Sun, J., 2018. Deep learning-based personality recognition from text posts of online social networks. *Applied Intelligence* 48, 4232–4246.
- [63] Yang, K., Ji, S., Zhang, T., Xie, Q., Ananiadou, S., 2023. On the evaluations of chatgpt and emotion-enhanced prompting for mental health analysis. *arXiv preprint arXiv:2304.03347* .
- [64] Yu, J., Markov, K., 2017. Deep learning based personality recognition from facebook status updates, in: *iCAST*, pp. 383–387.
- [65] Zhang, J., Bao, K., Zhang, Y., Wang, W., Feng, F., He, X., 2023. Is chatgpt fair for recommendation? evaluating fairness in large language model recommendation. *arXiv preprint arXiv:2305.07609* .
- [66] Zhang, X., Zhao, J., LeCun, Y., 2015. Character-level convolutional networks for text classification. *NIPS* 28.
- [67] Zhu, Y., Hu, L., Ge, X., Peng, W., Wu, B., 2022a. Contrastive graph transformer network for personality detection, in: *IJCAI*, pp. 4559–4565.
- [68] Zhu, Y., Hu, L., Ning, N., Zhang, W., Wu, B., 2022b. A lexical psycholinguistic knowledge-guided graph neural network for interpretable personality detection. *KBS* 249, 108952.

Appendix

To show the impact of different demographic attributes on ChatGPT’s personality prediction ability more finely, Figure 7 and Figure 8 illustrate the distribution of prediction results of ChatGPT_{CoT} and ChatGPT_{CoT_gender} towards different personality traits and gender groups, while Figure 9, Figure 10, Figure 11, and Figure 12 show the distribution of prediction results of ChatGPT_{CoT} and ChatGPT_{CoT_age} towards different personality traits and age groups.

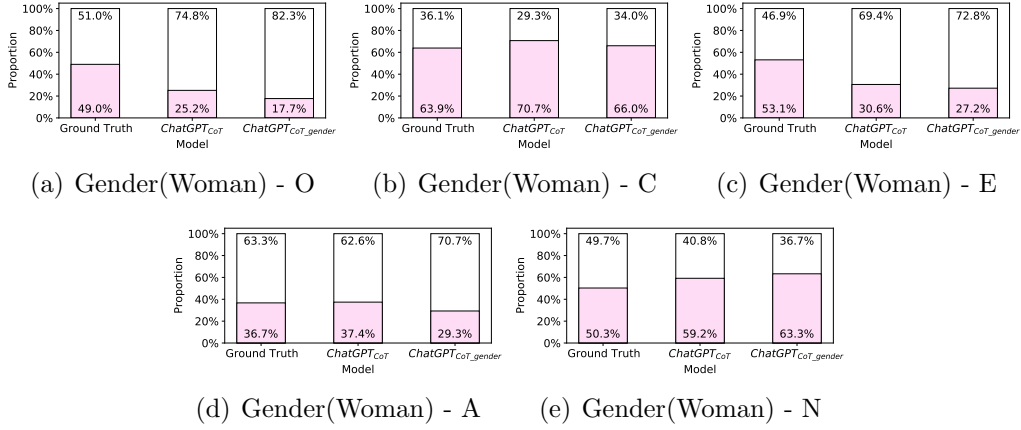


Figure 7: Distribution of prediction results of ChatGPT_{CoT} and ChatGPT_{CoT_age} towards woman group, while purple and white denote low and high levels respectively.

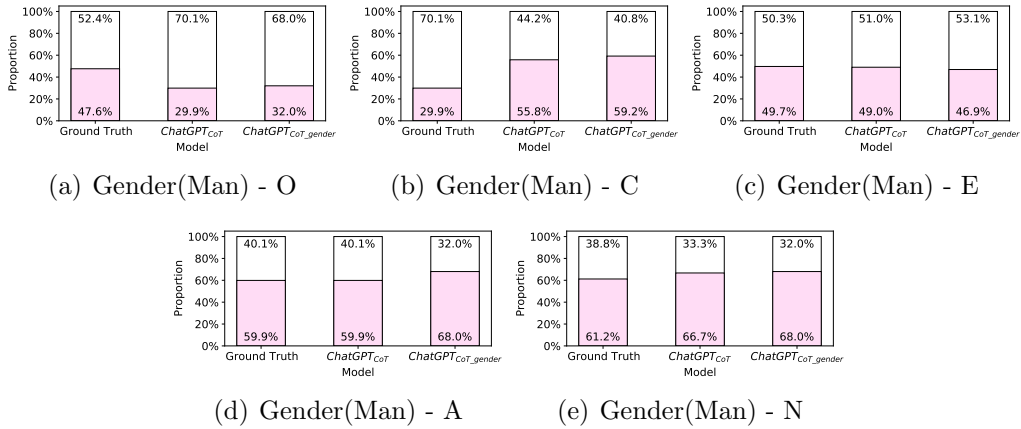


Figure 8: Distribution of prediction results of ChatGPT_{CoT} and ChatGPT_{CoT_age} towards man group, while purple and white denote low and high levels respectively.

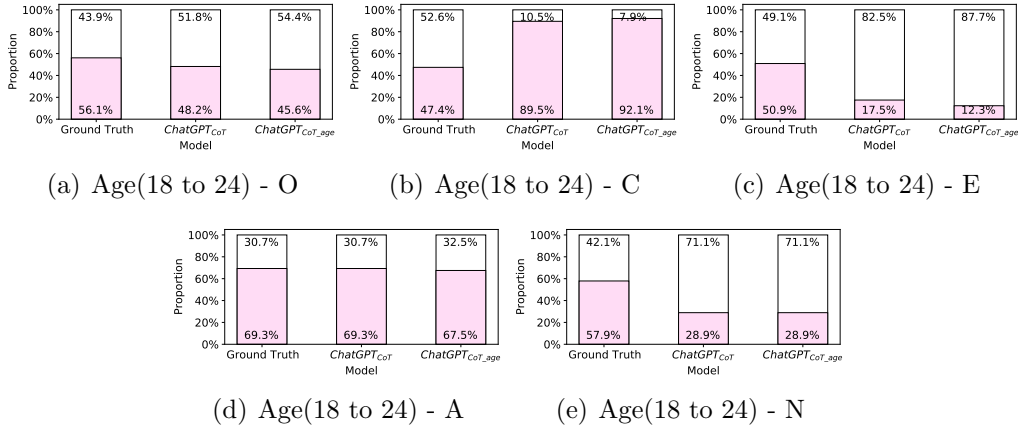


Figure 9: Distribution of prediction results of ChatGPT_{CoT} and ChatGPT_{CoT_age} towards age group (18 to 24), while purple and white denote low and high levels respectively.

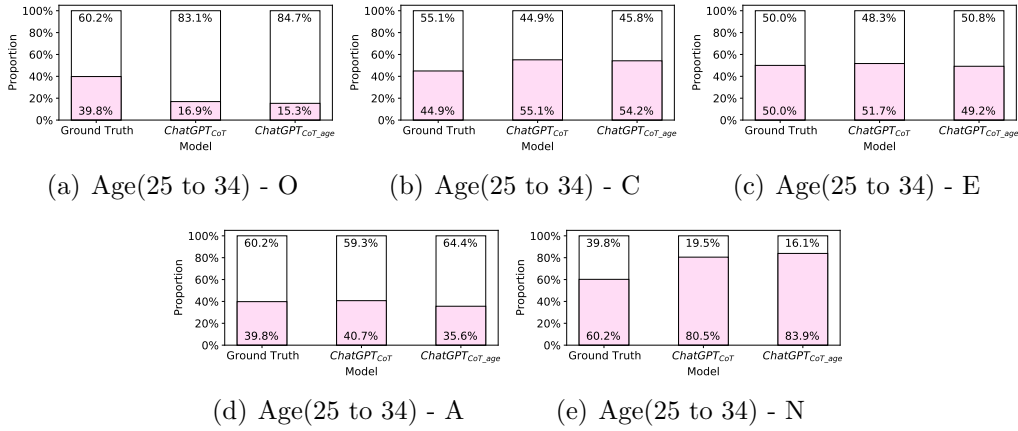


Figure 10: Distribution of prediction results of ChatGPT_{CoT} and ChatGPT_{CoT_age} towards age group (25 to 34), while purple and white denote low and high levels respectively.

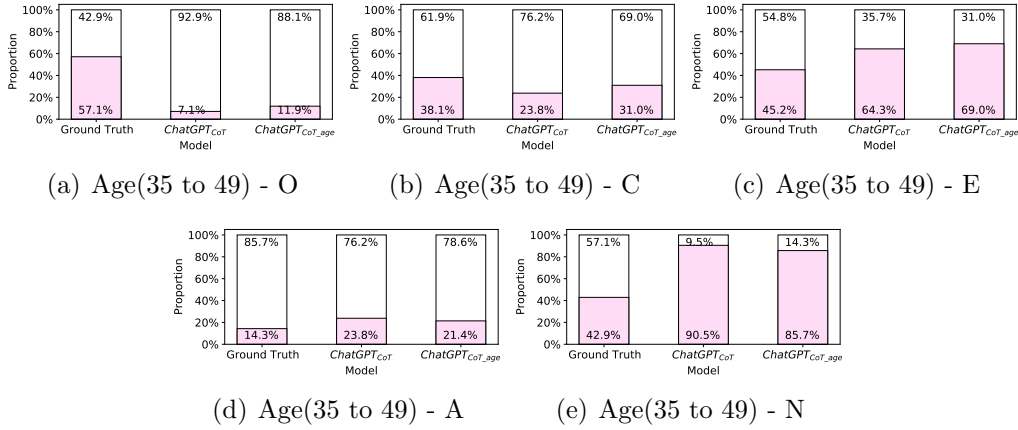


Figure 11: Distribution of prediction results of ChatGPT_{CoT} and ChatGPT_{CoT_age} towards age group (35 to 49), while purple and white denote low and high levels respectively.

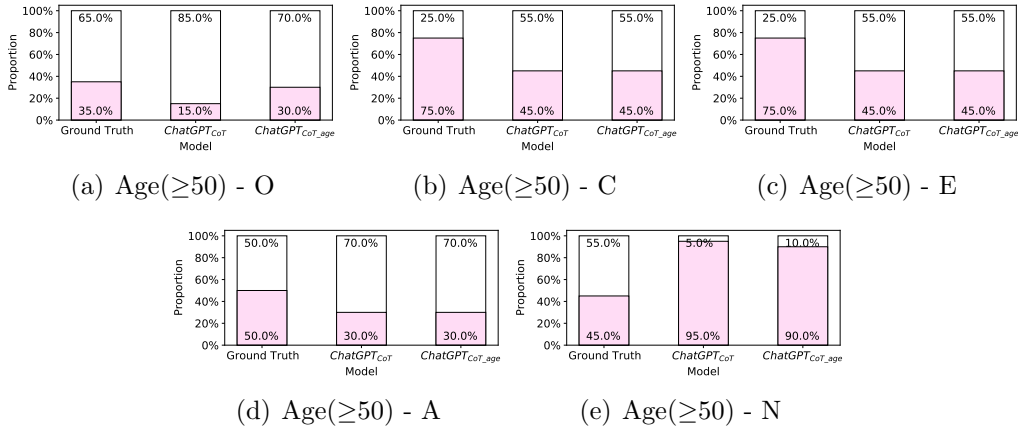


Figure 12: Distribution of prediction results of ChatGPT_{CoT} and ChatGPT_{CoT_age} towards age group (≥ 50), while purple and white denote low and high levels respectively.