

The Polytope of Optimal Approximate Designs: Extending the Selection of Efficient Experiments

Radoslav Harman^{*1}, Lenka Filová¹, and Samuel Rosa¹

¹*Faculty of Mathematics, Physics and Informatics, Comenius University, Bratislava,
Slovak Republic*

Abstract

Consider the problem of constructing an experimental design that is optimal for a given statistical model with respect to a chosen criterion. To address this problem, the literature typically provides a single solution; sometimes, however, there exists a rich set of optimal designs. The knowledge of this set allows the experimenter to select an optimal design based on its secondary properties.

In this paper, we show that the set of all optimal approximate designs often corresponds to a polytope. The polytope can be fully represented by the set of its vertices, which we call vertex optimal designs. We prove that these optimal designs possess unique characteristics, such as small supports, and suggest their potential applications. We also demonstrate that for a variety of models, the vertex optimal designs can be computed using rational arithmetic with perfect accuracy. Consequently, we enumerate all vertex optimal designs for several standard multifactor regression models.

Keywords: Optimal design of experiment, Nonuniqueness of optimal design, Vertex optimal design, Rational arithmetic, Multifactor regression model

1 General introduction

The optimal design of experiments is an important area of theoretical and applied statistics (e.g., Fedorov (1972), Pázman (1986), Pukelsheim (2006), Atkinson et al. (2007), Goos and Jones (2011), Dean et al. (2015)), closely related to various fields of mathematics and computer science, such as probability theory, orthogonal arrays, network theory, machine learning, mathematical programming and big data subsampling (e.g., Dette and Studden (1997), Hedayat et al. (1999), Ghosh et al. (2008), He (2010), Todd (2016), Yu et al. (2023)). In fact, one of the aims of this paper is to initiate a deeper exploration of the relationships between optimal experimental design, the theory of multidimensional polytopes, and rational-arithmetic computation.

From a statistical application point of view, an optimal design is an experimental plan that maximizes the amount of information contained in the observations. The specific measure of information, called a criterion, depends on the goal of the experiment. For the goal of parameter

^{*}harman@fmph.uniba.sk

estimation, the most popular is the criterion of D -optimality, which can be traced back to Wald (1943).

In this paper, we mostly focus on approximate experimental designs,¹ introduced by Elfving (1952) and Kiefer (1959), and extensively used afterwards. An approximate design specifies a finite set of experimental conditions, which is called the support of the design, and the proportions of trials performed at each of these conditions, referred to as the design weights. In contrast, an exact design² determines integer numbers of trials for these conditions. We will use the term "design", without any qualifier, to denote specifically an approximate experimental design.

The literature provides analytic forms of optimal designs (i.e., their supports and weights) for many statistical models and criteria. The focus is usually on obtaining a single optimal design. However, there is often an infinite set of optimal designs, even for simple situations.

Example 1. Consider an experiment with 3 continuous factors, the levels of which can be chosen within the interval $[-1, +1]$. Assume that for different trials the observations are independent, and at any combination (x_1, x_2, x_3) of factor levels, the observation satisfies the standard linear regression model $Y_{x_1, x_2, x_3} = \beta_1 + \beta_2 x_1 + \beta_3 x_2 + \beta_4 x_3 + \epsilon$, where $\beta_1, \beta_2, \beta_3, \beta_4$ are the unknown parameters of interest and ϵ is an error with $E(\epsilon) \equiv 0$, $\text{Var}(\epsilon) \equiv \sigma^2 \in (0, \infty)$. Let us choose the criterion of D -optimality. In this case, the uniform design that assigns $1/8$ of the trials to each of the 8 factor level combinations $(-1, -1, -1), \dots, (+1, +1, +1)$ ³ is optimal. However, consider any $\alpha \in [0, 1]$ and a design that assigns $\alpha/4$ of the trials to each of the factor level combinations $(-1, -1, -1), (+1, +1, -1), (+1, -1, +1), (-1, +1, +1)$, and $(1 - \alpha)/4$ of the trials to each of the factor level combinations $(+1, +1, +1), (-1, -1, +1), (-1, +1, -1), (+1, -1, -1)$. It is simple to show that this design is D -optimal for any $\alpha \in [0, 1]$. That is, there is a continuum of optimal designs.

In practical applications, the experimenters frequently need to take secondary design characteristics into account; this means that some of the optimal designs may be more appropriate than others. Of particular interest are optimal designs that have small supports. One reason is that their rounding tends to allow for exact designs that are more statistically efficient. Additionally, they might be better for assessing measurement errors or they may exhibit other desirable properties. On the other hand, an optimal design with a large support may sometimes be more appropriate, because it may for instance better allow for the assessment of lack of fit of the model.

Therefore, the purpose of this paper is to analyze the set of all optimal designs for a general class of experimental design problems.

The available literature only provides sporadic results on the nonuniqueness of optimal design and on the selection of a particular optimal design. The fact that the optimal design is not always unique, and the problem of finding optimal designs with special characteristics, such as the minimal optimal designs, has been mentioned by Kiefer (1959) and Farrell et al. (1967).⁴ The

¹An approximate design is sometimes called a continuous design, or a design for an infinite sample size.

²An exact design is sometimes called a discrete design, or a design for a finite sample size.

³This design is an approximate-design analogue of the full factorial design with 3 binary factors.

⁴We use the term "minimal optimal design" in the same meaning as "minimal optimum design" defined by Farrell et al. (1967): a design with the support \mathcal{S} is a minimal optimal design if and only if it is optimal and no proper subset of \mathcal{S} supports an optimal design. Note that some authors use the expression "minimally-supported design" to denote any design with the support size equal to the number of parameters (e.g., Chang and Lin (2007), Li and Majumdar (2008) and many others), which is a related but different concept.

term "absolutely" minimal optimal design was introduced by Farrell et al. (1967) and later used by Pesotchinsky (1975). Next, Pesotchinsky (1978) analyzed optimal designs for the quadratic regression on cubic regions and stated conditions for the uniqueness of the optimal design in this model.

In multifactor models, the simplest optimal design is often supported on a large product grid. For some models of this type, alternative optimal designs supported on smaller sets have been constructed, using various mathematical arguments (e.g., Corollary 3.5 in Cheng (1987), Theorem 2.1 in Lim and Studden (1988), Section 5 in Schwabe and Wong (2003) and page 378 in Pukelsheim (2006)). A more general result of Schwabe and Wierich (1995) provides conditions that characterize all D -optimal designs in additive multifactor models with constant term and without interactions via the D -optimal designs in the corresponding single-factor models. Further, for the additive model in crossover designs, the universally optimal information matrix for estimating direct effects can correspond to a multitude of optimal designs, and Kushner (1998) suggests to search for them using linear programming. Focusing on applications, Robinson and Anderson-Cook (2010) analyze the situation when there are several exact D -optimal screening designs and suggest choosing the suitable one subject to a secondary criterion. More recently Rosa and Harman (2016) employed linear programming to find optimal designs with small supports in the models with treatment and nuisance effects, which also admit an infinite number of optimal designs.

In this paper, we will assume that we already know one "maximal optimal design";⁵ such a design is often known or simple to construct. This design provides the "maximum optimal support", optimal information matrix and, consequently, a characterization of the set of the weight-vectors corresponding to all optimal designs. It turns out that this set is a polytope,⁶ cf. Section 3. The set of vertices of this polytope directly provides the set of "vertex optimal designs". The vertex optimal designs fully characterize the "polytope of optimal designs," and possess various unique properties; see Section 4.

Example 2. Consider the designs from Example 1, parametrized by $\alpha \in [0, 1]$. A maximal optimal design is any of these designs for $\alpha \in (0, 1)$. Each of the designs has an 8-point support $\{(-1, -1, -1)', \dots, (+1, +1, +1)'\}$, which is the maximum optimal support. All optimal designs are characterized by the weights that they assign to these 8 points. It is possible to verify that in this case⁷ the polytope of optimal weights is a line segment in the 8-dimensional space, with two vertices. These vertices correspond to the two vertex optimal designs, defined by $\alpha = 0$ and $\alpha = 1$.⁸ All optimal designs are just convex combinations of these two special designs. Moreover, these two optimal designs have the support of minimal possible size among all optimal designs, i.e., they are "absolutely" minimal optimal designs.

In this paper, we show how the set of all optimal designs, as represented by the vertex optimal designs, can be used to construct optimal designs that meet the requirements of the experimenter. Specifically, we single out optimal designs with small as well as large supports and designs that

⁵This and other novel terms will be made mathematically precise in the following sections.

⁶By the term "polytope" we more precisely mean a bounded convex polyhedron, i.e., a bounded intersection of closed half-spaces. For an introduction to the theory of polytopes, see, e.g., Ziegler (2012).

⁷This is a simple consequence of the results presented in the rest of this paper. This running example is a special case of the model discussed in Subsection 7.3.

⁸These designs are approximate design analogues of the two D -optimal 2^{3-1} fractional factorial designs.

minimize some secondary criterion, such as cost. In addition, we show that the vertex optimal designs can determine efficient exact designs. See Section 5 for details.

Section 6 discusses the methods of computing the vertex optimal designs, in particular for the "rational optimal design problems". In these problems, the vertex optimal designs are in fact exact designs (of certain finite sizes), and we can use vertex-enumeration algorithms based on rational arithmetic to reliably compute the complete list of all vertex optimal designs. It turns out that many models lead to rational optimal design problems.

Finally, in Section 7 we employ a rational-arithmetic algorithm for the complete enumeration of all vertex optimal designs of some common multi-factor regression models of the first and the second degree. This not only completely characterizes the set of all optimal designs in these classical models, but also provides a pool of optimal designs, which can be utilized to create efficient experiments of various sizes and characteristics.

Notation. In the paper, the symbols $\mathbf{0}_d$ and $\mathbf{1}_d$ denote the $d \times 1$ vectors of all zeros and all ones. For a d -dimensional vector \mathbf{a} , we will denote its components by a_1, \dots, a_d . The $m \times m$ identity matrix is \mathbf{I}_m and the $m \times m$ matrix of all ones is \mathbf{J}_m . The column space and the null space of the matrix \mathbf{A} are denoted by $\mathcal{C}(\mathbf{A})$ and $\mathcal{N}(\mathbf{A})$. The transpose of a vector \mathbf{a} and a matrix \mathbf{A} is \mathbf{a}' and \mathbf{A}' , respectively. The symbols tr and \det represent the trace and the determinant; the function vech is the half-vectorization operator for symmetric matrices. Given a set \mathcal{M} , its k -ary Cartesian product is $\mathcal{M}^k := \mathcal{M} \times \dots \times \mathcal{M}$.

2 Mathematical introduction

Let $\mathcal{X} \subset \mathbb{R}^k$ be a compact design space, that is, the set of all design points available for the trials. Note that such a definition of \mathcal{X} includes both continuous and discrete spaces.

Consider a continuous function $\mathbf{f} : \mathcal{X} \rightarrow \mathbb{R}^m$, $m \geq 1$, that defines a linear⁹ regression model on \mathcal{X} in the following sense: provided that the experimental conditions of a trial are determined by the design point $\mathbf{x} \in \mathcal{X}$, the observation is $Y_{\mathbf{x}} = \mathbf{f}'(\mathbf{x})\beta + \epsilon$, where $\beta \in \mathbb{R}^m$ is a vector of unknown parameters, and ϵ is a random error with expected value 0 and variance $\sigma^2 \in (0, \infty)$. The random errors across different trials are assumed to be independent.

The statistical quality of the parameter estimator is typically quantified by the size of a normalized information matrix \mathbf{M} for β , assessed through a utility function known as a criterion. For the sake of simplicity, we will only consider Kiefer's criteria Φ_p with a parameter $p \in (-\infty, 0]$; see, e.g., Pukelsheim (2006), Chapter 6. For a singular matrix \mathbf{M} the value of the Φ_p -criterion is 0, and for a non-singular \mathbf{M} it is defined by $\Phi_p(\mathbf{M}) = [\det(\mathbf{M})]^{1/m}$ if $p = 0$, and $\Phi_p(\mathbf{M}) = [\text{tr}(\mathbf{M}^p)/m]^{1/p}$ if $p < 0$. This class includes the two most important criteria: D -optimality ($p = 0$) and A -optimality ($p = -1$). Under the assumption of normality of errors, these two criteria correspond to the aim of minimizing the volume of the confidence ellipsoid for β , and minimizing the sum of the variances of the best linear unbiased estimators of the parameters, respectively; see Sections 6.2 and 6.3 in Pukelsheim (2006).¹⁰

⁹For simplicity, we restrict our attention to linear regression models, but the results of this paper can be equally well applied to linearized nonlinear regression models. This is the approach of the so-called local design optimality introduced by Chernoff (1953); see also Pronzato and Pázman (2013).

¹⁰We also implicitly cover the standard criterion of I -optimality (also called V -, IV - or $IMSE$ -optimality), because the problem of I -optimal design is equivalent to the problem of A -optimal design in a linearly transformed model; see, e.g., Section 9.8 in Pukelsheim (2006).

As is usual, we will formalize an approximate design as a probability measure ξ on \mathcal{X} with a finite support $\mathcal{S}(\xi) = \{\mathbf{x}_1, \dots, \mathbf{x}_h\}$, where h is the support size, and $\mathbf{x}_1, \dots, \mathbf{x}_h \in \mathcal{X}$. The interpretation is that for any $\mathbf{x} \in \mathcal{S}(\xi)$ the number $\xi(\mathbf{x}) := \xi(\{\mathbf{x}\}) > 0$ gives the proportion of the trials to be performed under the experimental conditions determined by the design point \mathbf{x} . For clarity, we will sometimes represent the design ξ by the table

$$\left[\begin{array}{cccc} \mathbf{x}_1 & \mathbf{x}_2 & \cdots & \mathbf{x}_h \\ \xi(\mathbf{x}_1) & \xi(\mathbf{x}_2) & \cdots & \xi(\mathbf{x}_h) \end{array} \right].$$

For a design ξ , the normalized information matrix is the positive semi-definite $m \times m$ matrix

$$\mathbf{M}(\xi) = \sum_{\mathbf{x} \in \mathcal{S}(\xi)} \xi(\mathbf{x}) \mathbf{f}(\mathbf{x}) \mathbf{f}'(\mathbf{x}).$$

We will assume that the problem at hand is nondegenerate in the sense that there is some design ξ such that $\mathbf{M}(\xi)$ is nonsingular.

For the chosen criterion Φ_p , the Φ_p -optimal design is any design ξ^* that maximizes $\Phi_p(\mathbf{M}(\xi))$ in the set of all designs ξ . While there can be an infinite number of Φ_p -optimal designs, the properties of the Kiefer's criteria and the assumption of nondegeneracy imply that the information matrix of all Φ_p -optimal designs is the same (e.g., Section 8.14 in Pukelsheim (2006)). We will denote this unique and necessarily nonsingular Φ_p -optimal information matrix by \mathbf{M}_* .

In the rest of this paper, if the criterion (that is, the value of p) is general, fixed, or known from the context, we will drop the prefix Φ_p -.

Of particular importance for this paper are the notions of a minimal optimal design and an absolutely minimal optimal design, introduced by Farrell et al. (1967). An optimal design ξ^* is a minimal optimal design if there is no optimal design, whose support is a proper subset of $\mathcal{S}(\xi^*)$. An optimal design ξ^* is called an absolutely minimal optimal design if there is no optimal design, whose support has fewer elements than $\mathcal{S}(\xi^*)$.

A minor but crucial assumption that we make in this paper is that we know an optimal design $\tilde{\xi}^*$ such that the supports of all optimal designs are subsets of $\mathcal{S}(\tilde{\xi}^*)$; we will call any such design a "maximal optimal design". The so-called equivalence theorem for Φ_p -optimality (e.g., Pukelsheim (2006), Section 7.20) implies that $\tilde{\xi}^*$ is a maximal optimal design if and only if

$$\mathbf{f}'(\mathbf{y}) \mathbf{M}^{p-1}(\tilde{\xi}^*) \mathbf{f}(\mathbf{y}) = \text{tr}(\mathbf{M}^p(\tilde{\xi}^*)) \text{ for all } \mathbf{y} \in \mathcal{S}(\tilde{\xi}^*), \text{ and} \quad (1)$$

$$\mathbf{f}'(\mathbf{z}) \mathbf{M}^{p-1}(\tilde{\xi}^*) \mathbf{f}(\mathbf{z}) < \text{tr}(\mathbf{M}^p(\tilde{\xi}^*)) \text{ for all } \mathbf{z} \in \mathcal{X} \setminus \mathcal{S}(\tilde{\xi}^*). \quad (2)$$

While there can be many maximal optimal designs $\tilde{\xi}^*$, their supports $\mathcal{S}(\tilde{\xi}^*)$ must be the same; we will denote the unique "maximum optimal support" by $\mathcal{Y} = \{\mathbf{y}_1, \dots, \mathbf{y}_d\}$, where d is the size of the maximum optimal support. Also, we will denote the regressor vectors corresponding to the trials at \mathcal{Y} as $\mathbf{f}_i := \mathbf{f}(\mathbf{y}_i)$, for all $i = 1, \dots, d$.

Hence, if our aim is to study only optimal designs, we can completely restrict our attention to the set \mathcal{Y} and disregard the design points from $\mathcal{X} \setminus \mathcal{Y}$. We emphasize that for most¹¹ models used

¹¹In some very special models there is no $\tilde{\xi}^*$ satisfying the requirements stated above. Any such model must have an infinite \mathcal{X} and a specific form of \mathbf{f} . The trigonometric model on the full unit circle (e.g., Section 9.16 in Pukelsheim (2006)) is one such model.

in practice we analytically know at least one maximal optimal design and thus also the maximum optimal support; many of such models are analyzed in Section 7.

Let us denote by Υ the set of all designs supported on \mathcal{Y} . The central object of this paper is the set of all Φ_p -optimal designs, i.e.,

$$\Upsilon_* = \{\zeta \in \Upsilon : \mathbf{M}(\zeta) = \mathbf{M}_*\}.$$

Because \mathcal{Y} is finite, the designs ζ in Υ can be characterized simply by the weights that they assign to the design points $\mathbf{y}_1, \dots, \mathbf{y}_d$. We will call $\mathbf{w}_\zeta = (\zeta(\mathbf{y}_1), \dots, \zeta(\mathbf{y}_d))'$ the vector of weights of ζ . This correspondence allows us to work with vectors from \mathbb{R}^d instead of measures on \mathcal{Y} . Because \mathbf{w}_ζ are design weights, they must be non-negative and sum to one; the set of all weights on \mathcal{Y} is therefore the probability simplex $\mathbb{P} := \{\mathbf{w} \in \mathbb{R}^d : \mathbf{1}'_d \mathbf{w} = 1, \mathbf{w} \geq \mathbf{0}_d\}$. Analogously, given a vector of weights $\mathbf{w} \in \mathbb{P}$, the design $\zeta_{\mathbf{w}}$ determined by \mathbf{w} satisfies $\zeta_{\mathbf{w}}(\mathbf{y}_i) = w_i$ for all $i = 1, \dots, d$.

To show that the mathematical properties translate between the weights and the designs, we formalize the transformation $\zeta \mapsto \mathbf{w}_\zeta$ as a linear isomorphism. Let Υ^\pm be the linear space of all signed measures supported on \mathcal{Y} . Clearly, $L : \zeta \rightarrow \mathbf{w}^\zeta = (\zeta(\mathbf{y}_1), \dots, \zeta(\mathbf{y}_d))'$ is a linear one-to-one mapping between Υ^\pm and \mathbb{R}^d , that is, a linear isomorphism, with inverse $L^{-1} : \mathbf{w} \rightarrow \zeta_{\mathbf{w}}$. Note that the image of Υ in L is \mathbb{P} , and the image of Υ_* in L is the set

$$\mathbb{P}_* = \{\mathbf{w} \in \mathbb{P} : \mathbf{M}(\zeta_{\mathbf{w}}) = \mathbf{M}_*\}, \quad (3)$$

where $\mathbf{M}(\zeta_{\mathbf{w}}) = \sum_{i=1}^d w_i \mathbf{f}_i \mathbf{f}_i'$. Because \mathbb{P} is a bounded superset of \mathbb{P}_* , and the equalities $\mathbf{M}(\zeta_{\mathbf{w}}) = \mathbf{M}_*$ are linear in \mathbf{w} , the set \mathbb{P}_* is a polytope in \mathbb{R}^d . Therefore, we will say that \mathbb{P}_* is the "polytope of optimal vectors of weights," more concisely "polytope of optimal weights".

As $\mathbb{P}_* = L(\Upsilon_*)$, that is, Υ_* is isomorphic to \mathbb{P}_* , we call Υ_* the "polytope of optimal designs". To characterize the polytope of optimal designs, we will first analyze the polytope \mathbb{P}_* of optimal weights in Section 3. In Section 4, we will formulate the results of Section 3 in the terms of optimal designs.

Example 3. Consider the situation from Examples 1 and 2. The design space is the cube $\mathcal{X} = [-1, 1]^3$, and the regression function is $\mathbf{f}(\mathbf{x}) = (1, x_1, x_2, x_3)'$, for all $\mathbf{x} = (x_1, x_2, x_3)' \in \mathcal{X}$. The number of parameters is $m = 4$. For the criterion of D -optimality ($p = 0$), the design ξ^* uniform on $\mathcal{Y} = \{\mathbf{y}_1, \dots, \mathbf{y}_8\}$ is a maximum optimal design, with $\mathbf{y}_1 = (-1, -1, -1)', \dots, \mathbf{y}_8 = (+1, +1, +1)'$. Indeed, the matrix $\mathbf{M}(\xi^*)$ is equal to \mathbf{I}_4 , therefore both (1) and (2) are satisfied. Hence, the polytope of optimal designs is $\Upsilon_* = \{\zeta \in \Upsilon : \sum_{i=1}^8 \zeta(\mathbf{y}_i) \mathbf{f}_i \mathbf{f}_i' = \mathbf{I}_4\}$ and the polytope of optimal weights is $\mathbb{P}_* = \{\mathbf{w} \in \mathbb{P} : \sum_{i=1}^8 w_i \mathbf{f}_i \mathbf{f}_i' = \mathbf{I}_4\}$.

3 The polytope of optimal weights

It is possible to give the following representation of \mathbb{P}_* that is slightly more economical than (3), because it does not explicitly include the normalization of the design weights:

$$\mathbb{P}_* = \{\mathbf{w} \geq \mathbf{0}_d : \mathbf{M}(\zeta_{\mathbf{w}}) = \mathbf{M}_*\}. \quad (4)$$

Indeed, if $\mathbf{w} \geq \mathbf{0}_d$ satisfies $\mathbf{M}(\zeta_{\mathbf{w}}) = \mathbf{M}_*$ then

$$\text{tr}(\mathbf{M}_*^p) = \text{tr}(\mathbf{M}(\zeta_{\mathbf{w}}) \mathbf{M}_*^{p-1}) = \sum_{i=1}^d w_i \mathbf{f}_i' \mathbf{M}_*^{p-1} \mathbf{f}_i = \text{tr}(\mathbf{M}_*^p) (\mathbf{1}'_d \mathbf{w}), \quad (5)$$

where the second equality follows from the basic properties of the trace, and the last equality follows from (1). As $\text{tr}(\mathbf{M}_*^D) > 0$, we see that $\mathbf{1}'_d \mathbf{w} = 1$, i.e., $\mathbf{w} \in \mathbb{P}$.

Equation (4) directly leads to the following representation of the polytope \mathbb{P}_* :

$$\mathbb{P}_* = \{\mathbf{w} \geq \mathbf{0}_d : \mathbf{A}\mathbf{w} = \mathbf{b}\}, \quad (6)$$

where

$$\mathbf{A} = [\text{vech}(\mathbf{f}_1 \mathbf{f}'_1), \dots, \text{vech}(\mathbf{f}_d \mathbf{f}'_d)],$$

and $\mathbf{b} = \text{vech}(\mathbf{M}_*)$. Geometrically, (6) is the intersection of a finite number of halfspaces; in the theory of polytopes such a representation is called the H-representation.

By q we will denote the number $m(m+1)/2$ of rows of \mathbf{A} , and by s the rank of \mathbf{A} . Since \mathbf{M}_* is nonsingular, $\mathbf{f}_1, \dots, \mathbf{f}_d$ span \mathbb{R}^m , we have $s \geq m$, that is $m \leq s \leq \min\{d, q\}$.

Note that the dimension of a subset of \mathbb{R}^d refers to the affine dimension of its affine hull.

Lemma 1. *The dimension of $\{\mathbf{M}(\zeta_{\mathbf{w}}) : \mathbf{w} \in \mathbb{P}\}$ is $s - 1$.*

The proof of Lemma 1 and other more technical proofs are deferred to the appendix. Note that Lemma 1 utilizes the specific properties of $\mathbf{f}_1, \dots, \mathbf{f}_d$ following from (1). For arbitrary vectors $\mathbf{f}_1, \dots, \mathbf{f}_d \in \mathbb{R}^m$, the dimension of $\{\mathbf{M}(\zeta_{\mathbf{w}}) : \mathbf{w} \in \mathbb{P}\}$ could also be s .

Since the vector of weights $\tilde{\mathbf{w}}^*$ that corresponds to the maximal optimal design satisfies $\tilde{\mathbf{w}}^* > \mathbf{0}_d$ and $\mathbf{A}\tilde{\mathbf{w}}^* = \mathbf{b}$, the dimension of \mathbb{P}_* is the dimension t of the null-space $\mathcal{N}(\mathbf{A})$. From the rank-nullity theorem we therefore have

Lemma 2. *The dimension of \mathbb{P}_* is $t := d - s$.*

Specifically, the polytope \mathbb{P}_* is trivial ($t = 0$), if and only if $d = s$, which is if and only if \mathbf{A} has full column rank. Note also that Proposition 2 implies $t \leq d - m$ (because $s \geq m$). In particular, for the frequent case $d = m$, the polytope \mathbb{P}_* is trivial.

A polytope in \mathbb{R}^t isomorphic to \mathbb{P}_* . The dimension of \mathbb{P}_* is $t \leq d - m$, that is, \mathbb{P}_* belongs to some proper affine subspace of \mathbb{R}^d . However, we can transform \mathbb{P}_* to a full-dimensional polytope $\mathbb{T}^* \subset \mathbb{R}^t$ with the same geometric properties¹² and a nonempty interior. Let $t > 0$, let the columns of $\mathbf{U} = (\mathbf{u}_1, \dots, \mathbf{u}_t)$ form an orthonormal basis of $\mathcal{N}(\mathbf{A})$ and let $\tilde{\xi}^*$ be a maximal optimal design with the vector of weights $\tilde{\mathbf{w}}^* > \mathbf{0}_d$. Define an affine mapping A at \mathbb{R}^t by $A(\mathbf{t}) = \mathbf{U}\mathbf{t} + \tilde{\mathbf{w}}^*$. Note that the image of A is the affine space $\mathcal{A} = \mathcal{N}(\mathbf{A}) + \tilde{\mathbf{w}}^* \supset \mathbb{P}_*$, and its inverse on \mathcal{A} is $A^{-1}(\mathbf{w}) = \mathbf{U}'(\mathbf{w} - \tilde{\mathbf{w}}^*)$. Therefore, A is an affine bijection between \mathbb{R}^t and \mathcal{A} , which means that the geometric structure of \mathbb{P}_* is the same as the structure of

$$\mathbb{T}_* := A^{-1}(\mathbb{P}_*) = \{\mathbf{t} \in \mathbb{R}^t : \mathbf{U}\mathbf{t} \geq -\tilde{\mathbf{w}}^*\}. \quad (7)$$

Note also that the polytope \mathbb{T}_* contains the origin, and the origin is in the interior of \mathbb{T}_* .

To obtain the so-called V-representation of \mathbb{P}_* , we need to find all of its vertices, that is, all vectors \mathbf{v} that are unique solutions to the problem $\min\{\mathbf{c}'\mathbf{w} : \mathbf{w} \in \mathbb{P}_*\}$ for some $\mathbf{c} \in \mathbb{R}^d$. The number ℓ of vertices of \mathbb{P}_* is finite; we will denote the vertices $\mathbf{v}_1, \dots, \mathbf{v}_\ell$.

¹²The number and incidence of the faces of all dimensions, the distance between vertices and so on.

The H-representation (6) is in fact the standard form of the set of feasible solutions of a linear program. As such, the well-established theory of linear programming can be used to give the following characterizations of the vertices of \mathbb{P}_* .

For $\mathbf{w} \in \mathbb{R}^d$ we also use the notation $\mathcal{S}(\mathbf{w}) := \{i \in \{1, \dots, d\} : w_i \neq 0\}$ for its "support".

Theorem 1. *The following statements are equivalent:*

1. \mathbf{v} is a vertex of \mathbb{P}_* , i.e., \mathbf{v} is the unique solution to the optimization problem $\min\{\mathbf{c}'\mathbf{w} : \mathbf{w} \in \mathbb{P}_*\}$ for some $\mathbf{c} \in \mathbb{R}^d$.
2. \mathbf{v} is an extreme point of \mathbb{P}_* , i.e., $\mathbf{v} \in \mathbb{P}_*$, and if $\mathbf{w}_1, \mathbf{w}_2 \in \mathbb{P}_*$ are such that $\mathbf{v} = \alpha\mathbf{w}_1 + (1-\alpha)\mathbf{w}_2$ for $\alpha \in (0, 1)$ then $\mathbf{w}_1 = \mathbf{w}_2 = \mathbf{v}$.
3. $\mathbf{v} \in \mathbb{P}_*$, and the vectors $\{\text{vech}(\mathbf{f}_i\mathbf{f}_i') : i \in \mathcal{S}(\mathbf{v})\}$ are linearly independent.
4. $\mathbf{v} \in \mathbb{P}_*$, and if $\mathbf{w} \in \mathbb{P}_*$ is such that $\mathcal{S}(\mathbf{w}) \subseteq \mathcal{S}(\mathbf{v})$, then $\mathcal{S}(\mathbf{w}) = \mathcal{S}(\mathbf{v})$.
5. $\mathbf{v} \in \mathbb{P}_*$, and if $\mathbf{w} \in \mathbb{P}_*$ is such that $\mathcal{S}(\mathbf{w}) \subseteq \mathcal{S}(\mathbf{v})$, then $\mathbf{w} = \mathbf{v}$.

4 The polytope of optimal designs

The properties of the polytope of optimal weights directly translate to the properties of the polytope of optimal designs.

Lemma 1 implies that the dimension of the set $\{\mathbf{M}(\zeta) : \zeta \in \Upsilon\}$ of the information matrices of all designs supported on \mathcal{Y} is $s - 1$. As a consequence, we obtain:

Proposition 1. *For every design $\zeta \in \Upsilon$ there is a design $\zeta^s \in \Upsilon$ with the support size of at most s such that $\mathbf{M}(\zeta) = \mathbf{M}(\zeta^s)$. In particular, there exists an optimal design supported on no more than s points.*

Note that $s \leq q$, and Proposition 1 with $s = q$ turns to the standard version of the Carathéodory theorem used in optimal design (e.g., Theorem 2.2.3 in Fedorov (1972) or Section 8.2. in Pukelsheim (2006)).

Recall that $\zeta_{\mathbf{w}} \in \Upsilon$ is the design determined by the weights $\mathbf{w} \in \mathbb{P}$ and let $\mathbf{v}_1, \dots, \mathbf{v}_\ell$ be the vertices of \mathbb{P}_* . We will call the corresponding designs $\nu_j = \zeta_{\mathbf{v}_j} \in \Upsilon_*$, $j = 1, \dots, \ell$, the "vertex optimal designs" (VODs). In simpler terms, for each vertex $\mathbf{v}_j = (v_{j,1}, \dots, v_{j,d})'$ of \mathbb{P}_* , $j \in \{1, \dots, \ell\}$, the uniquely determined vertex optimal design is

$$\nu_j = \left[\begin{array}{cccc} \mathbf{y}_1 & \mathbf{y}_2 & \cdots & \mathbf{y}_d \\ v_{j,1} & v_{j,2} & \cdots & v_{j,d} \end{array} \right] \in \Upsilon_*.$$

Since the mapping $\mathbf{w} \mapsto \zeta_{\mathbf{w}}$ is a linear isomorphism between \mathbb{P}_* and Υ_* , the role of the vertices $\mathbf{v}_1, \dots, \mathbf{v}_\ell$ in \mathbb{P}_* is completely analogous to the role of the VODs ν_1, \dots, ν_ℓ in Υ_* .

As a consequence of Lemma 2 we see that the dimension of Υ_* , understood as the dimension of its affine hull in Υ^\pm , is $t = d - s$. The knowledge of t and the inequality $s \geq m$ provides another variant of the Carathéodory theorem expressed in terms of the VODs:

Proposition 2. *Any optimal design can be represented as a convex combination of r VODs, where $r \leq t + 1 \leq d - m + 1$.*

The main theorem characterizing the VODs, based directly on Theorem 1, is

Theorem 2. *The following statements are equivalent:*

1. ν is a vertex optimal design, i.e., ν is the unique solution to the "linear-cost" optimization problem $\min\{\sum_{i=1}^d c_i \zeta(\mathbf{y}_i) : \zeta \in \Upsilon_*\}$ for some coefficients $c_1, \dots, c_d \in \mathbb{R}$.
2. ν is an extremal optimal design, i.e., $\nu \in \Upsilon_*$, and if $\zeta_1, \zeta_2 \in \Upsilon_*$ are such that $\nu = \alpha \zeta_1 + (1 - \alpha) \zeta_2$ for $\alpha \in (0, 1)$ then $\zeta_1 = \zeta_2 = \nu$.
3. ν is an optimal design with "independent support information matrices", i.e., $\nu \in \Upsilon_*$, and the matrices $\mathbf{f}(\mathbf{y})\mathbf{f}'(\mathbf{y})$, for $\mathbf{y} \in \mathcal{S}(\nu)$, are linearly independent.
4. ν is a minimal optimal design, i.e., $\nu \in \Upsilon_*$, and if $\zeta \in \Upsilon_*$ is such that $\mathcal{S}(\zeta) \subseteq \mathcal{S}(\nu)$, then $\mathcal{S}(\zeta) = \mathcal{S}(\nu)$.
5. ν is a unique optimal design on $\mathcal{S}(\nu)$, i.e., $\nu \in \Upsilon_*$, and if $\zeta \in \Upsilon_*$ is such that $\mathcal{S}(\zeta) \subseteq \mathcal{S}(\nu)$, then $\zeta = \nu$.

Note that Theorem 2, specifically part 1 \Leftrightarrow 3, implies that the support size of any VOD is between m and s .

Bounds on the number ℓ of the VODs. Theorem 2 also allows us to provide bounds on the number ℓ of the VODs. If ν_1, ν_2 are two distinct VODs, it follows that neither set $\mathcal{S}(\nu_1)$ nor $\mathcal{S}(\nu_2)$ can be a subset of the other, which follows from the part 1 \Leftrightarrow 5 of Theorem 2. That is, the system of the supports of the VODs forms a Sperner family; this provides a simple upper limit on the number of the VODs via the Sperner's theorem in terms of the simplest characteristic d : $\ell \leq \binom{d}{\lfloor d/2 \rfloor}$. If we also know s or the dimension t of Υ_* , we can improve the Sperner's bound as follows: since each s -tuple of independent elementary information matrices "supports" at most one VOD (see the part 1 \Leftrightarrow 3 of Theorem 2), we have $\ell \leq \binom{d}{s} = \binom{d}{t}$. For many situations, we can further improve the bound by using the form of (7) and the McMullen's Upper Bound Theorem (see, e.g., the introduction in Avis and Devroye (2000)), which gives $\ell \leq \binom{d - \lfloor \frac{t+1}{s} \rfloor}{s} + \binom{d - \lfloor \frac{t+2}{s} \rfloor}{s}$, utilizing the t -dimensional form (7) of the polytope \mathbb{P}_* .

On the other hand, since the support of each VOD must be at most s , and any maximal optimal design must be a convex combination of some VODs, we must have $\ell \geq \lceil d/s \rceil$. Also, since the dimension of Υ_* is t and the VODs generate Υ_* , we must have $\ell \geq t + 1$.

Specifically, for $t = 0$ ($t = 1, t = 2$) we have $\ell = 1$ ($\ell = 2, \ell \in \{3, \dots, d\}$).

5 Applications of the vertex optimal designs

If the optimal design is not unique, we can select one optimal design within Υ_* according to our requirements.

Optimal designs with a minimal support. If we require an optimal design with a small support, it is possible to select any of the VODs, because according to Theorem 2 they exactly

coincide with the minimal optimal designs. If we have the complete list of all VODs, it is even straightforward to determine the complete set of absolutely minimal optimal designs, because they must all be included in the set of all VODs.

Optimal designs minimizing a concave secondary criterion. A concave secondary criterion Ψ defined on Υ_* attains its minimum value at the set of the VODs, therefore a finite list of all VODs enables us to find one or more Ψ -minimal optimal designs by a simple enumeration. If Ψ is strictly concave on Υ_* , the VODs include all Ψ -minimal optimal designs. In this way, we can obtain, for instance, the list of all minimum-entropy optimal designs or the list of all maximum-norm optimal designs.

Optimal designs minimizing a linear secondary criterion. Consider a linear secondary criterion Ψ defined on Υ_* . While a Ψ -minimizing optimal design can be computed by solving a problem of linear programming, the list of all VODs provides much more: a computationally straightforward complete characterization of the set of *all* optimal solutions. Indeed, let $\nu_{j_1}, \dots, \nu_{j_L}$ be the VODs that minimize Ψ . Then the set of all convex combinations of these designs is the set of all Ψ -minimizing optimal designs. In this way, we can directly identify, for instance, the set of all optimal designs ζ^* minimizing the linear loss $\Psi(\zeta) = \sum_{i=1}^d c_i \zeta(\mathbf{y}_i)$, where $c_1, \dots, c_d \in \mathbb{R}$ are costs associated with the trials in $\mathbf{y}_1, \dots, \mathbf{y}_d$. See Subsection 7.2 for an illustration.

Optimal designs minimizing a convex secondary criterion. If the secondary criterion Ψ is convex, we can minimize it over Υ_* by means of appropriate mathematical programming solvers applied to the problem

$$\min \Psi(\zeta_{\mathbf{w}}), \text{ s.t. } \mathbf{w} \in \mathbb{P}_*. \quad (8)$$

Thus, using solvers for convex optimization under linear constraints, we can obtain for instance the minimum norm optimal design and the maximum entropy optimal design. These designs will typically be more densely supported and more "symmetric" than the VODs (cf. Subsection 5.1. in Harman et al. (2020)).

However, the polytope of optimal weights allows us to use two alternative approaches, which can be more efficient. First, applying the isomorphic representation \mathbb{T}_* of the polytope \mathbb{P}_* , see (7), we can solve the convex optimization problem

$$\min \Psi(\zeta_{\mathbf{w}}), \mathbf{w} = \mathbf{U}\mathbf{t} + \tilde{\mathbf{w}}^*, \text{ s.t. } \mathbf{U}\mathbf{t} \geq -\tilde{\mathbf{w}}^*. \quad (9)$$

Here, the variable \mathbf{t} is t -dimensional. Second, we can use the fact that the vertices $\mathbf{v}_1, \dots, \mathbf{v}_\ell$ of \mathbb{P}_* generate all optimal weights; therefore, we can solve the convex optimization problem

$$\min \Psi(\zeta_{\mathbf{w}}), \mathbf{w} = \sum_{i=1}^{\ell} a_i \mathbf{v}_i, \text{ s.t. } \mathbf{a} \geq \mathbf{0}_\ell, \mathbf{1}'_\ell \mathbf{a} = 1, \quad (10)$$

where the variable \mathbf{a} is ℓ -dimensional. For small t or small ℓ these two restatements can lead to much reduced computational effort. See 7.3 for a demonstration.

Optimal designs with a maximal support. The list of all VODs provides the complete characterization of all maximal optimal designs. Every such design is of the form $\alpha_1 \nu_1 + \dots + \alpha_\ell \nu_\ell$, where $\alpha_j \geq 0$, $\sum_j \alpha_j = 1$, $\cup_{j:\alpha_j>0} \mathcal{S}(\nu_j) = \mathcal{Y}$, and vice-versa. For instance, we can compute a "barycentric" maximal optimal design with $\alpha_j = 1/\ell$ for all $j = 1, \dots, \ell$.

Range of the optimal design weights. By means of the VODs, we can directly obtain the range of the optimal weights at $\mathbf{y}_1, \dots, \mathbf{y}_d$. Indeed, for \mathbf{y}_i , the optimal weights $\zeta^*(\mathbf{y}_i)$, $\zeta^* \in \Upsilon_*$, range in the (possibly degenerate) interval $W_i = [\min_j \nu_j(\mathbf{y}_i), \max_j \nu_j(\mathbf{y}_i)]$. Note that the interval W_i is in fact the projection of \mathbb{P}_* to the i -th coordinate axis. Analogously, we can compute and visualize projections of \mathbb{P}_* of dimensions larger than 1, which can provide complete information on the possible range of subvectors of optimal weights; see Subsection 7.4 for illustrations of such projections.

Recall that an exact design of size $N \in \mathbb{N}$ is a design that can be realized by exactly N trials. We can formally represent an exact design on \mathcal{Y} as an approximate design $\zeta \in \Upsilon$ such that $N\zeta(\mathbf{y}_i) \in \mathbb{N}$ for each $i = 1, \dots, d$.

Constructing efficient exact designs via rounding of VODs. The approximate designs with small supports, such as the VODs, are generally more appropriate for the "rounding" methods, which convert approximate designs to the exact designs.

For instance, the popular procedure called Efficient Rounding (see Pukelsheim and Rieder (1992)) is only meaningful if the approximate design to be rounded has a support smaller than the required size N of the exact design. The size of the support also appears in the formula for the lower bound on the efficiency of the resulting exact design, in the sense that the smaller the support, the better the bound (Section 7 in Pukelsheim and Rieder (1992)).

Moreover, it is possible to "round" an optimal approximate design by applying an advanced mathematical programming method (e.g., Sagnol and Harman (2015) or Ahipasaoglu (2021)) at the support of an optimal approximate design, which generally provides better exact designs than Efficient Rounding. This approach can only be practically feasible if the associated optimization problem has a small number of variables, that is, if the support of the optimal approximate design is small.

Constructing exact optimal designs by combining VODs. For the rational models, as explained in the next section, the VODs are always exact designs (of some sizes N_1, \dots, N_ℓ), and we can obtain exact designs of various sizes N by combining these designs. In particular, for some N_0 we can achieve an exact design of any size $N \geq N_0$ that is a multiple of the greatest common divisor $\gcd(N_1, \dots, N_\ell)$, cf. Nijenhuis and Wilf (1972).

6 Computation of the vertex optimal designs

Recall that the polytope \mathbb{P}_* of optimal weights has a straightforward H-representation (6), and its V-representation, providing the VODs, requires enumerating the vertices of \mathbb{P}_* .

In optimization, finding the extremal points of a polytope is called the vertex enumeration problem, which is known to be NP-complete (Khachiyan et al. (2009)). An overview of the vertex enumeration algorithms can be found in Matheiss and Rubin (1980) or Chapter 8 in Fukuda (2020). Generally, the algorithms can be divided into two categories: pivoting methods based on the simplex method by Dantzig (1951), and nonpivoting methods based on the double description method by Motzkin et al. (1953).

Each vertex of a t -dimensional polytope with a nonempty interior can be expressed in terms of t inequalities corresponding to t hyperplanes intersecting at the vertex. These inequalities form a basis of the vertex. In reverse search, a pivoting method developed by Avis and Fukuda (1996), a

graph is defined on the bases of the polytope and by computing a spanning tree of this graph, all bases, and thus, all vertices, are generated.

In contrast, the name "double description" stems from the fact that we always retain both H- and V-representation of the current polytope. More specifically, the defining inequalities are added one at a time and the vertex description is updated at each stage. Note, however, that the actual time to solve the vertex enumeration problems varies enormously, even for inputs of roughly the same size (see, e.g., Avis and Jordan (2015)).

In optimal design, the double description algorithm has already been used by Snee (1979) and by Coetzer and Haines (2017) to compute the extremal points of the design space in Scheffé mixture models with multiple linear constraints. In He (2017), the algorithm facilitated the construction a special type of minimax space-filling designs.

Rational arithmetic and rational optimal design problems. The vertex enumeration is completely reliable if the H-representation of the polytope involves only rational numbers; in that case the coordinates of the vertices are also rational. There exist efficient algorithms that use the rational arithmetic to convert a rational H-representation to the rational V-representation (see Fukuda (1997) and its R interface Geyer and Meeden (2023)).

For experimental design this means that if the polytope of optimal weights has a rational H-representation, we can use the rational arithmetic to provide a complete and perfectly reliable list of all VODs. We will call such optimal design problems "rational". Note that it more precisely means that the matrices $\mathbf{f}_i \mathbf{f}_i'$ have rational elements for all $i = 1, \dots, d$, and the optimal information matrix \mathbf{M}_* also has rational elements. These conditions are automatically satisfied if $\mathbf{f}_1, \dots, \mathbf{f}_d$ have rational elements, and the weights of at least one maximal optimal design are also rational.

While these assumptions may seem limiting, they enable us to take advantage of several positive characteristics of rational-arithmetic computations. Above all, in contrast to floating-point arithmetic, they don't accumulate rounding errors. Using rational arithmetic we can therefore avoid numerical instability, in particular in the cases when working with ill-conditioned and rank-deficient matrices.

As an example, consider the problem of computing the rank s of the matrix \mathbf{A} , i.e., the Carathéodory bound from Proposition 2. The rank of a matrix is an integer-valued function, which is discontinuous in any rank-deficient matrix. Thus, its value can change abruptly when the values of the elements of a rank-deficient matrix undergo minuscule perturbations that are caused by rounding errors in floating-point computations. It means that floating-point arithmetic is prone to errors in the identification of the rank of a matrix, while the results of the rational computation are completely reliable. The beneficial properties of rational arithmetic are well-known in the geometric computation community and many algorithms have been implemented in this manner (e.g., Hoffmann (1989), Eberly (2021)).

Besides the computational aspects, another important feature of the rational optimal-design problems is that all VODs ν_1, \dots, ν_ℓ have rational weights; that is, they are *exact* designs of some sizes N_1, \dots, N_ℓ . Therefore, the VODs provide a pool of optimal designs that can be realized with a finite number of trials. As mentioned in Section 5, the VODs can be combined to obtain exact designs of various sizes that are multiples of $\gcd(N_1, \dots, N_\ell)$.

Finally, it may be of some theoretical interest that in the rational optimal design problems, any approximate optimal design is a convex combination of at most $t + 1$ exact optimal designs, cf. Proposition 2.

7 Vertex optimal designs for selected problems

In this section, we focus on Φ_p -optimal designs, in particular for $p = 0$ and $p = -1$, i.e., on D - or A -optimal designs, for several standard regression models with k factors.

Note that in all these models the size d of the maximum optimal support grows superpolynomially with k , while the number m of parameters only grows polynomially. The standard Carathéodory theorem implies that there always exists an optimal design with the support size of at most $m(m+1)/2$. Therefore, in all models analyzed in this section, there exists some k^* such that the optimal designs are not unique for all $k \geq k^*$.

In each model analyzed in this section, the uniform design on the maximum optimum support \mathcal{Y} is a maximal optimal design. This design is necessarily the unique minimum-norm and maximum-entropy optimal design. Due to the symmetries of the studied models, the uniform design is equal to the barycentric optimal design, i.e., to the average of all VODs. Less trivial are the maximum-norm and minimum-entropy optimal designs. It turns out that for the models that we selected to analyze, these optimal designs coincide with the absolutely minimal optimal designs.

Furthermore, each of the optimal design problems from this section is a rational problem, as can be easily seen from the form of the model and the maximal optimal design. Therefore, we can use the rational arithmetic to reliably identify the sets of all VODs.¹³

All computations in this section were performed in the statistical software R; in particular, the V-representations are obtained using the package Geyer and Meeden (2023). For various purposes, we also utilized packages Lucas et al. (2023), Csárdi et al. (2023), Murdoch and Adler (2023), Habel et al. (2023) and Harman and Filová (2019). We used a 64-bit Windows 11 system with an Intel Core i7-9750H processor operating at 2.60 GHz.

7.1 The first-degree model on $[0, 1]^k$ without a constant term

Consider the model

$$E(Y_{\mathbf{x}}) = \beta_1 x_1 + \dots + \beta_k x_k, \text{ s.t. } \mathbf{x} = (x_1, \dots, x_k)' \in \mathcal{X} = [0, 1]^k, \quad (11)$$

where $k \geq 3$.¹⁴ For $j = 1, \dots, k$, let $\mathcal{V}(j)$ be the set of all vectors in $\{0, 1\}^k$ with exactly j components equal to 1. It can be verified that (cf. Pukelsheim (2006), page 376): If k is odd, the maximum optimal support is $\mathcal{Y}_D = \mathcal{Y}_A = \mathcal{V}(k/2 + 1/2)$ for both D - and A -optimality. If k is even, the maximum optimal support is $\mathcal{Y}_D = \mathcal{V}(k/2) \cup \mathcal{V}(k/2 + 1)$ for D -optimality and $\mathcal{Y}_A = \mathcal{V}(k/2)$ for A -optimality.

The design uniform on \mathcal{Y}_D is a maximal D -optimal design for any k , and it is the unique D -optimal design for $k \leq 5$. Similarly, the design uniform on \mathcal{Y}_A is a maximal A -optimal design for any k , and it is the unique A -optimal design for $k \leq 5$.

For $k = 6$ and the D -criterion, the dimension of Υ_* is $t = 14$, and there are $\ell = 150$ VODs. The VODs can be split into two classes of isomorphic designs.¹⁵ The first class consists of the 30

¹³We provide a description of the VODs for k smaller than a limit given by our computational capabilities. For some values of k , we were only able to compute the dimension of the polytope of optimal designs.

¹⁴The case $k = 1$ is trivial. For $k = 2$ all Φ_p -optimal designs are unique (Section 8.6 in Pukelsheim (2006)).

¹⁵For this model, we consider two designs to be "isomorphic", if they are the same up to a relabeling of the factors. If ν is a VOD, then any of the designs isomorphic to ν is also a VOD. This allows us to describe a large class of VODs by giving a single representative of the class.

VODs that are isomorphic to¹⁶

$$\begin{bmatrix} 0 & 0 & 0 & 1 & 1 & 1 & 1 \\ 0 & 1 & 1 & 0 & 0 & 1 & 1 \\ 1 & 0 & 1 & 0 & 1 & 0 & 1 \\ 1 & 1 & 0 & 1 & 0 & 0 & 1 \\ 1 & 1 & 0 & 0 & 1 & 1 & 0 \\ 1 & 0 & 1 & 1 & 0 & 1 & 0 \\ \hline \frac{1}{7} & \frac{1}{7} & \frac{1}{7} & \frac{1}{7} & \frac{1}{7} & \frac{1}{7} & \frac{1}{7} \end{bmatrix}. \quad (12)$$

Recall the design notation from Section 2: the columns of the above table represent the support points of the design and the weights assigned to these points. Note that one of these VODs has been computed by integer quadratic programming as an exact D -optimal design of size $7K$, $K \in \mathbb{N}$; see Table 1 in Filová and Harman (2020). For $k = 6$, these 30 VODs are the absolutely minimal D -optimal designs.

The second class of VODs for D -optimality and $k = 6$, consists of the 120 VODs isomorphic to the uniform design

$$\begin{bmatrix} 0 & 0 & 0 & 0 & 0 & 0 & 0 & 0 & 0 & 1 & 1 & 1 & 1 & 1 & 1 & 1 & 1 & 1 & 1 & 1 \\ 0 & 0 & 0 & 1 & 1 & 1 & 1 & 1 & 1 & 0 & 0 & 0 & 0 & 0 & 0 & 1 & 1 & 1 & 1 & 1 \\ 1 & 1 & 1 & 0 & 0 & 0 & 1 & 1 & 1 & 0 & 0 & 0 & 1 & 1 & 1 & 0 & 0 & 0 & 1 & 1 \\ 1 & 1 & 1 & 0 & 1 & 1 & 0 & 0 & 1 & 0 & 1 & 1 & 0 & 0 & 1 & 0 & 1 & 1 & 0 & 0 \\ 0 & 1 & 1 & 1 & 1 & 1 & 0 & 1 & 0 & 1 & 0 & 1 & 0 & 1 & 1 & 1 & 0 & 0 & 0 & 1 \\ 1 & 0 & 1 & 1 & 0 & 1 & 1 & 1 & 0 & 1 & 1 & 1 & 1 & 0 & 0 & 0 & 0 & 1 & 1 & 0 \\ \hline \frac{1}{21} & \frac{1}{21} & \frac{1}{21} & \frac{1}{21} & \frac{1}{21} & \frac{1}{21} & \frac{1}{21} & \frac{1}{21} & \frac{1}{21} & \frac{1}{21} & \frac{1}{21} & \frac{1}{21} & \frac{1}{21} & \frac{1}{21} & \frac{1}{21} & \frac{1}{21} & \frac{1}{21} & \frac{1}{21} & \frac{1}{21} & \frac{1}{21} \end{bmatrix}. \quad (13)$$

For $k = 6$ and for the criterion of A -optimality, Υ_* has dimension $t = 5$, and there are $\ell = 12$ VODs, all isomorphic to

$$\begin{bmatrix} 0 & 0 & 0 & 0 & 0 & 1 & 1 & 1 & 1 & 1 \\ 0 & 0 & 1 & 1 & 1 & 0 & 0 & 0 & 1 & 1 \\ 1 & 1 & 0 & 0 & 1 & 0 & 0 & 1 & 0 & 1 \\ 1 & 1 & 0 & 1 & 0 & 0 & 1 & 0 & 1 & 0 \\ 0 & 1 & 1 & 1 & 0 & 1 & 0 & 1 & 0 & 0 \\ 1 & 0 & 1 & 0 & 1 & 1 & 1 & 0 & 0 & 0 \\ \hline \frac{1}{10} & \frac{1}{10} & \frac{1}{10} & \frac{1}{10} & \frac{1}{10} & \frac{1}{10} & \frac{1}{10} & \frac{1}{10} & \frac{1}{10} & \frac{1}{10} \end{bmatrix}. \quad (14)$$

One of these VODs has been identified by integer quadratic programming as an A -optimal exact design of size $10K$, $K \in \mathbb{N}$; see Table 2 in Filová and Harman (2020). For $k = 6$, these 12 VODs are the absolutely minimal A -optimal designs. A 3-dimensional projection of \mathbb{P}_* and its 12 vertices are depicted in Figure 1.

For $k = 7$ the sets of all D -optimal and all A -optimal designs coincide. The dimension of Υ_* is $t = 14$ and it has $\ell = 150$ vertices; their structure is similar to the case of D -optimality for $k = 6$.

For $k = 8$ the dimension of Υ_* is $t = 90$ for D -optimality and $t = 42$ for A -optimality. We were not able to enumerate the individual VODs for this size.

Relations to block designs. It has been observed (e.g., page 378 in Pukelsheim (2006), Corollary 3.5 in Cheng (1987), Example 6 in Schwabe and Wierich (1995)) that in some models there is a "sparse" optimal design, uniform on a proper subset of what we call maximum optimal

¹⁶Our notion of isomorphism means that all the 30 VODs in this class can be obtained by permuting the rows of the table representing the factors. Note that permuting the columns corresponds to the same VOD, since the designs are given by the *sets* of columns.

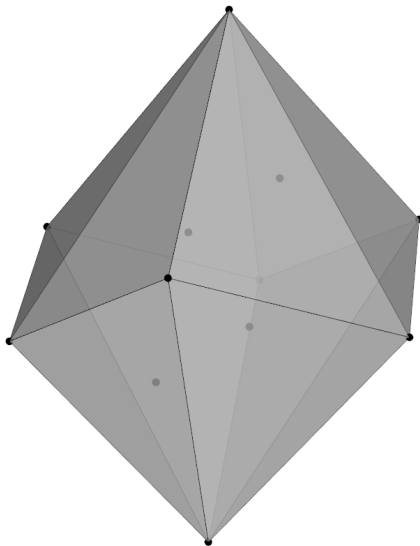


Figure 1: A 3-dimensional projection of the 5-dimensional polytope \mathbb{P}_* of A -optimal weights for model 11 with $k = 6$ factors. The projections of the 12 vertices of \mathbb{P}_* are depicted by black dots.

support; such a subset usually consists of points that have nice combinatorial properties. It turns out that many of these sparse uniform designs are actually VODs.

Let us demonstrate this for the model (11) with $k = 6$. The D -optimal information matrix for this model is $\mathbf{M}_* = \frac{2}{7}\mathbf{I}_6 + \frac{2}{7}\mathbf{J}_6$, which corresponds to the uniform design on the maximum optimal support. Consider the 6×7 matrix \mathbf{X} composed of the 7 support points of (12). Clearly, \mathbf{X} can be viewed as the incidence matrix of a binary block design for 6 treatments and 7 blocks. Now, let \mathbf{X} be any binary $6 \times b$ incidence matrix of a block design with 6 treatments and b blocks. Then the information matrix of the uniform design $\zeta_{\mathbf{X}}$ with support given by \mathbf{X} is completely determined by the number b of blocks, by the replication numbers and by the concurrences of the treatments in the matrix \mathbf{X} . The D -optimal information matrix \mathbf{M}_* is achieved by $\zeta_{\mathbf{X}}$ such that the binary block design \mathbf{X} satisfies

$$\frac{r}{b} = \frac{4}{7} \text{ and } \frac{\lambda}{b} = \frac{2}{7}, \quad (15)$$

where r is the common replication number (i.e., each treatment is contained in exactly r blocks), and λ is the common concurrence (i.e., each pair of treatments is contained in exactly λ blocks). A binary block design with a possibly nonconstant block size, with a constant replication number r and a constant concurrence λ is called a pairwise balanced design (PBD); see, e.g., Wilson (1975). It follows that all PBDs for 6 treatments that satisfy (15) determine uniform D -optimal designs for (11) with $k = 6$. In particular, the support points of the 30 VODs isomorphic to (12) correspond to PBDs that satisfy (15) with $r = 4$, $\lambda = 2$ and $b = 7$, and the 120 VODs isomorphic to (13) correspond to PBDs that satisfy (15) with $r = 12$, $\lambda = 6$ and $b = 21$.

The VODs that are isomorphic to (14) can be obtained from a similar construction based on the balanced incomplete block designs (BIBDs), which are PBDs with constant block sizes (Pukelsheim (2006), p. 378, cf. Cheng (1987)). The support points of (14) correspond to the BIBD with $v = 6$, $r = 5$, $\lambda = 2$, $b = 10$ and the common block size 3.

7.2 The first-degree model on $[-1, 1]^k$ without a constant term

In this subsection we consider the model

$$E(Y_{\mathbf{x}}) = \beta_1 x_1 + \cdots + \beta_k x_k, \text{ s.t. } \mathbf{x} = (x_1, \dots, x_k)' \in \mathcal{X} = [-1, 1]^k, \quad (16)$$

where $k \geq 2$.¹⁷ For this model, it is simple to verify via (1) and (2) that the uniform design on $\mathcal{Y} = \{-1, 1\}^k$ is a maximal optimal design with respect to all Kiefer's criteria. This design is not uniquely optimal for any k .

For $k = 2$, the dimension of Υ_* is $t = 2$, and there are $\ell = 4$ VODs, each uniform on a two-point support. If we denote the elements of \mathcal{Y} as $\mathbf{y}_1 = (-1, -1)'$, $\mathbf{y}_2 = (-1, 1)'$, $\mathbf{y}_3 = (1, -1)'$, and $\mathbf{y}_4 = (1, 1)'$, the VODs are uniform designs on the pairs $\{\mathbf{y}_1, \mathbf{y}_2\}$, $\{\mathbf{y}_1, \mathbf{y}_3\}$, $\{\mathbf{y}_2, \mathbf{y}_4\}$ and $\{\mathbf{y}_3, \mathbf{y}_4\}$. These designs are the absolutely minimal optimal designs. They can be combined to construct exact optimal designs of sizes $N = 2K$, $K \in \mathbb{N}$.

For $k = 3$, the dimension of Υ_* is $t = 4$, and there are $\ell = 16$ VODs, all isomorphic¹⁸ to

$$\begin{bmatrix} +1 & -1 & -1 & +1 \\ +1 & -1 & +1 & -1 \\ +1 & +1 & -1 & -1 \\ \hline \frac{1}{4} & \frac{1}{4} & \frac{1}{4} & \frac{1}{4} \end{bmatrix}.$$

Note that the matrix of the support points is a submatrix of a 4×4 Hadamard matrix. These designs are the absolutely minimal optimal designs. They can be combined to construct a variety of optimal designs that are exact of sizes $N = 4K$, $K \in \mathbb{N}$.

For $k = 4$, the dimension of Υ_* is $t = 9$, and there are $\ell = 32$ VODs, all isomorphic to

$$\begin{bmatrix} +1 & +1 & +1 & +1 \\ +1 & -1 & -1 & +1 \\ +1 & -1 & +1 & -1 \\ +1 & +1 & -1 & -1 \\ \hline \frac{1}{4} & \frac{1}{4} & \frac{1}{4} & \frac{1}{4} \end{bmatrix}.$$

The support points form a 4×4 Hadamard matrix. In fact, the uniform design on the rows of any Hadamard matrix of order 4 is a VOD and the support vectors of any VOD form a Hadamard matrix of order 4. These 32 VODs are the absolutely minimal optimal designs. They can be combined to construct exact optimal designs of sizes $N = 4K$, $K \in \mathbb{N}$.

For $k = 5$ the dimension of Υ_* is $t = 21$, and there are as many as $\ell = 35328$ VODs. Of these, 2560 are uniform designs on an 8-point support (i.e., they are exact of size $N = 8$) and 32678 are nonuniform, supported on 11 points ($N = 12$). They can be used to construct exact optimal designs of sizes $N = 4K$ for $K \in \mathbb{N}$, $K \geq 2$.

For $k = 6$, the dimension of Υ_* is $t = 48$; for this size of the problem, the enumeration of the VODs was prohibitive for our computer equipment.

Cost-minimizing designs. As mentioned in Section 5, the list of all VODs allows us to completely describe the class of linear-cost minimizing designs. Consider model (16) with $k = 5$

¹⁷The case $k = 1$ is trivial.

¹⁸In this subsection, we consider two designs to be isomorphic, if one can be obtained from the other one by any sequence of operations involving relabeling the factors, reverting the signs of any subset of the factors, and reverting all signs of the factors for any subset of the support points. For a design matrix representing a VOD, these operations mean permuting the rows corresponding to the factors, multiplying any set of rows corresponding to the factors by -1 , and multiplying the factor levels of any set of columns by -1 .

factors and assume that the cost of the trial in $\mathbf{y} \in \{-1, +1\}^5$ is $c = an_- + bn_+$, $a < b$, where n_- is the number of levels -1 and n_+ is the number of levels $+1$ in \mathbf{y} . It is a matter of simple enumeration to determine that the VOD

$$\begin{bmatrix} +1 & -1 & -1 & -1 & +1 & -1 & -1 & -1 \\ -1 & +1 & -1 & -1 & -1 & +1 & -1 & -1 \\ -1 & -1 & +1 & -1 & -1 & -1 & +1 & -1 \\ -1 & -1 & -1 & +1 & -1 & -1 & -1 & +1 \\ -1 & -1 & -1 & -1 & +1 & +1 & +1 & +1 \\ \hline \frac{1}{8} & \frac{1}{8} & \frac{1}{8} & \frac{1}{8} & \frac{1}{8} & \frac{1}{8} & \frac{1}{8} & \frac{1}{8} \end{bmatrix}. \quad (17)$$

minimizes this cost, as does any of the 4 VODs that can be obtained from (17) by relabeling the factors. However, the VOD

$$\begin{bmatrix} +1 & -1 & -1 & -1 & -1 & -1 & -1 & -1 & -1 & -1 \\ -1 & +1 & -1 & -1 & -1 & +1 & +1 & -1 & +1 & -1 \\ -1 & -1 & +1 & -1 & -1 & +1 & -1 & +1 & -1 & +1 \\ -1 & -1 & -1 & +1 & -1 & -1 & +1 & +1 & -1 & +1 \\ -1 & -1 & -1 & -1 & +1 & -1 & -1 & -1 & +1 & +1 \\ \hline \frac{1}{6} & \frac{1}{12} & \frac{1}{12} & \frac{1}{12} & \frac{1}{12} & \frac{1}{12} & \frac{1}{12} & \frac{1}{12} & \frac{1}{12} & \frac{1}{12} \end{bmatrix}. \quad (18)$$

also minimizes this cost, as does any of the 4 VODs that can be obtained from (18) by relabeling the factors. That is, the set of all cost-minimizing optimal designs is the set of all convex combinations of these 10 VODs. Note that they provide exact optimal designs of sizes $N = 4K$ for $K \in \mathbb{N}$, $K \geq 2$.

7.3 The first-degree model on $[-1, 1]^k$

Here we consider the model

$$E(Y_{\mathbf{x}}) = \beta_1 + \beta_2 x_1 + \cdots + \beta_{k+1} x_k, \text{ s.t. } \mathbf{x} = (x_1, \dots, x_k)' \in \mathcal{X} = [-1, 1]^k, \quad (19)$$

for $k \geq 1$. For this model, it is again simple to verify that the uniform design on $\mathcal{Y} = \{-1, 1\}^k$ is a maximal optimal design with respect to all of Kiefer's criteria. This is the unique optimal design for $k = 1$ and $k = 2$.

For $k = 3$, the dimension of Υ_* is $t = 1$, and there are $\ell = 2$ VODs, as described in Examples 1-3 for $\alpha = 0$ and $\alpha = 1$. Both these VODs are exact designs of size $N = 4$, absolutely minimal optimal designs, and they can be combined to form exact optimal designs of sizes $N = 4K$ for any $K \in \mathbb{N}$.

The situation is more interesting for $k = 4$: the dimension of Υ_* is $t = 5$, and there are $\ell = 26$ VODs, which can be split into 3 classes of isomorphic designs.¹⁹ The first subclass includes 8 uniform designs isomorphic to

$$\begin{bmatrix} +1 & +1 & +1 & +1 & -1 & -1 & -1 & -1 \\ +1 & -1 & -1 & +1 & +1 & -1 & -1 & +1 \\ +1 & -1 & +1 & -1 & +1 & -1 & +1 & -1 \\ +1 & +1 & -1 & -1 & +1 & +1 & -1 & -1 \\ \hline \frac{1}{8} & \frac{1}{8} & \frac{1}{8} & \frac{1}{8} & \frac{1}{8} & \frac{1}{8} & \frac{1}{8} & \frac{1}{8} \end{bmatrix}.$$

¹⁹In this subsection, we consider two designs to be isomorphic, if one can be obtained from the other one by a sequence of operations involving relabeling the factors and reverting the signs of a subset of the factors.

This matrix of support points is formed by concatenating a normalized Hadamard matrix \mathbf{H}_4 of order 4 and the matrix constructed from \mathbf{H}_4 by reverting the signs of the first row. Its transpose forms an 8×4 orthogonal array with two levels of strength 2.

The second class of VODs consists of two designs isomorphic to the uniform design

$$\begin{bmatrix} +1 & +1 & +1 & +1 & -1 & -1 & -1 & -1 \\ +1 & -1 & -1 & +1 & -1 & +1 & +1 & -1 \\ +1 & -1 & +1 & -1 & -1 & +1 & -1 & +1 \\ +1 & +1 & -1 & -1 & -1 & -1 & +1 & +1 \\ \hline \frac{1}{8} & \frac{1}{8} & \frac{1}{8} & \frac{1}{8} & \frac{1}{8} & \frac{1}{8} & \frac{1}{8} & \frac{1}{8} \end{bmatrix}.$$

This support matrix can be constructed as $[\mathbf{H}_4, -\mathbf{H}_4]$. Its transpose forms an 8×4 orthogonal array of strength 3. The VODs belonging to these two classes of uniform designs supported on 8 points are the absolutely minimal optimal designs.

The third class of isomorphic VODs for $k = 4$ contains 16 designs, which are no longer uniform. They are all isomorphic to the following design supported on 11 points:

$$\begin{bmatrix} -1 & -1 & -1 & +1 & -1 & -1 & -1 & +1 & +1 & +1 & +1 \\ -1 & -1 & +1 & -1 & -1 & +1 & +1 & -1 & -1 & +1 & +1 \\ -1 & +1 & -1 & -1 & +1 & -1 & +1 & -1 & +1 & -1 & +1 \\ +1 & -1 & -1 & -1 & +1 & +1 & -1 & +1 & -1 & -1 & +1 \\ \hline \frac{1}{12} & \frac{1}{12} & \frac{1}{12} & \frac{1}{12} & \frac{1}{12} & \frac{1}{12} & \frac{1}{12} & \frac{1}{12} & \frac{1}{12} & \frac{1}{12} & \frac{1}{6} \end{bmatrix}.$$

If the point with weight $1/6$ were to be replicated twice, then the support points would form a transpose of a 12×4 orthogonal array with two levels of strength 2.

Combined, the 26 VODs for $k = 4$ provide exact designs of sizes $N = 4K$, $K \in \mathbb{N}$, $K \geq 2$.

For $k = 5$, the dimension of Υ_* is $t = 16$, and the number of VODs is $\ell = 14110$. The support sizes of the VODs are 8 (they are all exact designs of the size $N = 8$), 11 ($N = 12$), 12 ($N = 12$), 13 ($N = 20$), 15 ($N = 24$), and 16 ($N = 16, 28, 32, 36$). The VODs can be combined to provide exact designs of sizes $N = 4K$, $K \in \mathbb{N}$, $K \geq 2$.

For $k = 6$ the dimension of Υ_* is $t = 42$, and the enumeration of the VODs exceeded the capabilities of our computer equipment.

Optimal designs maximizing a concave secondary criterion. To illustrate the search for an optimal design that performs best with respect to an auxiliary concave criterion, consider the model (19) with $k = 4$ and the optimization problem

$$\max \Phi_0 \left(\sum_{i=1}^d r_i \zeta(\mathbf{y}_i) \mathbf{f}_i \mathbf{f}_i' \right), \text{ s.t. } \zeta \in \Upsilon_*, \quad (20)$$

where $r_1, \dots, r_d \in (0, 1]$ are given coefficients. The problem (20) can be interpreted as optimizing Φ_0 on Υ_* in a heteroskedastic version of (19), with variances of the observations in $\mathbf{y}_1, \dots, \mathbf{y}_d$ proportional to $1/r_1, \dots, 1/r_d$. An alternative interpretation is optimizing Φ_0 on Υ_* in (20) for proportions $1 - r_1, \dots, 1 - r_d$ of failed trials in $\mathbf{y}_1, \dots, \mathbf{y}_d$.

For illustration, we chose the coefficients $r_i = 1$ for $\mathbf{y}_i = (-1, -1, -1, -1)'$, $r_i = 0.95$ for all four \mathbf{y}_i that contain one level $+1$, $r_i = 0.85$ for all six \mathbf{y}_i that contain two levels $+1$, $r_i = 0.70$ for all four \mathbf{y}_i that contain three levels $+1$ and $r_i = 0.50$ for $\mathbf{y}_i = (+1, +1, +1, +1)'$.

We formulated (20) in the form (9) based on \mathbb{T}_* . Note that instead of this form, one can also use the forms (8) or (10), but our version works with $\mathbf{t} \in \mathbb{R}^5$, whereas (8) is based on $\mathbf{w} \in \mathbb{R}^{16}$ and

(10) is based on $\mathbf{a} \in \mathbb{R}^{26}$. Moreover, (9) requires maximizing a concave function over a feasible set with a guaranteed interior point $\mathbf{0}_5 \in \mathbb{T}_*$. This allowed us to solve the problem with a function as simple as `constrOptim` of R. This procedure provided the design

$$\left[\begin{array}{cccccccccccc} -1 & +1 & +1 & -1 & +1 & -1 & -1 & +1 & +1 & +1 & -1 & +1 \\ -1 & +1 & -1 & +1 & -1 & +1 & -1 & +1 & +1 & -1 & +1 & +1 \\ -1 & -1 & +1 & +1 & -1 & -1 & +1 & +1 & -1 & +1 & +1 & +1 \\ -1 & -1 & -1 & -1 & +1 & +1 & +1 & -1 & +1 & +1 & +1 & +1 \\ \hline 0.156 & 0.094 & 0.094 & 0.094 & 0.094 & 0.094 & 0.094 & 0.062 & 0.062 & 0.062 & 0.062 & 0.032 \end{array} \right]. \quad (21)$$

Curiously, the optimal design weights are almost exactly $5/32$, $3/32$, $2/32$ and $1/32$, i.e., the exact design of size $N = 32$ with these proportions is optimal for the primary problem and nearly optimal for the problem (20).

7.4 The first-degree model on $[-1, 1]^k$ with interactions

Consider the model

$$E(Y_{\mathbf{x}}) = \beta_1 + \sum_{i=1}^k \beta_{i+1} x_i + \sum_{1 \leq i < j \leq k} \beta_{i,j} x_i x_j, \text{ s.t. } \mathbf{x} = (x_1, \dots, x_k)' \in \mathcal{X} = [-1, 1]^k, \quad (22)$$

where $k \geq 2$ is the number of factors, and $m = 1 + k + \binom{k}{2}$ is the number of parameters. For this model, it is again simple to verify that the uniform design on $\mathcal{Y} = \{-1, 1\}^k$ is a maximal Φ_p -optimal design for any p . It is the unique optimal design for $k = 2, 3, 4$.

However, for $k = 5$, an infinite number of optimal designs already exist; the dimension of Υ_* is $t = 1$, and there are $\ell = 2$ VODs, mutually isomorphic.²⁰ One of these two VODs is the uniform design

$$\left[\begin{array}{cccccccccccccccc} -1 & -1 & -1 & -1 & -1 & -1 & -1 & -1 & +1 & +1 & +1 & +1 & +1 & +1 & +1 \\ -1 & -1 & -1 & -1 & +1 & +1 & +1 & +1 & -1 & -1 & -1 & -1 & +1 & +1 & +1 \\ -1 & -1 & +1 & +1 & -1 & -1 & +1 & +1 & -1 & -1 & +1 & +1 & -1 & -1 & +1 \\ -1 & +1 & -1 & +1 & -1 & +1 & -1 & +1 & -1 & +1 & -1 & +1 & -1 & +1 & -1 \\ +1 & -1 & -1 & +1 & -1 & +1 & +1 & -1 & -1 & +1 & +1 & -1 & +1 & -1 & +1 \\ \hline \frac{1}{16} & \frac{1}{16} & \frac{1}{16} & \frac{1}{16} & \frac{1}{16} & \frac{1}{16} & \frac{1}{16} & \frac{1}{16} & \frac{1}{16} & \frac{1}{16} & \frac{1}{16} & \frac{1}{16} & \frac{1}{16} & \frac{1}{16} & \frac{1}{16} \end{array} \right].$$

Its support points form the transpose of a 16×5 orthogonal array of strength 4. Both of these VODs are absolutely minimal optimal designs. They can be combined to obtain exact optimal designs of sizes $N = 16K$, $K \in \mathbb{N}$.

For $k = 6$, the dimension of Υ_* is $t = 7$ and there are $\ell = 78$ VODs. The visualizations of selected 2-dimensional projections of the corresponding \mathbb{P}_* are in Figure 2. Of these 78 VODs, 14 are uniform on a 32-point support (exact of sizes $N = 32$), and 64 are nonuniform on a 57-point support ($N = 80$). Combining these VODs yields exact optimal designs of sizes $N = 32$ and $N = 16K$ for all $K \geq 4$.

For $k = 7$ the computation of the dimension of the polytope of optimal designs and the enumeration of the individual VODs were both prohibitive for us.

²⁰Again, we consider two designs to be isomorphic if they can be obtained one from the other by a sequence of operations involving relabeling the factors and negating the signs of any subset of factors.

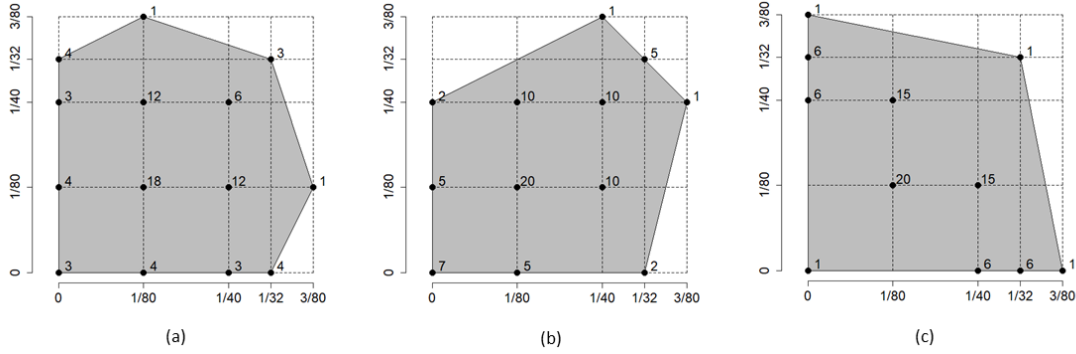


Figure 2: Projections of the polytope \mathbb{P}_* for the model (22) with $k = 6$ factors to two-dimensional planes determined by various pairs of coordinate axes. More precisely, the panels (a), (b), and (c) depict the pairs $(\zeta^*(\mathbf{y}_{i_1}), \zeta^*(\mathbf{y}_{i_2}))$ for optimal designs $\zeta^* \in \Upsilon_*$, where $i_1, i_2 \in \{1, \dots, d\}$ are such that $\mathbf{y}'_{i_1} \mathbf{y}_{i_2} \in \{-2, 0\}$, $\mathbf{y}'_{i_1} \mathbf{y}_{i_2} \in \{-4, 2\}$ and $\mathbf{y}'_{i_1} \mathbf{y}_{i_2} \in \{-6, 4\}$, respectively. The projections of the 78 vertices of \mathbb{P}_* are depicted by black dots. Note that the projections of groups of vertices coincide: the number near a dot signifies the number of vertices whose projections overlap.

7.5 The additive second-degree model on $[-1, 1]^k$

As the last example, we consider the model

$$E(Y_{\mathbf{x}}) = \beta_1 + \sum_{i=1}^k \beta_{i+1} x_i + \sum_{i=1}^k \beta_{i+1+k} x_i^2, \text{ s.t. } \mathbf{x} = (x_1, \dots, x_k)' \in \mathcal{X} = [-1, 1]^k, \quad (23)$$

$k \geq 1$, and the number of parameters is $m = 2k + 1$. For this model, it is possible to verify that the uniform design on $\mathcal{Y} = \{-1, 0, 1\}^k$ is a maximal D -optimal²¹ design; cf. Pukelsheim (2006) (Sections 9.5 and 9.9) for $k = 1$, and Schwabe and Wierich (1995) for $k > 1$. For $k = 1$ and $k = 2$, the uniform design on \mathcal{Y} is the unique D -optimal design.

However, for $k = 3$ the dimension of the polytope of optimal designs is already $t = 8$ and there are $\ell = 66$ VODs.

First, there are 12 VODs, uniform on 9 points, which form two distinct isomorphism classes.²² A representative of the 4 members of the first class of VODs is the design

$$\begin{bmatrix} -1 & +1 & 0 & +1 & 0 & -1 & 0 & -1 & +1 \\ -1 & 0 & +1 & -1 & 0 & +1 & -1 & 0 & +1 \\ -1 & -1 & -1 & 0 & 0 & 0 & +1 & +1 & +1 \\ \hline \frac{1}{9} & \frac{1}{9} & \frac{1}{9} & \frac{1}{9} & \frac{1}{9} & \frac{1}{9} & \frac{1}{9} & \frac{1}{9} & \frac{1}{9} \end{bmatrix}.$$

A representative of the 8 members of the second class of VODs is the design

$$\begin{bmatrix} -1 & +1 & 0 & 0 & -1 & +1 & +1 & 0 & -1 \\ -1 & 0 & +1 & -1 & 0 & +1 & -1 & 0 & +1 \\ -1 & -1 & -1 & 0 & 0 & 0 & +1 & +1 & +1 \\ \hline \frac{1}{9} & \frac{1}{9} & \frac{1}{9} & \frac{1}{9} & \frac{1}{9} & \frac{1}{9} & \frac{1}{9} & \frac{1}{9} & \frac{1}{9} \end{bmatrix}.$$

²¹For this model, we consider only the criterion of D -optimality, since an analytic formula for A -optimal designs for (23) with $k > 1$ does not seem to be available in the literature, nor trivial to derive.

²²We consider the same notion of isomorphism as in the previous two subsections: two designs to be isomorphic if they can be obtained one from the other by a sequence of factor relabelings and negations.

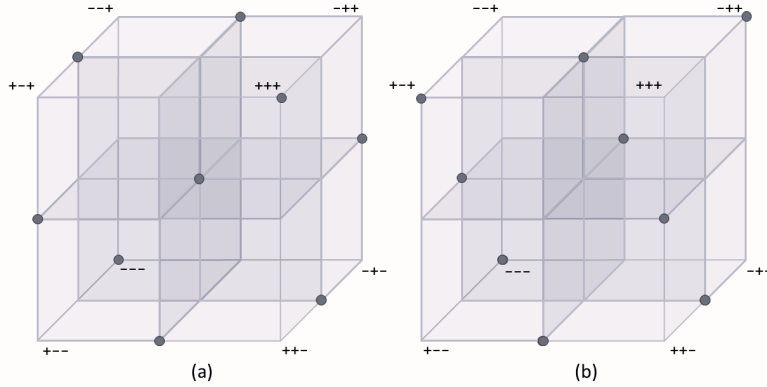


Figure 3: Vertex D -optimal designs for the model (23) with $k = 3$. The panel (a) shows a representative of the class of 4 isomorphic VODs. More precisely, the gray dots depict the support points of the uniform VOD. Similarly, the panel (b) displays a representative of the class of 8 isomorphic VODs. The corners $(\pm 1, \pm 1, \pm 1)'$ of the cube are denoted by the corresponding signs. Note that this optimal design problem also has 54 more complex VODs; they are not visualized in this figure.

The support points of these 12 VODs form the transpose of an orthogonal array of strength 2 with $v = 3$ levels and $k = 3$ factors. The nice geometric properties of these designs are apparent from Figure 3. These VODs are absolutely minimal optimal designs.

The remaining 54 VODs are all designs supported on 17 design points from \mathcal{Y} , such that 16 of these points have weight $1/18$, one point has weight $1/9$, and the projections to all three two-dimensional sub-spaces of these designs are uniform on the 3×3 grid. They form 5 distinct isomorphism classes which we will not detail. One of these VODs is

$$\left[\begin{array}{cccccccccccccccc} +1 & 0 & +1 & 0 & +1 & -1 & +1 & -1 & +1 & -1 & 0 & 0 & +1 & -1 & 0 & -1 & +1 \\ -1 & 0 & 0 & +1 & +1 & 0 & -1 & 0 & 0 & +1 & +1 & -1 & -1 & 0 & 0 & +1 & +1 \\ -1 & -1 & -1 & -1 & -1 & -1 & 0 & 0 & 0 & 0 & 0 & +1 & +1 & +1 & +1 & +1 & +1 \\ \hline \frac{1}{9} & \frac{1}{18} & \frac{1}{18} & \frac{1}{18} & \frac{1}{18} & \frac{1}{18} & \frac{1}{18} & \frac{1}{18} & \frac{1}{18} & \frac{1}{18} & \frac{1}{18} & \frac{1}{18} & \frac{1}{18} & \frac{1}{18} & \frac{1}{18} & \frac{1}{18} & \frac{1}{18} \end{array} \right].$$

If the first support point were replicated twice, all the support points would form the transpose of an 18×3 orthogonal array with 3 levels of strength 2. The 66 VODs for $k = 3$ can be combined to obtain various exact optimal designs of sizes $N = 9K$, $K \in \mathbb{N}$.

For $k = 4$, the dimension of the polytope of optimal designs is already $t = 48$, and the enumeration of the VODs was too time-consuming.

8 Conclusions

In this paper, we brought attention to the fact that the set of all optimal approximate designs is generally a polytope, with characteristics beneficial to both the theory and applications of experimental design. Particularly noteworthy are the vertices of this polytope – the vertex optimal designs – because of their several unique properties, especially their minimal support, and the potential to generate all optimal designs.

Another key result is the presentation of a rational-arithmetic method that accurately identifies all vertex optimal designs for "rational" optimal design problems. Importantly, we have computed the vertex optimal designs for several commonly used models, thus providing complete information

on the approximate optimal designs in these cases. We have demonstrated that in the studied cases, the designs, along with their combinations, correspond to exact optimal designs of various sizes, often related to block designs or orthogonal arrays.

To the best of our knowledge, this paper presents the first systematic approach to study the set of all optimal designs, leaving many questions still unanswered. For instance, we have not explored the polytope of optimal designs for nonrational design problems, because it requires a refined treatment of the numerical stability of the computations. Also, we have only determined the vertex optimal designs for small and moderate numbers of factors, because for larger problems the computations become prohibitive without nontrivial algorithmic advances. Finally, we did not explore more complex optimal design problems, for instance for models with multivariate observations or for criteria that may lead to nonunique optimal information matrices. All these potential extensions represent intriguing topics for further research. A different but interesting avenue of possible future research is the application of rational arithmetic in other problems of experimental design.

Acknowledgments

We are grateful to Professor Rainer Schwabe and Associate Professor Martin Máčaj for helpful discussions on some aspects of the paper.

Funding

This work was supported by the Slovak Scientific Grant Agency (VEGA), Grant 1/0362/22.

Disclosure statement

The authors report there are no competing interests to declare.

References

- Ahipasaoglu SD (2021). A branch-and-bound algorithm for the exact optimal experimental design problem. *Statistics and Computing* 31, 1–11.
- Atkinson AC, Donev A, Tobias R (2007). *Optimum experimental designs, with SAS*. Oxford University Press.
- Avis D, Devroye L (2000). Estimating the number of vertices of a polyhedron. *Information processing letters* 73(3-4), 137–143.
- Avis D, Fukuda K (1996). Reverse search for enumeration. *Discrete applied mathematics* 65(1-3), 21–46.
- Avis D, Jordan C (2015). Comparative computational results for some vertex and facet enumeration codes. arXiv preprint arXiv:1510.02545.
- Chang FC, Lin HM (2007). On minimally-supported D-optimal designs for polynomial regression with log-concave weight function. *Metrika* 65, 227–233.

- Cheng CS (1987). An Application of the Kiefer-Wolfowitz Equivalence Theorem to a Problem in Hadamard Transform Optics. *The Annals of Statistics* 15, 1593–1603.
- Chernoff H (1953). Locally optimal designs for estimating parameters. *Ann. Math. Statist.* 24, 586–602.
- Coetzer R, Haines LM (2017). The construction of D-and I-optimal designs for mixture experiments with linear constraints on the components. *Chemometrics and Intelligent Laboratory Systems* 171, 112–124.
- Csárdi G, Nepusz T, Traag V, Horvát Sz, Zanini F, Noom D, Müller K (2023). R package igraph (Network Analysis and Visualization in R), version 1.5.0.1, <https://CRAN.R-project.org/package=igraph>
- Dantzig GB (1951). Maximization of a linear function of variables subject to linear inequalities. *Activity analysis of production and allocation* 13, 339–347.
- Dette H, Studden WJ (1997). *The theory of canonical moments with applications in statistics, probability, and analysis.* John Wiley & Sons.
- Dean AM, Morris M, Stufken J, Bingham D (Eds.) (2015). *Handbook of design and analysis of experiments.* Chapman & Hall/CRC.
- Eberly D (2021). *Robust and error-free geometric computing.* CRC Press.
- Elfving G (1952). Optimum allocation in linear regression theory. *Annals of Mathematical Statistics* 23, 255–262.
- Farrell RH, Kiefer J, Walbran A (1967). Optimum multivariate designs. In *Proceedings of the fifth Berkeley symposium on mathematical statistics and probability* (Vol. 1, pp. 113-138). Berkeley, CA. University of California Press.
- Fedorov VV (1972). *Theory of optimal experiments.* Academic Press.
- Filová L, Harman R (2020). Ascent with quadratic assistance for the construction of exact experimental designs. *Computational Statistics* 35, 775–801.
- Fukuda K (1997). *cdd/cdd+ Reference Manual.* Institute for Operations Research. ETH-Zentrum, 91–111.
- Fukuda K (2020). *Polyhedral computation.* Department of Mathematics and Institute of Theoretical Computer Science, ETH Zurich. <https://doi.org/10.3929/ethz-b-000426218>
- Geyer CJ, Meeden GD (2023). R package rcdd (C Double Description for R), version 1.5. <https://CRAN.R-project.org/package=rcdd>
- Ghosh A, Boyd S, Saberi A (2008). Minimizing Effective Resistance of a Graph. *SIAM Review* 50, 37–66.
- Goos P, Jones B (2011). *Optimal design of experiments: a case study approach.* Wiley.

- Habel K, Grasman R, Gramacy R, Mozharovskiy P, Sterratt D (2023). R package geometry (Mesh Generation and Surface Tessellation), version 0.4.7, <https://CRAN.R-project.org/package=geometry>
- Harman R, Filová L (2019). R package OptimalDesign (A Toolbox for Computing Efficient Designs of Experiments), version 1.0.1 <https://CRAN.R-project.org/package=OptimalDesign>
- Harman R, Filová L, Richtárik P (2020). A Randomized Exchange Algorithm for Computing Optimal Approximate Designs of Experiments. *Journal of the American Statistical Association* 115, 348–361.
- He X (2010). Laplacian regularized D-optimal design for active learning and its application to image retrieval. *IEEE Transactions on Image Processing* 19, 254–263.
- He X (2017). Interleaved lattice-based minimax distance designs. *Biometrika* 104(3), 713–725.
- Hedayat AS, Sloan NJA, Stufken J (1999). *Orthogonal Arrays: Theory and Applications*. Springer.
- Hoffmann CM (1989). The problems of accuracy and robustness in geometric computation. *Computer* 22(3), 31–39.
- Khachiyan L, Boros E, Borys K, Gurvich V, Elbassioni K (2009). Generating all vertices of a polyhedron is hard. In *Twentieth Anniversary Volume*: (pp. 1–17). Springer.
- Kiefer J (1959). Optimum experimental designs. *Journal of the Royal Statistical Society: Series B* 21, 272–304.
- Kushner HB (1998). Optimal and efficient repeated-measurements designs for uncorrelated observations. *Journal of the American Statistical Association* 93(443), 1176–1187.
- Li G, Majumdar D (2008). D-optimal designs for logistic models with three and four parameters. *Journal of Statistical Planning and Inference* 138(7), 1950–1959.
- Lim YB, Studden WJ (1988). Efficient Ds-optimal designs for Multivariate Polynomial Regression on the q-Cube. *The Annals of Statistics* 16(3), 1225–1240.
- Lucas A, Scholz I, Boehme R, Jasson S, Maechler M (2023). R package gmp (Multiple Precision Arithmetic), version 0.7-2 <https://CRAN.R-project.org/package=gmp>
- Matheiss TH, Rubin DS (1980). A survey and comparison of methods for finding all vertices of convex polyhedral sets. *Mathematics of operations research* 5(2), 167–185.
- Motzkin TS, Raiffa H, Thompson GL, Thrall RM (1953). The double description method. *Contributions to the Theory of Games* 2(28), 51–73.
- Murdoch D, Adler D (2023). R package rgl (3D Visualization Using OpenGL), version 1.2.1, <https://CRAN.R-project.org/package=rgl>
- Nijenhuis A, Wilf HS (1972). Representations of integers by linear forms in nonnegative integers. *Journal of Number Theory* 4, 98–106.
- Pázman A (1986). *Foundation of Optimum Experimental Design*. Reidel.

- Pesotchinsky LL (1975). D-optimum and quasi-D-optimum second-order designs on a cube. *Biometrika* 62(2), 335–340.
- Pesotchinsky L (1978). Φ_p -optimal second order designs for symmetric regions. *Journal of Statistical Planning and Inference* 2(2), 173–188.
- Pronzato L, Pázman A (2013). *Design of Experiments in Nonlinear Models*. Springer.
- Pukelsheim F (2006). *Optimal Design of Experiments (Classics in Applied Mathematics)*. SIAM
- Pukelsheim F, Rieder S (1992). Efficient rounding of approximate designs. *Biometrika* 79, 763–770.
- Robinson TJ, Anderson-Cook CM (2010). A closer look at D-optimality for screening designs. *Quality Engineering* 23(1), 1–14.
- Rosa S, Harman R (2016). Optimal approximate designs for estimating treatment contrasts resistant to nuisance effects. *Statistical Papers* 57, 1077–1106.
- Sagnol G, Harman R (2015). Computing exact D-optimal designs by mixed integer second-order cone programming. *The Annals of Statistics* 43, 2198—2224.
- Schwabe R, Wierich W (1995). D-optimal designs of experiments with non-interacting factors. *Journal of Statistical Planning and Inference* 44, 371–384.
- Schwabe R, Wong WK (2003). Efficient Product Designs for Quadratic Models on the Hypercube. *Sankhyā: The Indian Journal of Statistics* 65(3), 649–659.
- Snee RD (1979). Experimental designs for mixture systems with multicomponent constraints. *Communications in Statistics-Theory and Methods* 8(4), 303–326.
- Todd MJ (2016). *Minimum-Volume Ellipsoids: Theory and Algorithms*. SIAM.
- Wald A (1943). On the Efficient Design of Statistical Investigations. *Ann. Math. Statist.* 14(2), 134–140.
- Wilson RM (1975). An existence theory for Pairwise Balanced Designs, III: Proof of the existence conjectures. *Journal of Combinatorial Theory* 18, 71–79.
- Yu J, Ai M, Ye Z (2023). A review on design inspired subsampling for big data. *Statistical Papers*. <https://doi.org/10.1007/s00362-022-01386-w>
- Ziegler GM (2012). *Lectures on polytopes (Vol. 152)*. Springer.