

Exploring the Potential of Large Language Models (LLMs) in Learning on Graphs

Zhikai Chen¹, Haitao Mao¹, Hang Li¹, Wei Jin³, Hongzhi Wen¹,
Xiaochi Wei², Shuaiqiang Wang², Dawei Yin²
Wenqi Fan⁴, Hui Liu¹, Jiliang Tang¹

¹Michigan State University ²Baidu Inc. ³Emory University

⁴The Hong Kong Polytechnic University

{chenzh85, haitaoma, lihang4, wenhongz, liuhui7, tangjili}@msu.edu,
{weixiaochi, wangshuaiqiang}@baidu.com, yindawei@acm.org,
wei.jin@emory.edu,
wenqifan03@gmail.com

Abstract

Learning on Graphs has attracted immense attention due to its wide real-world applications. The most popular pipeline for learning on graphs with textual node attributes primarily relies on Graph Neural Networks (GNNs), and utilizes shallow text embedding as initial node representations, which has limitations in general knowledge and profound semantic understanding. In recent years, Large Language Models (LLMs) have been proven to possess extensive common knowledge and powerful semantic comprehension abilities that have revolutionized existing workflows to handle text data. In this paper, we aim to explore the potential of LLMs in graph machine learning, especially the node classification task, and investigate two possible pipelines: *LLMs-as-Enhancers* and *LLMs-as-Predictors*. The former leverages LLMs to enhance nodes' text attributes with their massive knowledge and then generate predictions through GNNs. The latter attempts to directly employ LLMs as standalone predictors. We conduct comprehensive and systematical studies on these two pipelines under various settings. From comprehensive empirical results, we make original observations and find new insights that open new possibilities and suggest promising directions to leverage LLMs for learning on graphs.

1 Introduction

Graphs are ubiquitous in various disciplines and applications, encompassing a wide range of real-world scenarios [1]. Many of these graphs have nodes that are associated with text attributes, resulting in the emergence of text-attributed graphs, such as citation graphs [2, 3] and product graphs [4]. For example, in the OGBN-PRODUCTS dataset [2], each node represents a product, and its corresponding textual description is treated as the node's attribute. These graphs have seen widespread use across a myriad of domains, from social network analysis [5], information retrieval [6], to a diverse range of natural language processing tasks [7, 8].

Given the prevalence of text-attributed graphs (TAGs), we aim to explore how to effectively handle these graphs, with a focus on the node classification task. Intuitively, TAGs provide both node attribute and graph structural information. Thus, it is important to effectively capture both while modeling their interrelated correlation. Graph Neural Networks (GNNs) [9] have emerged as the de facto technique for handling graph-structured data, often leveraging a message-passing paradigm to effectively capture the graph structure. To encode textual information, conventional pipelines typically make use of non-contextualized shallow embeddings e.g., Bag-of-Words [10] and Word2Vec [11] embeddings, as seen in the common graph benchmark datasets [2, 3], where GNNs are subsequently employed to process these embeddings. Recent studies demonstrate that these non-contextualized shallow embeddings suffer from some limitations, such as the inability to capture polysemous words [12]

and deficiency in semantic information [13, 14], which may lead to sub-optimal performance on downstream tasks.

Compared to these non-contextualized shallow textual embeddings, large language models (LLMs) present massive context-aware knowledge and superior semantic comprehension capability through the process of pre-training on large-scale text corpora [14, 15]. This knowledge achieved from pre-training has led to a surge of revolutions for downstream NLP tasks [16]. Exemplars such as ChatGPT [17] and GPT4 [18], equipped with hundreds of billions of parameters, exhibit superior performance [19] on numerous text-related tasks from various domains. Considering the exceptional ability of these LLMs to process and understand textual data, a pertinent question arises: (1) *Can we leverage the knowledge of LLMs to compensate for the deficiency of contextualized knowledge and semantic comprehension inherent in the conventional GNN pipelines?* In addition to the knowledge learned via pre-training, recent studies suggest that LLMs present preliminary success on tasks with implicit graph structures such as recommendation [20, 21], ranking [22], and multi-hop reasoning [23], in which LLMs are adopted to make the final predictions. Given such success, we further question: (2) *Can LLMs, beyond merely integrating with GNNs, independently perform predictive tasks with explicit graph structures?* In this paper, we aim to embark upon a preliminary investigation of these two questions by undertaking a series of extensive empirical analyses. Particularly, the key challenge is how to design an LLM-compatible pipeline for graph learning tasks. Consequently, we explore two potential pipelines to incorporate LLMs: (1) *LLMs-as-Enhancers*: LLMs are adopted to enhance the textual information; subsequently, GNNs utilize refined textual data to generate predictions. (2) *LLMs-as-Predictors*: LLMs are adapted to generate the final predictions, where structural and attribute information is present completely through natural languages.

In this work, we embrace the challenges and opportunities to study the utilization of LLMs in graph-related problems and aim to deepen our understanding of *the potential of LLMs on graph machine learning*, with a focus on the node classification task. **First**, we aim to investigate how LLMs can enhance GNNs by leveraging their extensive knowledge and semantic comprehension capability. It is evident that different types of LLMs possess varying levels of capability, and more powerful models often come with more usage restrictions [12, 16, 24]. Therefore, we strive to design different strategies tailored to different types of models, and better leverage their capabilities within the constraints of these usage limitations. **Second**, we want to explore how LLMs can be adapted to explicit graph structures as a predictor. A principal challenge lies in crafting a prompt that enables the LLMs to effectively use structural and attribute information. To address this challenge, we attempt to explore what information can assist LLMs in better understanding and utilizing graph structures. Through these investigations, we make some insightful observations and gain a better understanding of the capabilities of LLMs in graph machine learning.

Contributions. Our contributions are summarized as follows:

1. We explore two potential pipelines that incorporate LLMs to handle text-attributed graphs: namely, *LLMs-as-Enhancers* and *LLMs-as-Predictors*. The first pipeline treats the LLMs as attribute enhancers, seamlessly integrating them with GNNs. The second pipeline directly employs the LLMs to generate predictions.
2. For *LLMs-as-Enhancers*, we introduce two strategies to enhance text attributes via LLMs. We further conduct a series of experiments to compare the effectiveness of these enhancements.
3. For *LLMs-as-Predictors*, we design a series of experiments to explore LLMs’ capability in utilizing structural and attribute information. From empirical results, we summarize some original observations and provide new insights.

Key Insights. Through comprehensive empirical evaluations, we find the following key insights:

1. For *LLMs-as-Enhancers*, using deep sentence embedding models to generate embeddings for node attributes presents both effectiveness and efficiency.
2. For *LLMs-as-Enhancers*, utilizing LLMs to augment node attributes at the text level also leads to improvements in downstream performance.
3. For *LLMs-as-Predictors*, LLMs present preliminary effectiveness but we should be careful about their inaccurate predictions and the potential test data leakage problem.
4. LLMs demonstrate the potential to serve as good annotators for labeling nodes, as a decent portion of their annotations is accurate.

Organization. The remaining of this paper is organized as follows. Section 2 introduces necessary preliminary knowledge and notations used in this paper. Section 3 introduces two pipelines to leverage LLMs under the task of node classification. Section 4 explores the first pipeline, *LLMs-as-Enhancers*, which adopts LLMs to enhance text attributes. Section 5 details the second pipeline, *LLMs-as-Predictors*, exploring the potential for directly applying LLMs to solve graph learning problems as a predictor. Section 6 discusses works relevant to the applications of LLMs in the graph domain. Section 7 summarizes our insights and discusses the limitations of our study and the potential directions of LLMs in the graph domain.

2 Preliminaries

In this section, we present concepts, notations and problem settings used in the work. We primarily delve into the node classification task on the text-attributed graphs, which is one of the most important downstream tasks in the graph learning domain. Next, we first give the definition of text-attributed graphs.

Definition 1 (Text-Attributed Graphs) A text-attributed graph (TAG) \mathcal{G}_S is defined as a structure consisting of nodes \mathcal{V} and their corresponding adjacency matrix $\mathbf{A} \in \mathbb{R}^{|\mathcal{V}| \times |\mathcal{V}|}$. For each node $v_i \in \mathcal{V}$, it is associated with a text attribute, denoted as \mathbf{s}_i .

In this study, we focus on node classification, which is one of the most commonly adopted graph-related tasks.

Definition 2 (Node Classification on TAGs) Given a set of labeled nodes $\mathcal{L} \subset \mathcal{V}$ with their labels $y_{\mathcal{L}}$, we aim to predict the labels $y_{\mathcal{U}}$ for the remaining unlabeled nodes $\mathcal{U} = \mathcal{V} \setminus \mathcal{L}$.

We use the popular citation network dataset OGBN-ARXIV [2] as an illustrative example. In such a graph, each node represents an individual paper from the computer science subcategory, with the attribute of the node embodying the paper’s title and abstracts. The edges denote the citation relationships. The task is to classify the papers into their corresponding categories, for example, "cs.cv" (i.e., computer vision). Next, we introduce the models adopted in this study, including graph neural networks and large language models.

Graph Neural Networks. When applied to TAGs for node classification, Graph Neural Networks (GNNs) leverage the structural interactions between nodes. Given initial node features h_i^0 , GNNs update the representation of each node by aggregating the information from neighboring nodes in a message-passing manner [25]. The l -th layer can be formulated as:

$$h_i^l = \text{UPD}^l \left(h_i^{l-1}, \text{AGG}_{j \in \mathcal{N}(i)} \text{MSG}^l (h_i^{l-1}, h_j^{l-1}) \right), \quad (1)$$

where AGG is often an aggregation function such as summation, or maximum. UPD and MSG are usually some differentiable functions, such as MLP. The final hidden representations can be passed through a fully connected layer to make classification predictions.

Large Language Models. In this work, we primarily utilize the term "large language models" (LLMs) to denote language models that have been pre-trained on extensive text corpora. Despite the diversity of pre-training objectives [26–28], the shared goal of these LLMs is to harness the knowledge acquired during the pre-training phase and repurpose it for a range of downstream tasks. Based on their interfaces, specifically considering whether their embeddings are accessible to users or not, in this work we roughly classify LLMs as below:

Definition 3 (Embedding-visible LLMs) Embedding-visible LLMs provide access to their embeddings, allowing users to interact with and manipulate the underlying language representations. Embedding-visible LLMs enable users to extract embeddings for specific words, sentences, or documents, and perform various natural language processing tasks using those embeddings. Examples of embedding-visible LLMs include BERT [26], Sentence-BERT [29], and DeBERTa [30].

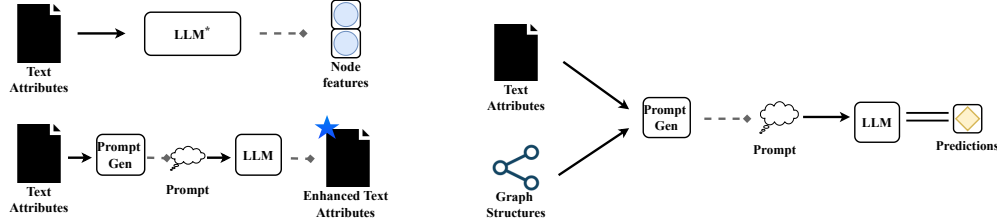
Definition 4 (Embedding-invisible LLMs) Embedding-invisible LLMs do not provide direct access to their embeddings or allow users to manipulate the underlying language representations. Instead, they are typically deployed as web services [24] and offer restricted interfaces. For instance, ChatGPT [17], along with its API, solely provides a text-based interface. Users can only engage with these LLMs through text interactions.

In addition to the interfaces, the size, capability, and model structure are crucial factors in determining how LLMs can be leveraged for graphs. Consequently, we take into account the following four types of LLMs:

1. **Pre-trained Language Models:** We use the term "pre-trained language models" (PLMs) to refer to those relatively small large language models, such as Bert [26] and DeBERTa [30], which can be fine-tuned for downstream datasets. It should be noted that strictly speaking, all LLMs can be viewed as PLMs. Here we adopt the commonly used terminology for models like BERT [12] to distinguish them from other LLMs following the convention in a recent paper [16].
2. **Deep Sentence Embedding Models:** These models typically use PLMs as the base encoders and adopt the bi-encoder structure [29, 31, 32]. They further pre-train the models in a supervised [29] or contrastive manner [31, 32]. In most cases, there is no need for these models to conduct additional fine-tuning for downstream tasks. These models can be further categorized into *local sentence embedding models* and *online sentence embedding models*. *Local sentence embedding models* are open-source and can be accessed locally, with Sentence-BERT (SBERT) being an example. On the other hand, *online sentence embedding models* are closed-source and deployed as services, with OpenAI’s text-ada-embedding-002 [32] being an example.
3. **Large Language Models:** Compared to PLMs, Large Language Models (LLMs) exhibit significantly enhanced capabilities with orders of magnitude more parameters. LLMs can be categorized into two types. The first type consists of open-source LLMs, which can be deployed locally, providing users with transparent access to the models’ parameters and embeddings. However, the substantial size of these models poses a challenge, as fine-tuning them can be quite cumbersome. One representative example of an open-source LLM is LLaMA [33]. The second type of LLMs is typically deployed as services [24], with restrictions placed on user interfaces. In this case, users are unable to access the model parameters, embeddings, or logits directly. The most powerful LLMs such as ChatGPT [17] and GPT4 [18] belong to this kind.

Among the four types of LLMs, PLMs, deep sentence embedding models, and open-source LLMs are often embedding-visible LLMs while closed-source LLMs are embedding-invisible LLMs.

3 Pipelines for LLMs in Graphs



(a) An illustration of *LLMs-as-Enhancers*, where LLMs pre-process the text attributes, and GNNs eventually make the predictions. Three different structures for this pipeline are demonstrated in Figure 2.

(b) An illustration of *LLMs-as-Predictors*, where LLMs directly make the predictions. The key component for this pipeline is how to design an effective prompt to incorporate structural and attribute information.

Figure 1: Pipelines for integrating LLMs into graph learning. In all figures, we use “PLM” to denote small-scale PLMs that can be fine-tuned on downstream datasets, “LLM*” to denote embedding-visible LLMs, and “LLM” to denote embedding-invisible LLMs.

Given the superior power of LLMs in understanding textual information, we now investigate different strategies to leverage LLMs for node classification in textual graphs. Specifically, we present two distinct pipelines: *LLMs-as-Enhancers* and *LLMs-as-Predictors*. Figure 1 provides figurative illustrations of these two pipelines, and we elaborate on their details as follows.

LLMs-as-Enhancers. In this pipeline, LLMs are leveraged to enhance the text attributes. As shown in Figure 1, for *LLMs-as-Enhancers*, LLMs are adopted to pre-process the text attributes, and then GNNs are trained on the enhanced attributes as the predictors. Considering different structures of LLMs, we conduct enhancements either at the **feature level** or at the **text level** as shown in Figure 2.

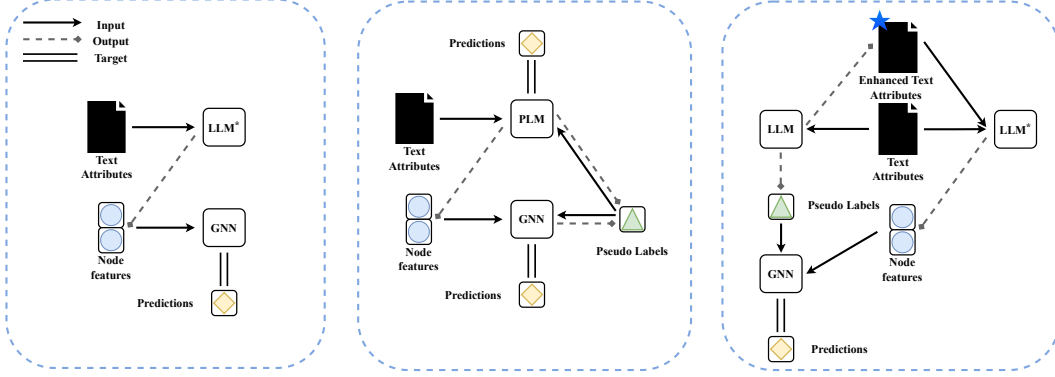


Figure 2: Three strategies to adopt LLMs as enhancers. The first two integrating structures are designed for feature-level enhancement, while the last structure is designed for text-level enhancement. From left to right: (1) Cascading Structure: Embedding-visible LLMs enhance text attributes directly by encoding them into initial node features for GNNs. (2) Iterative Structure: GNNs and PLMs are co-trained in an iterative manner. (3) Text-level enhancement structure: Embedding-invisible LLMs are initially adopted to enhance the text attributes by generating augmented attributes. The augmented attributes and original attributes are encoded and then ensembled together.

1. **Feature-level enhancement:** For feature-level enhancement, embedding-visible LLMs inject their knowledge by simply encoding the text attribute s_i into text embeddings $h_i \in R^d$. We investigate two feasible **integrating structures** for feature-level enhancement. **(1) Cascading structure:** Embedding-visible LLMs and GNNs are combined sequentially. Embedding-visible LLMs first encode text attributes into text features, which are then adopted as the initial node features for GNNs. **(2) Iterative structure [34]:** PLMs and GNNs are co-trained together by generating pseudo labels for each other. Only PLMs are suitable for this structure since it involves fine-tuning.
2. **Text-level enhancement:** For text-level enhancement, given the text attribute s_i , LLMs will first transform the text attribute into augmented attribute s_i^{Aug} . Enhanced attributes will then be encoded into enhanced node features $h_i^{Aug} \in R^d$ through embedding-visible LLMs. GNNs will make predictions by ensembling the original node features and augmented node features.

LLMs-as-Predictors. In this pipeline, LLMs are leveraged to directly make predictions for the node classification task. As shown in Figure 1b, for *LLMs-as-Predictors*, the first step is to design prompts to represent graph structural information, text attributes, and label information with texts. Then, embedding-invisible LLMs make predictions based on the information embedded in the prompts.

4 LLMs as the Enhancers

In this section, we investigate the potential of employing LLMs to enrich the text attributes of nodes. As presented in Section 3, we consider *feature-level enhancement*, which injects LLMs’ knowledge by encoding text attributes into features. Moreover, we consider *text-level enhancement*, which inject LLMs’ knowledge by augmenting the text attributes at the text level. We first study *feature-level enhancement*.

4.1 Feature-level Enhancement

In *feature-level enhancement*, we mainly study how to combine embedding-visible LLMs with GNNs at the feature level. The embedding generated by LLMs will be adopted as the initial features of GNNs. We first briefly introduce the dataset and dataset split settings we use.

Datasets. In this study, we adopt CORA [35], PUBMED [3], OGBN-ARXIV, and OGBN-PRODUCTS [2], four popular benchmarks for node classification. We present their detailed statistics and descriptions in Appendix A. Specifically, we examine two classification dataset split settings, specifically tailored for the CORA and PUBMED datasets. Meanwhile, for OGBN-ARXIV and OGBN-PRODUCTS, we adopt the official dataset splits. (1) For CORA and PUBMED, the first splitting setting

addresses **low-labeling-rate** conditions, which is a commonly adopted setting [36]. To elaborate, we randomly select 20 nodes from each class to form the training set. Then, 500 nodes are chosen for the validation set, while 1000 additional random nodes from the remaining pool are used for the test set. (2) The second splitting setting caters to **high-labeling-rate** scenarios, which is also a commonly used setting, and also adopted by TAPE [37]. In this setting, 60% of the nodes are designated for the training set, 20% for the validation set, and the remaining 20% are set aside for the test set. We take the output of GNNs and compare it with the ground truth of the dataset. We conduct all the experiments on 10 different seeds and report both average accuracy and variance.

Baseline Models. In our exploration of how LLMs augment node attributes at the feature level, we consider three main components: (1) *Selection of GNNs*, (2) *Selection of LLMs*, and (3) *Integrating structures for LLMs and GNNs*. In this study, we choose the most representative models for each component, and the details are listed below.

1. *Selection of GNNs*: For GNNs on CORA and PUBMED, we consider Graph Convolutional Network (GCN) [38] and Graph Attention Network (GAT) [39]. We also include the performance of MLP to **evaluate the quality of text embeddings without aggregations**. For OGBN-ARXIV, we consider GCN, MLP, and a better-performed GNN model RevGAT [40]. For OGBN-PRODUCTS, we consider GraphSAGE [41] which supports neighborhood sampling for large graphs, MLP, and a state-of-the-art model SAGN [42]. For RevGAT and SAGN, we adopt all tricks utilized in the OGB leaderboard [2]¹.
2. *Selection of LLMs*: To enhance the text attributes at the feature level, we specifically require embedding-visible LLMs. Specifically, we select (1) **Fixed PLM/LLMs without fine-tuning**: We consider DeBERTa [30] and LLaMA [33]. The first one is adapted from GLEM [34] and we follow the setting of GLEM [34] to adopt the last hidden states of PLMs as the text embeddings. LLaMA is a widely adopted open-source LLM, which has also been included in Langchain². We adopt LLaMA-cpp³ in our experiments. (2) **Local sentence embedding models**: We adopt Sentence-BERT [29] and e5-large [31]. The former is one of the most popular lightweight deep text embedding models while the latter is the state-of-the-art model on the MTEB leaderboard [43]. (3) **Online sentence embedding models**: We consider two online sentence embedding models, i.e., text-ada-embedding-002 [32] from OpenAI, and Palm-Cortex-001 [44] from Google. Although the strategy to train these models has been discussed [32, 44], their detailed parameters are not known to the public, together with their capability on node classification tasks. (4) **Fine-tuned PLMs**: We consider fine-tuning DeBERTa on the downstream dataset, and also adopt the last hidden states of PLMs as the text embeddings. For fine-tuning, we consider two integrating structures below.
3. *Integration structures*: We consider both **cascading structure** and **iterative structure**. (1) **Cascading structure**: we first fine-tune the PLMs on the downstream dataset. Subsequently, the text embeddings engendered by the fine-tuned PLM are employed as the initial node features for GNNs. (2) **Iterative structure**: PLMs and GNNs are first trained separately and further co-trained in an iterative manner by generating pseudo labels for each other. This grants us the flexibility to choose either the final iteration of PLMs or GNNs as the predictive models, which are denoted as “GLEM-LM” and “GLEM-GNN”, respectively.

We also consider non-contextualized shallow embeddings [13] including TF-IDF and Word2vec [2] as a comparison. TF-IDF is adopted to process the original text attributes for PUBMED [3], and Word2vec is utilized to encode the original text attributes for OGBN-ARXIV [2]. For OGBN-ARXIV and OGBN-PRODUCTS, we also consider the GIANT features [45], which can not be directly applied to CORA and PUBMED because of its special pre-training strategy. Furthermore, we don’t include LLaMA for OGBN-ARXIV and OGBN-PRODUCTS because it imposes an excessive computational burden when dealing with large-scale datasets.

The results are shown in Table 1, Table 2, and Table 3. In these tables, we demonstrate the performance of different combinations of text encoders and GNNs. We also include the performance of MLPs which can suggest the original quality of the textual embeddings before the aggregation. For each dataset and each data split, we give an overall ranking for each LLM (or text-encoder) based on their best performance with GCN, GAT, and MLP. Moreover, We use colors to show the top 3 best LLMs

¹https://ogb.stanford.edu/docs/leader_nodeprop/

²<https://python.langchain.com/>

³<https://github.com/ggerganov/llama.cpp>

under each GNN (or MLP) model. Specifically, We use **yellow** to denote the best one under a specific GNN/MLP model, **green** the second best one, and **pink** the third best one.

Table 1: Experimental results for feature-level *LLMs-as-Enhancer* on CORA and PUBMED with a low labeling ratio. Since MLPs do not provide structural information, it is meaningless to co-train it with PLM (with their performance shown as N/A). We use **yellow** to denote the best performance under a specific GNN/MLP model, **green** the second best one, and **pink** the third best one.

		CORA				PUBMED			
		GCN	GAT	MLP	Rank	GCN	GAT	MLP	Rank
<i>Cascading Structure</i>	Non-contextualized Shallow Embeddings								
	TF-IDF	81.99 \pm 0.63	82.30 \pm 0.65	67.18 \pm 1.01	4	78.86 \pm 2.00	77.65 \pm 0.91	71.07 \pm 0.78	5
	Word2Vec	74.01 \pm 1.24	72.32 \pm 0.17	55.34 \pm 1.31	6	70.10 \pm 1.80	69.30 \pm 0.66	63.48 \pm 0.54	7
	PLM/LLM Embeddings without Fine-tuning								
	Deberta-base	48.49 \pm 1.86	51.02 \pm 1.22	30.40 \pm 0.57	10	62.08 \pm 0.06	62.63 \pm 0.27	53.50 \pm 0.43	10
	LLama 7B	66.80 \pm 2.20	59.74 \pm 1.53	52.88 \pm 1.96	7	73.53 \pm 0.06	67.52 \pm 0.07	66.07 \pm 0.56	6
	Local Sentence Embedding Models								
	Sentence-BERT(MiniLM)	82.20 \pm 0.49	82.77 \pm 0.59	74.26 \pm 1.44	2	81.01 \pm 1.32	79.08 \pm 0.07	76.66 \pm 0.50	2
	e5-large	82.56 \pm 0.73	81.62 \pm 1.09	74.26 \pm 0.93	4	82.63 \pm 1.13	79.67 \pm 0.80	80.38 \pm 1.94	1
	Online Sentence Embedding Models								
	text-ada-embedding-002	82.72 \pm 0.69	82.51 \pm 0.86	73.15 \pm 0.89	3	79.09 \pm 1.51	80.27 \pm 0.41	78.03 \pm 1.02	4
	Google Palm Cortex 001	81.15 \pm 1.01	82.79 \pm 0.41	69.51 \pm 0.83	1	80.91 \pm 0.19	80.72 \pm 0.33	78.93 \pm 0.90	3
	Fine-tuned PLM Embeddings								
	Fine-tuned Deberta-base	59.23 \pm 1.16	57.38 \pm 2.01	30.98 \pm 0.68	8	62.12 \pm 0.07	61.57 \pm 0.07	53.65 \pm 0.26	8
<i>Iterative Structure</i>	GLEM-GNN	48.49 \pm 1.86	51.02 \pm 1.22	N/A	11	62.08 \pm 0.06	62.63 \pm 0.27	N/A	11
	GLEM-LM	59.23 \pm 1.16	57.38 \pm 2.01	N/A	9	62.12 \pm 0.07	61.57 \pm 0.07	N/A	9

Table 2: Experimental results for feature-level *LLMs-as-Enhancers* on CORA and PUBMED with a high labeling ratio. We use **yellow** to denote the best performance under a specific GNN/MLP model, **green** the second best one, and **pink** the third best one.

		CORA				PUBMED			
		GCN	GAT	MLP	Rank	GCN	GAT	MLP	Rank
<i>Cascading Structure</i>	Non-contextualized Shallow Embeddings								
	TF-IDF	90.90 \pm 2.74	90.64 \pm 3.08	83.98 \pm 5.91	1	89.16 \pm 1.25	89.00 \pm 1.67	89.72 \pm 3.57	8
	Word2Vec	88.40 \pm 2.25	87.62 \pm 3.83	78.71 \pm 6.32	8	85.50 \pm 0.77	85.63 \pm 0.93	83.80 \pm 1.33	10
	PLM/LLM Embeddings without Fine-tuning								
	Deberta-base	65.86 \pm 1.96	79.67 \pm 3.19	45.64 \pm 4.41	11	67.33 \pm 0.69	67.81 \pm 1.05	65.07 \pm 0.57	11
	LLama 7B	89.69 \pm 1.86	87.66 \pm 4.84	80.66 \pm 7.72	6	88.26 \pm 0.78	88.31 \pm 2.01	89.39 \pm 1.09	9
	Local Sentence Embedding Models								
	Sentence-BERT(MiniLM)	89.61 \pm 3.23	90.68 \pm 2.22	86.45 \pm 5.56	2	90.32 \pm 0.91	90.80 \pm 2.02	90.59 \pm 1.23	7
	e5-large	90.53 \pm 2.33	89.10 \pm 3.22	86.19 \pm 4.38	3	89.65 \pm 0.85	89.55 \pm 1.16	91.39 \pm 0.47	6
	Online Sentence Embedding Models								
	text-ada-embedding-002	89.13 \pm 2.00	90.42 \pm 2.50	85.97 \pm 5.58	4	89.81 \pm 0.85	91.48 \pm 1.94	92.63 \pm 1.14	4
	Google Palm Cortex 001	90.02 \pm 1.86	90.31 \pm 2.82	81.03 \pm 2.60	5	89.78 \pm 0.95	90.52 \pm 1.35	91.87 \pm 0.84	5
	Fine-tuned PLM Embeddings								
	Fine-tuned Deberta-base	85.86 \pm 2.28	86.52 \pm 1.87	78.20 \pm 2.25	9	91.49 \pm 1.92	89.88 \pm 4.63	94.65 \pm 0.13	1
<i>Iterative Structure</i>	GLEM-GNN	89.13 \pm 0.73	88.95 \pm 0.64	N/A	7	92.57 \pm 0.25	92.78 \pm 0.21	N/A	3
	GLEM-LM	82.71 \pm 1.08	83.54 \pm 0.99	N/A	10	94.36 \pm 0.21	94.62 \pm 0.14	N/A	2

4.1.1 Node Classification Performance Comparison

Observation 1. Combined with different types of text embeddings, GNNs demonstrate distinct effectiveness.

From Table 3, if we compare the performance of TF-IDF and fine-tuned PLM embeddings when MLP is the predictor, we can see that the latter usually achieves much better performance. However, when a GNN model is adopted as the predictor, the performance of TF-IDF embedding is close to and even surpasses the PLM embedding. This result is consistent with the findings in [46], which suggests that GNNs present distinct effectiveness for different types of text embeddings. However, we don’t find a simple metric to determine the effectiveness of GNNs on different text embeddings. We will further discuss this limitation in Section 7.2.

Observation 2. Fine-tune-based LLMs may fail at low labeling rate settings.

From Table 1, we note that no matter the cascading structure or the iterative structure, fine-tune-based LLMs’ embeddings perform poorly for low labeling rate settings. Both fine-tuned PLM and GLEM present a large gap against deep sentence embedding models and TF-IDF, which do not involve

Table 3: Experimental results for feature-level *LLMs-as-Enhancers* on OGBN-ARXIV and OGBN-PRODUCTS dataset. MLPs do not provide structural information so it’s meaningless to co-train it with PLM, thus we don’t show the performance. We use **yellow** to denote the best performance under a specific GNN/MLP model, **green** the second best one, and **pink** the third best one.

		OGBN-ARXIV				OGBN-PRODUCTS			
		GCN	MLP	RevGAT	Rank	SAGE	SAGN	MLP	Rank
<i>Cascading Structure</i>	Non-contextualized Shallow Embeddings								
	TF-IDF	72.23 \pm 0.21	66.60 \pm 0.25	75.16 \pm 0.14	8	79.73 \pm 0.48	84.40 \pm 0.07	64.42 \pm 0.18	7
	Word2Vec	71.74 \pm 0.29	55.50 \pm 0.23	73.78 \pm 0.19	9	81.33 \pm 0.79	84.12 \pm 0.18	69.27 \pm 0.54	8
	PLM/LLM Embeddings without Fine-tuning								
	Deberta-base	45.70 \pm 5.59	40.33 \pm 4.53	75.80 \pm 0.39	10	62.03 \pm 8.82	74.90 \pm 0.48	7.18 \pm 1.09	10
	Local Sentence Embedding Models								
	Sentence-BERT(MiniLM)	73.10 \pm 0.25	71.62 \pm 0.10	76.94 \pm 0.11	2	82.51 \pm 0.53	84.79 \pm 0.23	72.73 \pm 0.34	6
	e5-large	73.74 \pm 0.12	72.75 \pm 0.00	76.59 \pm 0.44	4	82.46 \pm 0.91	85.47 \pm 0.21	77.49 \pm 0.29	3
	Online Sentence Embedding Models								
	text-ada-embedding-002	72.76 \pm 0.23	72.17 \pm 0.00	76.64 \pm 0.20	3	82.90 \pm 0.42	85.20 \pm 0.19	76.42 \pm 0.31	4
<i>Iterative Structure</i>	Fine-tuned PLM Embeddings								
	Fine-tuned Deberta-base	74.65 \pm 0.12	72.90 \pm 0.11	75.80 \pm 0.39	6	82.15 \pm 0.16	84.01 \pm 0.05	79.08 \pm 0.23	9
	Others								
	GIANT	73.29 \pm 0.10	73.06 \pm 0.11	75.90 \pm 0.19	5	83.16 \pm 0.19	86.67 \pm 0.09	79.82 \pm 0.07	2
	GLEM-GNN	75.93 \pm 0.19	N/A	76.97 \pm 0.19	1	83.16 \pm 0.09	87.36 \pm 0.07	N/A	1
	GLEM-LM	75.71 \pm 0.24	N/A	75.45 \pm 0.12	7	81.25 \pm 0.15	84.83 \pm 0.04	N/A	5

fine-tuning. When training samples are limited, fine-tuning may fail to transfer sufficient knowledge for the downstream tasks.

Observation 3. With a simple cascading structure, the combination of deep sentence embedding with GNNs makes a strong baseline.

From Table 1, Table 2, Table 3, we can see that with a simple cascading structure, the combination of deep sentence embedding models (including both local sentence embedding models and online sentence embedding models) with GNNs show competitive performance, under all dataset split settings. The intriguing aspect is that, during the pre-training stage of these deep sentence embedding models, no structural information is incorporated. Therefore, it is astonishing that these structure-unaware models can outperform GIANT on OGBN-ARXIV, which entails a structure-aware self-supervised learning stage.

Observation 4. Simply enlarging the model size of LLMs may not help with the node classification performance.

From Table 1 and Table 2, we can see that although the performance of the embeddings generated by LLaMA outperforms the Deberta-base without fine-tuning by a large margin, there is still a large performance gap between the performance of embeddings generated by deep sentence embedding models in the low labeling rate setting. This result indicates that simply increasing the model size may not be sufficient to generate high-quality embeddings for node classification. The pre-training objective may be an important factor.

4.1.2 Scalability Investigation

In the aforementioned experimental process, we empirically find that in larger datasets like OGBN-ARXIV, methods like GLEM that require fine-tuning of the PLMs will take several orders of magnitude more time in the training stage than these that do not require fine-tuning. It presents a hurdle for these approaches to be applied to even larger datasets or scenarios with limited computing resources. To gain a more comprehensive understanding of the efficiency and scalability of different LLMs and integrating structures, we conduct an experiment to measure the running time and memory usage of different approaches. It should be noted that we mainly consider the scalability problem in the training stage, which is different from the efficiency problem in the inference stage.

In this study, we choose representative models from each type of LLMs, and each kind of integrating structure. For TF-IDF, it’s a shallow embedding that doesn’t involve either training or inference, so the time and memory complexity of the LM phase can be neglected. In terms of Sentence-BERT, for the LM phase, this kind of local sentence embedding model does not involve a fine-tuning stage, and they only need to generate the initial embeddings. For text-ada-embedding-002, which is offered as an API service, we make API calls to generate embeddings. In this part, we set the batch size of

Ada to 1,024 and call the API asynchronously, then we measure the time consumption to generate embeddings as the LM phase running time. For Deberta-base, we record the time used to fine-tune the model and generate the text embeddings as the LM phase running time. For GLEM, since it co-trains the PLM and GNNs, we consider LM phase running time and GNN phase running time together (and show the total training time in the “LM phase” column). The efficiency results are shown in Table 4. We also report the peak memory usage in the table. We adopt the default output dimension of each text encoder, which is shown in the brackets.

Table 4: Efficiency analysis on OGBN-ARXIV. Note that we show the dimension of generated embeddings in the brackets. For GIANT, it adopts a special pre-training stage, which will introduce computation overhead with orders of magnitude larger than that of fine-tuning. The specific time was not discussed in the original paper, therefore its cost in LM-phase is not shown in the table.

Input features	Backbone	LM-phase Running time(s)	LM-phase Memory (GB)	GNN-phase Running time(s)	GNN-phase Memory (GB)
TF-IDF (1024)	GCN	N/A	N/A	53	9.81
	RevGAT	N/A	N/A	873	7.32
Sentence-BERT (384)	GCN	239	1.30	48	7.11
	RevGAT	239	1.30	674	4.37
text-ada-embedding-002 (1536)	GCN	165	N/A	73	11.00
	RevGAT	165	N/A	1038	8.33
Deberta-base (768)	GCN	13560	12.53	50	9.60
	RevGAT	13560	12.53	122	6.82
GLEM-GNN (768)	GCN	68071	18.22	N/A	N/A
	RevGAT	68294	18.22	N/A	N/A
GIANT (768)	GCN	N/A	N/A	50	9.60
	RevGAT	N/A	N/A	122	6.82

Observation 5. For integrating structures, iterative structure introduces massive computation overhead in the training stage.

From Table 2 and Table 3, GLEM presents a superior performance in datasets with an adequate number of labeled training samples, especially in large-scale datasets like OGBN-ARXIV and OGBN-PRODUCTS. However, from Table 4, we can see that it introduces massive computation overhead in the training stage compared to Deberta-base with a cascading structure, which indicates the potential efficiency problem of the iterative structures.

Moreover, from Table 4, we note that for the GNN phase, the dimension of initial node features, which is the default output dimension of text encoders mainly determines memory usage and time cost.

Observation 6. In terms of different LLM types, deep sentence embedding models present better efficiency in the training stage.

In Table 4, we analyze the efficiency of different types of LLMs by selecting representative models from each category. Comparing fine-tune-based PLMs with deep sentence embedding models, we observe that the latter demonstrates significantly better time efficiency as they do not require a fine-tuning stage. Additionally, deep sentence embedding models exhibit improved memory efficiency as they solely involve the inference stage without the need to store additional information such as gradients.

4.2 Text-level Enhancement

One requirement for the feature-level enhancement is that the LLMs in the pipeline must be embedding-visible. However, the most powerful LLMs such as ChatGPT [17], PaLM [44], and GPT4 [18] are all deployed as online services [24], which put strict restrictions so that users can not get access to model parameters and embeddings. Users can only interact with these embedding-invisible LLMs through texts, which means that user inputs must be formatted as texts and LLMs will only yield text outputs. In this section, we explore the potential for these embedding-invisible LLMs to do text-level enhancement. To enhance the text attribute at the text level, the key is to expand more information that is not contained in the original text attributes. Based on this motivation and a recent

paper [37], we study the following two potential text-level enhancements, and illustrative examples of these two augmentations are shown in Figure 3.

1. **TAPE [37]:** The motivation of TAPE is to leverage the knowledge of LLMs to generate high-quality node features. Specifically, it uses LLMs to generate pseudo labels and explanations. These explanations aim to make the logical relationship between the text features and corresponding labels more clear. For example, given the original attributes “mean-field approximation” and the ground truth label “probabilistic methods”, it will generate a description such as “mean-field approximation is a widely adopted simplification technique for probabilistic models”, which makes the connection of these two attributes much more clear. After generating pseudo labels and explanations, they further adopt PLMs to be fine-tuned on both the original text attributes and the explanations generated by LLMs, separately. Next, they generate the corresponding text features and augmented text features based on the original text attributes and augmented text attributes respectively, and finally ensemble them together as the initial node features for GNNs.
2. **Knowledge-Enhanced Augmentation (KEA)** is to enrich the text attributes by providing additional information. KEA is inspired by knowledge-enhanced PLMs such as ERNIE [47] and K-BERT [48] and aims to explicitly incorporate external knowledge. In KEA, we prompt the LLMs to generate a list of knowledge entities along with their text descriptions. For example, we can generate a description for the abstract term “Hopf-Rinow theorem” as follows: “The Hopf-Rinow theorem establishes that a Riemannian manifold, which is both complete and connected, is geodesically complete if and only if it is simply connected.” By providing such descriptions, we establish a clearer connection between the theorem and the category “Riemannian geometry”. Once we obtain the entity list, we encode it either together with the original text attribute or separately. We try encoding text attributes with fine-tuned PLMs and deep sentence embedding models. We also employ ensemble methods to combine these embeddings. One potential advantage of KEA is that it is loosely coupled with the prediction performance of LLMs. In cases where LLMs generate incorrect predictions, TAPE may potentially generate low-quality node features because the explanations provided by PLMs may also be incorrect. However, with KEA, the augmented features may exhibit better stability since we do not rely on explicit predictions from LLMs.

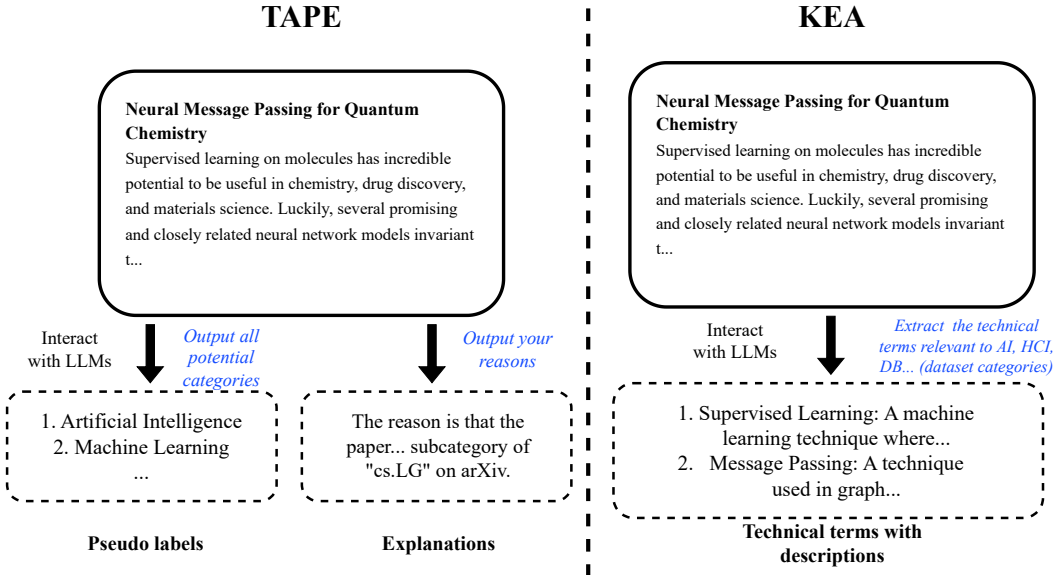


Figure 3: Illustrations for TAPE and KEA. TAPE leverages the knowledge of LLMs to generate explanations for their predictions. For KEA, we prompt the LLMs to generate a list of technical terms with their descriptions. The main motivation is to augment the attribute information. Detailed examples of TAPE and KEA can be found in Appendix C.

4.2.1 Experimental Setups

To evaluate these two strategies, we conduct experiments on two small datasets CORA and PUBMED considering the cost to use the LLMs. For low labeling ratio and high labeling ratio, we adopt the same setting as that in Table 1 and Table 2. For predictors, we adopt GCN, GAT, and MLP to study both the quality of textual embeddings before and after aggregations. For LLMs, we adopt ChatGPT with the latest version (gpt-3.5-turbo-0613). To better understand the effectiveness of TAPE, we separate it into TA, P, and E, where "TA" refers to "text attributes", "P" refers to "pseudo labels", and "E" refers to "explanations". For KEA, we try two approaches to inject the augmented textual attributes. The first approach is appending the augmented textual attributes into the original attribute, which is denoted as "KEA-I". Then the combined attributes are encoded into features. The second approach is to encode the augmented attributes and original attributes separately, which is denoted as "KEA-S". We report the results for original, augmented, and ensembling features. Both TAPE and KEA adopt the cascading structures. After encoding the text attributes with LLMs, the generated embeddings are adopted as the initial features for GNNs. We try two approaches to encode the attributes, which are fine-tuned PLMs and local sentence embedding models. Specifically, we adopt Deberta-base and e5-large. To conduct a fair comparison, we first determine the better text encoder by evaluating their overall performance. Once the text encoder is selected, we proceed to compare the performance of the augmented attributes against the original attributes.

A comprehensive evaluation of TAPE. We first gain a deeper understanding of TAPE through a comprehensive ablation study. The experimental results are shown in Table 5 and Table 6. We show the approach we adopt to encode the text attributes in the bracket. In particular, we mainly consider fine-tuned Deberta-base, which is denoted as PLM, and e5-large, which is denoted as e5.

Table 5: A detailed ablation study of TAPE on CORA and PUBMED dataset in low labeling rate setting. For each combination of features and models, we use **yellow** to denote the best performance under a specific GNN/MLP model, **green** the second best one, and **pink** the third best one.

		CORA			PUBMED		
		GCN	GAT	MLP	GCN	GAT	MLP
TAPE	TAPE	74.56 \pm 2.03	75.27 \pm 2.10	64.44 \pm 0.60	85.97 \pm 0.31	86.97 \pm 0.33	93.18 \pm 0.28
	P	52.79 \pm 1.47	62.13 \pm 1.50	63.56 \pm 0.52	81.92 \pm 1.89	88.27 \pm 0.01	93.27 \pm 0.15
	TA + E (e5)	83.38 \pm 0.42	84.00 \pm 0.09	75.73 \pm 0.53	87.44 \pm 0.49	86.71 \pm 0.92	90.25 \pm 1.56
	TA + E (PLM)	78.02 \pm 0.56	64.08 \pm 12.36	55.72 \pm 11.98	80.70 \pm 1.73	79.66 \pm 3.08	76.42 \pm 2.18
	E (PLM)	79.46 \pm 1.10	74.82 \pm 1.19	63.04 \pm 0.88	81.88 \pm 0.05	81.56 \pm 0.07	76.90 \pm 1.60
	E (e5)	84.38 \pm 0.36	83.01 \pm 0.60	70.64 \pm 1.10	82.23 \pm 0.78	80.30 \pm 0.77	77.23 \pm 0.48
Original attributes	TA (PLM)	59.23 \pm 1.16	57.38 \pm 2.01	30.98 \pm 0.68	62.12 \pm 0.07	61.57 \pm 0.07	53.65 \pm 0.26
	TA (e5)	82.56 \pm 0.73	81.62 \pm 1.09	74.26 \pm 0.93	82.63 \pm 1.13	79.67 \pm 0.80	80.38 \pm 1.94

Table 6: A detailed ablation study of TAPE on CORA and PUBMED dataset in the high labeling rate setting. For each combination of features and models, we use **yellow** to denote the best performance under a specific GNN/MLP model, **green** the second best one, and **pink** the third best one.

		CORA			PUBMED		
		GCN	GAT	MLP	GCN	GAT	MLP
TAPE	TAPE	87.88 \pm 0.98	88.69 \pm 1.13	83.09 \pm 0.91	92.22 \pm 1.30	93.35 \pm 1.50	95.05 \pm 0.27
	P	64.90 \pm 1.39	80.11 \pm 4.01	70.31 \pm 1.91	85.73 \pm 0.59	91.60 \pm 0.62	93.65 \pm 0.35
	TA + E (e5)	90.68 \pm 2.12	91.86 \pm 1.36	87.00 \pm 4.83	92.64 \pm 1.00	93.35 \pm 1.24	94.34 \pm 0.86
	TA + E (PLM)	87.44 \pm 1.74	88.40 \pm 1.60	82.80 \pm 1.00	90.23 \pm 0.71	91.73 \pm 1.58	95.40 \pm 0.32
	E (PLM)	83.28 \pm 4.53	82.47 \pm 6.06	80.41 \pm 3.35	88.90 \pm 2.94	83.00 \pm 14.07	87.75 \pm 14.83
	E (e5)	89.39 \pm 2.69	90.13 \pm 2.52	84.05 \pm 4.03	89.68 \pm 0.78	90.61 \pm 1.61	91.09 \pm 0.85
Original attributes	TA (PLM)	85.86 \pm 2.28	86.52 \pm 1.87	78.20 \pm 2.25	91.49 \pm 1.92	89.88 \pm 4.63	94.65 \pm 0.13
	TA (e5)	90.53 \pm 2.33	89.10 \pm 3.22	86.19 \pm 4.38	89.65 \pm 0.85	89.55 \pm 1.16	91.39 \pm 0.47

Observation 7. The effectiveness of TAPE is mainly from the explanations E generated by LLMs.

From the ablation study, we can see that compared to pseudo labels P, the explanations present better stability across different datasets. One main advantage of adopting explanations generated by LLMs is that these augmented attributes present better performance in the low-labeling rate setting. From

Table 5, we note that when choosing PLM as the encoders, **E** performs much better than **TA** in the low labeling rate setting. Compared to explanations, we find that the effectiveness of the **P** mainly depends on the zero-shot performance of LLMs, which may present large variances across different datasets. In the following analysis, we use **TA + E** and neglect the pseudo labels generated by LLMs.

Observation 8. Replacing fine-tuned PLMs with deep sentence embedding models can further improve the overall performance of TAPE.

From Table 5 and Table 6, we observe that adopting e5-large as the LLMs to encode the text attributes can achieve good performance across different datasets and different data splits. Specifically, the **TA + E** encoded with e5 can achieve top 3 performance in almost all settings. In the following analysis, we adopt e5 to encode the original and enhanced attributes **TA + E**.

Effectiveness of KEA. We then show the results of **KEA** in Table 7 and Table 8. For **KEA-I**, we inject the description of each technical term directly into the original attribute. For **KEA-S**, we encode the generated description and original attribute separately.

Observation 9. The proposed knowledge enhancement attributes KEA can enhance the performance of the original attribute TA.

From Table 7 and Table 8, we first compare the performance of features encoded by e5 and PLM. We see that the proposed **KEA** is more fitted to the e5 encoder, and fine-tuned PLM embeddings present poor performance on the low labeling rate, thus we also select e5 as the encoder to further compare the quality of attributes. From Table 9 we can see that the proposed **KEA-I + TA** and **KEA-S + TA** attributes can consistently outperform the original attributes **TA**.

Observation 10. For different datasets, the most effective enhancement methods may vary.

Moreover, we compare the performance of our proposed **KEA** with **TA + E**, and the results are shown in Table 9. We can see that on CORA, our methods can achieve better performance while **TA + E** can achieve better performance on PUBMED. One potential explanation for this phenomenon is that **TA + E** relies more on the capability of LLMs. Although we have removed the pseudo labels **P**, we find that the explanations still contain LLMs’ predictions. As a result, the effectiveness of **TA + E** will be influenced by LLMs’ performance on the dataset. As shown in [37], the LLMs can achieve superior performance on the PUBMED dataset but perform poorly on the CORA dataset. Compared to **TA + E**, our proposed **KEA** only utilizes the commonsense knowledge of the LLMs, which may have better stability across different datasets.

Table 7: A detailed ablation study of KEA on CORA and PUBMED dataset in the low labeling rate setting. For each combination of features and models, we use yellow to denote the best performance under a specific GNN/MLP model, green the second best one, and pink the third best one.

		CORA			PUBMED		
		GCN	GAT	MLP	GCN	GAT	MLP
Original attributes	TA (PLM)	59.23 ± 1.16	57.38 ± 2.01	30.98 ± 0.68	62.12 ± 0.07	61.57 ± 0.07	53.65 ± 0.26
	TA (e5)	82.56 ± 0.73	81.62 ± 1.09	74.26 ± 0.93	82.63 ± 1.13	79.67 ± 0.80	80.38 ± 1.94
KEA	KEA-I + TA (e5)	83.20 ± 0.56	83.38 ± 0.63	74.34 ± 0.97	83.30 ± 1.75	81.16 ± 0.87	80.74 ± 2.44
	KEA-I + TA (PLM)	53.21 ± 11.54	55.38 ± 4.64	31.80 ± 3.63	57.13 ± 8.20	58.66 ± 4.27	52.28 ± 4.47
	KEA-I (e5)	81.35 ± 0.77	82.04 ± 0.72	70.64 ± 1.10	81.98 ± 0.91	81.04 ± 1.39	79.73 ± 1.63
	KEA-I (PLM)	36.68 ± 18.63	37.69 ± 12.79	30.46 ± 0.60	56.22 ± 7.17	59.33 ± 1.69	52.79 ± 0.51
	KEA-S + TA (e5)	84.63 ± 0.58	85.02 ± 0.40	76.11 ± 2.66	82.93 ± 2.38	81.34 ± 1.51	80.74 ± 2.44
	KEA-S + TA (PLM)	51.36 ± 16.13	52.85 ± 7.00	34.56 ± 5.09	59.47 ± 6.09	51.93 ± 3.27	51.11 ± 2.63
	KEA-S (e5)	84.38 ± 0.36	83.01 ± 0.60	70.64 ± 1.10	82.23 ± 0.78	80.30 ± 0.77	77.23 ± 0.48
	KEA-S (PLM)	28.97 ± 18.24	43.88 ± 10.31	30.36 ± 0.58	61.22 ± 0.94	54.93 ± 1.55	47.94 ± 0.89

5 LLMs as the Predictors

In the *LLMs-as-Enhancers* pipeline, the role of the LLMs remains somewhat limited since we only utilize their pre-trained knowledge but overlook their reasoning capability. Drawing inspiration from the LLMs’ proficiency in handling complex tasks with implicit structures, such as logical reasoning [23] and recommendation [21], we question: **Is it possible for the LLM to independently perform predictive tasks on graph structures?** By shifting our focus to node attributes and overlooking the graph structures, we can perceive node classification as a text classification problem.

Table 8: A detailed ablation study of KEA on CORA and PUBMED dataset in the high labeling rate setting. For each combination of features and models, we use **yellow** to denote the best performance under a specific GNN/MLP model, **green** the second best one, and **pink** the third best one.

		CORA			PUBMED		
		GCN	GAT	MLP	GCN	GAT	MLP
Original	TA (PLM)	85.86 \pm 2.28	86.52 \pm 1.87	78.20 \pm 2.25	91.49 \pm 1.92	89.88 \pm 4.63	94.65 \pm 0.13
Attributes	TA (e5)	90.53 \pm 2.33	89.10 \pm 3.22	86.19 \pm 4.38	89.65 \pm 0.85	89.55 \pm 1.16	91.39 \pm 0.47
KEA	KEA-I + TA (e5)	91.12 \pm 1.76	90.24 \pm 2.93	87.88 \pm 4.44	90.19 \pm 0.83	90.60 \pm 1.22	92.12 \pm 0.74
	KEA-I + TA (PLM)	87.07 \pm 1.04	87.66 \pm 0.86	79.12 \pm 2.77	92.32 \pm 0.64	92.29 \pm 1.43	94.85 \pm 0.20
	KEA-I (e5)	91.09 \pm 1.78	90.13 \pm 2.76	86.78 \pm 4.12	89.56 \pm 0.82	90.25 \pm 1.34	91.92 \pm 0.80
	KEA-I (PLM)	86.08 \pm 2.35	85.23 \pm 3.15	77.97 \pm 2.87	91.73 \pm 0.58	91.93 \pm 1.76	94.76 \pm 0.33
	KEA-S + TA (e5)	91.09 \pm 1.78	92.30 \pm 1.69	88.95 \pm 4.96	90.40 \pm 0.92	90.82 \pm 1.30	91.78 \pm 0.56
	KEA-S + TA (PLM)	83.98 \pm 5.13	87.33 \pm 1.68	80.04 \pm 1.32	86.11 \pm 5.68	89.04 \pm 5.82	94.35 \pm 0.48
	KEA-S (e5)	89.39 \pm 2.69	90.13 \pm 2.52	84.05 \pm 4.03	89.68 \pm 0.78	90.61 \pm 1.61	91.09 \pm 0.85
	KEA-S (PLM)	83.35 \pm 7.30	85.67 \pm 2.00	76.76 \pm 1.82	79.68 \pm 19.57	69.90 \pm 19.75	85.91 \pm 6.47

Table 9: Comparison of the performance of TA, KEA-I, and KEA-S, and TA + E. The best performance is shown with an underline. CORA (low) means a low labeling rate setting, and CORA (high) denotes a high labeling rate setting.

		CORA (low)			PUBMED (low)		
		GCN	GAT	MLP	GCN	GAT	MLP
TA		82.56 \pm 0.73	81.62 \pm 1.09	74.26 \pm 0.93	82.63 \pm 1.13	79.67 \pm 0.80	80.38 \pm 1.94
KEA-I + TA		83.20 \pm 0.56	83.38 \pm 0.63	74.34 \pm 0.97	83.30 \pm 1.75	81.16 \pm 0.87	80.74 \pm 2.44
KEA-S + TA		84.63 \pm 0.58	85.02 \pm 0.40	76.11 \pm 2.66	82.93 \pm 2.38	81.34 \pm 1.51	80.74 \pm 2.44
TA+E		83.38 \pm 0.42	84.00 \pm 0.09	75.73 \pm 0.53	87.44 \pm 0.49	86.71 \pm 0.92	90.25 \pm 1.56
		CORA (high)			PUBMED (high)		
		GCN	GAT	MLP	GCN	GAT	MLP
TA		90.53 \pm 2.33	89.10 \pm 3.22	86.19 \pm 4.38	89.65 \pm 0.85	89.55 \pm 1.16	91.39 \pm 0.47
KEA-I + TA		91.12 \pm 1.76	90.24 \pm 2.93	87.88 \pm 4.44	90.19 \pm 0.83	90.60 \pm 1.22	92.12 \pm 0.74
KEA-S + TA		91.09 \pm 1.78	92.30 \pm 1.69	88.95 \pm 4.96	90.40 \pm 0.92	90.82 \pm 1.30	91.78 \pm 0.56
TA+E		90.68 \pm 2.12	91.86 \pm 1.36	87.00 \pm 4.83	92.64 \pm 1.00	93.35 \pm 1.24	94.34 \pm 0.86

In [49], the LLMs demonstrate significant promise, suggesting that they can proficiently process text attributes. However, one key problem is that LLMs are not originally designed to process graph structures. Therefore, it can not directly process structural information like GNNs.

In this section, we aim to explore the potential of LLMs as a predictor. In particular, we first check whether LLM can perform well without any structural information. Then, we further explore some prompts to incorporate structural information with natural languages. Finally, we show a case study in Section 5.3 to explore its potential usage as an annotator for graphs.

5.1 How Can LLM Perform on Popular Graph Benchmarks without Structural Information?

In this subsection, we treat the node classification problem as a text classification problem by ignoring the structural information. We adopt ChatGPT (gpt-3.5-turbo-0613) as the LLMs to conduct all the experiments. We choose five popular textual graph datasets with raw text attributes: CORA [35], CITESEER [50]¹, PUBMED [3], OGBN-ARXIV, and OGBN-PRODUCTS [2]. The details of these datasets can be found in Appendix A. Considering the costs to query LLMs’ APIs, it’s not possible for us to test the whole dataset for these graphs. Considering the rate limit imposed by OpenAI², we randomly select 200 nodes from the test sets as our test data. In order to ensure that these 200 nodes better represent the performance of the entire set, we repeat all experiments twice. Additionally, we employ zero-shot performance as a sanity check, comparing it with the results in TAPE [37] to ensure minimal discrepancies.

¹For CITESEER, the statistics is not totally the same as the widely adopted version in Pyg [51], we will elaborate this in Appendix A.1.

²<https://platform.openai.com/docs/guides/rate-limits/overview>

We explore the following strategies with example prompts. The detailed prompts are shown in Table 10.

1. **Zero-shot prompts:** This approach solely involves the attribute of a given node.
2. **Few-shot prompts:** On the basis of zero-shot prompts, few-shot prompts provide in-context learning samples together with their labels for LLMs to better understand the task. In addition to the node’s content, this approach integrates the content and labels of randomly selected in-context samples from the training set. In the section, we adopt random sampling to select few-shot prompts.
3. **Zero-shot prompts with Chain-of-Thoughts (CoT):** CoT [52] presents its effectiveness in various reasoning tasks, which can greatly improve LLMs’ reasoning abilities. In this study, we test whether CoT can improve LLMs’ capability on node classification tasks. On the basis of zero-shot prompts, we guide the LLMs to generate the thought process by using the prompt "think it step by step".
4. **Few-shot prompts with CoT:** Inspired by AutoCOT [53], which demonstrates that incorporating the CoT process generated by LLMs can further improve LLMs’ reasoning capabilities. Building upon the few-shot prompts, this approach enables the LLMs to generate a step-by-step thought process for the in-context samples. Subsequently, the generated CoT processes are inserted into the prompt as auxiliary information.

Table 10: An illustration of prompts we use for *LLMs-as-Predictors* without structural information where we use citation data as an example.

Prompt Name	Prompt Content
Zero-shot Prompts	Paper: \n <paper content> \n Task: \n There are following categories: \n <list of categories> \n Which category does this paper belong to? \n Output the most 1 possible category of this paper as a python list, like ['XX']
Few-shot Prompts	# Information for the first few-shot samples Paper: ... as a python list, like ['XX'] \n [<Ground truth 1>] \n ... (more few shot samples). # Information for the current paper Paper: ... category of this paper as a python list, like ['XX']
Zero-shot prompts with CoT	Paper: ... category of this paper as a python list, like ['XX'] \n Think it step by step and output your reason in one sentence.
Few-shot prompts with CoT	# first use zero-shot cot to generate the reasoning process and get CoT process for each few-shot samples # Information for the first few-shot samples Paper: ... \n [<Ground truth 1>] \n <CoT process 1> ... (more few shot samples). # Information for this paper Paper: ...Think it step by step and output your reason in one sentence.

Output Parsing. In addition, we need a parser to extract the output from LLMs. We devise a straightforward approach to retrieve the predictions from the outputs. Initially, as shown in Table 10, we instruct the LLMs to generate the results in a formatted output like "a python list". Then, we can use the symbol "[" and "]" to locate the expected outputs. It should be noted that this design aims to extract the information more easily, but have little influence on the performance. We observe that sometimes LLMs will output contents that are slightly different from the expected format, for example, output the expected format "Information Retrieval" to "Information Extraction". In such cases, we compute the edit distance between the extracted output and the category names and select the one with the smallest distance. This method proves effective when the input context is relatively short. If this strategy encounters errors, we resort to extracting the first mentioned categories in the output texts as the predictions. If there’s no match, then the model’s prediction for the node is incorrect.

To reduce the variance of LLMs’ predictions, we set the temperature to 0. For few-shot cases, we find that providing too much context will cause LLMs to generate outputs that are not compatible with the expected formats. Therefore, we set a maximum number of samples to ensure that LLMs

generate outputs with valid formats. In this study, we choose this number to 2 and adopt accuracy as the performance metric.

Table 11: Performance of LLMs on real-world text attributed graphs without structural information, we also include the result of GCN (or SAGE for OGBN-PRODUCTS) together with Sentence-BERT features. For CORA, CITESEER, PUBMED, we show the results of the low labeling rate setting.

	CORA	CITESEER	PUBMED	OGBN-ARXIV	OGBN-PRODUCTS
Zero-shot	67.00 \pm 1.41	65.50 \pm 3.53	90.75 \pm 5.30	51.75 \pm 3.89	70.75 \pm 2.48
Few-shot	67.75 \pm 3.53	66.00 \pm 5.66	85.50 \pm 2.80	50.25 \pm 1.06	77.75 \pm 1.06
Zero-shot with COT	64.00 \pm 0.71	66.50 \pm 2.82	86.25 \pm 3.29	50.50 \pm 1.41	71.25 \pm 1.06
Few-shot with COT	64.00 \pm 1.41	60.50 \pm 4.94	85.50 \pm 4.94	47.25 \pm 2.47	73.25 \pm 1.77
GCN/SAGE	82.20 \pm 0.49	71.19 \pm 1.10	81.01 \pm 1.32	73.10 \pm 0.25	82.51 \pm 0.53

5.1.1 Observations

Observation 11. LLMs present preliminary effectiveness on some datasets.

According to the results in Table 11, it is evident that LLMs demonstrate remarkable zero-shot performance on PUBMED. When it comes to OGBN-PRODUCTS, LLMs can achieve performance levels comparable to fine-tuned PLMs. However, there is a noticeable performance gap between LLMs and GNNs on CORA and PUBMED datasets. To gain a deeper understanding of this observation, it is essential to analyze the output of LLMs.

Observation 12. Wrong predictions made by LLMs are sometimes also reasonable.

After investigating the output of LLMs, we find that a part of the wrong predictions made by LLMs are very reasonable. An example is shown in Table 12. In this example, we can see that besides the ground truth label "Reinforcement Learning", "Neural Networks" is also a reasonable label, which also appears in the texts. We find that this is a common problem for CORA, CITESEER, and OGBN-ARXIV. For OGBN-ARXIV, there are usually multiple labels for one paper on the website. However, in the OGBN-ARXIV dataset, only one of them is chosen as the ground truth. This leads to a misalignment between LLMs' commonsense knowledge and the annotation bias inherent in these datasets. Moreover, we find that introducing few-shot samples presents little help to mitigate the annotation bias.

Table 12: A wrong but reasonable prediction made by LLMs

Paper: The Neural Network House: An overview; Typical home comfort systems utilize only rudimentary forms of energy management and conservation. The most sophisticated technology in common use today is an automatic setback thermostat. Tremendous potential remains for improving the efficiency of electric and gas usage...

Ground Truth: Reinforcement Learning

LLM's Prediction: Neural Networks

Observation 13. Chain-of-thoughts do not bring in performance gain.

For reasoning tasks in the general domain, chain-of-thoughts is believed to be an effective approach to increase LLM's reasoning capability [52]. However, we find that it's not effective for the node classification task. This phenomenon can be potentially explained by **Observation 12**. In contrast to mathematical reasoning, where a single answer is typically expected, multiple reasonable chains of thought can exist for node classification. An example is shown in Table 13. This phenomenon poses a challenge for LLMs as they may struggle to match the ground truth labels due to the presence of multiple reasonable labels.

Observation 14. There is potential test data leakage in evaluation.

In addition, we observe that TAPE [37] implements a unique prompt on the OGBN-ARXIV dataset, yielding impressive results via zero-shot prompts. The primary distinction between their prompts and

Table 13: An example that LLMs generate CoT processes not matching with ground truth labels

Paper: The Neural Network House: An overview.: Typical home comfort systems utilize only rudimentary forms of energy management and conservation. The most sophisticated technology in common use today is an automatic setback thermostat. Tremendous potential remains for improving the efficiency of electric and gas usage...

Generated Chain-of-thoughts: The paper discusses the use of neural networks for intelligent control and mentions the utilization of neural network reinforcement learning and prediction techniques. Therefore, the most likely category for this paper is 'Neural Networks'.

Ground Truth: Reinforcement Learning

LLM's Prediction: Neural Networks

ours lies in the label design. Given that all papers originate from the computer science subcategory of Arxiv, they employ the brief term "arxiv cs subcategories" as a substitute for these 40 categories. Remarkably, this minor alteration contributes to a substantial enhancement in performance. To delve deeper into this phenomenon, we experiment with three disparate label designs: (1) Strategy 1: the original Arxiv identifier, such as "arxiv cs.CV"; (2) Strategy 2: natural language descriptors, like "computer vision"; and (3) Strategy 3: the specialized prompt, utilizing "arxiv cs subcategory" to denote all categories. Unexpectedly, we discover that Strategy 3 significantly outperforms the other two (refer to Table 14).

Table 14: Performance of LLMs on OGB-Arxiv dataset, with three different label designs.

	Strategy 1	Strategy 2	Strategy 3
OGBN-ARXIV	48.5	51.8	74.5

Given that LLMs undergo pre-training on extensive text corpora, it's likely that these corpora include papers from the Arxiv database. That specific prompt could potentially enhance the "activation" of these models' corresponding memory. These observations suggest that the utilization of current textual graph datasets to assess LLMs may inadvertently lead to data leakage issues. Hence, it's crucial to reconsider the methods employed to accurately evaluate the performance of these LLMs on such tasks.

5.2 Incorporating Structural Information in the Prompts

As we note, LLMs can already present superior zero-shot performance on some datasets without providing any structural information. However, there is still a large performance gap between LLMs and GNNs in CORA, CITESEER, and OGBN-ARXIV. Then a question naturally raises that *whether we can further increase LLMs' performance by incorporating structural information?* To answer this problem, we first need to identify how to denote the structural information in the prompt. LLMs such as ChatGPT are not originally designed for graph structures, so they can not process adjacency matrices like GNNs. In this part, we study several ways to convey structural information and test their effectiveness on the CORA dataset.

Specifically, we first consider inputting the whole graph into the LLMs. Using CORA dataset as an example, we try to use prompts like "node 1: **<paper content>**" to represent attributes, and prompts like "node 1 cites node 2" to represent the edge. However, we find that this approach is not feasible since LLMs usually present a small input context length restriction. As a result, we consider an "ego-graph" view, which refers to the subgraphs induced from the center nodes. In this way, we can narrow the number of nodes to be considered. Considering the cost to use LLMs, to find the best prompt representing graph structures, we try several prompts and compare them on 50 nodes sampled from the CORA dataset in Table 16. The motivation of the first two prompts is similar where both aim to represent the edge relationship in an explicit way using the word "cite". The difference is that the first prompt uses indexes to refer to different papers while the second prompt uses the title of papers. For prompt 3, one key part is the generation of neighbor summary. Specifically, we use

the prompt in Table 15 to let LLMs generate a summarization of the current’s neighbor attribute and neighbor labels. The motivation of this prompt is to simulate the behavior of GNNs, which also adopt an aggregation function to summarize the neighborhood information.

Table 15: Prompts used to generate neighbor summary.

Prompts used to summarize the neighboring information

The following list records some papers related to the current one.

Lists of samples neighboring nodes

The "category" column is optional, and we find it presents little influence on the generated summary
[{"content": "Cadabra a field theory motivated ...", "category": "computer vision"... }, ...]

Instruction

Please summarize the information above with a short paragraph, find some common points which can reflect the category of this paper

Table 16: Comparison of several different strategies to incorporate structural information in the prompts.

Prompt	Accuracy
(Baseline zero-shot without structural information) Paper: <paper content> Instruction: <Task instruction>	0.64
(Prompt 1) Instruction: <Task instruction> Paper 1: <paper 1 content> Paper 2: <paper 2 content> ... Paper 1 cites Paper 2, Paper 1 cites Paper 3.... The category of Paper 2 is Machine Learning ... The category of Paper 1 is	0.64
(Prompt 2) Instruction: <Task instruction> <Paper 1 title>: paper 1 content <Paper 2 title>: paper 2 content ... <Paper 2 title> cites <Paper 1 title>, <Paper 1 title> cites <Paper 3 title>.... The category of <Paper 2 title> is Machine Learning ... The category of <Paper 1 title> is	0.64
(Prompt 3) Paper: <paper content> Neighbor Summary: <Neighbor summary> Instruction: <Task instruction>	0.78

Specifically, we first organize the neighbors of the current nodes as a list of dictionaries consisting of attributes and labels of the neighboring nodes for training nodes. Then, the LLMs summarize the neighborhood information. It should be noted that we only consider 2-hop neighbors because GNNs typically have 2 layers, indicating that the 2-hop neighbor information is the most useful in most cases. Considering the input context limit of LLMs, we empirically find that each time we can summarize the attribute information of 5 neighbors. In this paper, we sample neighbors once and only summarize those selected neighbors. In practice, we can sample multiple times and summarize each of them to obtain more fine-grained neighborhood information.

Observation 15. Neighborhood summarization is likely to achieve performance gain.

From Table 17, we note that incorporating neighborhood information in either zero-shot or few-shot approaches yields performance gains compared to the zero-shot prompt without structural information except on the PUBMED dataset. By following the "homophily" assumption [54, 55], which suggests that neighboring nodes tend to share the same labels, the inclusion of neighboring information can potentially alleviate annotation bias. For instance, let’s consider a paper from Arxiv covering general topics like transformers. Merely analyzing the content of this paper makes it difficult to determine which category the author would choose, as categories such as "Artificial Intelligence," "Machine

Table 17: Performance of LLMs on real-world text attributed graphs with summarized neighborhood information. For CORA, CITESEER, PUBMED, we show the results of the low labeling rate setting. We also include the result of GCN (or SAGE for OGBN-PRODUCTS) together with Sentence-BERT features.

	CORA	CITESEER	PUBMED	OGBN-ARXIV	OGBN-PRODUCTS
Zero-shot	67.00 \pm 1.41	65.50 \pm 3.53	90.75 \pm 5.30	51.75 \pm 3.89	70.75 \pm 2.48
Few-shot	67.75 \pm 3.53	66.00 \pm 5.66	85.50 \pm 2.80	50.25 \pm 1.06	77.75 \pm 1.06
Zero-Shot with 2-hop info	71.75 \pm 0.35	62.00 \pm 1.41	88.00 \pm 1.41	55.00 \pm 2.83	75.25 \pm 3.53
Few-Shot with 2-hop info	74.00 \pm 4.24	67.00 \pm 4.94	79.25 \pm 6.71	52.25 \pm 3.18	76.00 \pm 2.82
GCN/SAGE	82.20 \pm 0.49	71.19 \pm 1.10	81.01 \pm 1.32	73.10 \pm 0.25	82.51 \pm 0.53

Learning," and "Computer Vision" are all plausible options. However, by examining its citation relationships, we can better infer the author's bias. If the paper cites numerous sources from the "Computer Vision" domain, it is likely that the author is also a researcher in that field, thereby favoring the selection of this category. Consequently, structural information provides implicit supervision to assist LLMs in capturing the inherent annotation bias in the dataset. However, from the PUBMED dataset, we observe that incorporating neighborhood information results in clear performance drop, which necessitates a deep analysis below.

Observation 16. LLMs with a structure-aware prompt may also suffer from heterophilous neighboring nodes.

From Table 17, we observe that LLMs' performance on PUBMED degrades significantly after incorporating the structural information. To gain a deeper understanding, we focus on those nodes where zero-shot prompts without structural information can lead to correct prediction but prompts with 2-hop information can't.

An example of this kind of node is shown in Table 18. After analyzing the 2-hop neighbors of this node, we find that 15 out of 19 2-hop neighboring nodes have different labels against this node. This case is usually denoted as "heterophily" [54], which is a phenomenon in graph theory where nodes in a graph tend to connect with nodes that are dissimilar to them. In this case, we find that both GNNs and LLMs with a structure-aware prompt make wrong predictions. However, LLMs ignoring structural information get correct predictions, which indicates that LLMs with a structure-aware prompt may also suffer from the "heterophily" problem.

Table 18: GNNs and LLMs with structure-aware prompts are both wrong

Paper: Title: C-reactive protein and incident cardiovascular events among men with diabetes.
Abstract: OBJECTIVE: Several large prospective studies have shown that baseline levels of C-reactive protein (CRP) are an independent predictor of cardiovascular events among apparently healthy individuals. However, prospective data on whether CRP predicts cardiovascular events in diabetic patients are limited so far. RESEARCH DESIGN AND METHODS ...
Neighbor Summary: This paper focuses on different aspects of type 2 diabetes mellitus. It explores the levels of various markers such as tumor necrosis factor-alpha, interleukin-2 ...
Ground truth: "Diabetes Mellitus Type 1"
Structure-ignorant prompts: "Diabetes Mellitus Type 1"
Structure-aware prompt: "Diabetes Mellitus Type 2"
GNN: "Diabetes Mellitus Type 2"

5.3 Case Study: LLMs as the Pseudo Annotators

From Table 11, we show that LLMs can be good **zero-shot predictors** on several real-world graphs, which provides the possibility to conduct zero-shot inference on datasets without labels. Despite the effectiveness of LLMs, it still presents two problems: (1) The price of using LLMs' API is not cheap, and conducting inference on all testing nodes for large graphs incurs high costs; (2) Whether it is a locally deployed open-source LLM or a closed source LLM accessed through an API, the inference

with these LLMs are much slower than GNNs, since the former has high computational resource requirements, while the latter has rate limits. One potential solution to these challenges is leveraging the knowledge of LLMs to train smaller models like GNNs, which inspires a potential application of LLMs to be used as annotators.

Based on the preliminary experimental outcomes, LLMs display encouraging results on certain datasets, thus highlighting their potential for generating high-quality pseudo-labels. However, the use of LLMs as an annotator introduces a new challenge. A key consideration lies in deciding the nodes that should be annotated. Unlike the self-labeling in GNNs[56–58], where confidence-based or information-based metrics are employed to estimate the quality of pseudo-labels. It remains a difficult task to determine the confidence of pseudo-labels generated by LLMs. Additionally, different nodes within a graph have distinct impacts on other nodes [59]. Annotating certain nodes can result in a more significant performance improvement compared to others. Consequently, the primary challenge can be summarized as follows: how can we effectively select both the critical nodes within the graph and the reliable nodes in the context of LLMs?

Taking into account the complexity of these two challenges, we don’t intend to comprehensively address them in this paper. Instead, we present a preliminary study to evaluate the performance of a simple strategy: randomly selecting a subset of nodes for annotation. It is worth noting that advanced selection strategies such as active learning [59] could be adopted to improve the final performance. We leave such exploration as future work. Regarding the annotation budget, we adopt a "low labeling rate" setting, wherein we randomly select a total of 20 nodes multiplied by the number of classes. For the selected nodes, we adopt 75% of them as training nodes and the rest as validation nodes. Consequently, we annotate a total of 140 nodes in the CORA dataset and 60 nodes in the PUBMED dataset. In this part, we use GCN as the GNN model and adopt the embeddings generated by the Sentence-BERT model. The results are shown in Table 19. We can observe that training GCN on the pseudo labels can lead to satisfying performance. Particularly, it can match the performance of GCN trained on ground truth labels with 10 shots per class. As a reference, around 67% of the pseudo labels for CORA can match ground truth labels, while around 93% of the pseudo labels for PUBMED are ground truth labels.

Table 19: Performance of GCN trained on either pseudo labels generated by LLMs, or ground truth labels

	CORA	PUBMED
<i>Using pseudo labels</i>		
20 shots \times #class	64.95 \pm 0.98	71.70 \pm 1.06
<i>Using ground truth</i>		
3 shots per class	52.63 \pm 1.46	59.35 \pm 2.67
5 shots per class	58.97 \pm 1.41	65.98 \pm 0.74
10 shots per class	69.87 \pm 2.27	71.51 \pm 0.77

Observation 17. The quality of pseudo labels is key to downstream performance.

Although we don’t place significant emphasis on the selection of nodes to be labeled, the preliminary results show that there is relatively little variance among different random selections. Comparing this to the impact of pseudo labels, we observe that the quality of pseudo labels can make a significant difference. When higher quality pseudo labels are used, GNNs perform much better on PUBMED compared to CORA. This result highlights the importance of developing an approach to select confident nodes for LLMs.

Observation 18. Getting the confidence by simply prompting the LLMs may not work since they are too “confident”.

Based on previous observations, we check some simple strategies to achieve the confidence level of LLMs’ outputs. Initially, we attempt to prompt the LLMs directly for their confidence level. However, we discover that most of the time, LLMs simply output a value of 1, rendering it meaningless. Examples are shown in Table 20.

Another potential solution is to utilize LLMs that support prediction logits, such as text-davinci-003. However, we observe that the probability of the outputs from these models is consistently close to 1, rendering the output not helpful.

Table 20: Prompts used to generate neighbor summary**Instruction**

Output the confidence level in the range of 0 to 1 and the most 1 possible category of this paper as a python dict, like "prediction": "XX", "confidence": "XX"

6 Related Work

Following our proposed two pipelines, i.e., LLMs as the Enhancers and LLMs as the Predictors, we review existing works in this section.

6.1 LLMs as the Enhancers

In the recent surge of research, increasing attention has been paid on the intersection of LLMs and GNNs in the realm of TAGs [6, 34, 37, 45, 46, 60–62]. Compared to shallow embeddings, LLMs can provide a richer repository of commonsense knowledge, which could potentially enhance the performance of downstream tasks [12].

Several studies employ PLMs as text encoders, transforming text attributes into node features, which can thus be classified as *feature-level enhancement*. The integration structures vary among these works: some adopt a simple cascading structure [7, 45, 46, 60], while others opt for an iterative structure [34, 61, 63]. For those utilizing the cascading structure, preliminary investigations have been conducted to determine how the quality of text embeddings affects downstream classification performance [46]. GIANT [45] attempts to incorporate structural information into the pre-training stage of PLMs, achieving improved performance albeit with additional training overhead. This cascading structure has also been successfully applied to tasks such as fact verification [7] and question answering [60]. However, despite its simplicity, recent studies [34] have identified potential drawbacks of the cascading structure. Specifically, it establishes a tenuous connection between the text attribute and the graph. The embeddings generated by the PLMs do not take graph structures into account, and the parameters of the PLMs remain constant during the GNN training process. Alternatively, in the iterative structure, Graphformers [63] facilitates the co-training of PLMs and GNNs using each other’s generated embeddings. GLEM [34] takes this a step further by considering pseudo labels generated by both PLMs and GNNs and incorporating them into the optimization process. DRAGON [61] successfully extends the iterative structure to the knowledge graph domain.

Compared to these studies focusing on PLMs, a recent study [37] considers the usage of embedding-invisible LLMs such as ChatGPT [17] for representation learning on TAGs, which aims to adopt LLMs to enhance the text attributes and thus can be categorized into *text-level enhancement*. This work introduces a prompt designed to generate explanations for the predictions made by LLMs. These generated explanations are subsequently encoded into augmented features by PLMs. Through the ensemble of these augmented features with the original features, the proposed methodology demonstrates its efficacy and accomplishes state-of-the-art performance on the OGBN-ARXIV leaderboard [2]. Nevertheless, the study offers limited analytical insights into the underlying reasons for the success of this approach. Additionally, we have identified a potential concern regarding the prompts utilized in the referenced study.

Another work pertaining to the integration of LLMs and GNNs is the Graph-Toolformer [64]. Drawing inspirations from Toolformer [65], this study utilizes LLMs as an interface to bridge the natural language commands and GNNs. This approach doesn’t change the features and training of GNNs, which is not aligned with our problem setting shown in Definition 2.

6.2 LLMs as the Predictors

While *LLMs-as-Enhancers* have proven to be effective, the pipeline still requires GNNs for final predictions. In a significant shift from this approach, recent studies [66, 67] have begun exploring a unique pipeline that solely relies on LLMs for final predictions. These works fall under the category of *LLMs-as-Predictors*. GPT4Graph [66] evaluates the potential of LLMs in executing knowledge graph (KG) reasoning and node classification tasks. Their findings indicate that these models can

deliver competitive results for short-range KG reasoning but struggle with long-range KG reasoning and node classification tasks. However, its presentation is pretty vague and they don't give the detailed format of the prompt they use. NLGraph [67] introduces a synthetic benchmark to assess graph structure reasoning capabilities. The study primarily concentrates on traditional graph reasoning tasks such as shortest path, maximum flow, and bipartite matching, while only offering limited analysis on node classification tasks. This does not align with our central focus, which is primarily on graph learning, with a specific emphasis on node classification tasks.

7 Conclusions, Limitations, and Future Directions

In this section, we summarize our key findings, present the limitations of this study and discuss the potential directions of leveraging LLMs in graph machine learning.

7.1 Key Findings

In this paper, we propose two potential pipelines: *LLMs-as-Enhancers* and *LLMs-as-Predictors* that incorporate LLMs to handle the text-attributed graphs. Our rigorous empirical studies reveal several interesting findings which provide new insights for future studies. We highlight some key findings below and more can be found from Observation 1 to Observation 18.

Finding 1. For *LLMs-as-Enhancers*, deep sentence embedding models present effectiveness in terms of performance and efficiency. We empirically find that when we adopt deep sentence embedding models as enhancers at the feature level, they present good performance under different dataset split settings, and also scalability. This indicates that they are good candidates to enhance text attributes at the feature level.

Finding 2. For *LLMs-as-Enhancers*, the combination of LLMs' augmentations and ensembling demonstrates its effectiveness. As demonstrated in Section 4.2, when LLMs are utilized as enhancers at the text level, we observe performance improvements by ensembling the augmented attributes with the original attributes across datasets and data splits. This suggests a promising approach to enhance the performance of attribute-related tasks. The proposed pipeline involves augmenting the attributes with LLMs and subsequently ensembling the original attributes with the augmented ones.

Finding 3. For *LLMs-as-Predictors*, LLMs present preliminary effectiveness but also indicate potential evaluation problem. In Section 5, we conduct preliminary experiments on applying LLMs as predictors, utilizing both textual attributes and edge relationships. The results demonstrate that LLMs present effectiveness in processing textual attributes and achieving good zero-shot performance on certain datasets. Moreover, our analysis reveals two potential problems within the existing evaluation framework: (1) There are instances where LLMs' inaccurate predictions can also be considered reasonable, particularly in the case of citation datasets where multiple labels may be appropriate. (2) We find a potential test data leakage problem on OGBN-ARXIV, which underscores the need for a careful reconsideration of how to appropriately evaluate the performance of LLMs on real-world datasets.

7.2 Limitations

A deeper understanding of the effectiveness of text embeddings. Despite the effectiveness of deep sentence embedding models, our understanding of why their embeddings outperform PLMs' on node classification tasks remains limited. Furthermore, we observe a performance gap between deep sentence embedding models and GLEM on the OGBN-PRODUCTS dataset, which may be related to the domains of the dataset. Moreover, as shown in Observation 4, GNNs demonstrate different levels of effectiveness on different text embeddings. However, we give limited explanations for this phenomenon. To gain a deeper understanding, we need to have a look at the original feature space and the feature space after aggregation. This phenomenon may potentially be related to the anisotropy in language model embeddings [14]. More in-depth analysis is required to better understand these phenomena.

Costs of LLM augmentations. In the work, we study TAPE and KEA to enhance the textual attributes at the text level. Although these methods have proven to be effective, they require querying LLMs' APIs at least N times for a graph with N nodes. Given the cost associated with LLMs,

this poses a significant expense when dealing with large-scale datasets. Consequently, we have not presented results for the OGBN-ARXIV and OGBN-PRODUCTS datasets.

Text-formatted hand-crafted prompts to represent graphs. In Section 5, we limit our study to the use of "natural language" prompts for graph representation. However, various other formats exist for representing graphs in natural language such as XML, YAML, GML, and more [68]. Moreover, we mainly design these prompts in a hand-crafted way, which is mainly based on trial and error. It's thus worthwhile to consider exploring more prompt formats and how to come up with automatic prompts.

7.3 Future Directions

Extending the current pipelines to more graph learning tasks. In this study, our primary focus is on investigating the node classification task. Nevertheless, it remains unexplored whether these two pipelines can be extended to other graph learning tasks. Certain tasks necessitate the utilization of long-range information [69], and representing such information within LLMs' limited input context poses a significant challenge. Furthermore, we demonstrate that LLMs exhibit promising initial results in graphs containing abundant textual information, particularly in natural language. However, the exploration of their effective extension to other types of graphs with non-natural language information, such as molecular graph [51, 70], still needs further exploration.

LLMs for the graph domain. In this paper, we focus on how to adapt LLMs to graph machine learning tasks through in-context learning. However, the extent to which in-context learning can help LLMs achieve task-specific information is restricted [71], since the model parameters have not been updated. Recently, some research has begun to explore the use of instruction tuning-based method [72] to design domain-specific models such as recommendation systems [73, 74], multi-modality [75], and tabular data [76]. These domain-specific models are built upon open-source large models like LLaMA [33] and Flan-T5 [77]. However, as far as we know, there are still no LLMs specifically tuned for the graph domain. How to adapt these tuning-based methods and apply them to the graph domain is thus a promising future direction.

Using LLMs more efficiently. Despite the effectiveness of LLMs, the inherent operational efficiency and operational cost of these models still pose significant challenges. Taking ChatGPT, which is accessed through an API, as an example, the current billing model incurs high costs for processing large-scale graphs. As for locally deployed open-source large models, even just using them for inference requires substantial hardware resources, not to mention training the models with parameter updates. Therefore, developing more efficient strategies to utilize LLMs is currently a challenge.

Evaluating LLMs' capability for graph machine learning tasks. In this paper, we briefly talk about the potential pitfalls of the current evaluation framework. There are mainly two problems: (1) the test data may already appear in the training corpus of LLMs, which is referred to as "contamination"¹ (2) the ground truth labels may present ambiguity, and the performance calculated based on them may not reflect LLMs' genuine capability. For the first problem, one possible mitigation is to use the latest dataset which is not included in the training corpus of LLMs. However, that means we need to keep collecting data and annotating them, which seems not an effective solution. For the second problem, one possible solution is to reconsider the ground truth design. For instance, for the categorization of academic papers, we may adopt a multi-label setting and select all applicable categories as the ground truth. However, for more general tasks, it remains a challenge to design more reasonable ground truths. Generally speaking, it's a valuable future direction to rethink how to properly evaluate LLMs.

LLMs as annotators for learning on graphs. In this paper, we conduct preliminary experiments on adopting LLMs as annotators. We find that the first challenge lies in how to select high-quality pseudo labels. Recently, some work conducted preliminary research [78, 79] on how to evaluate the uncertainty of "black-box LLMs". When applying those methods to the graph domain, we also need to consider the role of nodes in the graph. Specifically, different nodes present different importance in the graph, which means annotating some of them may be more beneficial to the overall

¹<https://hitz-zentroa.github.io/lm-contamination/>

performance [59]. It’s thus important to study how to find confident nodes of LLMs and important nodes of the graph simultaneously.

References

- [1] Feng Xia, Ke Sun, Shuo Yu, Abdul Aziz, Liangtian Wan, Shirui Pan, and Huan Liu. Graph learning: A survey. *IEEE Transactions on Artificial Intelligence*, 2:109–127, 2021. 1
- [2] Weihua Hu, Matthias Fey, Marinka Zitnik, Yuxiao Dong, Hongyu Ren, Bowen Liu, Michele Catasta, and Jure Leskovec. Open graph benchmark: Datasets for machine learning on graphs. *Advances in neural information processing systems*, 33:22118–22133, 2020. 1, 3, 5, 6, 13, 20, 28
- [3] Prithviraj Sen, Galileo Namata, Mustafa Bilgic, Lise Getoor, Brian Galligher, and Tina Eliassi-Rad. Collective classification in network data. *AI Magazine*, 29(3):93, Sep. 2008. doi: 10.1609/aimag.v29i3.2157. URL <https://ojs.aaai.org/aimagazine/index.php/aimagazine/article/view/2157>. 1, 5, 6, 13, 28
- [4] Wei-Lin Chiang, Xuanqing Liu, Si Si, Yang Li, Samy Bengio, and Cho-Jui Hsieh. Cluster-gcn: An efficient algorithm for training deep and large graph convolutional networks. *Proceedings of the 25th ACM SIGKDD International Conference on Knowledge Discovery & Data Mining*, 2019. 1
- [5] Quan Li, Xiaoting Li, Lingwei Chen, and Dinghao Wu. Distilling knowledge on text graph for social media attribute inference. In *Proceedings of the 45th International ACM SIGIR Conference on Research and Development in Information Retrieval, SIGIR ’22*, page 2024–2028, New York, NY, USA, 2022. Association for Computing Machinery. ISBN 9781450387323. doi: 10.1145/3477495.3531968. URL <https://doi.org/10.1145/3477495.3531968>. 1
- [6] Jason Zhu, Yanling Cui, Yuming Liu, Hao Sun, Xue Li, Markus Pelger, Liangjie Zhang, Tianqi Yan, Ruofei Zhang, and Huasha Zhao. Textgnn: Improving text encoder via graph neural network in sponsored search. *Proceedings of the Web Conference 2021*, 2021. 1, 20
- [7] Zhenghao Liu, Chenyan Xiong, Maosong Sun, and Zhiyuan Liu. Fine-grained fact verification with kernel graph attention network. In *Proceedings of the 58th Annual Meeting of the Association for Computational Linguistics*, pages 7342–7351, Online, July 2020. Association for Computational Linguistics. doi: 10.18653/v1/2020.acl-main.655. URL <https://aclanthology.org/2020.acl-main.655>. 1, 20
- [8] Liang Yao, Chengsheng Mao, and Yuan Luo. Graph convolutional networks for text classification. *ArXiv*, abs/1809.05679, 2018. 1
- [9] Yao Ma and Jiliang Tang. *Deep Learning on Graphs*. Cambridge University Press, 2021. 1
- [10] Zellig S Harris. Distributional structure. *Word*, 10(2-3):146–162, 1954. 1
- [11] Tomas Mikolov, Kai Chen, Greg Corrado, and Jeffrey Dean. Efficient estimation of word representations in vector space. *arXiv preprint arXiv:1301.3781*, 2013. 1
- [12] Xipeng Qiu, Tianxiang Sun, Yige Xu, Yunfan Shao, Ning Dai, and Xuanjing Huang. Pre-trained models for natural language processing: A survey. *Science China Technological Sciences*, 63: 1872 – 1897, 2020. 1, 2, 4, 20
- [13] Alessio Miaschi and Felice Dell’Orletta. Contextual and non-contextual word embeddings: an in-depth linguistic investigation. In *Proceedings of the 5th Workshop on Representation Learning for NLP*, pages 110–119, Online, July 2020. Association for Computational Linguistics. doi: 10.18653/v1/2020.repl4nlp-1.15. URL <https://aclanthology.org/2020.repl4nlp-1.15>. 2, 6
- [14] Kawin Ethayarajh. How contextual are contextualized word representations? Comparing the geometry of BERT, ELMo, and GPT-2 embeddings. In *Proceedings of the 2019 Conference on Empirical Methods in Natural Language Processing and the 9th International Joint Conference on Natural Language Processing (EMNLP-IJCNLP)*, pages 55–65, Hong Kong, China, November 2019. Association for Computational Linguistics. doi: 10.18653/v1/D19-1006. URL <https://aclanthology.org/D19-1006>. 2, 21
- [15] Fabio Petroni, Tim Rocktäschel, Patrick Lewis, Anton Bakhtin, Yuxiang Wu, Alexander H. Miller, and Sebastian Riedel. Language models as knowledge bases? *ArXiv*, abs/1909.01066, 2019. 2

- [16] Wayne Xin Zhao, Kun Zhou, Junyi Li, Tianyi Tang, Xiaolei Wang, Yupeng Hou, Yingqian Min, Beichen Zhang, Junjie Zhang, Zican Dong, Yifan Du, Chen Yang, Yushuo Chen, Z. Chen, Jinhao Jiang, Ruiyang Ren, Yifan Li, Xinyu Tang, Zikang Liu, Peiyu Liu, Jianyun Nie, and Ji rong Wen. A survey of large language models. *ArXiv*, abs/2303.18223, 2023. 2, 4
- [17] OpenAI. Introducing chatgpt, 2022. URL <https://openai.com/blog/chatgpt>. 2, 3, 4, 9, 20
- [18] OpenAI. Gpt-4 technical report. *ArXiv*, abs/2303.08774, 2023. 2, 4, 9
- [19] Sébastien Bubeck, Varun Chandrasekaran, Ronen Eldan, John A. Gehrke, Eric Horvitz, Ece Kamar, Peter Lee, Yin Tat Lee, Yuan-Fang Li, Scott M. Lundberg, Harsha Nori, Hamid Palangi, Marco Tulio Ribeiro, and Yi Zhang. Sparks of artificial general intelligence: Early experiments with gpt-4. *ArXiv*, abs/2303.12712, 2023. 2
- [20] Junlin Liu, Chao Liu, Renjie Lv, Kang Zhou, and Yan Zhang. Is chatgpt a good recommender? a preliminary study. *arXiv preprint arXiv:2304.10149*, 2023. 2
- [21] Yunfan Gao, Tao Sheng, Youlin Xiang, Yun Xiong, Haofen Wang, and Jiawei Zhang. Chat-rec: Towards interactive and explainable llms-augmented recommender system. *ArXiv*, abs/2303.14524, 2023. 2, 12
- [22] Yunjie Ji, Yan Gong, Yiping Peng, Chao Ni, Peiyan Sun, Dongyu Pan, Baochang Ma, and Xiangang Li. Exploring chatgpt’s ability to rank content: A preliminary study on consistency with human preferences. *ArXiv*, abs/2303.07610, 2023. 2
- [23] Antonia Creswell, Murray Shanahan, and Irina Higgins. Selection-inference: Exploiting large language models for interpretable logical reasoning. In *The Eleventh International Conference on Learning Representations*, 2023. URL <https://openreview.net/forum?id=3Pf3Wg6o-A4>. 2, 12
- [24] Tianxiang Sun, Yunfan Shao, Hong Qian, Xuanjing Huang, and Xipeng Qiu. Black-box tuning for language-model-as-a-service. In *International Conference on Machine Learning*, pages 20841–20855. PMLR, 2022. 2, 3, 4, 9
- [25] Justin Gilmer, Samuel S. Schoenholz, Patrick F. Riley, Oriol Vinyals, and George E. Dahl. Neural message passing for quantum chemistry. *ArXiv*, abs/1704.01212, 2017. 3
- [26] Jacob Devlin, Ming-Wei Chang, Kenton Lee, and Kristina Toutanova. BERT: Pre-training of deep bidirectional transformers for language understanding. In *Proceedings of the 2019 Conference of the North American Chapter of the Association for Computational Linguistics: Human Language Technologies, Volume 1 (Long and Short Papers)*, pages 4171–4186, Minneapolis, Minnesota, June 2019. Association for Computational Linguistics. doi: 10.18653/v1/N19-1423. URL <https://aclanthology.org/N19-1423>. 3, 4
- [27] Alec Radford, Jeff Wu, Rewon Child, David Luan, Dario Amodei, and Ilya Sutskever. Language models are unsupervised multitask learners. 2019.
- [28] Colin Raffel, Noam Shazeer, Adam Roberts, Katherine Lee, Sharan Narang, Michael Matena, Yanqi Zhou, Wei Li, and Peter J. Liu. Exploring the limits of transfer learning with a unified text-to-text transformer. *Journal of Machine Learning Research*, 21(140):1–67, 2020. URL <http://jmlr.org/papers/v21/20-074.html>. 3
- [29] Nils Reimers and Iryna Gurevych. Sentence-BERT: Sentence embeddings using Siamese BERT-networks. In *Proceedings of the 2019 Conference on Empirical Methods in Natural Language Processing and the 9th International Joint Conference on Natural Language Processing (EMNLP-IJCNLP)*, pages 3982–3992, Hong Kong, China, November 2019. Association for Computational Linguistics. doi: 10.18653/v1/D19-1410. URL <https://aclanthology.org/D19-1410>. 3, 4, 6
- [30] Pengcheng He, Xiaodong Liu, Jianfeng Gao, and Weizhu Chen. Deberta: Decoding-enhanced bert with disentangled attention. *arXiv preprint arXiv:2006.03654*, 2020. 3, 4, 6
- [31] Liang Wang, Nan Yang, Xiaolong Huang, Binxing Jiao, Linjun Yang, Daxin Jiang, Rangan Majumder, and Furu Wei. Text embeddings by weakly-supervised contrastive pre-training. *arXiv preprint arXiv:2212.03533*, 2022. 4, 6
- [32] Arvind Neelakantan, Tao Xu, Raul Puri, Alec Radford, Jesse Michael Han, Jerry Tworek, Qiming Yuan, Nikolas A. Tezak, Jong Wook Kim, Chris Hallacy, Johannes Heidecke, Pranav Shyam, Boris Power, Tyna Eloundou Nkoul, Girish Sastry, Gretchen Krueger, David P. Schnurr,

- Felipe Petroski Such, Kenny Sai-Kin Hsu, Madeleine Thompson, Tabarak Khan, Toki Sherbakov, Joanne Jang, Peter Welinder, and Lilian Weng. Text and code embeddings by contrastive pre-training. *ArXiv*, abs/2201.10005, 2022. 4, 6
- [33] Hugo Touvron, Thibaut Lavril, Gautier Izacard, Xavier Martinet, Marie-Anne Lachaux, Timothée Lacroix, Baptiste Rozière, Naman Goyal, Eric Hambro, Faisal Azhar, et al. Llama: Open and efficient foundation language models. *arXiv preprint arXiv:2302.13971*, 2023. 4, 6, 22
- [34] Jianan Zhao, Meng Qu, Chaozhuo Li, Hao Yan, Qian Liu, Rui Li, Xing Xie, and Jian Tang. Learning on large-scale text-attributed graphs via variational inference. In *The Eleventh International Conference on Learning Representations*, 2023. URL <https://openreview.net/forum?id=q0nmYciuuZN>. 5, 6, 20
- [35] Andrew McCallum, Kamal Nigam, Jason D. M. Rennie, and Kristie Seymore. Automating the construction of internet portals with machine learning. *Information Retrieval*, 3:127–163, 2000. 5, 13, 28
- [36] Zhilin Yang, William W. Cohen, and Ruslan Salakhutdinov. Revisiting semi-supervised learning with graph embeddings. *ArXiv*, abs/1603.08861, 2016. 6
- [37] Xiaoxin He, Xavier Bresson, Thomas Laurent, and Bryan Hooi. Explanations as features: Llm-based features for text-attributed graphs. *arXiv preprint arXiv:2305.19523*, 2023. 6, 10, 12, 13, 15, 20, 28, 29
- [38] Thomas N. Kipf and Max Welling. Semi-supervised classification with graph convolutional networks. In *International Conference on Learning Representations*, 2017. URL <https://openreview.net/forum?id=SJU4ayYgl>. 6
- [39] Petar Veličković, Guillem Cucurull, Arantxa Casanova, Adriana Romero, Pietro Liò, and Yoshua Bengio. Graph attention networks. In *International Conference on Learning Representations*, 2018. URL <https://openreview.net/forum?id=rJXMpikCZ>. 6
- [40] Guohao Li, Matthias Müller, Bernard Ghanem, and Vladlen Koltun. Training graph neural networks with 1000 layers. In *International conference on machine learning*, pages 6437–6449. PMLR, 2021. 6
- [41] William L. Hamilton, Rex Ying, and Jure Leskovec. Inductive representation learning on large graphs. In *NIPS*, 2017. 6
- [42] Chuxiong Sun, Hongming Gu, and Jie Hu. Scalable and adaptive graph neural networks with self-label-enhanced training. *arXiv preprint arXiv:2104.09376*, 2021. 6
- [43] Niklas Muennighoff, Nouamane Tazi, Loic Magne, and Nils Reimers. MTEB: Massive text embedding benchmark. In *Proceedings of the 17th Conference of the European Chapter of the Association for Computational Linguistics*, pages 2014–2037, Dubrovnik, Croatia, May 2023. Association for Computational Linguistics. URL <https://aclanthology.org/2023.eacl-main.148>. 6
- [44] Rohan Anil, Andrew M Dai, Orhan Firat, Melvin Johnson, Dmitry Lepikhin, Alexandre Passos, Siamak Shakeri, Emanuel Taropa, Paige Bailey, Zhifeng Chen, et al. Palm 2 technical report. *arXiv preprint arXiv:2305.10403*, 2023. 6, 9
- [45] Eli Chien, Wei-Cheng Chang, Cho-Jui Hsieh, Hsiang-Fu Yu, Jiong Zhang, Olgica Milenkovic, and Inderjit S. Dhillon. Node feature extraction by self-supervised multi-scale neighborhood prediction. In *ICLR 2022*, 2022. URL <https://www.amazon.science/publications/node-feature-extraction-by-self-supervised-multi-scale-neighborhood-prediction>. 6, 20
- [46] Stuart Purchase, Aojia Zhao, and Robert D. Mullins. Revisiting embeddings for graph neural networks. *ArXiv*, abs/2209.09338, 2022. 7, 20
- [47] Yu Sun, Shuohuan Wang, Yukun Li, Shikun Feng, Xuyi Chen, Han Zhang, Xin Tian, Danxiang Zhu, Hao Tian, and Hua Wu. Ernie: Enhanced representation through knowledge integration. *ArXiv*, abs/1904.09223, 2019. 10
- [48] Weijie Liu, Peng Zhou, Zhe Zhao, Zhiruo Wang, Qi Ju, Haotang Deng, and Ping Wang. K-bert: Enabling language representation with knowledge graph. In *AAAI Conference on Artificial Intelligence*, 2019. 10
- [49] Xiaofei Sun, Xiaoya Li, Jiwei Li, Fei Wu, Shangwei Guo, Tianwei Zhang, and Guoyin Wang. Text classification via large language models. *ArXiv*, abs/2305.08377, 2023. 13

- [50] C. Lee Giles, Kurt D. Bollacker, and Steve Lawrence. Citeseer: An automatic citation indexing system. In *Proceedings of the Third ACM Conference on Digital Libraries*, DL '98, pages 89–98, New York, NY, USA, 1998. ACM. ISBN 0-89791-965-3. doi: 10.1145/276675.276685. URL <http://doi.acm.org/10.1145/276675.276685>. 13, 28
- [51] Matthias Fey and Jan Eric Lenssen. Fast graph representation learning with pytorch geometric. *ArXiv*, abs/1903.02428, 2019. 13, 22, 28
- [52] Jason Wei, Xuezhi Wang, Dale Schuurmans, Maarten Bosma, Ed Chi, Quoc Le, and Denny Zhou. Chain of thought prompting elicits reasoning in large language models. *arXiv preprint arXiv:2201.11903*, 2022. 14, 15
- [53] Zhuosheng Zhang, Aston Zhang, Mu Li, and Alexander J. Smola. Automatic chain of thought prompting in large language models. *ArXiv*, abs/2210.03493, 2022. 14
- [54] Jiong Zhu, Yujun Yan, Lingxiao Zhao, Mark Heimann, Leman Akoglu, and Danai Koutra. Beyond homophily in graph neural networks: Current limitations and effective designs. In H. Larochelle, M. Ranzato, R. Hadsell, M.F. Balcan, and H. Lin, editors, *Advances in Neural Information Processing Systems*, volume 33, pages 7793–7804. Curran Associates, Inc., 2020. URL https://proceedings.neurips.cc/paper_files/paper/2020/file/58ae23d878a47004366189884c2f8440-Paper.pdf. 17, 18
- [55] Haitao Mao, Zhikai Chen, Wei Jin, Haoyu Han, Yao Ma, Tong Zhao, Neil Shah, and Jiliang Tang. Demystifying structural disparity in graph neural networks: Can one size fit all? *arXiv preprint arXiv:2306.01323*, 2023. 17
- [56] Enyan Dai, Charu Aggarwal, and Suhang Wang. Nrgnn: Learning a label noise resistant graph neural network on sparsely and noisily labeled graphs. In *Proceedings of the 27th ACM SIGKDD Conference on Knowledge Discovery & Data Mining*, KDD '21, page 227–236, New York, NY, USA, 2021. Association for Computing Machinery. ISBN 9781450383325. doi: 10.1145/3447548.3467364. URL <https://doi.org/10.1145/3447548.3467364>. 19
- [57] Hongrui Liu, Binbin Hu, Xiao Wang, Chuan Shi, Zhiqiang Zhang, and Jun Zhou. Confidence may cheat: Self-training on graph neural networks under distribution shift. In *Proceedings of the ACM Web Conference 2022*, WWW '22, page 1248–1258, New York, NY, USA, 2022. Association for Computing Machinery. ISBN 9781450390965. doi: 10.1145/3485447.3512172. URL <https://doi.org/10.1145/3485447.3512172>.
- [58] Yayong Li, Jie Yin, and Ling Chen. Informative pseudo-labeling for graph neural networks with few labels. *Data Mining and Knowledge Discovery*, 37(1):228–254, 2023. 19
- [59] Yuexin Wu, Yichong Xu, Aarti Singh, Yiming Yang, and Artur W. Dubrawski. Active learning for graph neural networks via node feature propagation. *ArXiv*, abs/1910.07567, 2019. 19, 23
- [60] Michihiro Yasunaga, Jure Leskovec, and Percy Liang. Linkbert: Pretraining language models with document links. In *Proceedings of the 60th Annual Meeting of the Association for Computational Linguistics (Volume 1: Long Papers)*, pages 8003–8016, 2022. 20
- [61] Michihiro Yasunaga, Antoine Bosselut, Hongyu Ren, Xikun Zhang, Christopher D. Manning, Percy Liang, and Jure Leskovec. Deep bidirectional language-knowledge graph pretraining. In *Neural Information Processing Systems (NeurIPS)*, 2022. 20
- [62] Ziniu Hu, Yuxiao Dong, Kuansan Wang, Kai-Wei Chang, and Yizhou Sun. Gpt-gnn: Generative pre-training of graph neural networks. *Proceedings of the 26th ACM SIGKDD International Conference on Knowledge Discovery & Data Mining*, 2020. 20
- [63] Junhan Yang, Zheng Liu, Shitao Xiao, Chaozhuo Li, Defu Lian, Sanjay Agrawal, Amit S. Guangzhong Sun, and Xing Xie. Graphformers: GNN-nested transformers for representation learning on textual graph. In A. Beygelzimer, Y. Dauphin, P. Liang, and J. Wortman Vaughan, editors, *Advances in Neural Information Processing Systems*, 2021. URL <https://openreview.net/forum?id=yILzFBjR0Y>. 20
- [64] Jiawei Zhang. Graph-toolformer: To empower llms with graph reasoning ability via prompt augmented by chatgpt. *arXiv preprint arXiv:2304.11116*, 2023. 20
- [65] Timo Schick, Jane Dwivedi-Yu, Roberto Dessì, Roberta Raileanu, Maria Lomeli, Luke Zettlemoyer, Nicola Cancedda, and Thomas Scialom. Toolformer: Language models can teach themselves to use tools. *arXiv preprint arXiv:2302.04761*, 2023. 20

- [66] Jiayan Guo, Lun Du, and Hengyu Liu. Gpt4graph: Can large language models understand graph structured data? an empirical evaluation and benchmarking. *arXiv preprint arXiv:2305.15066*, 2023. 20
- [67] Heng Wang, Shangbin Feng, Tianxing He, Zhaoxuan Tan, Xiaochuang Han, and Yulia Tsvetkov. Can language models solve graph problems in natural language? *arXiv preprint arXiv:2305.10037*, 2023. 20, 21
- [68] Matthew Roughan and Simon Jonathan Tuke. Unravelling graph-exchange file formats. *ArXiv*, abs/1503.02781, 2015. 22
- [69] Vijay Prakash Dwivedi, Ladislav Rampásek, Mikhail Galkin, Ali Parviz, Guy Wolf, Anh Tuan Luu, and Dominique Beaini. Long range graph benchmark. In *Thirty-sixth Conference on Neural Information Processing Systems Datasets and Benchmarks Track*, 2022. URL <https://openreview.net/forum?id=in7XC5RcjEn>. 22
- [70] Jiatong Li, Yunqing Liu, Wenqi Fan, Xiao Wei, Hui Liu, Jiliang Tang, and Qing Li. Empowering molecule discovery for molecule-caption translation with large language models: A chatgpt perspective. *ArXiv*, abs/2306.06615, 2023. 22
- [71] Qingxiu Dong, Lei Li, Damai Dai, Ce Zheng, Zhiyong Wu, Baobao Chang, Xu Sun, Jingjing Xu, and Zhifang Sui. A survey for in-context learning. *ArXiv*, abs/2301.00234, 2022. 22
- [72] Jason Wei, Maarten Bosma, Vincent Zhao, Kelvin Guu, Adams Wei Yu, Brian Lester, Nan Du, Andrew M. Dai, and Quoc V. Le. Finetuned language models are zero-shot learners. *ArXiv*, abs/2109.01652, 2021. 22
- [73] Junjie Zhang, Ruobing Xie, Yupeng Hou, Wayne Xin Zhao, Leyu Lin, and Ji rong Wen. Recommendation as instruction following: A large language model empowered recommendation approach. *ArXiv*, abs/2305.07001, 2023. 22
- [74] Wenqi Fan, Zihuai Zhao, Jiatong Li, Yunqing Liu, Xiaowei Mei, Yiqi Wang, Jiliang Tang, and Qing Li. Recommender systems in the era of large language models (llms). 2023. 22
- [75] Bo Li, Yuanhan Zhang, Liangyu Chen, Jinghao Wang, Jingkang Yang, and Ziwei Liu. Otter: A multi-modal model with in-context instruction tuning. *ArXiv*, abs/2305.03726, 2023. 22
- [76] Dylan Slack and Sameer Singh. Tablet: Learning from instructions for tabular data. *ArXiv*, abs/2304.13188, 2023. 22
- [77] Hyung Won Chung, Le Hou, Shayne Longpre, Barret Zoph, Yi Tay, William Fedus, Eric Li, Xuezhi Wang, Mostafa Dehghani, Siddhartha Brahma, Albert Webson, Shixiang Shane Gu, Zhuyun Dai, Mirac Suzgun, Xinyun Chen, Aakanksha Chowdhery, Sharan Narang, Gaurav Mishra, Adams Yu, Vincent Zhao, Yanping Huang, Andrew Dai, Hongkun Yu, Slav Petrov, Ed H. Chi, Jeff Dean, Jacob Devlin, Adam Roberts, Denny Zhou, Quoc V. Le, and Jason Wei. Scaling instruction-finetuned language models, 2022. URL <https://arxiv.org/abs/2210.11416>. 22
- [78] Zhen Lin, Shubhendu Trivedi, and Jimeng Sun. Generating with confidence: Uncertainty quantification for black-box large language models. *ArXiv*, abs/2305.19187, 2023. 22
- [79] Miao Xiong, Zhiyuan Hu, Xinyang Lu, Yifei Li, Jie Fu, Junxian He, and Bryan Hooi. Can llms express their uncertainty? an empirical evaluation of confidence elicitation in llms. *ArXiv*, abs/2306.13063, 2023. 22
- [80] Minjie Wang, Lingfan Yu, Da Zheng, Quan Gan, Yujie Gai, Zihao Ye, Mufei Li, Jinjing Zhou, Qi Huang, Chao Ma, Ziyue Huang, Qipeng Guo, Haotong Zhang, Haibin Lin, Junbo Jake Zhao, Jinyang Li, Alex Smola, and Zheng Zhang. Deep graph library: Towards efficient and scalable deep learning on graphs. *ArXiv*, abs/1909.01315, 2019. 28
- [81] Thomas Wolf, Lysandre Debut, Victor Sanh, Julien Chaumond, Clement Delangue, Anthony Moi, Pierric Cistac, Tim Rault, Rémi Louf, Morgan Funtowicz, and Jamie Brew. Huggingface’s transformers: State-of-the-art natural language processing. *ArXiv*, abs/1910.03771, 2019. 28

A Datasets

In this work, we mainly use the following five real-world graph datasets. Their statistics are shown in Table 21.

Table 21: Statistics of the graph datasets. For CITESEER, it should be noted that it’s different from the widely adopted version in Pyg [51] and we will discuss more details in Appendix A.1.

Dataset	#Nodes	#Edges	Task	Metric
CORA [35]	2,708	5,429	7-class classif.	Accuracy
CITESEER * [50]	3,186	4,277	6-class classif.	Accuracy
PUBMED [3]	19,717	44,338	3-class classif.	Accuracy
OGBN-ARXIV [2]	169,343	1,166,243	40-class classif.	Accuracy
OGBN-PRODUCTS [2]	2,449,029	61,859,140	47-class classif.	Accuracy

A.1 Dataset Description

In this part, we give a brief introduction to each graph dataset. It should be noted that it’s cumbersome to get the raw text attributes for some datasets, and we will elaborate them below. The structural information and label information of these datasets can be achieved from Pyg ¹. We will also release the pre-processed versions of these datasets to assist future related studies.

CORA [35]. CORA is a paper citation dataset with the following seven categories: [‘Rule Learning’, ‘Neural Networks’, ‘Case Based’, ‘Genetic Algorithms’, ‘Theory’, ‘Reinforcement Learning’, ‘Probabilistic Methods’]. The raw text attributes can be obtained from <https://people.cs.umass.edu/~mccallum/data.html>.

CITESEER [50]. CITESEER is a paper citation dataset with the following seven categories: [“Agents”, “ML”, “IR”, “DB”, “HCI”, “AI”]. The raw text attributes can be collected from <https://people.cs.ksu.edu/~ccaragea/russir14/lectures/citeseer.txt>. Note that we find that this file only contains the text attributes for 3186 nodes. As a result, we take the graph consisted of these 3186 nodes with 4277 edges.

PUBMED [3]. PUBMED is a paper citation dataset consisting scientific journals collected from the PubMed database with the following three categories: [‘Diabetes Mellitus, Experimental’, ‘Diabetes Mellitus Type 1’, ‘Diabetes Mellitus Type 2’]. The raw text attributes can be achieved from TAPE [37]’s repository <https://github.com/XiaoxinHe/TAPE>.

OGBN-ARXIV and OGBN-PRODUCTS [2]. These dataset are selected from the popular OGB benchmark [2], and descriptions for these datasets can be found in <https://ogb.stanford.edu/docs/nodeprop>. For OGBN-ARXIV, the raw text attributes can be downloaded from https://snap.stanford.edu/ogb/data/misc/ogbn_arxiv/titleabs.tsv.gz. For OGBN-PRODUCTS, the raw text attributes are available from <http://manikvarma.org/downloads/XC/XMLRepository.html>.

B Experiment Setups

B.1 Computing Environment

We implement all the baseline models with PyG [51], DGL [80], and transformers [81] modules. The experiments were conducted in a GPU server with eight NVIDIA RTX A5000 GPUs, each with 24GB VRAM.

B.2 Hyperparameters

For RevGAT, GraphSage, and SAGN models, we directly adopt the best hyperparameters from the OGB leaderboard ². For Deberta-base on CORA and PUBMED, we follow the hyperparameter setting

¹<https://pytorch-geometric.readthedocs.io/en/latest/modules/data.html>

²<https://github.com/snap-stanford/ogb>

of TAPE [37]. In terms of GLEM, for the LM part, we follow the hyperparameter setting in their repository¹. For GCN, GAT, MLP, we use the following hyperparameter search range.

- (a) **Hidden dimension:** {8, 16, 32, 64, 128, 256}.
- (b) **Number of layers:** {1, 2, 3}
- (c) **Normalization:** {None, BatchNorm};
- (d) **Learning rate:** {1e-2, 5e-2, 5e-3, 1e-3}
- (e) **Weight Decay:** {1e-5, 5e-5, 5e-4, 0}
- (f) **Dropout:** {0., 0.1, 0.5, 0.8}
- (g) **Number of heads for GAT:** {1, 4, 8}

C Demonstrations of TAPE and KEA

In this section, we showcase the detailed prompts used to generate the enhancements for both TAPE [37] and KEA in Table 22 and Table 23, respectively. For TAPE, after generating the augmented features, the pseudo labels will be extracted into features **P**, and the whole output (including the pseudo labels in the first line) will be used as the augmented attributes, and further encoded into features **E**. For KEA, after extracting those technical terms, we consider two options: (1) **KEA-I**: we insert the description directly into the original attribute after locating these terms. (2) **KEA-S**: we encode the original attributes and the augmented attributes separately. For outputs that exceed the maximum length of PLMs, we employ two strategies: truncating the outputs or encoding each subpart and then averaging them. The results indicate that both approaches yield similar performance, with truncation slightly outperforming the encoding method. Consequently, we opt to simply truncate the outputs.

Table 22: An illustrative example for TAPE on the CORA dataset where the input and output are directly from the original paper.

Input:

Abstract: <abstract text>

Title: <title text>

Question: Which of the following sub-categories of AI does this paper belong to: Case Based, Genetic Algorithms, Neural Networks, Probabilistic Methods, Reinforcement Learning, Rule Learning, Theory? If multiple options apply, provide a comma-separated list ordered from most to least related, then for each choice you gave, explain how it is present in the text.

Answer: An example Output:

Rule Learning, Probabilistic Methods.

Rule Learning is present in the text as the paper discusses an algorithm that searches for features defined by substructures, where each clause represents a binary feature. The algorithm conducts a top-down search for first-order clauses, which is a common approach in rule learning.

Probabilistic Methods are present in the text as the algorithm described in the paper is stochastic, meaning it involves randomness and probability. The paper also mentions that preliminary experiments are favorable, which suggests that the algorithm’s performance is evaluated using probabilistic methods."

Examples for PUBMED. After analyzing the PUBMED dataset, we find an interesting phenomenon that sometimes the label of the paper just appears in the raw text attributes. An example is shown in Table 24. This property of PUBMED may be related to the superior zero-shot performance of LLMs on this dataset. This can also potentially explain why GCN and GAT are outperformed by MLP in the high labeling ratio. When the link between node attributes and node labels can be easily found and adequate to determine the categories, incorporating neighbors coming from other categories will introduce noise.

¹<https://github.com/AndyJZhao/GLEM>

Table 23: An illustrative example for KEA on the CORA dataset where the input and output are directly from the original paper

Input: You should work like a named entity recognizer.

Paper: [paper content](#). Extract the technical terms from this paper and output a description for each terms in the format of a python dict, with the format {'XX': 'XXX', 'YY': 'YYY'}. The extracted terms should be relevant to artificial intelligence, machine learning

An example Output:

{ 'propositionalization': 'A process of converting relational data into propositional data where each instance in the dataset is converted into a set of feature/value pairs.',
'inductive learning': 'A type of machine learning where a model is trained on a subset of the data and then generalized to new data.' ... }

Table 24: An illustrative example for PUBMED

Title: Predictive power of sequential measures of albuminuria for progression to ESRD or death in Pima Indians with **type 2 diabetes**.

... (content omitted here)

Ground truth label: Diabetes Mellitus Type 2
