

HAGNN: Hybrid Aggregation for Heterogeneous Graph Neural Networks

Guanghui Zhu^{*†}, Zhennan Zhu^{*}, Hongyang Chen, Chunfeng Yuan, and Yihua Huang

Abstract—Heterogeneous graph neural networks (GNNs) have been successful in handling heterogeneous graphs. In existing heterogeneous GNNs, meta-path plays an essential role. However, recent work pointed out that simple homogeneous graph model without meta-path can also achieve comparable results, which calls into question the necessity of meta-path. In this paper, we first present the intrinsic difference about meta-path-based and meta-path-free models, i.e., how to select neighbors for node aggregation. Then, we propose a novel framework to utilize the rich type semantic information in heterogeneous graphs comprehensively, namely HAGNN (Hybrid Aggregation for Heterogeneous GNNs). The core of HAGNN is to leverage the meta-path neighbors and the directly connected neighbors simultaneously for node aggregations. HAGNN divides the overall aggregation process into two phases: meta-path-based intra-type aggregation and meta-path-free inter-type aggregation. During the intra-type aggregation phase, we propose a new data structure called fused meta-path graph and perform structural semantic aware aggregation on it. Finally, we combine the embeddings generated by each phase. Compared with existing heterogeneous GNN models, HAGNN can take full advantage of the heterogeneity in heterogeneous graphs. Extensive experimental results on node classification, node clustering, and link prediction tasks show that HAGNN outperforms the existing modes, demonstrating the effectiveness of HAGNN.

Index Terms—Heterogeneous graph, Graph neural network, Graph representation learning.

I. INTRODUCTION

MANY real-world data can be naturally represented as graph structure. Meanwhile, in many practical scenarios, such as knowledge graphs [1], scholar networks [2]–[4], and biochemical networks [5], the graphs are heterogeneous. Compared with homogeneous graphs, heterogeneous graphs have more than one type of nodes or links, which encode more semantic information [6].

Graph neural networks (GNNs) [7], [8] have achieved remarkable success on graph-structured data by learning a low-dimensional representation for each node. Moreover, to tackle the challenge of heterogeneity, many representation learning models are proposed to utilize the rich semantic information in heterogeneous graphs. Among these methods, meta-path [6] is considered a natural way to decouple the diversified connection patterns among nodes. Specifically,

Guanghui Zhu, Zhennan Zhu, Chunfeng Yuan, and Yihua Huang are with State Key Laboratory for Novel Software Technology, Nanjing University, Nanjing, China. E-mail: zhuzhennan@smail.nju.edu.cn, {zgh, cfyuan, yhuang}@nju.edu.cn. Hongyang Chen is with the Research Center for Graph Computing, Zhejiang Lab, Hangzhou, China. E-mail: dr.h.chen@ieee.org.

[†]: Corresponding author.

^{*}: Equal contribution.

Manuscript received April 19, 2021; revised August 16, 2021.

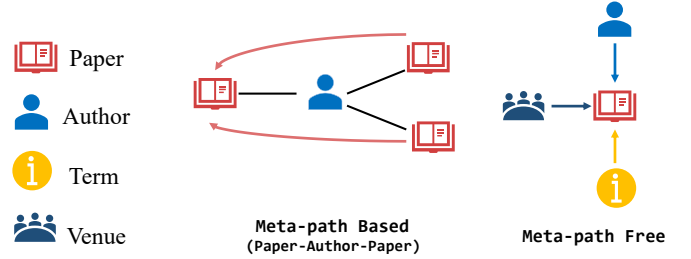


Fig. 1. Different aggregation schemes on the DBLP dataset.

meta-path is a composite relation consisting of multiple edge types. For example, in Figure 1, Paper-Author-Paper is a typical meta-path, which reflects that two papers are published by the same author. `metapath2vec` [9] formalizes meta-path-based random walks to compute node embeddings. HAN [10] and MAGNN [11] employ hierarchical attention to aggregate information from meta-path-based neighbors. GTN [12] implicitly learns meta-paths by fusing different node types based on the attention mechanism. Meta-path is also used for knowledge distillation [13], text summarization [14], and contrastive learning [15], [16] on heterogeneous graphs.

Meta-path plays an essential role in the existing heterogeneous GNNs. However, recent researchers [17] experimentally found that homogeneous GNNs such as GAT [18] actually perform pretty well on heterogeneous graph by revisiting the model design, data preprocessing, and experimental settings of the heterogeneous GNNs, which calls into question the necessity of meta-paths [17], [19]. To answer this question, we first give an in-depth analysis about the intrinsic difference about meta-path-based models (e.g., HAN, MAGNN, GTN) and meta-path-free models (e.g., RGCN [20], GAT, SimpleHGN [17]). For a given node, how to select neighbors for node aggregation is a fundamental step in heterogeneous GNNs, which is also the key difference between the two types of models. For meta-path-based models, they usually construct the meta-path-based graph for the target node type. In the meta-path-based graph, all nodes have the same type and any two adjacent nodes have at least one path instance following the specific symmetric meta-path. The final representation of a node is calculated by aggregating its neighbors in the meta-path-based graph. For meta-path-free models, they directly aggregate neighbors in the original graph. In most heterogeneous graphs, a node is of different types with its immediate neighbors. Thus, the final embedding is the aggregation of the nodes with different types.

Take an example as shown in Figure 1, if we want to know the category of a paper, meta-path-based models check the

TABLE I
META-PATH RELATED STATISTICS ON THE DBLP AND ACM DATASETS.

Datasets	#Nodes of types	Type-specific meta-path	#Edges in the meta-path-based graph	Average degree	Information redundancy (Ratio of duplicated edges)
DBLP	A (Author): 4057	APA	11113	3	APA-APTPA: 100% APTPA-APCPA: 61.84%
		APTPA	5000495	1232	
		APCPA	7043572	1736	
ACM	P (Paper): 3025	PAP	29767	10	PAP-PSP: 62.14%
		PSP	18499	6	

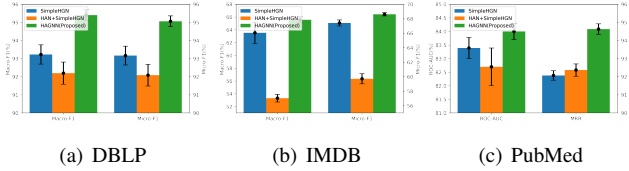


Fig. 2. Comparison between the simple combination of intra-type aggregation and inter-type aggregation (i.e., HAN + SimpleHGN) vs. HAGNN (Proposed)

categories of other papers written by the same author, while meta-path-free models collect information about the author of the paper, the conference where the paper was published, and the term of the paper etc. Overall, the immediate neighbors of a node contain key attributes, and the meta-path-based neighbors can easily supply high-order connectivity information of the same node type. Both meta-path-based neighbors and immediate neighbors are useful, they can complement each other. Therefore, to improve the performance of heterogeneous GNNs, it is essential to design a new representation learning method that can leverage both meta-path-based neighbors and immediate neighbors.

A straightforward idea is to directly combine the meta-path-based intra-type aggregation with the immediate-neighbor-based aggregation. But as shown in Figure 2, simply combining the typical meta-path-based model (i.e., HAN) with the SOTA meta-path-free model (i.e., SimpleHGN) even leads to performance decreases on both the node classification datasets (i.e., DBLP and IMDB) and the link prediction dataset (i.e., PubMed), especially on the IMDB dataset. The reason for this problem is that existing meta-path-based models suffer from information redundancy and excessive additional parameters, which may lead to over-parameterization as well as over-fitting if directly further combined with meta-path-free models.

Table I shows the issue of information redundancy. In existing meta-path-based models [10], [11], each meta-path corresponds to a graph. The node representations learned from each separate meta-path-based graphs are then aggregated with hierarchical attention. For the DBLP dataset in Table I, the meta-path-based-graph produced by Author-Paper-Author (APA) is a subgraph of that produced by Author-Paper-Conference-Paper-Author (APCPA). The meta-path-based graph generated by the meta-path Author-Paper-Conference-Paper-Author and the meta-path Author-Paper-Term-Paper-Author (APTPA) have 61.84% duplicate edges. There exists the similar problem for the ACM dataset. It can be seen that if we build separate meta-path-based graphs for each different meta-paths, unnecessary computation will be squandered on redundant informa-

tion. Moreover, too many duplicate edges lead to excessive additional learnable parameters for node aggregation, which may degrade the learning performance.

Furthermore, Table I also shows that the number of meta-path-based neighbors is much larger than that of direct neighbors in the original graph and thus too many neighbors in the meta-path-based graph cause difficulties in the learning of attention weights. Existing meta-path-based models only consider the node connectivity in the meta-path-based graph, ignoring the *structural semantic information* (e.g., the number of path instances following the specific meta-path), which can be exploited to improve the learning of node representation.

Based on the above analysis, we propose a novel framework to utilize the rich type semantic information in heterogeneous graphs comprehensively, namely HAGNN¹ (Hybrid Aggregation for Heterogeneous Graph Neural Networks). The core of HAGNN is to leverage the meta-path-based neighbors and the directly connected neighbors simultaneously for node aggregation. Specifically, we divide the overall aggregation process into two phases: meta-path-based intra-type aggregation phase and meta-path-free inter-type aggregation phase. During the intra-type aggregation phase, we first propose a new data structure called *fused meta-path graph* to avoid information redundancy. For a specific node type, the meta-path neighbor relationships of multiple meta-paths are fused in a single graph, where all nodes have the same type. Also, the fused meta-path graph contains the connectivity information of multiple meta-graphs. Then, we perform attention-based intra-type aggregation in the fused meta-path graph.

To further improve the learning of attention weights, we propose a *structural semantic aware aggregation* method. For each two neighbor nodes of the fused meta-path graph, we view the number of path instances in the original graph as the structural semantic weight, which is used to guide the learning of attention weights. During the inter-type aggregation phase, we directly perform node aggregation with the self-attention mechanism in the original heterogeneous graph to capture the information of immediate neighbors. Finally, the node embeddings generated by the intra-type aggregation and the inter-type aggregation are combined.

To summarize, the main contributions are highlighted as follows:

- Based on the analysis that both meta-path-based and meta-path-free aggregation should be beneficial to the heterogeneous graph, we propose a novel hybrid aggre-

¹HAGNN is available at <https://github.com/PasaLab/HAGNN>

gation framework consisting of two phases: meta-path-based intra-type aggregation and meta-path-free inter-type aggregation. It is the first attempt of combining two kinds of aggregations.

- To eliminate information redundancy and make the intra-type aggregation more effectively, we propose the fused meta-path graph to capture the meta-path neighbors for a specific node type.
- To improve the leaning of attention weights in the intra-type aggregation phase, we propose a structural semantic aware aggregation mechanism, which leverages the number of path instances as the auxiliary aggregation weights.
- Extensive experimental results on five heterogeneous graph datasets reveal that HAGNN outperforms the existing heterogeneous GNNs on node classification, node clustering, and link prediction tasks. The discussion about HAGNN also provides insightful guidance to the use of meta-paths in the heterogeneous graph neural networks.

II. RELATED WORK

A. Homogeneous Graph Representation Learning

Graph representation learning aims to learn low-dimensional representations from non-Euclidean graph structure. For homogeneous graphs, most methods learn node representations from neighborhood. Line [21] utilizes the first-order and second-order proximity between nodes to learn node embeddings. DeepWalk [22], node2vec [23], TADW [24], and Struc2vec [25] extract a node sequence by random walk and feed the sequence to a skip-gram model. Graph neural networks, following the message passing framework, have been widely exploited in graph representation learning. GNNs can be divided into spectral-based and spatial-based models [7]. GCN [26] is a typical spectral-based model that achieves spectral graph convolution via localized first-order approximation. While the spatial-based models such as GAT [18] leverage the attention mechanism for node aggregation.

Representation learning models for homogeneous graphs are considered unsuitable for heterogeneous graphs due to ignoring type information, but recent work points out that some homogeneous graph models actually perform well in heterogeneous graphs, which is thought provoking.

B. Heterogeneous Graph Representation Learning

Heterogeneous graphs have more than one type of nodes or edges. To utilize the semantics encoded in heterogeneous graphs, many models designed for heterogeneous graphs are proposed [10], [27].

Depending on whether using meta-path, we can divide these models into meta-path-based and meta-path-free models. For meta-path-based models, metapath2vec [9] utilizes the node paths traversed by meta-path-guided random walks to model the context of a node. HIN2Vec [28] carries out multiple prediction training tasks to learn latent vectors of nodes and meta-paths. HAN [10] leverages the semantic information of meta-paths, and uses hierarchical attention to aggregate neighboring nodes. MAGNN [10] utilizes RotatE [29] to encode intermediate nodes along each meta-path and mix

TABLE II
NOTATIONS USED IN THIS PAPER.

Notations	Definitions
\mathbb{R}^n	n -dimensional Euclidean space
\mathbf{A}	Adjacent matrix
\mathcal{G}	A homogeneous graph
\mathcal{V}	The set of nodes in a graph
\mathcal{E}	The set of edges in a graph
\mathcal{H}	A heterogeneous graph
\mathcal{T}	The set of node types in a heterogeneous graph
\mathcal{R}	The set of edge types in a heterogeneous graph
v	A node $v \in \mathcal{V}$
t	A node type $t \in \mathcal{T}$
r	An edge type $r \in \mathcal{R}$
p_t	A meta-path of type t
\mathcal{P}_t	The set of meta-paths of type t
G_p	Meta-path p based homogeneous graph (Definition 4)
$\mathcal{N}_{G_p}^v$	The set of neighbors of node v in G_p
x_v	Raw feature (attribute) vector of node v
h_v	Hidden state (embedding) of node v
z_v	Output state (embedding) of node v
y_v	One-hot label vector of node v
W	Parameter matrix
α, δ	Attention weight
$\sigma(\cdot)$	Activation function
$ \cdot $	The cardinality of a set
\parallel	Vector concatenation

multiple meta-paths using hierarchical attention. GTN [12] learns a soft selection of edge types and composite relations for generating useful meta-paths. SHGNN [30] uses a tree-based attention module to aggregate information on the meta-path and consider the graph structure in multiple meta-path instances. R-HGNN [31] learns node representations on heterogeneous graphs at a fine-grained level by considering relation-aware characteristics. CKD [13] learns the meta-path-based embeddings by collaboratively distilling the knowledge from intra-meta-path and inter-meta-path simultaneously.

The meta-path-free models extract rich semantic information without meta-path. RGCN [20] introduces relation-specific transformations to handle different edge types. HetGNN [32] uses Bi-LSTM to aggregate node features for each type and among types. SimpleHGN [17] revisits existing models and proposes a simple framework with GAT as backbone.

The difference between meta-path-based and meta-path-free models is that they have conflict on which kind of neighbors is more informative. In this paper, we propose a hybrid aggregation framework that can leverage both the meta-path-based neighbors and immediate neighbors effectively.

III. PRELIMINARIES AND NOTATIONS

Definition 1: Heterogeneous Graph [6]. A heterogeneous graph is a directed graph with the form $\mathcal{H} = \{\mathcal{V}, \mathcal{E}, \mathcal{T}, \mathcal{R}, \phi, \psi\}$, where \mathcal{V} and \mathcal{E} denote the node set and the edge set in \mathcal{H} . Each node $v_i \in \mathcal{V}$ is associated with a node type $\phi(v_i) = t_i \in \mathcal{T}$. Similarly, each edge $e_{ij} \in \mathcal{E}$ is associated with an edge type $\psi(e_{ij}) = r_{ij} \in \mathcal{R}$. In graph \mathcal{H} , $|\mathcal{T}| + |\mathcal{R}| > 2$. Every node has attribute $x_i \in \mathbb{R}^{d_i}$, and d_i varies from the type of node v_i . Let \mathbf{A}_{t_i, t_j} denote the adjacent matrix of type t_i and t_j . $\mathbf{A}_{t_i, t_j}[u][v] = 1$ indicates that $\phi(u) = t_i$ and $\phi(v) = t_j$.

Definition 2: Meta-Path [6]. A meta-path p is a composite relation, which consists of multiple edge types, i.e., $p = t_1 \xrightarrow{r_1} t_2 \xrightarrow{r_2} \dots \xrightarrow{r_l} t_{l+1}$, where $t_1, \dots, t_{l+1} \in \mathcal{T}$ and $r_1, \dots, r_l \in \mathcal{R}$. One meta-path contains many meta-path instances in \mathcal{H} .

Definition 3: Meta-path-based Neighbors [11]. Given a meta-path p in \mathcal{H} , the meta-path-based neighbors of node v is defined as the set of nodes that connect with node v via a meta-path instance of p . If meta-path p is symmetrical, the meta-path-based neighbors of node v contain itself.

Definition 4: Meta-path-based Graph [11]. Given a meta-path p in \mathcal{H} , the meta-path-based graph G_p of p is a graph constructed by all meta-path-based neighbor pairs. G_p is homogeneous if the head and tail node types of p are the same. The neighbors of node v in G_p can be donated as $N_{G_p}^v$.

Table II shows the used notations and their definitions.

IV. THE PROPOSED METHODOLOGY

A. Overall Framework

Figure 3 shows the overall framework of HAGNN, which consists of three phases: meta-path-based intra-type aggregation, meta-path-free inter-type aggregation, and combination of semantic information. In the intra-type aggregation phase, we first construct the fused meta-path graph that contains all meta-path-based neighbors. Then, we leverage the structural semantic weights to guide the node aggregation in the fused meta-path graph. The node embeddings obtained in the intra-type aggregation phase are fed to the inter-type aggregation phase, which performs node aggregation directly on the original heterogeneous graph. The embeddings generated by the two aggregation phases are combined to form the final embeddings of the target node types, which are further used for downstream tasks.

The intra-type aggregation phase aims to capture the information of high-order meta-path neighbors, while the inter-type aggregation phase directly aggregates the attribute information of immediate neighbors. The two phases perform node aggregation from two different perspectives. Next, we introduce each phase of HAGNN.

B. Meta-path-based Intra-type Aggregation

Since the intra-type aggregation is performed on the fused meta-path graph, we first introduce the definition of the proposed fused meta-path graph.

1) *Fused Meta-path Graph:* The core of heterogeneous GNNs is to use the graph topology to perform message aggregation. Thus, the graph topology plays an essential role in heterogeneous GNNs. Most of exiting heterogeneous GNNs construct the meta-path-based graph for node aggregation. Each meta-path corresponds to a meta-path-based graph. As shown in Table I, information redundancy arises when we put meta-path-based neighbors of different meta-paths in separate graphs. A large number of duplicate edges leads to computational redundancy and excessive additional parameters when computing and optimizing attention weights in the meta-path-based graph, leading to negative impacts on the computation efficiency and learning performance. To address the issues, we

TABLE III
DIFFERENT METHODS TO GENERATE HOMOGENEOUS GRAPHS USING META-PATHS

Given the meta-path set of type t , $\mathcal{P}_t = \{p_t^1, p_t^2, \dots, p_t^l\}$ for each $p_t^i \in \mathcal{P}_t$, $p_t^i = t_1^i \xrightarrow{r_1^i} t_2^i \xrightarrow{r_2^i} \dots \xrightarrow{r_l^i} t_{l+1}^i$			
Models	Methods to extract homogeneous graphs	Time Overhead	Performance
HAN [10], MAGNN [11]	$\begin{cases} h_1 = f_{GAT}(G_{p_t^1}) \\ h_2 = f_{GAT}(G_{p_t^2}) \\ \dots \\ h_{ P_t } = f_{GAT}(G_{p_t^l}) \end{cases}$ $z = \text{ATTENTION}(h_1, h_2, \dots, h_{ P_t })$	medium	medium
GTN [12]	$\begin{aligned} \mathbf{A}_i &= \{\mathbf{A}_{r_1^i}, \mathbf{A}_{r_2^i}, \dots, \mathbf{A}_{r_l^i}\} \\ \mathbf{Q}_i &= \phi(\text{softmax}(W_{\phi}^{\phi}, \mathbf{A}_i)) \\ G_{p_t^i} &= \prod_{j=1}^l \mathbf{Q}_{r_j^i} \\ \text{where } \phi &\text{ is } 1 \times 1 \text{ convolution} \\ z &= f_{GCN}(G_{p_t^i}) \end{aligned}$	very high	medium
HAGNN (ours)	$G_t = \bigcup_{p_t \in \mathcal{P}_t} G_{p_t}$ $z = f_{HAGNN}(G_t, \mathcal{H})$	low	high

propose a novel data structure called fused meta-path graph to carry the information of multiple meta-paths.

Definition 5: Type of meta-path: Given a meta-path p with length of l , $p = t_1 \xrightarrow{r_1} t_2 \xrightarrow{r_2} \dots \xrightarrow{r_l} t_{l+1}$, where $t_1, \dots, t_{l+1} \in \mathcal{T}$ and $r_1, \dots, r_l \in \mathcal{R}$. The type of p is the head node type t_1 and meta-path p can also be denote as p_{t_1} .

Definition 6: Fused meta-path graph: Given a node type $t \in \mathcal{T}$ of a heterogeneous graph \mathcal{H} , the meta-path set of type t is $\mathcal{P}_t = \{p_t^1, p_t^2, \dots, p_t^l\}$, the fused meta-path graph G_t is a single graph contains all meta-path neighbors in \mathcal{P}_t . The neighbors of node v in G_t is denoted as $N_{G_t}^v$.

G_t is a homogeneous graph and defines the topological adjacency relationship between nodes of the same node type. To construct G_t , we first obtain the meta-path-based graph G_{p_t} for $p_t \in \mathcal{P}_t$, and then we take the union of G_{p_t} , i.e.,

$$G_t = \bigcup_{p_t \in \mathcal{P}_t} G_{p_t} \quad (1)$$

Figure 3 shows the construction process of the fused meta-path graph. Unlike the meta-path-based graph, each node type instead of each meta-path corresponds to a fused meta-path graph. For node v in fused meta-path graph G_t , $N_{G_t}^v$ contains all meta-path neighbors from \mathcal{P}_t . The relationship between v and its neighbor $u \in N_{G_t}^v$ may belong to multiple meta-paths. Since the repeated meta-path-based neighbor relationships are reflected in a single edge, the information redundancy between different meta-paths can be eliminated.

Table III compares fused meta-path graph with existing methods to extract homogeneous graphs from heterogeneous graphs using meta-paths. For HAN and MAGNN, meta-path-based graphs are directly constructed by meta-path-based neighbors. But as we point out in Table I, there is a serious data redundancy problem between different meta-path graphs. GTN is proposed to learn meta-path graphs. It uses 1×1 convolution to softly select different edge types, and then uses matrix multiplication to generate new meta-paths. Since the selection of edge types is continuous rather than discrete, the meta-path graph generated by GTN is dense. Moreover, the computation overhead of GTN is huge. Overall, the proposed fused meta-

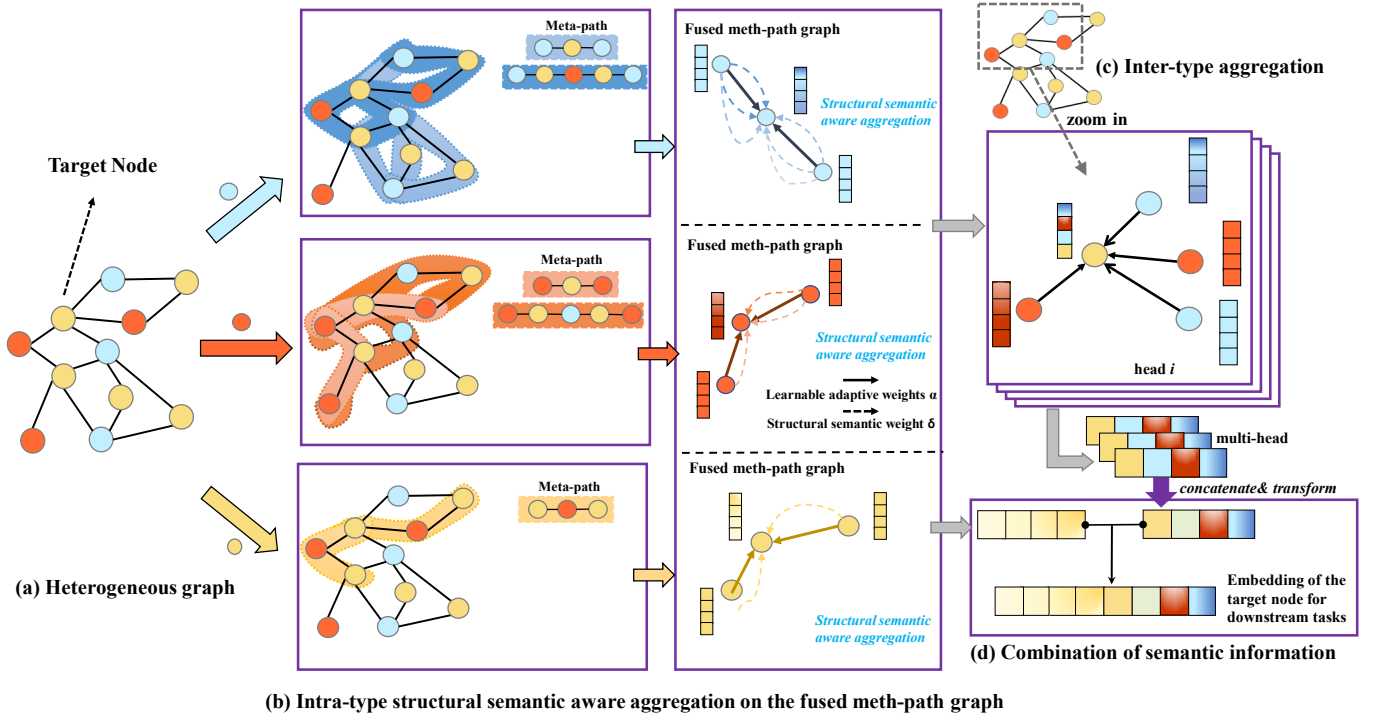


Fig. 3. The overall framework of HAGNN. Different circle colors represent different node types.

path graph can solve the data redundancy problem and achieve better performance with less time overhead.

2) *Type Selection for Intra-type Aggregation*: HAGNN is a two-phase aggregation model. As shown in Figure 3, in the latter phase (i.e., the inter-type aggregation phase), the representations of other node types are absorbed in the embeddings of the target node type. Unlike the previous models [10], [11] where other node types only play a role as bridges between nodes of the target type and do not directly participate in the learning of node representation, we also perform intra-type aggregation for non-target node types.

Moreover, not all node types are suitable for participating in the intra-type aggregation phase. We select node types for intra-type aggregation mainly based on the following two aspects. First, in heterogeneous graphs, the quantity of different types of nodes is varied. For example, the DBLP dataset has 14,328 paper nodes, but only 20 conferences nodes. For those types with a small number of nodes, we believe that the relationship between the nodes is clear enough and the intra-type aggregation is not necessary. Second, having a closed meta-path is also an important condition. A meta-path p is closed if its head and tail types are the same, and only using a closed meta-path can generate homogeneous graphs.

Formally, we denote the type set participating in the intra-type aggregation phase as \mathcal{T}' .

$$\mathcal{T}' = \{t \mid \frac{|\mathcal{V}_t|}{|\mathcal{V}|} > \text{threshold and } t \text{ has closed meta-paths}\} \quad (2)$$

where V_t denotes the number of nodes with type t . In practice, the threshold can be set to 1%.

3) *Type-specific Linear Transformation*: Before the intra-type aggregation, since nodes of different types have different

feature dimensions, we apply a type-specific linear transformation to each type of node, projecting the features of each type of node into the same latent factor space. For node $v \in \mathcal{V}$ of $t \in \mathcal{T}$:

$$\tilde{h}_v = \tilde{W}_t \cdot x_v^t \quad (3)$$

where $x_v^t \in \mathbb{R}^{d_t}$ is the original feature vector of node v . The dimension d_t varies from the node type. $\tilde{W}_t \in \mathbb{R}^{d \times d_t}$ is the learnable transformation matrix.

After the linear transformation, all nodes have the same dimension d . Next, the intra-type node aggregation can be carried out to aggregate meta-path-based higher-order neighbors.

4) *Structural Semantic Aware Aggregation*: For the specific node type t , once the corresponding fused meta-path graph \mathcal{G}_t is constructed, we perform intra-type node aggregation according to the topology (i.e., the neighborhood of each node) of \mathcal{G}_t . For each node v in the fused meta-path graph, the neighborhood is much larger than that in the original graph. Optimizing the attention weight of each neighbor becomes a challenging task. To address the challenge, we propose a structural semantic aware mechanism to guide the learning of the attention weight for node aggregation.

For meta-path p_t , suppose that the length of p_t is l and the node type sequence of p_t is $t_1 \rightarrow t_2 \rightarrow \dots \rightarrow t_{l-1} \rightarrow t_l$. Let \mathcal{A} be the weighted adjacent matrix following meta-path p_t :

$$\mathcal{A}(\mathcal{H}, p_t) = \prod_{i=1}^{l-1} \mathbf{A}_{t_i, t_{i+1}} \quad (4)$$

where $\mathbf{A}_{t_i, t_{i+1}}$ is the adjacent matrix of type t_i and t_{i+1} . For the node pair (u, v) , $\mathcal{A}(\mathcal{H}, p_t)[u][v]$ denotes the number of path instances from node u to node v in heterogeneous graph

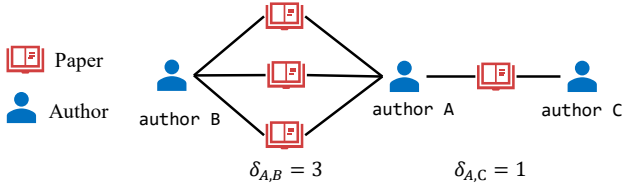


Fig. 4. Structural semantic weight of the meta-path APA.

\mathcal{H} , and the node types on the path conform to the pattern of meta-path p_t .

\mathcal{A} defines the meta-path-based similarity between nodes of the same type. In the fused meta-path graph \mathcal{G}_t , since the neighbor pair (u, v) may contain the meta-path neighbor relationships of multiple meta-paths, we further additively mix these meta-path-based similarities:

$$\delta_{uv}^t = \sum_{p_t \in \mathcal{P}_t} \mathcal{A}(\mathcal{H}, p_t)[u][v] \quad (5)$$

δ_{uv}^t can be viewed as the common neighbours [33], [34] of node u and v in \mathcal{G}_t . We define δ as **structural semantic weight** because it can reflect the structural semantic similarity between nodes. For example, as shown in Figure 4, the number of papers published by author A and author B is more than the number of papers published by author A and author C . Thus, A and B should have a stronger relationship than A and C , and their representations should be more similar.

To make structural semantic weight participate in node aggregation, we normalize it by softmax.

$$\tilde{\delta}_{uv}^t = \frac{\exp(\delta_{uv}^t)}{\sum_{(u', v') \in \mathcal{G}_t} \exp(\delta_{u'v'}^t)} \quad (6)$$

However, only use δ as the attention weight for intra-type aggregation has the following two problems:

- δ is not capable of distinguishing the importance of different meta-paths by directly summing all meta-path-based similarity. As the higher-order relationship between nodes, different meta-paths represent different levels of intimacy. For example, there are three nodes A_1, A_2, A_3 , and the meta-path instances between them is $A_1 - P_1 - A_2$ and $A_1 - P_1 - T_1 - P_2 - A_3$. Even if the meta-path connected between $A_1 - A_2$ and $A_1 - A_3$ are different, $\delta_{(A_1, A_2)} = \delta_{(A_1, A_3)}$ in the fused meta-path graph.
- δ only reflects the intuitive semantic information. As a fixed value, δ does not express small differences within the same meta-path. For example, for the APA meta-path, although co-authors may be in the same field, there are also papers in cross-cutting fields whose authors are in different fields.

Therefore, δ contains useful information, but cannot be completely relied upon. Learnable adaptive weights are also

necessary. In this paper, we adopt a graph self-attention mechanism to calculate the adaptive weights.

$$\begin{aligned} u &\in N_{\mathcal{G}_t}^v \\ e_{uv}^t &= \text{LeakyReLU}(a_t^T \cdot W_t [\tilde{h}_v || \tilde{h}_u]) \\ \alpha_{uv}^t &= \frac{\exp(e_{uv}^t)}{\sum_{s \in N_{\mathcal{G}_t}^v} \exp(e_{us}^t)} \end{aligned} \quad (7)$$

where $||$ denotes the concatenation operator, a_t and W_t are learnable parameters in the self-attention mechanism that vary with node type t . α represents learned attention weights, which can be adaptively adjusted according to the performance of downstream tasks. Inspired by [35] [17], we introduce δ as an edge residual into α :

$$\eta_{uv}^t = (1 - \beta)\alpha_{uv}^t + \beta\tilde{\delta}_{uv}^t \quad (8)$$

β is a hyperparameter that controls how much structural semantic information we add into the attention weight. At each layer of intra-type aggregation, the attention weight between nodes perceives the structural semantic information in the fused meta-path graph, and the learnable parameters refine the structural semantic weight, helping the target node to select neighbors more effectively.

Then, we can perform intra-type aggregation as follows:

$$h_v^{intra} = \begin{cases} \tilde{h}_v & \phi(v) \notin \mathcal{T}' \\ \sigma(\sum_{u \in N_{\mathcal{G}_t}^v} (\eta_{uv}^t \cdot \tilde{h}_u)) & \phi(v) \in \mathcal{T}' \end{cases} \quad (9)$$

For the node v of type $t \in \mathcal{T}'$, the new embedding h_v^{intra} is the weighted sum of its neighbors. Otherwise it stays the same. Then, after the intra-type aggregation phase, h_v^{intra} are fed to the following inter-type aggregation phase.

C. Meta-path-free Inter-type Aggregation

The inter-type aggregation considers the direct neighbors $N_{\mathcal{H}}^v$ of node u in the original graph \mathcal{H} . Since nodes and their first-order neighbors often belong to different types, the neighbors of a node reflect its attributes. Thus, the inter-type aggregation is actually the process of continuously integrating the node attributes. When performing information fusion between types, the contribution of different neighbors to the target node is different. For each neighbor $u \in N_{\mathcal{H}}^v$, we can learn a normalized importance weight α_{uv} .

$$\begin{aligned} e_{uv} &= \text{LeakyReLU}(a^T \cdot W[h_v^{intra} || h_u^{intra}]), \\ \alpha_{uv} &= \frac{\exp(e_{uv})}{\sum_{s \in N_{\mathcal{H}}^v} \exp(e_{us})} \\ h_v^{inter} &= \sum_{u \in N_{\mathcal{H}}^v} \alpha_{uv} \cdot h_u^{intra} \end{aligned} \quad (10)$$

where a and W are learnable parameters shared on all node types. Moreover, to stabilize the learning process and reduce the large variation caused by the heterogeneity of \mathcal{H} , we further employ the multi-head attention mechanism. Specifically, we implement K independent attention processes and concatenate their outputs.

$$h_v^{inter} = \parallel_{k=1}^K \sum_{u \in N_{\mathcal{H}}^v} \alpha_{uv}^k \cdot h_u^{intra} \quad (11)$$

D. Combination of Semantic Information

Due to the different neighborhoods selected in the aggregation phase, intra-type aggregation and inter-type aggregation actually extract the semantic information encoded in heterogeneous graphs from different perspectives. To explicitly capture the information from these two perspectives, we further propose an information combination method.

$$z_v = \text{COMBINE}(h_v^{\text{intra}}, W_m \cdot h_v^{\text{inter}}) \quad (12)$$

First, we unify the dimensions of h_v^{intra} and h_v^{inter} . $W_m \in \mathbb{R}^{Kd \times d}$ is the learnable transformation matrix. Then, we combine the two embeddings by addition, concatenation or other pooling operations. As we described before, the immediate neighbors of a node contain key attributes, and the meta-path-based neighbors can easily supply high-order connectivity information of the same node type. Hence we choose concatenation as the COMBINE function, that is, we view the representation of the intra-type aggregation phase and the representation of the inter-type aggregation phase as the characteristics of different channels. After the two-phase aggregation, the embedding z_v fusing high-order inter-type information and direct intra-type information is obtained, which can be further used in different downstream tasks. Algorithm 1 shows the details of HAGNN.

E. Training

1) *Node classification*: For the semi-supervised node classification task, we first use an MLP to adjust the dimension of node embedding to be the same as the number of classes.

$$z_v^{nc} = W_{nc} \cdot z_v \quad (13)$$

where $W_{nc} \in \mathbb{R}^{d \times C}$. Then, for single-label classification, we use softmax to sharpen z_v^{nc} and then employ cross-entropy as the loss function.

$$\begin{aligned} z'_{nc} &= \text{softmax}(z_{nc}) \\ \mathcal{L} &= - \sum_{v \in \mathcal{V}_L} \sum_{c=0}^{C-1} y_v[c] \cdot \log(z'_{nc}[c]) \end{aligned} \quad (14)$$

where \mathcal{V}_L is the set of labeled nodes, C is the number of classes, y_v is the one-hot label vector of node v .

For multi-label classification, we apply sigmoid to z_{nc} and then choose binary cross-entropy as the loss function.

$$\begin{aligned} z'_{nc} &= \text{sigmoid}(z_{nc}) \\ \mathcal{L} &= - \sum_{v \in \mathcal{V}_L} \sum_{c=0}^{C-1} l_v[c] \\ l_v[c] &= y_v[c] \cdot \log(z'_{nc}[c]) + (1 - y_v[c]) \cdot \log(1 - z'_{nc}[c]) \end{aligned} \quad (15)$$

2) *Link prediction*: As SimpleHGN [17] and R-GCN [20] suggests, we calculate the probability that nodes u and v are connected by edge e with type r .

$$\begin{aligned} \text{prob}(e) &= \text{prob}(u, v) = \text{sigmoid}(z_v^T \cdot W_r \cdot z_u) \\ \mathcal{L} &= - \sum_{e \in \mathcal{E}_L} y_e \cdot \log(\text{prob}(e)) + (1 - y_e) \cdot \log(1 - \text{prob}(e)) \end{aligned} \quad (16)$$

where \mathcal{E}_L is the edge set for model training and $W_r \in \mathbb{R}^{d \times d}$.

Algorithm 1: HAGNN

Input: Heterogeneous graph \mathcal{H} , Selected types \mathcal{T}' ,
 Meta-paths $\mathcal{P} = \{\mathcal{P}_t \mid t \in \mathcal{T}'\}$,
 Node features $\{x_v, v \in \mathcal{V}\}$,
 Number of intra-type aggregation layers L_{intra} ,
 Number of inter-type aggregation layers L_{inter} .

Output: Embeddings of target nodes

for node type $t \in \mathcal{T}$ **do**
 | perform linear transformation for nodes of type t ;
end

/* Building the fused meta-path graph */

for $t \in \mathcal{T}'$ **do**
 | $\mathcal{G}_t \leftarrow \emptyset$;
 | **for** $p_t \in \mathcal{P}_t$ **do**
 | | construct G^{p_t} ; $\mathcal{G}_t = \mathcal{G}_t \cup G^{p_t}$;
 | **end**
end

/* Intra-type aggregation phase */

for $i = 1 \rightarrow l_{\text{intra}}$ **do**
 | **for** $t \in \mathcal{T}'$ **do**
 | | **for** $v \in \mathcal{V}_t$ **do**
 | | | **for** $u \in N_{\mathcal{G}_t}^v$ **do**
 | | | | calculate learnable weight α_{uv}^t and
 | | | | structural semantic weight $\tilde{\delta}_{uv}^t$;
 | | | | combine α_{uv}^t and $\tilde{\delta}_{uv}^t$ with edge
 | | | | residuals;
 | | | **end**
 | | | calculate h_v^{intra} using Equation 9;
 | | **end**
 | **end**
end

/* Inter-type aggregation phase */

for $i = 1 \rightarrow l_{\text{inter}}$ **do**
 | **for** $v \in \mathcal{V}$ **do**
 | | calculate h_v^{inter} using the multi-head attention;
 | **end**
end

/* Combination of Semantic Information */

$z_v = h_v^{\text{intra}} || W_m \cdot h_v^{\text{inter}}$;
return $\{z_v, v \in \mathcal{V}\}$

F. Complexity Analysis

In this section, we theoretically analyze the time complexity of HAGNN during the training stage and compare it with the typical meta-path-based model HAN and meta-path-free model SimpleHGN. Suppose the number of nodes in the heterogeneous graph is N , the number of edges is E , the dimension of the node raw feature is D , the node embedding dimension after linear transformation is D' . For the fused meta-path graph, the number of edges is E' and the number of nodes is N' .

For HAGNN, in the linear transformation phase and semantic information combination phase, the complexities are all $O(NDD')$. In the intra-type aggregation phase, attention

is calculated pairwise between nodes in the fused meta-path graph, its complexity is $O(E'D' + N'D'^2)$. The inter-type aggregation phase is carried out in the original graph, the time complexity is $O(ED' + ND'^2)$, which is consistent with GAT.

For SimpleHGN, the complexity of its linear transformation phase is $O(NDD')$. Since it introduces edge features, let the dimension of edge features be F , the number of edge types be T , the complexity of calculating attention and aggregating neighbors is $O(E(D' + F) + ND'^2 + TF^2)$.

Overall, the complexity of HAGNN is $O(NDD') + O(E'D' + ED' + ND'^2)$. The complexity of SimpleHGN is $O(NDD') + O(TF^2 + EF + ED' + ND'^2)$. It can be seen that the complexity of the two models is similar. The difference is mainly in the intra-type aggregation phase of HAGNN, and the edge feature usage of SimpleHGN.

Meanwhile, the complexity of HAN is $O(K\epsilon D'^2 + KD'^2 + ND'^2)$, where K is the number of meta-paths, ϵ is the number of edges in each meta-path-based graph. Thanks to the fused meta-path graph, HAGNN can reduce redundant edges and avoid double-layer attention. The experimental results in Section V-D reveal that HAGNN can achieve better performance with higher efficiency than existing HGNNs.

V. EXPERIMENTS

In this section, we conduct extensive experiments to answer the following questions:

- **RQ1:** How is the effectiveness of the proposed HAGNN compared with existing heterogeneous GNN models?
- **RQ2:** What is the impact of each major component of HAGNN?
- **RQ3:** How about the efficiency of HAGNN?
- **RQ4:** How to evaluate the quality of node representations learned by HAGNN in a visual way?
- **RQ5:** How robust is HAGNN to hyperparameter?
- **RQ6:** Are meta-paths or variants still useful in heterogeneous GNNs? [17] How to select suitable meta-paths?

A. Experimental Setup

1) *Experimental Setting:* All experiments are conducted under the recently proposed Heterogeneous Graph Benchmark (HGB) [17]. HGB provides unified data split and data pre-processing to ensure the fairness of comparison. In the node classification task, node labels are split according to 24% for training, 6% for validation, and 70% for test in each dataset. In the link prediction task, the test set uses 2-hop neighbors as negative. To prevent data leakage, the evaluation metrics are obtained by submitting predictions to the HGB website². All experiments are run on a single GPU (NVIDIA Tesla V100) with 32 GB memory.

2) *Datasets:* We use five real-world datasets for node classification, node clustering, and link prediction. The statistics of datasets are summarized in Table IV.

- **DBLP** is a computer science bibliography website containing author (A), paper (P), term (T), and conference (C).

TABLE IV
STATISTICS OF THE DATASETS.

Node Classification	#Nodes	#Node Types	#Edges	Target	#Classes
DBLP	26128	4	239566	author	4
IMDB	21420	4	86642	movie	5
Freebase	180098	8	1057688	book	7
Link Prediction				Target	
LastFM	20612	3	141521	user-artist disease-disease	
PubMed	63109	4	244989		

- **IMDB** is a movie website, which contains movie (M), director (D), actor (A), and keyword (K).
- **Freebase** is a huge knowledge graph with book (B), film (F), music (M), organization (O), business (U), etc.
- **LastFM** is an online music website containing user (U), artist (A), and tag (T). The target edge type is user-artist.
- **PubMed** is a biomedical literature library, which has gene (G), disease (D), chemical (C), and specie (S). The target is to predict the connection between diseases.

3) *Implementation Details:* The parameters are randomly initialized. We use Adam [36] to optimize parameters. β in intra-type aggregation is set to 0.3. We set the number of intra-type aggregation layers to 2 for all datasets, the number of inter-type aggregation layers to 5 for the IMDB dataset and 2 for other datasets. All GNN models are implemented with PyTorch. The selected meta-paths are listed in Table X (Section V-G).

B. Performance Comparison (RQ1)

1) *Node Classification:* We select baselines depending on whether or not the meta-path is used.

- **Meta-path-based:** HAN [10], GTN [12], MAGNN [11], HetSANN [37], HGNN-AC [38], R-HGNN [31], and CKD [13].
- **Meta-path-free:** R-GCN [20], HGT [39], HetGNN [32], GCN [26], GAT [18], and SimpleHGN [17].

We run these baselines using the official codes. We adopt the Macro F1 and Micro F1 metrics for node classification. All models are run five times and the mean and standard deviation are reported. The results are shown in Table V.

Neither the meta-path-based models or the meta-path-free models can always achieve better performance on all datasets. For meta-path-based models, HAN, MAGNN, and R-HGNN performs better on the DBLP dataset. R-HGNN and CKD performs better on the IMDB dataset. Nevertheless, in contrast with the meta-path-based models, the meta-path-free models such as the commonly used GAT and GCN can also achieve competitive or even better performance. Also, SimpleHGN serves as a strong baseline, indicating that it is necessary to fuse different types of information in the node classification task. The results show that intra-type aggregation and inter-type aggregation have their own advantages and disadvantages. For relatively large datasets such as Freebase, existing models run out of memory due to either focusing too much on meta-path (e.g., MAGNN, GTN, HetSANN) or too high model complexity (e.g., HetGNN).

²<https://www.biendata.xyz/competition/hgb-1/>

TABLE V

PERFORMANCE COMPARISON ON NODE CLASSIFICATION (THE HIGHER, THE BETTER). THE BOLD AND THE UNDERLINE INDICATE THE BEST AND THE SECOND BEST. ‘OOM’ MEANS OUT OF MEMORY. * INDICATES THE RESULT IS STATISTICALLY SIGNIFICANT (T-TEST WITH P-VALUE <0.01)

Dataset	DBLP		IMDB		Freebase	
Model \ Metrics	Macro-F1	Micro-F1	Macro-F1	Micro-F1	Macro-F1	Micro-F1
HAN	93.17±0.19	93.64±0.17	59.70±0.90	65.61±0.54	21.31±1.68	54.77±1.40
GTN	65.21±1.16	66.23±1.23	59.26±0.84	64.07±0.65	OOM	OOM
MAGNN	93.16±0.38	93.65±0.34	56.92±1.76	65.11±0.59	OOM	OOM
HetSANN	84.08±1.01	84.96±0.88	49.25±0.57	57.47±1.12	OOM	OOM
HGNN-AC	92.97±0.72	93.43±0.96	56.63±0.81	63.85±0.85	OOM	OOM
R-HGNN	93.31±0.42	93.80±0.39	61.39±0.51	66.03±0.65	46.29±1.21	59.43±0.95
CKD	92.52±0.23	92.80±0.22	60.30±0.77	65.98±0.87	45.88±1.53	59.18±0.63
RGCN	91.52±0.50	92.07±0.50	58.85±0.26	62.05±0.15	46.78±0.77	58.33±1.57
HGT	92.77±0.35	93.44±0.31	63.02±0.80	67.01±0.36	29.28±2.52	60.51±1.16
HetGNN	92.77±0.24	93.23±0.23	47.87±0.33	50.83±0.26	OOM	OOM
GCN	90.54±0.27	91.18±0.25	59.95±0.72	65.35±0.35	27.84±3.13	60.23±0.92
GAT	92.96±0.35	93.46±0.35	56.95±1.55	64.24±0.55	40.74±2.58	65.26±0.80
SimpleHGN	93.81±0.54	94.26±0.49	63.53±1.66	67.42±0.42	47.57±1.23	65.89±0.50
HAGNN	95.06±0.31	95.40±0.30*	65.57±0.49*	68.62±0.23*	49.57±1.50*	66.31±0.27*

TABLE VI

PERFORMANCE COMPARISON ON NODE CLUSTERING (THE HIGHER, THE BETTER). * INDICATES THE RESULT IS STATISTICALLY SIGNIFICANT (T-TEST WITH P-VALUE <0.01).

Dataset	DBLP		IMDB	
Model \ Metrics	NMI	ARI	NMI	ARI
HAN	72.98±2.64	78.50±2.80	15.34±0.36	11.06±0.29
MAGNN	79.88±0.88	85.38±0.75	15.76±0.53	12.82±0.63
RHGNN	57.21±0.09	77.68±0.17	15.29±0.38	12.26±0.44
RGCN	72.32±1.77	78.12±2.20	7.63±0.45	5.54±0.4
GCN	71.88±0.71	78.67±0.77	15.71±0.32	12.31±0.57
GAT	77.15±1.69	82.00±2.28	15.42±0.96	12.13±1.30
SimpleHGN	80.55±1.15	86.11±1.10	15.95±1.38	12.79±0.95
HAGNN	83.51±0.51*	88.51±0.53*	16.44±1.05*	13.05±0.86*

In comparison, HAGNN can not only run on large datasets but also consistently achieves the best performance on all three datasets, which demonstrates that intra-type and inter-type aggregations are complementary and making good use of type information in heterogeneous graphs is crucial.

2) *Node Clustering*: To verify the quality of node embeddings generated by different models, we conduct node clustering on the IMDB and DBLP datasets. The labeled nodes (i.e., movies in IMDB and authors in DBLP) are clustered with the k -means algorithm. The number of clusters in k -means is set to the number of classes for each dataset, i.e., 3 for IMDB and 4 for DBLP. We employ the normalized mutual information (NMI) and the adjusted rand index (ARI) as evaluation metrics. From Table VI, we see that HAGNN regularly outperforms all other baselines in the node clustering task. Note that all models perform significantly worse on IMDB than on DBLP. This is due to the dirty labels of movies in IMDB, i.e., every movie node in the original IMDB dataset has multiple genres, and we only choose the very first one as its class label [11]. As shown in Table VI, the traditional heterogeneous models do not have many advantages over the traditional homogeneous models in node clustering. And the node embedding generated by HAGNN has higher quality, leading to better clustering effect.

TABLE VII

PERFORMANCE COMPARISON ON LINK PREDICTION. ‘OOM’ MEANS OUT OF MEMORY. * INDICATES THE RESULT IS STATISTICALLY SIGNIFICANT (T-TEST WITH P-VALUE <0.01).

Dataset	LastFM		PubMed	
Model \ Metrics	ROC-AUC	MRR	ROC-AUC	MRR
MAGNN	56.81±0.05	72.93±0.59	OOM	OOM
RGCN	57.21±0.09	77.68±0.17	78.29±0.18	90.26±0.24
GATNE	66.87±0.16	85.93±0.63	63.39±0.65	80.05±0.22
HetGNN	62.09±0.01	85.56±0.14	73.63±0.01	84.00±0.04
HGT	54.99±0.28	74.96±1.46	80.12±0.93	90.85±0.33
GCN	59.17±0.31	79.38±0.65	80.48±0.81	90.99±0.56
GAT	58.56±0.66	77.04±2.11	78.05±1.77	90.02±0.53
SimpleHGN	67.16±0.37	86.73±0.27	83.39±0.39	92.07±0.26
HAGNN	67.33±0.10*	86.84±0.14*	84.00±0.63*	94.63±0.29*

3) *Link Prediction*: We select widely used link prediction models as baselines, including RGCN, GATNE [40], HetGNN, MAGNN, HGT, GCN, GAT, and SimpleHGN. The link prediction task is performed on the LastFM and Pubmed datasets. We adopt the MRR and ROC-AUC metrics and the mean and standard deviation of five runs are reported. From Table VII, we see that GCN, GAT, and other direct neighbor aggregation models perform better than MAGNN and HGT on the LastFM dataset. This is mainly due to the weak heterogeneity of LastFM, which contains only three node types and three edge types. The heterogeneous graph models on the PubMed dataset can achieve comparable results. In comparison, HAGNN outperforms existing models on both datasets, especially on PubMed, where the MRR metric improves by 2% compared to SimpleHGN.

Overall, HAGNN achieves better performance in different tasks and different datasets. Moreover, HAGNN can easily handle larger datasets.

C. Ablation Study (RQ2)

We design the following variants of HAGNN.

- **HAGNN-wo-inter** removes the inter-type aggregation phase and directly performs downstream tasks on the embeddings obtained after the intra-type aggregation phase.

TABLE VIII
ABLATION STUDY ON HAGNN. DBLP AND IMDB IS FOR NODE CLASSIFICATION AND PUBMED IS FOR LINK PREDICTION.

Dataset	DBLP		IMDB		PubMed	
Model \ Metrics	Macro-F1	Micro-F1	Macro-F1	Micro-F1	ROC-AUC	MRR
HAGNN-wo-inter	93.85±0.53	93.27±0.64	57.03±2.60	63.46±1.17	81.89±0.07	93.79±0.18
HAGNN-wo-intra	93.11±0.69	93.61±0.63	57.34±0.87	62.62±0.49	72.18±0.17	89.38±0.30
HAGNN-wo-sw	94.52±0.01	94.62±0.08	65.08±0.44	67.90±0.19	83.49±0.22	94.31±1.12
HAGNN-wo-fused	94.22±0.28	94.59±0.28	60.91±2.15	63.21±2.13	81.99±2.47	93.06±0.55
HAGNN-wo-combine	94.77±0.22	95.15±0.19	65.31±0.23	68.11±0.20	82.70±0.69	92.37±0.34
HAGNN-combine-add	95.00±0.19	95.25±0.27	65.32±0.33	68.21±0.30	83.10±0.51	93.17±0.44
HAGNN	95.06±0.30	95.40±0.30	65.57±0.49	68.62±0.23	84.00±0.30	94.63±0.29

- **HAGNN-wo-intra** removes the intra-type aggregation phase and aggregates the direct neighbors of all nodes.
- **HAGNN-wo-sw** follows the two-phase framework, but in the intra-type aggregation phase, the semantic structure information is not utilized.
- **HAGNN-wo-fused** conducts intra-type aggregation on meta-path-based graphs rather than the fused meta-path graph.
- **HAGNN-wo-combine** removes the combination of the embedding obtained in intra-type aggregation and inter-type aggregation.
- **HAGNN-combine-add** uses the *add* operation to combine the the embedding obtained in intra-type aggregation and inter-type aggregation.

Table VIII shows the performance comparison between HAGNN and its six variants on the node classification (i.e., DBLP and IMDB) and link prediction (i.e., PubMed) tasks. HAGNN-wo-intra performs better than HAGNN-wo-inter on the DBLP dataset. While HAGNN-wo-inter is much better than HAGNN-wo-intra on the PubMed dataset. No matter which variant, its performance is far inferior to HAGNN. That is, both the higher-order intra-type information and direct inter-type information to the target nodes are important, but their importance varies in different datasets. The proposed two-phase aggregation method in HAGNN can leverage the information within and between types simultaneously.

Moreover, the performance of HAGNN-wo-sw is inferior to that of HAGNN, which indicates that the proposed structural semantic weight helps to aggregate intra-type information. Also, HAGNN-wo-fused performs worse than HAGNN, especially on the IMDB and PubMed datasets. The main reason is that the information redundancy between multiple meta-path-based graphs plays a negative effect on the performance. In addition, HAGNN-wo-combine and HAGNN-combine-add perform worse than HAGNN, which indicates that the concatenation combination can work better.

D. Efficiency Comparison (RQ3)

We further evaluate and compare the efficiency of HAGNN and SimpleHGN from the following perspectives, i.e., parameter size, FLOPs, and runtime per training epoch. Let HAN-HAGNN denote the heterogeneous GNN that use HAN's meta-path-based graphs instead of the proposed fused meta-path graph in the intra-type aggregation phase. From Table IX, we see that HAGNN achieves the best efficiency among the

TABLE IX
EFFICIENCY COMPARISON BETWEEN SIMPLEHGN AND HAGNN.

Model	#Params (Million)		#FLOPs (Billion)		Runtime per Training Epoch (GPU Seconds)	
	DBLP	IMDB	DBLP	IMDB	DBLP	IMDB
SimpleHGN	2.303	3.464	51.172	70.869	0.201	0.170
HAN-HAGNN	3.118	4.419	37.392	59.636	0.342	0.270
HAGNN	2.012	3.313	31.888	53.007	0.161	0.146

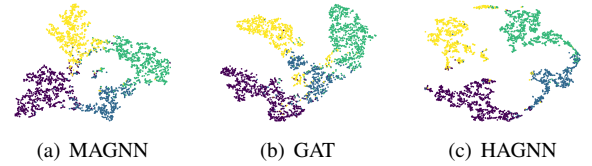


Fig. 5. Node visualization on the DBLP dataset.

three models, which is consistent with the complexity analysis in Section IV-F. Moreover, during the training process, HAGNN is also faster than SimpleHGN and HAN-HAGNN. Although HAGNN is composed two phases (i.e., intra-type and inter-type aggregation phases), HAGNN can achieve better performance with higher efficiency than existing models with one aggregation phase due to the fused meta-path graph and structural semantic aware aggregation mechanism.

E. Visualization (RQ4)

1) *Quality of node representation*: To demonstrate the quality of node representations, we project the low-dimensional node embeddings into the two-dimensional space using t-SNE [41], and the visualization results are shown in Figure 5. Different colors represent different classes. We can see that HAGNN can generate more clear classification boundaries than commonly used models (i.e., MAGNN and GAT). Moreover, the point distribution in the same class is more close, indicating that the node embedding generated by HAGNN has higher quality. The clustering results of other baselines can be seen in Table VI. Overall, visualization results further demonstrate the effectiveness of HAGNN.

2) *Difference Between Intra-type Aggregation and Inter-type Aggregation*: Due to the different neighborhoods selected in the aggregation phase, intra-type aggregation and inter-type aggregation actually extract the semantic information encoded in heterogeneous graphs from different perspective. To further verify the difference between the information obtained in the two phases, we project node embeddings of the target type generated by each phase into a three-dimensional space using

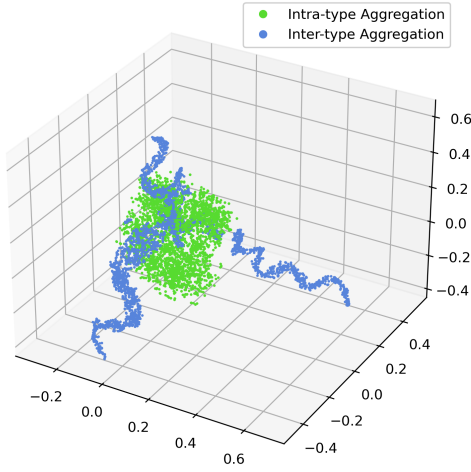


Fig. 6. Node embedding visualization of intra-type and inter-type aggregation phases on the DBLP dataset.

TABLE X
SELECTED META-PATHS IN HAGNN.

Datasets	\mathcal{T}'	Meta-paths for each type
DBLP	A(Author), P(Paper)	A:APTPA, APA P:PAP, PTP
IMDB	A(Actor), K(Key)	A:AMDMA, AMA K:KMAMK, KMK
FreeBase	M(Music)	M:MBOM, MBOBUM
LastFM	U(User), A(Artist), T(Tag)	U:UAU A:AUA T:TAT
PubMed	G(Gene), C(Chemical)	G:GSDG, GCG C:CGDC, CSDC

t-SNE. The result is illustrated in Figure 6. We see that the node embedding of intra-type aggregation is denser while the node embedding of inter-type aggregation is looser. More importantly, the two types of embeddings are distributed on different planes, which indicates that they extract the semantic information from different perspectives.

F. Hyperparameter Sensitivity (RQ5)

β in Equation 8 controls how much structural semantic information added into the attention weight. We further evaluate the hyperparameter sensitivity on β . The value of β is selected in $[0.1, 0.2, 0.3, 0.4, 0.5]$. Figure 7 shows the performance comparison of HAGNN with different β . It can be seen that HAGNN is very robust to β , and the performance change is insignificant. The main reason is that we use the learnable adaptive weight and the structural semantic weight simultaneously, which can increase the robustness of HAGNN.

G. Discussion on Meta-path (RQ6)

Previous work [17] has questioned the effect of meta-paths. The performance improvement in HAGNN verifies that meta-paths are still indispensable for heterogeneous graphs. Table X shows the selected meta-paths in HAGNN. To verify the effectiveness of meta-paths, we further conduct experiments

TABLE XI
EFFECTS OF DIFFERENT META-PATHS ON HAGNN

Dataset	Meta-paths	Metrics	
		Macro-F1	Micro-F1
DBLP	APTPA, APA; PAP, PTP	95.06\pm0.31	95.40\pm0.30
	APTPA	93.53 \pm 0.36	94.02 \pm 0.32
	PAP, PTP, APA	94.43 \pm 0.25	94.80 \pm 0.24
IMDB	AMDMA, AMA; KMAMK, KMK	65.57\pm0.49	68.62\pm0.23
	AMDMA, KMAMK	64.08 \pm 0.14	67.21 \pm 0.21
	AMA, KMK	64.59 \pm 0.59	67.73 \pm 0.63

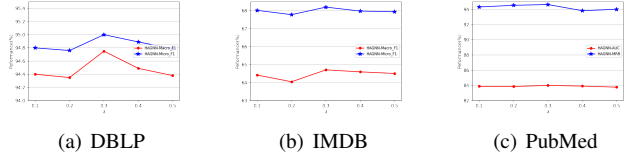


Fig. 7. Performance comparison of HAGNN under different β

with different meta-paths in Table XI. As shown in Table XI, for the DBLP dataset, meta-paths need to be selected for all types in \mathcal{T}' . If only one type is selected, the performance will be degraded. Moreover, the selection of meta-paths should be comprehensive, which can be reflected on the IMDB dataset.

Another question is, how to choose a suitable meta-path. Meta-paths are important, but arbitrarily choosing meta-paths may cause damage to the model performance. We divide meta-paths into two categories: **strong-relational** and **weak-relational meta-paths**. Strong-relational meta-path-based graph tend to be sparse, while weak-relational meta-path-based graph are denser. Take the DBLP dataset as an example. The meta-path ‘APA’ represents the co-author relationship, which is a strong relationship, and the average degree of the ‘APA’-based-graph is only 3. ‘APTPA’ is a weak relationship because two articles with the same keyword do not indicate that the two authors are closely related. The average degree of the corresponding meta-path-based graph is 1232.

We believe that the sparse strong relationship is difficult to provide enough information in aggregation, while the dense weak relationship provides too much redundant information. Thus, we can choose the combination of strong relationships and weak relationships. Moreover, due to the propose fused meta-path graph and the structural semantic aware aggregation mechanism, HAGNN can effectively avoid redundant information and introduce the weight of strong relationships into the learning of the attention weight.

VI. CONCLUSION

To utilize the intra-type and inter-type information in the heterogeneous graph, we proposed a novel hybrid aggregation framework called HAGNN, which consists of two phases: meta-path-based intra-type aggregation and meta-path-free inter-type aggregation. To make the intra-type aggregation more effectively, we proposed the fused meta-path graph to capture the meta-path neighbors for a specific node type. Moreover, we proposed a structural semantic aware aggregation mechanism to improve the leaning of attention weights in the intra-type aggregation. Extensive experimental results on

five heterogeneous graph datasets reveal that HAGNN outperforms the existing heterogeneous GNNs on node classification and link prediction tasks. Finally, we discussed the role of meta-paths in the heterogeneous GNNs.

ACKNOWLEDGMENT

This work was supported by the National Natural Science Foundation of China (#62102177), the Natural Science Foundation of Jiangsu Province (#BK20210181), the Key R&D Program of Jiangsu Province (#BE2021729), Open Research Projects of Zhejiang Lab (#2022PG0AB07), and the Collaborative Innovation Center of Novel Software Technology and Industrialization, Jiangsu, China.

REFERENCES

- [1] S. Ji, S. Pan, E. Cambria, P. Marttinen, and S. Y. Philip, "A survey on knowledge graphs: Representation, acquisition, and applications," *IEEE Transactions on Neural Networks and Learning Systems*, vol. 33, no. 2, pp. 494–514, 2021.
- [2] P. Sen, G. Namata, M. Bilgic, L. Getoor, B. Galligher, and T. Eliass-Rad, "Collective classification in network data," *AI magazine*, vol. 29, no. 3, pp. 93–93, 2008.
- [3] S. Horawalavithana, E. Ayton, A. Usenko, S. Sharma, J. Eshun, R. Cosbey, M. Glenski, and S. Volkova, "Expert: Public benchmarks for dynamic heterogeneous academic graphs," *arXiv preprint arXiv:2204.07203*, 2022.
- [4] Y. Qian, Y. Zhang, Y. Ye, C. Zhang *et al.*, "Distilling meta knowledge on heterogeneous graph for illicit drug trafficker detection on social media," *Advances in Neural Information Processing Systems*, vol. 34, pp. 26 911–26 923, 2021.
- [5] M. Zitnik and J. Leskovec, "Predicting multicellular function through multi-layer tissue networks," *Bioinformatics*, vol. 33, no. 14, pp. i190–i198, 2017.
- [6] Y. Sun and J. Han, "Mining heterogeneous information networks: principles and methodologies," *Synthesis Lectures on Data Mining and Knowledge Discovery*, vol. 3, no. 2, pp. 1–159, 2012.
- [7] Z. Wu, S. Pan, F. Chen, G. Long, C. Zhang, and S. Y. Philip, "A comprehensive survey on graph neural networks," *IEEE transactions on neural networks and learning systems*, vol. 32, no. 1, pp. 4–24, 2020.
- [8] W. Hamilton, Z. Ying, and J. Leskovec, "Inductive representation learning on large graphs," *Advances in neural information processing systems*, vol. 30, 2017.
- [9] Y. Dong, N. V. Chawla, and A. Swami, "metapath2vec: Scalable representation learning for heterogeneous networks," in *Proceedings of the 23rd ACM SIGKDD international conference on knowledge discovery and data mining*, 2017, pp. 135–144.
- [10] X. Wang, H. Ji, C. Shi, B. Wang, Y. Ye, P. Cui, and P. S. Yu, "Heterogeneous graph attention network," in *The world wide web conference*, 2019, pp. 2022–2032.
- [11] X. Fu, J. Zhang, Z. Meng, and I. King, "Magnn: Metapath aggregated graph neural network for heterogeneous graph embedding," in *Proceedings of The Web Conference 2020*, 2020, pp. 2331–2341.
- [12] S. Yun, M. Jeong, R. Kim, J. Kang, and H. J. Kim, "Graph transformer networks," *Advances in neural information processing systems*, vol. 32, 2019.
- [13] C. Wang, S. Zhou, K. Yu, D. Chen, B. Li, Y. Feng, and C. Chen, "Collaborative knowledge distillation for heterogeneous information network embedding," in *Proceedings of the ACM Web Conference 2022*, 2022, pp. 1631–1639.
- [14] Z. Song and I. King, "Hierarchical heterogeneous graph attention network for syntax-aware summarization," 2022.
- [15] X. Wang, N. Liu, H. Han, and C. Shi, "Self-supervised heterogeneous graph neural network with co-contrastive learning," in *Proceedings of the 27th ACM SIGKDD Conference on Knowledge Discovery & Data Mining*, 2021, pp. 1726–1736.
- [16] D. Jin, C. Huo, J. Dang, P. Zhu, W. Zhang, W. Pedrycz, and L. Wu, "Heterogeneous graph neural networks using self-supervised reciprocally contrastive learning," *arXiv preprint arXiv:2205.00256*, 2022.
- [17] Q. Lv, M. Ding, Q. Liu, Y. Chen, W. Feng, S. He, C. Zhou, J. Jiang, Y. Dong, and J. Tang, "Are we really making much progress? revisiting, benchmarking and refining heterogeneous graph neural networks," in *Proceedings of the 27th ACM SIGKDD Conference on Knowledge Discovery & Data Mining*, 2021, pp. 1150–1160.
- [18] P. Veličković, G. Cucurull, A. Casanova, A. Romero, P. Lio, and Y. Bengio, "Graph attention networks," *arXiv preprint arXiv:1710.10903*, 2017.
- [19] T. Zhao, C. Yang, Y. Li, Q. Gan, Z. Wang, F. Liang, H. Zhao, Y. Shao, X. Wang, and C. Shi, "Space4hgnn: A novel, modularized and reproducible platform to evaluate heterogeneous graph neural network," *arXiv preprint arXiv:2202.09177*, 2022.
- [20] M. Schlichtkrull, T. N. Kipf, P. Bloem, R. v. d. Berg, I. Titov, and M. Welling, "Modeling relational data with graph convolutional networks," in *European semantic web conference*. Springer, 2018, pp. 593–607.
- [21] J. Tang, M. Qu, M. Wang, M. Zhang, J. Yan, and Q. Mei, "Line: Large-scale information network embedding," in *Proceedings of the 24th international conference on world wide web*, 2015, pp. 1067–1077.
- [22] B. Perozzi, R. Al-Rfou, and S. Skiena, "Deepwalk: Online learning of social representations," in *Proceedings of the 20th ACM SIGKDD international conference on knowledge discovery and data mining*, 2014, pp. 701–710.
- [23] A. Grover and J. Leskovec, "node2vec: Scalable feature learning for networks," in *Proceedings of the 22nd ACM SIGKDD international conference on knowledge discovery and data mining*, 2016, pp. 855–864.
- [24] C. Yang, Z. Liu, D. Zhao, M. Sun, and E. Chang, "Network representation learning with rich text information," in *Twenty-fourth international joint conference on artificial intelligence*, 2015.
- [25] L. F. Ribeiro, P. H. Saverese, and D. R. Figueiredo, "struc2vec: Learning node representations from structural identity," in *Proceedings of the 23rd ACM SIGKDD international conference on knowledge discovery and data mining*, 2017, pp. 385–394.
- [26] T. N. Kipf and M. Welling, "Semi-supervised classification with graph convolutional networks," *arXiv preprint arXiv:1609.02907*, 2016.
- [27] X. Wang, D. Bo, C. Shi, S. Fan, Y. Ye, and S. Y. Philip, "A survey on heterogeneous graph embedding: methods, techniques, applications and sources," *IEEE Transactions on Big Data*, 2022.
- [28] T.-y. Fu, W.-C. Lee, and Z. Lei, "Hin2vec: Explore meta-paths in heterogeneous information networks for representation learning," in *Proceedings of the 2017 ACM on Conference on Information and Knowledge Management*, 2017, pp. 1797–1806.
- [29] Z. Sun, Z.-H. Deng, J.-Y. Nie, and J. Tang, "Rotate: Knowledge graph embedding by relational rotation in complex space," *arXiv preprint arXiv:1902.10197*, 2019.
- [30] W. Xu, Y. Xia, W. Liu, J. Bian, J. Yin, and T.-Y. Liu, "Shgnn: Structure-aware heterogeneous graph neural network," *arXiv preprint arXiv:2112.06244*, 2021.
- [31] L. Yu, L. Sun, B. Du, C. Liu, W. Lv, and H. Xiong, "Heterogeneous graph representation learning with relation awareness," *IEEE Transactions on Knowledge and Data Engineering*, 2022.
- [32] C. Zhang, D. Song, C. Huang, A. Swami, and N. V. Chawla, "Heterogeneous graph neural network," in *Proceedings of the 25th ACM SIGKDD international conference on knowledge discovery & data mining*, 2019, pp. 793–803.
- [33] M. E. Newman, "Clustering and preferential attachment in growing networks," *Physical review E*, vol. 64, no. 2, p. 025102, 2001.
- [34] G. Kossinets, "Effects of missing data in social networks," *Social networks*, vol. 28, no. 3, pp. 247–268, 2006.
- [35] R. He, A. Ravula, B. Kanagal, and J. Ainslie, "Realformer: Transformer likes residual attention," *arXiv preprint arXiv:2012.11747*, 2020.
- [36] D. P. Kingma and J. Ba, "Adam: A method for stochastic optimization," *arXiv preprint arXiv:1412.6980*, 2014.
- [37] H. Hong, H. Guo, Y. Lin, X. Yang, Z. Li, and J. Ye, "An attention-based graph neural network for heterogeneous structural learning," in *Proceedings of the AAAI conference on artificial intelligence*, vol. 34, no. 04, 2020, pp. 4132–4139.
- [38] D. Jin, C. Huo, C. Liang, and L. Yang, "Heterogeneous graph neural network via attribute completion," in *Proceedings of the Web Conference 2021*, 2021, pp. 391–400.
- [39] Z. Hu, Y. Dong, K. Wang, and Y. Sun, "Heterogeneous graph transformer," in *Proceedings of The Web Conference 2020*, 2020, pp. 2704–2710.
- [40] Y. Cen, X. Zou, J. Zhang, H. Yang, J. Zhou, and J. Tang, "Representation learning for attributed multiplex heterogeneous network," in *Proceedings of the 25th ACM SIGKDD International Conference on Knowledge Discovery & Data Mining*, 2019, pp. 1358–1368.

- [41] L. Van der Maaten and G. Hinton, “Visualizing data using t-sne.” *Journal of machine learning research*, vol. 9, no. 11, 2008.



Guanghui Zhu is currently an assistant researcher in the Department of Computer Science and Technology, and State Key Laboratory for Novel Software Technology, Nanjing University, China. He received his Ph.D. degrees in computer science and technology from Nanjing University. His main research interests include big data intelligent analysis, graph machine learning, and automated machine learning.




Zhennan Zhu is a postgraduate student in the Department of Computer Science and Technology, Nanjing University, China. He received his BS degree in software engineering from Harbin Institute of Technology, China. His research interests include machine learning, data mining, and graph neural network.



Hongyang Chen is a Senior Research Expert with Zhejiang Lab, China. He received the B.S. and M.S. degrees from Southwest Jiaotong University, Chengdu, China, in 2003 and 2006, respectively, and the Ph.D. degree from The University of Tokyo, Tokyo, Japan, in 2011. His research interests include data-driven intelligent systems, graph machine learning, big data mining, and intelligent computing.



Chunfeng Yuan is currently a professor in the Department of Computer Science and Technology, and State Key Laboratory for Novel Software Technology, Nanjing University, China. She received her bachelor and master degrees in computer science and technology from Nanjing University. Her main research interests include computer architecture, parallel and distributed computing, and information retrieval.



Yihua Huang is currently a professor in the Department of Computer Science and Technology, and State Key Laboratory for Novel Software Technology, Nanjing University, China. He received his bachelor, master and Ph.D. degrees in computer science and technology from Nanjing University. His research interests include parallel and distributed computing, big data parallel processing, big data machine learning algorithm and system.