

# With Trail to Follow: Measurements of Real-world Non-fungible Token Phishing Attacks on Ethereum

Jingjing Yang, Jieli Liu, Jiaping Wu

## Abstract

With the popularity of Non-Fungible Tokens (NFTs), NFTs have become a new target of phishing attacks, posing a significant threat to the NFT trading ecosystem. There has been growing anecdotal evidence that new means of NFT phishing attacks have emerged in Ethereum ecosystem. Most of the existing research focus on detecting phishing scam accounts for native cryptocurrency on the blockchain, but there is a lack of research in the area of phishing attacks of emerging NFTs. Although a few studies have recently started to focus on the analysis and detection of NFT phishing attacks, NFT phishing attack means are diverse and little has been done to understand these various types of NFT phishing attacks. To the best of our knowledge, we are the first to conduct case retrospective analysis and measurement study of real-world historical NFT phishing attacks on Ethereum. By manually analyzing the existing scams reported by Chainabuse, we classify NFT phishing attacks into four patterns. For each pattern, we further investigate the tricks and working principles of them. Based on 469 NFT phishing accounts collected up until October 2022 from multiple channels, we perform a measurement study of on-chain transaction data crawled from Etherscan to characterizing NFT phishing scams by analyzing the modus operandi and preferences of NFT phishing scammers, as well as economic impacts and whereabouts of stolen NFTs. We classify NFT phishing transactions into one of the four patterns by log parsing and transaction record parsing. We find these phishing accounts stole 19,514 NFTs for a total profit of 8,858.431 ETH (around 18.57 million dollars). We also observe that scammers remain highly active in the last two years and favor certain categories and series of NFTs, accompanied with signs of gang theft.

**Keywords:** Non-Fungible Token, Ethereum, phishing attack, taxonomy, measurement study

## 1 Introduction

Blockchain [1] is the underlying support technology for cryptocurrency and its platforms, with the characteristics of decentralization, public transparency, and tamper-resistance. Decentralization refers to using distributed nodes to store data through consensus mechanism [2], where each node has the right to verify and record transaction information. Once a transaction is successfully packaged into the block, it becomes irrevocable, which makes the blockchain system tamper-resistant and traceable. By introducing the Ethereum Virtual Machine (EVM) technology [3], Ethereum [4] has become currently the largest programmable blockchain platform which supports smart contracts [5]. Due to its self-executed contract programs, diverse decentralized applications can be deployed on Ethereum. This is also the reason why Ethereum is referred to as Blockchain 2.0 [6]. The native cryptocurrency created by Ethereum, namely Ether, is now the second largest cryptocurrency by market capitalization [7].

An Non-Fungible Token (NFT) [8] is an ownership record of cryptographic digital assets stored on the blockchain. Each NFT has a unique identifier and metadata which makes it indivisible and unique, and also ensures the traceability of digital assets in the trading process. *CryptoPunks*, one of the first non-fungible token projects, was launched on the Ethereum blockchain in 2017 [9]. Until 2021, a JPG file “*Everydays: The First 5000 Days*” composed of 5000 images, was sold as an NFT for \$69.3 million [10], NFTs have once again been brought to the public’s attention. The NFT market generated around 24.7 billion dollars worth of organic trading volume in 2022 across blockchain platforms and marketplaces [11]. It has also achieved remarkable results in applications of the metaverse [12], gaming and other fields, with a group of star NFT projects such as *Bored Ape Yacht Club* (BAYC) constantly springing up [13]. Their large community base, valuable collectibility, and unit valuations reaching tens of thousands of dollars have attracted a large number of investors. However, at the same time, they have also become targets for phishing scammers [14].

Phishing scammers often spread phishing links by attacking official accounts of social media platforms such as

Discord [15] and Twitter [16], and lure users into revealing their sensitive information or transferring money to scammers. Financial losses caused by NFT phishing scams account for 50 percent of all scams in the field of NFTs [13], with NFT phishing events occurring almost every day. As is shown in Figure 1, on 26 October 2022, the phishing scam gang *Monkey Drainer* created multiple forged Twitter accounts to promote a fake airdrop and posted links of phishing websites, stealing approximately 700 ETH (about 1 million dollars) worth of cryptocurrencies and NFTs [17]. Figure 2 shows a recent case on 28 January 2023, the official Twitter account of *Azuki*, a well-known NFT project, was hacked, causing its followers to connect to phishing links, resulting in over 122 NFTs being stolen, with a loss of over 780,000 dollars [18].

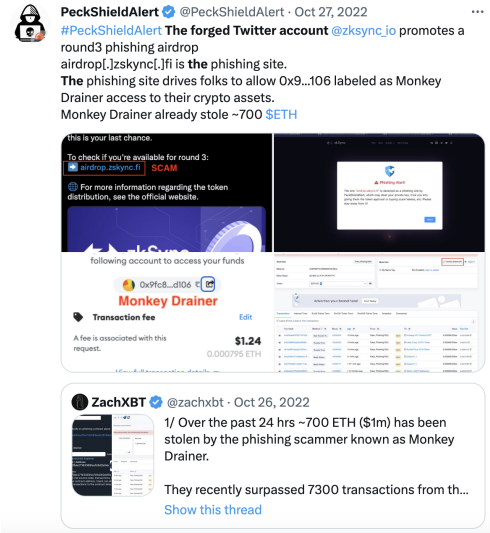


Figure 1: A phishing case posted by Twitter account *PeckShieldAlert* where *Monkey Drainer* used forged Twitter accounts to promote a phishing airdrop.



Figure 2: Official Twitter account *Azuki* was hacked, causing its followers to connect to phishing links.

NFT phishing scams continue to become more frequent and increasingly innovative, while existing studies have only focused on one or two types of fraud. Kim *et al.* [19] describes two typical patterns of NFT phishing attacks conducted by stealing login credentials and unlimited approval. Wang *et al.* [20] carries out a systematic and quantitative analysis on the prevalence and disadvantages of the unlimited approval mechanism for ERC20 tokens on Ethereum. Due to the scarcity of existing research on systematic analysis of the patterns of NFT phishing attacks, users lack an in-depth understanding of this ecosystem. Therefore, it is urgent to understand the current means and patterns of existing NFT phishing attacks. To this end, we attempt to fill the research gap through case retrospective analysis of phishing scams that have occurred.

**This work.** Our goal is to systematically summarize and investigate different patterns of NFT phishing attacks, measure their impacts and characterize the modus operandi and preferences of scammers. To this end, we first make efforts to create a pattern taxonomy of NFT phishing attacks (see **Section 5**). By resorting to scam reports obtained from Chainabuse and security reports of several blockchain security companies, we have conducted case retrospective analysis of four patterns of NFT phishing attack means. The four patterns are: 1) deceptive signature, 2) authorization fraud, 3) stealing login credentials, and 4) fraudulent transaction. To demystify these patterns of NFT phishing attacks, we investigate the tricks and working principles of them. Based on 469 NFT phishing accounts collected up until October 2022 from multiple channels, we further measure the characteristics and impacts of NFT phishing scams by log parsing and transaction record parsing (see **Section 6**). We find these phishing accounts stole 19,514 NFTs for a total profit of 8,858.431 ETH (around 18.57 million dollars). We also observe that scammers remain highly active in the last two years and favor certain categories and series of NFTs, accompanied with signs of gang theft.

To the best of our knowledge, we are the first to conduct a systematic and comprehensive case retrospective analysis to reveal real-world NFT phishing attack means, which shed light on identifying phishing scams in NFT trading ecosystem.

## 2 Background

**Accounts and transactions [21].** Accounts are a core component of the blockchain system, and transactions are records of change the state of an account. Accounts are divided into two categories: 1) external accounts, which are controlled by users who have the corresponding private key; and 2) internal accounts, which are controlled by the code of smart contracts. The address of account in this article is represented by four-character identifiers beginning with *0x*. There are two types of transactions depending on the sender of message: Those initiated by external accounts are called “external transactions”, which are stored on the blockchain and can be obtained by parsing blocks. The other type, which is sent from a smart contract to another account, is called “internal transactions”. Internal transactions are typically triggered by external transactions and are not stored on the blockchain.

**Smart contracts and event logs.** Smart contracts are programs that run on the Ethereum blockchain, and events stored in log data are a mechanism for smart contracts to interact with external users provided by Ethereum. Calling a function of a smart contract to execute a transaction modifies the event and log data of the corresponding transaction (such as account balances), thus changing the state of the smart contract. Ethereum provides event and log registers to track the internal state of smart contracts. Each external transaction contains all the events emitted by the transaction. As shown in Figure 3, if a transaction calls a contract function and the contract emits an event, the event will be recorded in the log. Each event contains multiple topics, making it easy for users to query specific events, with the first topic usually being the hash signature of the event name. Figure 4 shows an example log of the event *Transfer*. Topic 0 is the hash of the *Transfer* event *0xddf2*. Topic 1 and topic 2 are the addresses of the sender and the receiver, respectively. Topic 3 is the identifier *tokenId* of the token being transferred.

```
//Functions
function transfer(address _to, uint256 _tokenId);
function approve(address _to, uint256 _tokenId);

//Events
event Transfer(address indexed _from, address indexed _to, uint256 _tokenId);
event Approval(address indexed _owner, address indexed _approved, uint256 _tokenId);
```

```
Name Transfer (index_topic_1 address from, index_topic_2 address to, index_topic_3 uint256 tokenId) View Source
Topics 0: 0xddf252ad3be20000000000000000000000000000000000000000000000000000
1: Dec --> 0x56448E1307D023D5251400284165B08C609A0B
2: Dec --> 0x30F731F84F627848317C60E4181749E180C
3: Dec --> 77
```

Figure 3: Example of contract functions and corresponding emitted events.

Figure 4: A log of the event *Transfer*.

**Non-Fungible Token (NFT).** Token is the digital proof of ownership which is deployed on the blockchain through smart contracts, and can be circulated and traded on the blockchain. There are multiple token standards [22] on Ethereum, which are a set of rules that allow cryptocurrency to be issued on different blockchain protocols. Among these standards, ERC721 [23] and ERC1155 [24] are used to create NFTs, providing interfaces that allow NFTs to be issued, owned, and circulated. ERC721 allows only one NFT to be minted or transferred per transaction, while ERC1155 allows for batch minting and transfer of multiple types and quantities of NFTs per transaction, which can save a lot of gas fees. The indivisible and unique nature of NFTs, as well as the immutable, traceable and decentralized characteristics of blockchain technology, guarantee the uniqueness, authenticity and permanence of NFT assets.

**Token operations.** ERC721 and ERC1155 standard interfaces define a set of mandatory and optional API methods provided by token contracts for implementing four types of token operations: *mint*, *transfer*, *authorize*, and *burn*.

*Mint.* NFTs are created through minting, which is the process of storing digital assets on the blockchain. Each NFT is uniquely identified by a *\_tokenId*, and the corresponding metadata *\_url* for NFT can be obtained through the *tokenURI()* interface provided by ERC721.

*Transfer.* Transferring an NFT from one account address to another marks a change in ownership of the NFT. This is done by calling the *transfer()* interface.

*Authorize.* The owner of an NFT can grant control of their digital assets to another account address. The *approve()* method grants control of a single NFT with *\_tokenId* to the address *\_to*; while the *setApprovalForAll()* method grants control of all NFTs to the address *\_operator*. Both *transferFrom()* and *safeTransferFrom()* can be used to transfer NFTs for which control has been granted. There is a slight difference between the two: calling *transferFrom()* must confirm that the *\_to* address is able to receive NFTs, otherwise the NFTs will be lost. *safeTransferFrom()* provides an error message when attempting to transfer NFTs to the zero address *0x0000* (which is the black hole in Ethereum and any assets transferred to it cannot be retrieved).

*Burn.* The operation of token burning is usually done by transferring the corresponding amount of tokens to the zero address *0x0000*.

### 3 Related Work

In this section, we discuss related work on NFT phishing attacks from two aspects: 1) measurement of blockchain token ecosystem, and 2) detection of phishing attacks.

#### 3.1 Measurement of Blockchain Token Ecosystem

With the continuous development and application of blockchain technology, the blockchain token ecosystem has become increasingly active and diversified, giving rise to various types of tokens such as cryptocurrencies, stablecoins and non-fungible tokens(NFTs). This has attracted numerous researchers, with Chen *et al.* [25] exploring the distribution, circulation and correlation among different tokens in the Ethereum ERC20 token ecosystem, as well as the stability of the token ecosystem through graph analysis. Zheng *et al.* [26] analyzed the transaction data and smart contract code of tokens in the EOSIO blockchain token ecosystem, revealing the structure and characteristics of token relationships and transaction liquidity in the EOSIO token ecosystem. There are also researches on NFT ecosystem security. Das *et al.* [27] discussed security issues such as smart contract vulnerability, exchange security and wallet security in the NFT ecosystem, and proposed corresponding solutions such as auditing smart contracts and using multi-signature wallets, so as to enhance the security of the NFT ecosystem.

#### 3.2 Detection of Phishing Attacks

Researchers have also proposed many works in detecting phishing attacks. Chen *et al.* [28] proposed a transaction graph-based cascading feature extraction method and a lightGBM [29] -based double sampling ensemble integration algorithm to build a detection model for identifying phishing accounts. Wu *et al.* [30] proposed a novel network embedding algorithm called trans2vec to extract the features of the addresses and adopt the one-class support vector machine (SVM) [31] to detect phishing accounts. Research studies related to NFT phishing detection have also emerged. Roy *et al.* [32] discussed the promotion of NFTs and phishing scams, and tested the effectiveness of existing phishing detection tools against phishing websites. The authors also extracted a series of features for phishing detection based on phishing websites to improve the detection accuracy of existing tools. Kim *et al.* [19] proposed to capture the transaction and social context of NFTs based on graph neural networks to implement an automatic detection system of NFT phishers.

However, existing researches lack a systematic review and retrospective analysis of NFT phishing attacks. Different from the above research, our work provides a comprehensive pattern analysis of NFT phishing attacks, and further conducts a measurement study of analyzing the modus operandi, preferences of NFT phishing scammers as well as their economic impact based on on-chain transaction data.

## 4 Data Collection

**Collecting NFT phishing cases.** We manually collect scam cases from Chainabuse and security reports of several blockchain security companies such as *SlowMist* and *PeckShield*, and then systematically classify these phishing attack means into four patterns.

**Crawling NFT phishing accounts.** We crawl and filter all the NFT phishing scam addresses up until October 2022 from three websites: *Twitter*, *Etherscan* and *Chainabuse*.

*Twitter.* From reported events of the account of *Scam Sniffer* on the social media platform *Twitter*, we obtain 126 NFT phishing scam addresses.

*Etherscan and Chainabuse.* We crawl 6657 and 187 phishing scam addresses respectively from Etherscan and Chainabuse. To identify phishing accounts related to NFT transactions, we use the *txs\_eth\_bfs* crawler from *BlockchainSpider* [33] and the interface *alchemy\_getAssetTransfers* provided by the blockchain development platform *Alchemy* to obtain all phishing scam addresses for ERC721 and ERC1155 transactions. Among them, the phishing addresses with ERC721 or ERC1155 transactions are the NFT phishing scam accounts.

After the above process, we label 469 unique accounts as NFT phishing accounts (summarized in Table 1).

Table 1: Summary of collected phishing accounts from various channels.

Channel	# Accounts
Twitter	126
Chainabuse	67
Etherscan	276
Total	469

## 5 Case Retrospective Analysis of NFT Phishing Attacks

In this section, based on the scam reports obtained from Chainabuse and security reports of several blockchain security companies, we conduct a detailed case analysis of NFT phishing attacks and classified them into four types based on their implementation patterns, i.e., 1) *deceptive signature*, 2) *authorization fraud*, 3) *stealing login credentials*, and 4) *fraudulent transaction*. Figure 5 illustrates the process of phishing attacks in each pattern. To demystify these patterns of NFT phishing attacks, we also investigate the tricks and working principles of them.

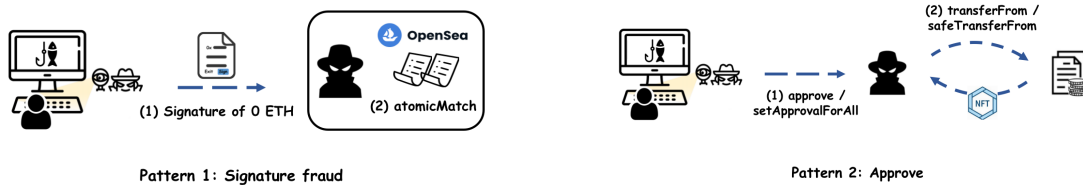




Figure 5: The process of phishing attacks in each pattern. The first is where the phisher obtains a signature to achieve the fraud, the second is where the phisher lures the victim to authorize, the third is where the phisher steals the victim’s login credentials, and the last is where the phisher lures the victim to transfer NFTs directly.

## 5.1 Deceptive Signature

The transaction signature on Ethereum refers to the process where a user digitally signs the transaction data using their private key to verify the legitimacy and ensure the security of the transaction. However, digital signatures are subject to certain security risks, and attackers typically use fraudulent means to lure users into signing a seemingly normal transaction, but the actual transaction content can result in the loss of users’ funds.

OpenSea, a decentralized trading marketplace, supports blind signatures when executing NFT transactions. Blind signature means the signed message content is pure hexadecimal unreadable data, and the signer cannot see the specific content of the message to be signed. Phishing scammers use blind signatures precisely to make the underlying behavioral logic of a smart contract inaccessible to users who sign it interactively through their wallets, thus signing transactions without knowing exactly what they are signing.

The following describes how the scam works.

When purchasing an NFT on OpenSea, there are usually two ways to buy it: *Buy Now* and *Make Offer*. In the *Buy Now* mode, the buyer’s purchase order is matched with the sell order in the OpenSea database. While in the *Make Offer* mode, many purchase orders are stored in the database, and the sell order is matched with these purchase orders. Both ways complete the transaction by calling the *atomicMatch\_* method to match orders of both buyers and sellers.

If the attacker purchases NFTs on OpenSea through the normal process, they use the seller’s order and signature in the OpenSea central database, that is, the purchase price of NFT is not 0 ETH. Therefore, the attacker needs to bypass the regular process of purchasing NFTs using illegitimate means: 1) The attacker obtains the sell order information hung on OpenSea, sets the sell price in the order information to 0 ETH, and then generates the data to be signed; 2) After obtaining the seller’s signature, the attacker constructs the corresponding purchase order information and then performs order matching to purchase NFTs with 0 ETH. The specific steps are as follows.

### Step 1: The attacker obtains the signature.

Tracking the function call stack, the constructed unsigned data by attacker is shown in Figure 6 below.

```
function hashToSign(Order memory order)
    internal
    pure
    returns (bytes32)
{
    return keccak256("\x19Ethereum Signed Message:\n32", hashOrder(order));
}
```

Figure 6: The function *hashToSign* containing the data to be signed constructed by attacker.

The signature is calculated as: *keccak256("\x19Ethereum Signed Message:\n32", hashOrder(order))*. This signature method adds a message prefix “\x19Ethereum Signed Message:\n32” before the order to ensure that the signature cannot be used outside of Ethereum. Afterwards, the complete data with the message prefix is

```
function hashOrder(Order memory order)
    internal
    pure
    returns (bytes32 hash)
{
    /* Unfortunately abi.encodePacked doesn't work here, stack size constraints. */
    uint size = sizedOf(order);
    bytes memory array = new bytes(size);
    uint index;
    assembly {
        index := add(array, 0x20)
    }
    index = ArrayUtils.unsafeWriteAddress(index, order.exchange);
    index = ArrayUtils.unsafeWriteAddress(index, order.maker);
    index = ArrayUtils.unsafeWriteAddress(index, order.taker);
    index = ArrayUtils.unsafeWriteInt(index, order.makerRelayerFee);
    index = ArrayUtils.unsafeWriteInt(index, order.takerRelayerFee);
    index = ArrayUtils.unsafeWriteInt(index, order.makerProtocolFee);
    index = ArrayUtils.unsafeWriteInt(index, order.takerProtocolFee);
    index = ArrayUtils.unsafeWriteInt(index, order.feedRecipient);
    index = ArrayUtils.unsafeWriteInt8(index, uint8(order.side));
    index = ArrayUtils.unsafeWriteInt8(index, uint8(order.saleKind));
    index = ArrayUtils.unsafeWriteAddress(index, order.target);
    index = ArrayUtils.unsafeWriteInt8(index, uint8(order.howToCall));
    index = ArrayUtils.unsafeWriteBytes(index, order.callData);
    index = ArrayUtils.unsafeWriteBytes(index, order.replacementPattern);
    index = ArrayUtils.unsafeWriteAddress(index, order.staticTarget);
    index = ArrayUtils.unsafeWriteBytes(index, order.staticExtradata);
    index = ArrayUtils.unsafeWriteAddress(index, order.paymentToken);
    index = ArrayUtils.unsafeWriteInt(index, order.basePrice);
    index = ArrayUtils.unsafeWriteInt(index, order.extra);
    index = ArrayUtils.unsafeWriteInt(index, order.listingTime);
    index = ArrayUtils.unsafeWriteInt(index, order.expirationTime);
    index = ArrayUtils.unsafeWriteInt(index, order.salt);
    assembly {
        hash := keccak256(add(array, 0x20), size)
    }
    return hash;
}
```

Figure 7: Sensitive information contained in the function *hashOrder*.

```
function atomicMatch(Order memory buy, Sig memory buySig, Order memory sell, Sig memory sellSig, bytes32 metadata)
    internal
    payable
{
    /* CHECKS */
    /* Ensure buy order validity and calculate hash if necessary. */
    bytes32 buyHash;
    if (buy.maker == msg.sender) {
        require(validateOrderParameters(buy));
    } else {
        buyHash = requireValidOrder(buy, buySig);
    }
    /* Ensure sell order validity and calculate hash if necessary. */
    bytes32 sellHash;
    if (sell.maker == msg.sender) {
        require(validateOrderParameters(sell));
    } else {
        sellHash = requireValidOrder(sell, sellSig);
    }
    /* Must be matchable. */
    require(ordersMatch(buy, sell));
}
```

Figure 8: The function *atomicMatch*.

hashed using *keccak256*, and then signed with a private key. Figure 7 illustrates the function *hashOrder* involved in the signature. The order structure contains sensitive information such as the order amount and target address. However, the value hashed by *keccak256* is just a string of hexadecimal characters, that is a blind signature, which cannot be identified by users. The attacker can arbitrarily set the amount of the *basePrice* parameter involved in the *hashOrder* to 0, and set target address to themselves, etc.

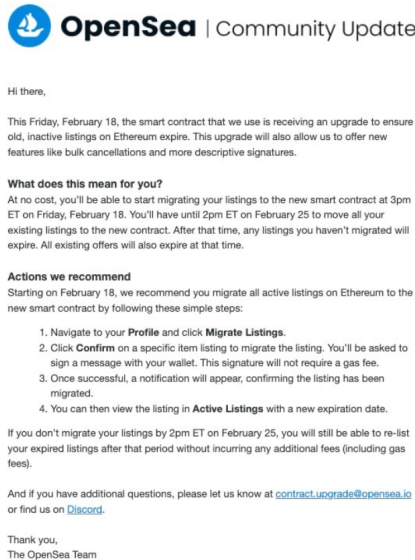


Figure 9: An example of the forged phishing email which notifies users to migrate sell orders due to the upgrade of OpenSea.

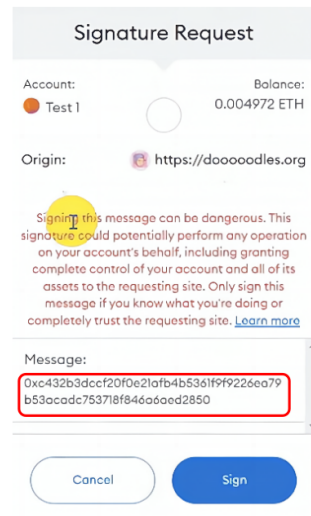


Figure 10: The interface of wallet as seen by users, where the data to be signed is a hexadecimal string.

**Step 2: The attacker invokes OpenSea contract to steal NFTs.**

After obtaining the signature, the scammer, acting as the buyer, performs order matching by calling the *atomicMatch* function of the OpenSea contract, which in turn calls the *atomicMatch* function as shown in Figure 8. In this function, the parameters are the orders and signatures of the buyer and seller. When the phishing account

as a buyer call this function, the buyer's order is first verified, and as long as the order built by the buyer has not expired, it will pass successfully. Next, it verifies the seller's order and signature. As long as the seller's order has not expired or been cancelled, the scammer will be able to buy the victim's NFTs hanging on OpenSea at the price in the signature.

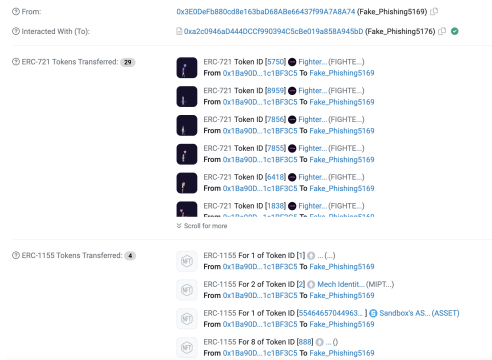


Figure 11: A transaction record of the pattern of OpenSea signature fraud.



Figure 12: A log of the event *OrdersMatched* from Etherscan.

In a real-world case of deceptive signature, the phisher lures users to visit the phishing link by forging a phishing email informing them to migrate the sell order under the pretext of OpenSea upgrade (as the example shown in Figure 9). Figure 10 shows the interface of wallet as seen by users, where the data to be signed is a hexadecimal string. Figure 11 shows a transaction record of this pattern. After the victim *0x1Ba9* was deceived into signing by phisher *Fake\_Phishing5169*, the phisher bought 29 ERC721 tokens and 4 ERC1155 tokens at a transaction price of 0 ETH. From Etherscan's event logs, the *OrdersMatched* event triggered by the *atomicMatch* function of the OpenSea contract can be queried, as is shown in Figure 12.

## 5.2 Authorization Fraud

The second pattern of NFT phishing is that scammers establish phishing websites to deceive users into granting them authorization. These phishing websites are mainly designed to imitate the domain name and content of official websites of NFT projects in almost the same way, including: 1) changing the top-level domain name of the original official website; 2) adding words or symbols to the main domain name; 3) adding subdomains for obfuscation.

Scammers hijack social media platform servers such as Discord, Twitter and Instagram, posting phishing links or fraudulent links for fake airdrops to lure users. After users click on the link and enter the phishing website, they are usually required to connect their wallet to check their wallet balance (to ensure profitability) before being subjected to subsequent fraudulent activities.

Specifically, after the user connects the wallet, the phishing website will require the user to execute the *approve* or *setApprovalForAll* function in the ERC721 contract to authorize a single NFT or all NFTs to the scammer. Figure 13 shows an example of the interface of wallet which contains the function *setApprovalForAll*. The *approve* function only requires that the authorized account not to be the owner of the NFT and that the function caller is the owner of the NFT. Once these two conditions are met, this function calls the *\_approve* function to execute the actual authorization operation, triggering the *Approval* event to authorize the execution of a single NFT. The *setApprovalForAll* function operates similarly by calling the *\_setApprovalForAll* function to execute the actual authorization operation. The *ApprovalForAll* event is triggered by checking that the owner of the NFT is not the authorized account. The mentioned functions *setApprovalForAll* and *\_setApprovalForAll* are shown in Figure 14.

After the scammer obtains authorization, he can call the *transferFrom* or *safeTransferFrom* function to transfer



the NFTs from the victim's account, as is shown in Figure 15. In this way, the scammer can transfer the NFTs from the victim's account to his own account, successfully committing the fraud.

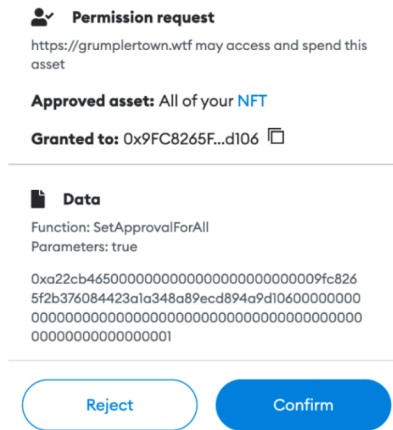


Figure 13: An example of the interface of wallet which contains the function *setApprovalForAll*.

```

/**
 * @dev See (IERC721-setApprovalForAll).
 */
function setApprovalForAll(address operator, bool approved) public virtual override {
    _setApprovalForAll(_msgSender(), operator, approved);
}

/**
 * @dev Approve `operator` to operate on all of `owner` tokens
 *
 * Emits a (ApprovalForAll) event.
 */
function _setApprovalForAll(
    address owner,
    address operator,
    bool approved
) internal virtual {
    require(owner != operator, "ERC721: approve to caller");
    _operatorApprovals[owner][operator] = approved;
    emit ApprovalForAll(owner, operator, approved);
}

```

Figure 14: The function *setApprovalForAll* and the function *\_setApprovalForAll*.

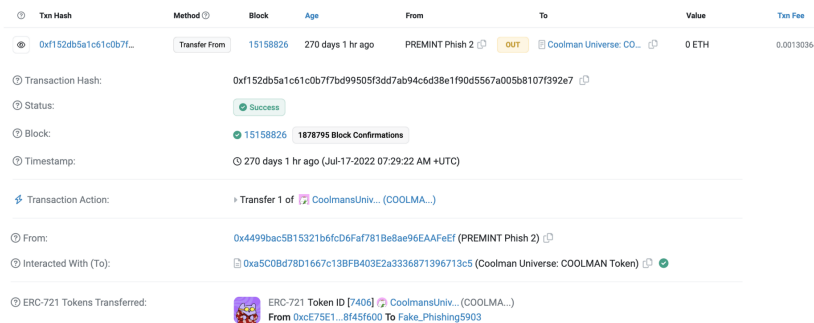


Figure 15: An example of the scammer calling the *transferFrom* function to transfer the NFTs from the victim's account.

### 5.3 Stealing Login Credentials

Private key and mnemonic are both login credentials, with any one of them, scammers can access the victim's account and transfer NFTs to their own wallets. Private key determines the ownership of digital assets. Possessing the private key allows one to freely dispose of the corresponding digital assets in the wallet. The private key is composed of 64 hexadecimal characters generated by the encryption algorithm. However, due to the complexity of storing and remembering private keys in this form, they are often converted into a form of several common English words to facilitate memory, known as mnemonic. In other words, mnemonic is another form of private key.

In this pattern, scammers often use the following means: 1) pretending to be administrators of social platforms such as Discord, sending private messages to members in bulk to help solve problems or sending false phishing websites claiming to offer free NFTs to lower users' vigilance and try to lure them into giving away their mnemonics, as the example shown in Figure 16; 2) using malicious npm packages to poison and steal mnemonics of victims. Since the npm package uploaded on npmjs.com does not need to be audited, and the

basic information of the package can be filled in arbitrarily, attackers can construct malicious npm packages and forge the basic information of the npm package to confuse users. After victims install the “*opensea-wallet-provider*” npm package and then use mnemonics, the malicious npm package will automatically send the mnemonics to the attacker’s server through network transmission, thus stealing the mnemonics of the victim.

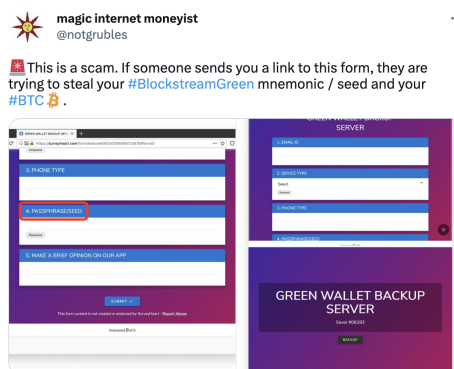


Figure 16: An example of promoting fake phishing links to steal mnemonics of victims.

After obtaining login credentials, the scammer can randomly transfer all types of tokens from the victim’s wallet, including Ether, fungible tokens and NFTs. Figure 17 shows the transaction records of the scammer *Fake\_Phishing4938* transferring ERC-721 tokens and ERC-20 tokens of the victim *0x925d* to his own wallet after acquiring the victim’s mnemonics.

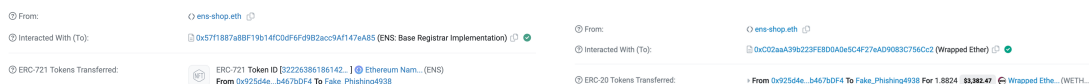


Figure 17: The transaction records of the scammer *Fake\_Phishing4938* transferring ERC-721 tokens and ERC-20 tokens of the victim *0x925d* to his own wallet after acquiring the victim’s mnemonic.

## 5.4 Fraudulent Transaction

This pattern of fraud is characterized by the victim directly transferring an NFT or NFTs to the scammer’s wallet without any other gains. A typical scenario is that the scammer pretends to be a buyer to conduct OTC transaction with the user, the scammer does not complete the payment but tells the user that “his payment has been made and there is a delay in the system”, and urges the user to transfer NFT to the scammer’s account by faking a screenshot of a successful payment transaction.

The transaction behavior exhibited in this fraud pattern is different from that of stealing login credentials. Although the initiator of the transaction in both patterns is shown as the victim, the difference between the two is that in this pattern, it is the victim who actively transfers NFTs to the other side, and the number of NFTs transferred is usually around one to two; whereas in the pattern of stealing login credentials, it is the phisher who accesses the victim’s account with the stolen key to transfer NFTs, and usually transfers all types of tokens from the victim’s wallet, with the number of tokens transferred being relatively large.

## 6 Measurement Study

In this section, based on 469 NFT phishing accounts collected up until October 2022 from multiple channels, we perform a measurement study of on-chain transaction data crawled from Etherscan to characterizing NFT phishing scams by analyzing the modus operandi and preferences of NFT phishing scammers, as well as economic impacts and whereabouts of stolen NFTs.

## 6.1 Pattern Analysis

By log parsing and transaction record parsing, we classify NFT phishing transactions into one of the four patterns. We obtain the number of victims, phishers, stolen NFTs and transactions involved in each pattern, as is shown in Table 2. A phisher typically lures multiple victims, and steal multiple NFTs in several transactions. Among them, the number of victims and stolen NFTs in the pattern of fraudulent transaction are relatively small, i.e., it is relatively rare for a user to actively transfer an NFT to a phisher without any gain. This is also in line with reality, after all, the initiative to transfer precious NFTs to others is a move that most users would think twice about. The two patterns of deceptive signature and authorization fraud, both of which have around 1,800 victims, show that many users still lack basic security awareness of Ethereum transactions, and lack vigilance or may even be completely ignorant of blind signature and authorization operations. Moreover, the number of stolen NFTs in these two patterns are much larger than the number of corresponding victims, which indicates that phishers often covet multiple NFTs in victims’ wallets and successfully transfer them after obtaining users’ signature and authorization. It must be mentioned that stealing login credentials is still widely used by phishers in NFT trading scenarios, where 8,912 NFTs were stolen, causing serious financial losses.

Table 2: Statistics on the number of victims, phishers, stolen NFTs and transactions involved in each pattern.

Pattern	# Victims	# Phishers	# Stolen NFTs	# Txns
Deceptive Signature	1,858	102	5,084	1,943
Authorization Fraud	1,814	148	4,659	4,561
Stealing Login Credentials	2,544	314	8,912	8,817
Fraudulent Transaction	719	138	859	770

## 6.2 The Category, Series and Number of Stolen NFTs

For NFTs issued by OpenSea, we have access to their categories, including collectibles, domain names, art, gaming, music, *etc.* Based on the address of token contract, we make statistics on the number and categories of stolen NFTs, as shown in Figure 18. We can see that scammers mostly favor NFTs of the *Collectibles* category, which is inseparable from the rarity and high value of collectibles. Figure 19 shows the *power-law* distribution of stolen NFTs, which indicates that a few types have a large number of stolen NFTs, implying that scammers are more inclined to steal certain specific types of NFTs.

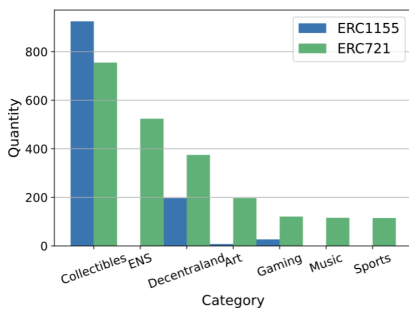


Figure 18: Statistics on the number and categories of stolen NFTs.

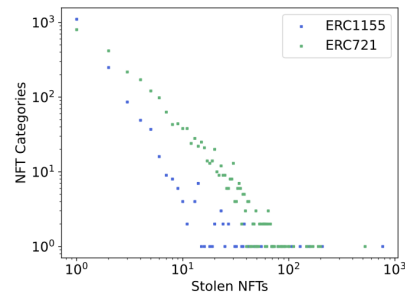


Figure 19: The the number and categories of stolen NFTs follow a *power-law* distribution.

NFTs of the same series share similar characteristics such as theme and limited availability, but also with unique variations from each other. Therefore, we also subdivide them from the perspective of NFT series to see the difference in the stolen number of them. We select the series with relatively large number of stolen NFTs, as

shown in Table 3. We can see that scammers prefer the current popular, high value, rare NFT series. This also indicates from the side that scammers have filtered the victim group before designing phishing scams and are particularly jealous of those with NFTs of high market value.

Table 3: Statistics on the series with a large number of stolen NFTs.

NFT Series	# NFTs	Full name
ENS	524	Ethereum Name Service
AZUKI	360	Azuki
SANDBOX	302	The Sandbox
OTHR	200	Otherdeed
VF2	175	VeeFriends Series 2
TSC	162	Toxic Skulls Club
LL	150	Parallel: LL Token
CryptoSimeji	147	CryptoSimeji
ADI	134	adidas Originals: Into the Metaverse
UNI-V3-POS	111	Uniswap V3: Positions NFT
MAYC	102	MutantApeYachtClub
BAYC	102	BoredApeYachtClub
RAYC	100	RareApepeYachtClub

### 6.3 Active Period of Phishing Accounts

We crawl the timestamps of all ERC721 transactions with phishing accounts using *txs\_eth\_bfs*. The block number of ERC1155 transactions is crawled using *alchemy\_getAssetTransfers*, and then the timestamps of transactions are crawled using *eth\_getBlockByNumber*. The distribution of active times of phishing accounts is shown in Figure 20.

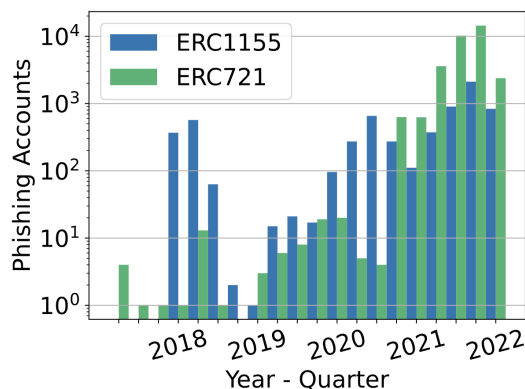


Figure 20: The distribution of active times of phishing accounts.

As can be seen from the figure, NFT phishers became active again in early 2021 and showed a continuous trend of high activity, which corresponds to the prosperity of the NFT market. In early 2021, the NFT digital art collection “*Everydays: The First 5,000 Days*” was sold for \$69.3 million [10], bringing NFTs back into the public eyes. By 2022, NFTs had achieved remarkable results in applications of the metaverse, gaming and other fields, and a group of star NFT projects such as *BAYC* have emerged [13]. The value and popularity of NFTs continues to expand, attracting large numbers of investors, and at the same time becoming the target of phishers again.

## 6.4 The Amount of Stolen NFTs

Each NFT has a unique identifier that can be traced, and market supply and demand can cause significant fluctuations in the price of NFTs. Therefore, phishers can only sell the stolen NFTs on exchanges to determine their price and make a profit. Phishers usually exchange NFTs for fungible tokens such as *ETH* and *WETH*. For all NFT transactions (including ERC721 and ERC1155) based on phishing addresses, we crawl all external transactions (NFTs exchanged for *ETH*) and internal transactions (NFTs exchanged for ERC20 tokens) corresponding to these transactions, and calculate the total amount of stolen NFTs, as shown in Table 4. Based on the number of transactions in which stolen NFTs are exchanged for different fungible tokens, scammers tend to exchange most of stolen NFTs into *ETH* or *WETH*, which is related to the low risk and stable value of *ETH* and *WETH*.

Table 4: Statistics on the amount of different types of fungible tokens exchanged by NFTs and the corresponding number of transactions.

Type	Token Category									
	ETH	WETH	GALA	USDC	WRAB	APE	DONUT	IMP	MANA	MATIC
ERC1155 Txn	600,258	219,043	3,391,975	2,980,690	2,182,890	-	-	-	-	-
ERC721 Txn	3,458,890	4,580,240	-	-	-	64,826,800	17,455,900	70	9,950	165,247
Total Txns	2512	2787	2	3	6	2	2	5	2	2

## 6.5 Sell, Gift-out or Remain

Generally, there are three whereabouts of stolen NFTs: *Sell*, *Gift-out* or *Remain*. We respectively obtain the statistics of three whereabouts under ERC1155 transaction and ERC721 transaction, including the number of transactions, the number of stolen NFTs and the amount obtained by selling NFTs, as is shown in Table 5. A total of 19,514 NFTs are stolen by scammers. Among them, 31.95% are sold directly, earning a total profit of 8,858.431 ETH. Phishers choose to transfer 57.50% NFTs to their accomplices for further operations. The remaining 10.56% are held by phishers in their own wallets, mainly because the market price of these NFTs does not satisfy them and they choose to wait for better opportunities. We also filter the *top-10* phishing accounts that make the most profit of selling NFTs, as shown in Table 6. It is worth noting that the *top-5* phishing accounts have been marked by Etherscan as phishing scam addresses. Among them, the most profitable phishing address has exchanged NFTs 1,180 ETH, which is about 2.125 million dollars.

Table 5: Statistics on three whereabouts under ERC1155 transaction and ERC721 transaction, including the number of transactions, the number of stolen NFTs and the amount obtained by selling NFTs.

Type	ERC1155 Txn			ERC721 Txn		
	# Txns	# Stolen NFTs	Amount	# Txns	# Stolen NFTs	Amount
Sell	683	722	819,301 ETH	4,716	5,512	8,039.130 ETH
Gift-out	1,039	1,882	-	5,848	9,338	-
Remain	-	984	-	-	1,076	-

Table 6: The *top-10* phishing accounts that make the most profit of selling NFTs.

Serial No.	Phishing Address	Amount (/ ETH)
1	0x3e0defb880cd8e163bad68abe66437f99a7a8a74	1,180
2	0x8c7934611b6ad70fbea13a1593de167a4689b9a9	765
3	0x6f7a49da0f184509814039956137dad9ccda4f8	655
4	0x0e2fc0b302bde3110858cd882cfc9690e67e2d13	390
5	0x3dd59de66e2ad31a7d663df977ddd6e5f2a5f6b6	338
6	0x5d97eef1148d47db3ced0dd7f6f508f38ea778f4	273
7	0x63748140c409b490952c37dae5a60715bf915129	267
8	0x864875aef79b107221bee89c8ff393bd2b666d96	263
9	0xad7f8558b504927ecc1c00015ef5fb7d0c0b59ed	218
10	0xef4b003f13e67f307e7f0f43838cecee53a57dfd	194

## 6.6 Exchange Distribution

Scammers exchange the stolen NFTs into other types of cryptocurrencies on exchanges. We have made statistics on the amount of tokens exchanged on different exchanges, as shown in Figure 21. We also find that most scammers choose to sell NFTs on the OpenSea trading platform, which is related to the fact that OpenSea is the largest NFT trading platform in the world.

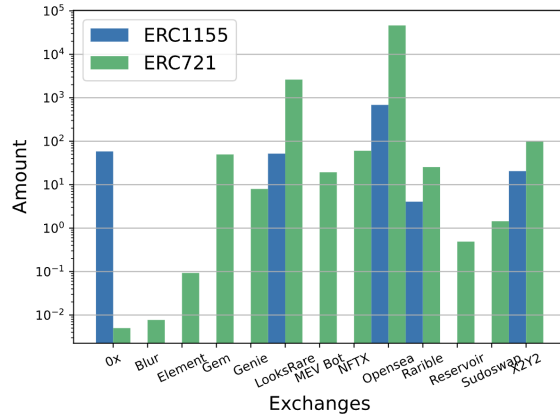


Figure 21: Statistics on the amount of tokens exchanged on different exchanges.

## 7 Conclusion

In this paper, we are the first to conduct case retrospective analysis of NFT phishing attacks. We provided an in-depth analysis of fraud techniques and working principles behind each pattern, in order to increase users' understanding of elaborate phishing scams and improve the awareness of risk prevention. Further, we performed a measurement study of on-chain transaction data to characterize NFT phishing scams by analyzing the modus operandi and preferences of NFT phishing scammers, as well as economic impacts and whereabouts of stolen NFTs. We hope that more scholars will pay attention to NFT ecosystem security.

## References

- [1] Weili Chen and Zibin Zheng. Blockchain Data Analysis: A Review of Status, Trends and Challenges. *IEEE Access*, 9:66660–66675, 2021.
- [2] Mingxiao Du, Xiaofeng Ma, Zhe Zhang, and et al. A review on consensus algorithm of blockchain. In *Proceedings of the 2017 IEEE International Conference on Systems, Man, and Cybernetics*, pages 2567–2572. IEEE, 2017.

- [3] Daniel Davis Wood. Ethereum: A Secure Decentralized Generalised Transaction Ledger, 2014. <http://cryptochainuni.com/wp-content/uploads/Ethereum-A-Secure-Decentralised-Generalised-Transaction-Ledger-Yellow-Paper.pdf>.
- [4] Xin Wang, Qinfeng Shi, and Jie Cheng. Dive Into Ethereum. Mechanical Industry Press, 2018.
- [5] Bo Meng, Jiabing Liu, Qin Liu, Xiaoxiao Wang, Xurui Zheng, and Dejun Wang. Survey of smart contract security. *Chinese Journal of Network and Information Security*, 6(3):1–13, 2020.
- [6] Zigui Jiang, Kai Chen, Hailin Wen, and Zibin Zheng. Applying blockchain-based method to smart contract classification for CPS applications. *Digital Communications and Networks*, 8(6):964–975, 2022.
- [7] Ting Chen, Zihao Li, Yufei Zhang, Xiapu Luo, Ang Chen, Kun Yang, Bin Hu, Tong Zhu, Shifang Deng, Teng Hu, Jiachi Chen, and Xiaosong Zhang. DataEther: Data Exploration Framework For Ethereum. In *Proceedings of the 2019 IEEE 39th International Conference on Distributed Computing Systems (ICDCS)*, pages 1369–1380. IEEE, 2019.
- [8] Qin Wang, Rujia Li, Qi Wang, and Shiping Chen. Non-Fungible Token (NFT): Overview, Evaluation, Opportunities and Challenges. *ArXiv*, abs/2105.07447, 2021.
- [9] What is Cryptopunk? Why Are They So Expensive? Accessed 7 April 2023. <https://zipmex.com/learn/cryptopunk-explained>.
- [10] JPG File Sells for \$69 Million, as ‘NFT Mania’ Gathers Pace. Accessed 7 April 2023. <https://www.nytimes.com/2021/03/11/arts/design/nft-auction-christies-beeples.html>.
- [11] Andrew Hayward. NFT Sales in 2022 Nearly Matched the 2021 Boom, Despite Market Crash. Accessed 7 April 2023. <https://decrypt.co/118438/2022-versus-2021-nft-sales>.
- [12] Wenxi Wang, Fang Zhou, Wan Yueliang, and Ning Huansheng. A survey of metaverse technology. *Chinese Journal of Engineering*, 44(220115-0003):744, 2022.
- [13] PeckShield Blockchain Eco-Security Company. Web3 Industry Safety Report (2022 Annual Report). Accessed 7 April 2023. <https://peckshield.com/static/pdf/2023.pdf>.
- [14] Xi Fu, Hui Li, and Xingwen Zhao. Survey on phishing detection research. *Chinese Journal of Network and Information Security*, 6(5):1–10, 2020.
- [15] Bradley Robinson. Governance on, with, behind, and beyond the Discord platform: A study of platform practices in an informal learning context. *Learning, Media and Technology*, 48(1):81–94, 2023.
- [16] Measuring engagement on twitter using a composite index: An application to social media influencers. *Journal of Informetrics*, 16(4):101323, 2022.
- [17] Twitter account PeckShieldAlert. Accessed 7 April 2023. <https://twitter.com/PeckShieldAlert/status/1585459689336508416>.
- [18] SlowMist Blockchain Eco-Security Company. NFT Anti-fishing Finger North: How to choose an anti-fishing plug-in. Accessed 7 April 2023. [https://mp.weixin.qq.com/s/HPe1WNUH6-T\\_nAAK-8krA](https://mp.weixin.qq.com/s/HPe1WNUH6-T_nAAK-8krA).
- [19] Hanna Kim, Jian Cui, Eugene Jang, Chanhee Lee, Yongjae Lee, Jin-Woo Chung, and Seungwon Shin. DRAINCLoG: Detecting Rogue Accounts with Illegally-obtained NFTs using Classifiers Learned on Graphs. In *Proceedings of the ACM Conference (Conference’17)*. ACM, 2023.
- [20] Dabao Wang, Hang Feng, Siwei Wu, Yajin Zhou, Lei Wu, and Xingliang Yuan. Penny Wise and Pound Foolish: Quantifying the Risk of Unlimited Approval of ERC20 Tokens on Ethereum. In *Proceedings of the 25th International Symposium on Research in Attacks, Intrusions and Defenses*, page 99–114. ACM, 2022.
- [21] Jiajing Wu, Jieli Liu, Dan Lin, and Zibin Zheng. Blockchain transaction networks: A survey. *Acta Scientiarum Naturalium Universitatis Sunyatseni*, 60(5):1–12, 2021.

- [22] Marco Di Angelo and Gerald Salzer. Identification of Token Contracts on Ethereum: Standard Compliance and Beyond. *International Journal of Data Science and Analytics*, 11(3):239–257, 2021.
- [23] Simone Casale Brunet, Paolo Ribeca, Peter Doyle, and Marco Mattavelli. Networks of Ethereum Non-Fungible Tokens: A graph-based analysis of the ERC-721 ecosystem. In *Proceedings of the 2021 IEEE International Conference on Blockchain*, pages 188–195. IEEE, 2021.
- [24] Emerson Wang. SoK: Tokenization on Blockchain. In *Proceedings of the 2021 IEEE International Conference on Blockchain and Cryptocurrency*, pages 1–15, 2021.
- [25] Weili Chen, Tuo Zhang, Zhiguang Chen, Zibin Zheng, and Yutong Lu. Traveling the token world: A graph analysis of Ethereum ERC20 token ecosystem. In *Proceedings of the Web Conference 2020*, page 1411–1421. ACM, 2020.
- [26] Weilin Zheng, Bo Liu, Hong-Ning Dai, Zigui Jiang, Zibin Zheng, and Muhammad Imran. Unravelling Token Ecosystem of EOSIO Blockchain. *arXiv preprint arXiv:2202.11201*, 2022.
- [27] Dipanjan Das, Priyanka Bose, Nicola Ruaro, Christopher Kruegel, and Giovanni Vigna. Understanding Security Issues in the NFT Ecosystem. In *Proceedings of the 2022 ACM SIGSAC Conference on Computer and Communications Security*, page 667–681. ACM, 2022.
- [28] Weili Chen, Xiongfeng Guo, Zhiguang Chen, Zibin Zheng, and Yutong Lu. Phishing Scam Detection on Ethereum: Towards Financial Security for Blockchain Ecosystem. In *Proceedings of the International Joint Conference on Artificial Intelligence*, pages 4456–4462, 2020.
- [29] Guolin Ke, Qi Meng, Thomas Finley, Taifeng Wang, Wei Chen, Weidong Ma, Qiwei Ye, and Tie-Yan Liu. LightGBM: A Highly Efficient Gradient Boosting Decision Tree. In *Proceedings of the International Conference on Advances in Neural Information Processing Systems*, page 3146–3154, 2017.
- [30] Jiajing Wu, Qi Yuan, Dan Lin, Wei You, Weili Chen, Chuan Chen, and Zibin Zheng. Who Are the Phishers? Phishing Scam Detection on Ethereum via Network Embedding. *IEEE Transactions on Systems, Man, and Cybernetics: Systems*, 52(2):1156–1166, 2022.
- [31] Vladimir Vapnik and Alexey Chervonenkis. A note on the class of perceptron. *Automation and Remote Control*, 24(1):30–40, 1964.
- [32] Sayak Roy, Dipanjan Das, Priyanka Bose, Christopher Kruegel, Giovanni Vigna, and Shirin Nilizadeh. Demystifying NFT Promotion and Phishing Scams. *arXiv preprint arXiv:2301.09806*, 2023.
- [33] Zhiying Wu, Jieli Liu, Jiajing Wu, and Zibin Zheng. TRacer: Scalable Graph-based Transaction Tracing for Account-based Blockchain Trading Systems. *IEEE Transactions on Information Forensics and Security*, 2023.