

Sliding suffix trees simplified

Laurentius Leonard¹[0000–0001–8477–7033],
 Shunsuke Inenaga²[0000–0002–1833–010X],
 Hideo Bannai³[0000–0002–6856–5185], and
 Takuya Mieno⁴[0000–0003–2922–9434]

¹ Department of Information Science and Technology, Kyushu University, Japan
`laurentius.leonard.705@s.kyushu-u.ac.jp`

² Department of Informatics, Kyushu University, Japan
`inenaga.shunsuke.380@m.kyushu-u.ac.jp`

³ M&D Data Science Center, Tokyo Medical and Dental University (TMDU), Japan
`hdbn.dsc@tmd.ac.jp`

⁴ Department of Computer and Network Engineering, University of
 Electro-Communications, Japan `tmieno@uec.ac.jp`

Abstract. Sliding suffix trees (Fiala & Greene, 1989) for an input text T over an alphabet of size σ and a sliding window W of T can be maintained in $O(|T| \log \sigma)$ time and $O(|W|)$ space. The two previous approaches that achieve this can be categorized into the credit-based approach of Fiala and Greene (1989) and Larsson (1996, 1999), or the batch-based approach proposed by Senft (2005). Brodnik and Jekovec (2018) showed that the sliding suffix tree can be supplemented with *leaf pointers* in order to find all occurrences of an online query pattern in the current window, and that leaf pointers can be maintained by credit-based arguments as well. The main difficulty in the credit-based approach is in the maintenance of index-pairs that represent each edge. In this paper, we show that valid edge index-pairs can be derived in constant time from leaf pointers, thus reducing the maintenance of edge index-pairs to the maintenance of leaf pointers. We further propose a new simple method which maintains leaf pointers without using credit-based arguments. Our algorithm and proof of correctness are much simpler compared to the credit-based approach, whose analyses were initially flawed (Senft 2005).

1 Introduction

The suffix tree [13] is a well-known and powerful string indexing data structure with a myriad of applications [4]. Among the variations of the suffix tree is the sliding suffix tree, proposed by Fiala and Greene [3], which has important applications in data compression [3, 6, 7] including the original variant of the Lempel-Ziv 77 compression [14]. The sliding suffix tree is the suffix tree of the sliding window W , a non-empty suffix of a growing input text, where the window size $|W|$ is fixed. Maintaining sliding suffix trees thus necessitates deletions of nodes on top of the usual operations required for the classical suffix tree construction. Additionally, there is the problem of maintaining up-to-date

representations of edges, which is where the difficulty lies: Each edge is typically represented by an index-pair indicating the position interval of its label in the text. In sliding suffix trees, however, index-pairs can eventually point to positions outside the window as the window moves forward. This would cause the label of the edge to become irretrievable, as we generally only want to keep the last $|W|$ symbols in memory to achieve $O(|W|)$ space.

Maintaining the sliding suffix trees is thus a non-trivial task, as seen in its history: The first approach was proposed by Fiala and Greene [3], but its misuse of McCreight’s suffix tree construction algorithm [8] requires super-linear time [6]. Larsson [6, 7] instead extended Ukkonen’s online construction algorithm [12] for maintaining the sliding suffix tree, where the edge updates were done with the credit-based approach borrowed from Fiala and Greene [3]. The correctness proof by Larsson for his algorithm was however flawed, and a modified proof was later given by Senft [10]. We call Larsson’s algorithm as the *credit-based approach*. To avoid involved credit-based arguments, Senft [10] also proposed a simpler alternative, which we call the *batch-based approach*, that works with overlapping blocks of size $2|W|$ over the text T , shifts a window W in each block, and reconstructs the suffix tree each time we move on to the next block. The weakness of Senft’s batch-based approach is that, while the edge index-pairs are always in the $2|W|$ -size block, they can become out-of-date for the current window W as the window moves forward in the block. Both approaches run in $O(|T| \log \sigma)$ total time with $O(|W|)$ working space, where σ is the alphabet size.

The version of the suffix tree maintained by the aforementioned methods is a so-called *Ukkonen tree* in which the suffixes that have internal occurrence(s) in the current text window are not represented by the leaves. We recall that a classical method of appending a terminal symbol $\$$ to the right-end of the window, which is usually done for offline pattern matching, leads to a worst-case quadratic time complexity for the online variants including our sliding window model. Brodnik and Jekovic [2] showed that by augmenting the sliding suffix tree with *leaf pointers*, which connect each internal node to an existing leaf in its subtree, one can perform online pattern matching in $O(|P| \log \sigma + occ)$ time with $O(|W|)$ working space, where P is a query pattern and occ is the number of *all* occurrences of P in the current window. Brodnik and Jekovic [2] claimed that the credit-based algorithm can be extended to maintain leaf pointers without increasing the time complexity. Consequently, any known methods for online pattern matching in the sliding suffix tree require the involved credit-based arguments.

In this paper, we show that valid edge index-pairs in the sliding suffix tree can be derived from leaf pointers in constant time, thus maintaining the edge index-pairs is no longer necessary if leaf pointers are maintained. We then propose a new algorithm which maintains leaf pointers in $O(|T| \log \sigma)$ total time and $O(|W|)$ space, without using credit-based arguments at all. Both our method and its proof are quite simple compared to the aforementioned existing alternatives. Our algorithm is conceptually simple compared to other text indexing data

structures for sliding windows as well, including the CDAWG [5], the truncated suffix tree [9], and the data structure recently proposed by Bille et al. [1].

2 Preliminaries and definitions

Let Σ be an alphabet of size σ . An element of the set Σ^* is a string. The length of a string w is denoted by $|w|$. For a string $w = pts$, p , t , and s are called a *prefix*, *substring*, and *suffix* of w , respectively. The *longest repeating suffix* of w is the longest suffix of w that occurs at least twice in w , and the *longest repeating prefix* of w is the longest prefix of w that occurs at least twice in w . $w[i]$ denotes the i -th symbol of string w for $1 \leq i \leq |w|$, and $w[i..j]$ denotes the substring $w[i]w[i+1] \cdots w[j]$ of string w for $1 \leq i \leq j \leq |w|$.

The suffix tree [4, 13] of a string T is the compacted trie of all suffixes of T . Each edge is labeled by a non-empty substring of T and the labels of all outgoing edges of the same node begin with distinct symbols. Any substring w of T can be associated with a corresponding location (either on a node or a position on an edge) in the suffix tree where the concatenated path label from the root to the location is w . Depending on the context, we will use strings and their location in the suffix tree interchangeably. It is well-known that Ukkonen's algorithm [12] constructs the suffix tree of a string T in $O(|T| \log \sigma)$ time in an online manner, such that the suffix tree of $T[1..i]$ is created during iteration i . In this suffix tree for $T[1..i]$, each edge label is represented by an index-pair $\langle \ell, r \rangle$ such that the label of the edge matches $T[\ell..r]$ with $1 \leq \ell \leq r \leq i$.

For an online text $T[1..i]$ with growing $i = 1, 2, \dots, n$, the sliding suffix tree [2, 3, 10] is the suffix tree for the sliding window $W_i = T[\ell_i..r_i]$, a non-empty suffix of $T[1..i]$ where $r_i = i$, $\ell_i = i - |W_i| + 1$, and the window size $i - \ell_i + 1$ is fixed. For the rest of this paper, we will simply write W instead of W_i when there is no risk of confusion. We denote by $leaf(k)$ the leaf node where the string $T[k..r_i]$ is located. Fig. 1 shows an example of how a sliding suffix tree changes between two iterations. On the left side of Fig. 1, strings **a**, **abaca** and the empty string are considered to be located on nodes, while strings **bac**, **c** are considered to be located on edges.

Generally, we only store the last $|W|$ symbols of T to achieve $O(|W|)$ memory, as done in the credit-based approach. Thus, any edge whose index-pair contains an index $k < \ell_i$, or in other words any edge with an index-pair corresponding to an occurrence of the edge-label that is no longer entirely inside the window, needs to be updated to a *fresh* index-pair $\langle \ell, r \rangle$ s.t. $[\ell..r] \subseteq [\ell_i..r_i]$.

While Larsson's algorithm performs updates to ensure that all edges remain fresh, Senft's batch-based algorithm works by allowing non-fresh index-pairs to remain usable for a bit longer: Namely, it works by storing the last $2|W| - 1$ symbols instead of $|W|$ and the requirement is relaxed so that each edge index-pair $\langle \ell, r \rangle$ only needs to fulfill $[\ell..r] \subseteq (\ell_i - |W|..r_i]$. This can then be easily accomplished by reconstructing the suffix tree after every $|W|$ iterations; after each reconstruction, any edge index-interval $\langle \ell, r \rangle$ must fulfill $[\ell..r] \subseteq [\ell_i..r_i]$, so the index-pair will fulfill the relaxed condition up to the iteration before the next

reconstruction even without any updates, as ℓ_i only increases by up to $|W| - 1$ before the next reconstruction.

A *leaf pointer* on a suffix tree is defined as a pointer from each internal node to any of its descendant leaf. They were proposed by Brodnik and Jekovic [2] for their use in online pattern matching. Unlike with regular suffix trees, maintaining them for a sliding suffix tree is not a trivial task, for which they proposed a method that extends Larsson's algorithm. Fig. 2 shows configuration examples of leaf pointers.

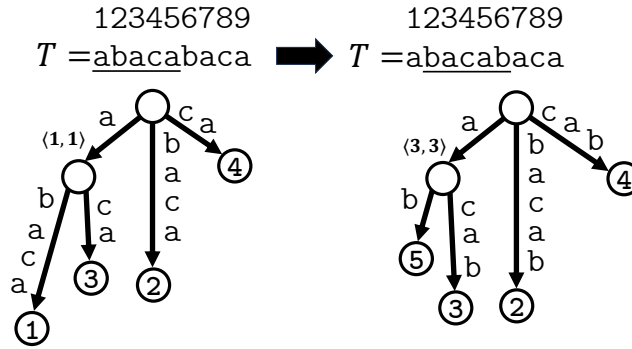


Fig. 1: Sliding suffix tree across two iterations with $T = \text{abacabaca}$ and $|W| = 5$. $\text{leaf}(1)$ is deleted in the second iteration due to its corresponding suffix abaca , which would grow into abacab , not existing in the new window. The edge labeled a shows an example of an edge whose index-pair becomes outdated; if it was represented by $\langle 1, 1 \rangle$ in the first iteration, an update is required as the index 1 contained in the interval is no longer inside the window.

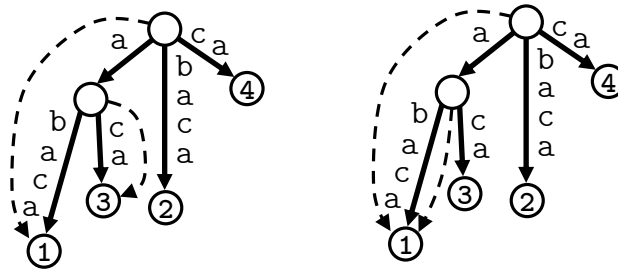


Fig. 2: Two possible configurations of leaf pointers for the suffix tree of abaca . The dashed lines depict leaf pointers.

3 Getting fresh index-pairs from leaf pointers

Provided leaf pointers are maintained, we can find a fresh index-pair of any edge $u \rightarrow v$ in constant time as follows: Traverse the leaf pointer from $v = ux$ to some descendant leaf $leaf(\ell_w)$. The leaf is not yet deleted, meaning the suffix $T[\ell_w..|r_i|]$ must occur inside the window, and so does the contained ux occurrence at ℓ_w . Thus, $\langle \ell_w + |u|, \ell_w + |u| + |x| - 1 \rangle$ is a fresh index-pair of $u \rightarrow v$. Additionally, it is also *strongly fresh* in the sense that its preceding u at start-index ℓ_w must also be inside the window.

The following theorem immediately follows:

Theorem 1. *Assume the leaf pointers for each internal node are maintained. Then, for any edge $u \rightarrow v$, we can obtain in $O(1)$ time an index-pair $\langle \ell, r \rangle$ such that $T[\ell..r]$ matches the edge's label, and $[\ell - |u|..r] \subseteq [\ell_i..r_i]$.*

The opposite is not necessarily true: even if the edge $u \rightarrow v$ with index-pair $\langle \ell, r \rangle$ is a fresh edge in the weak sense, i.e., $[\ell..r] \subseteq [\ell_i..r_i]$, we cannot use the opposite of the above method to obtain a leaf pointer. We can obtain the start-index $\ell - |u|$, but the corresponding $leaf(\ell - |u|)$ may already be deleted, i.e., $\ell - |u| < \ell_i$ unless the edge is strongly fresh, which cannot be assumed for sliding suffix trees construction algorithms in general. Fig. 3 illustrates the relationship between u, v , and $leaf(\ell_w)$.

Example 1. Let $W = \text{abczabcxxabcxxz}$ and $T = PW$ for some $P \in \Sigma^*$, $u = \text{abc}$, $v = ux = \text{abcxx}$. Then, u and v are branching nodes. Regardless of the content of P , we can get an index-pair of the edge $u \rightarrow v$ with label $x = \text{xx}$ as follows: Traverse the leaf pointer from v to arrive at one of its descendant leaves, say, $leaf(\ell_i + 4)$ corresponding to the suffix abcxxabcxxz . Then, we obtain the index-pair $\langle \ell_i + 4 + |u|, \ell_i + 4 + |u| + |x| - 1 \rangle = \langle \ell_i + 7, \ell_i + 8 \rangle$, which gives us the correct label as $W[8..9] = \text{xx}$, and is strongly fresh as not only the interval $[\ell_i + 7.. \ell_i + 8]$ is completely contained by the window, but also the interval $[\ell_i + 7 - |u|.. \ell_i + 8] = [\ell_i + 4.. \ell_i + 8]$, which includes the preceding $u = \text{abc}$. Fig. 4 shows the relevant part of the suffix tree of W , namely the locations starting with **a**.

4 Maintaining the sliding suffix tree with leaf pointers

In this section, we describe our method of maintaining the sliding suffix trees along with leaf pointers.

4.1 Maintaining the tree structure

To maintain the structure of the suffix tree itself, we use the same method used by the existing algorithms, except we do not maintain index-pairs of edges, as they are no longer necessary.

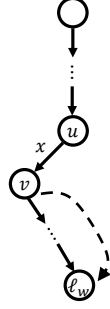


Fig. 3: A figure showing the relationship between u, v , and $leaf(\ell_w)$ in the context of computing the index-pair in the general case.

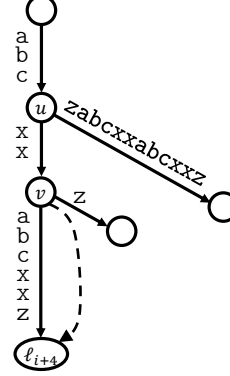


Fig. 4: The part of the suffix tree that starts with the symbol **a** in Example 1.

For the addition of new strings, simply use Ukkonen's algorithm. For the deletion of strings, we use the deletion method first proposed by Fiala and Greene [3], which is also used in Larsson's algorithm [6, 7] and summarized in Senft's paper [10]. Regardless, we give our version of the method's description below, as there are aspects, such as the proof of the time complexity when performed together with Ukkonen's algorithm, that are not presented in detail in existing literature.

Our task is to update the suffix tree of W into that of $W' = W[2..|W|]$. Let lrs and lrs' denote the longest repeating suffix of W and W' , respectively, and lrp denote the longest repeating prefix of W . Then, the update involves deleting the strings that occur in W but not in W' , namely prefixes of W that are longer than lrp . Since they all occur only once, they must be located on the same edge, namely the edge leading to $leaf(\ell_i)$. We also have the task of computing the location of lrs' , as the longest repeating suffix is used by Ukkonen's algorithm as the active point, as well as by our deletion method.

First, we establish that there are only two possibilities, as follows:

Lemma 1. *In the suffix tree of W , lrp is located either on the parent node of $leaf(\ell_i)$, or on the edge leading to $leaf(\ell_i)$.*

Proof. Since lrp is a prefix, it must be an ancestor of $leaf(\ell_i)$. Let u be the parent node of $leaf(\ell_i)$. Then, u is either a branching node or non-branching root node. lrp cannot be on a leaf since it is repeating, so it suffices to prove that lrp is not a proper prefix of u .

Here, u must be a prefix of W since it has $leaf(\ell_i)$ as a leaf descendant. If u is branching, it occurs at least twice and thus is a repeating prefix, so lrp cannot be a proper prefix of u . If u is the root and thus the empty string, clearly lrp cannot be a proper prefix of u . \square

Note that by contrast, lrs may be located on an edge other than the one leading to $leaf(\ell_i)$. Next, the following lemma characterize the two possibilities:

Lemma 2. *When lrp is non-empty, the following statements are equivalent:*

1. $lrs \neq lrs'$.
2. $lrs = lrp$ and lrs occurs exactly twice in W .
3. lrs' is the suffix of W (and equally of W') with length $|lrs| - 1$.
4. In the suffix tree of W , lrp is located on the edge leading to $leaf(\ell_i)$.
5. In the suffix tree of W , lrs is located on the edge leading to $leaf(\ell_i)$.

Proof. $lrs \neq lrs'$ iff lrs no longer occurs twice after deletion. Since only the first symbol is removed, this can only happen when lrs only occurs twice in W and lrs is a prefix of W , i.e., lrs occurs at start-index ℓ_i . Furthermore, lrs must be the exact same prefix as lrp : $|lrs| > |lrp|$ would contradict the longest property of lrp . On the other hand, if $|lrs| < |lrp|$, lrp being repeating must have an occurrence whose start-index is neither ℓ_i nor $r_i - |lrs| + 1$, but this occurrence also contains lrs , so lrs would have at least three occurrences, a contradiction. This proves $1 \Rightarrow 2$.

If $lrs = lrp$ and lrs occurs twice in W , it occurs only once in W' . Thus, the longest repeating suffix lrs' of W' must be some shorter suffix, proving $2 \Rightarrow 1$. Here, the suffix of length $|lrs| - 1$ must remain repeating in W' , giving us $1 \Leftrightarrow 3$.

Let $a = W[|lrp| + 1]$, i.e., the symbol that follows the occurrence of lrp as prefix of W . Statement 2 doesn't hold iff lrp occurs at start-index x such that $x > \ell_i$, $x \neq |W| - |lrs| + 1$. This occurrence must be followed by a symbol $b \in \Sigma$ that is distinct from a , i.e., $W[|lrp| + x] = b \neq a$, as otherwise it contradicts the longest property of lrp . Thus, statement 2 doesn't hold iff lrp is located on a branching node. By Lemma 1, we also have that, conversely, statement 2 holds iff lrp is located on an edge, meaning $2 \Leftrightarrow 4$.

$2 \Rightarrow 4$ trivially gives $2 \Rightarrow 5$ because of the $lrp = lrs$ condition. Conversely, if statement 5 holds, lrs has $leaf(\ell_i)$ as descendant, and so lrs must occur as a prefix of W , and thus $|lrs| \leq |lrp|$ due to the longest property of lrp . This means lrp must be located on the same edge leading to $leaf(\ell_i)$ at or below lrs , proving $5 \Rightarrow 4$. \square

For the corner case of when lrp is empty, the location of lrs is unaffected by the deletion. This is trivial if lrs is empty. Otherwise, if lrs is non-empty, lrs does not occur as a prefix, as otherwise there would be a non-empty repeating prefix, a contradiction. Since lrs is not a prefix, its number of occurrences cannot be reduced by the deletion, and thus $lrs = lrs'$.

After the above observations, it becomes clear that the following simple method suffices: Maintain a pointer to $leaf(\ell_i)$ and the occurrence count of each symbol in W as the window moves. If the symbol $W[\ell_i]$ occurs only once in W , lrp is empty and is thus on the root node. Otherwise, since Ukkonen's algorithm maintains the location of lrs , we can test statement 5 of Lemma 2 in constant time to locate lrp : on the same location as lrs if true, and on parent node of $leaf(\ell_i)$ if false.

If lrp is on the root node, simply delete the edge from root to $leaf(\ell_i)$.

If lrp is on an edge, by Lemmas 1 and 2 we have $lrp = lrs$. Then, we can compute the location of lrs' by using a suffix link in the same way as done in

Ukkonen’s algorithm. Next, we delete the prefixes longer than lrp simply by shortening the edge by changing $leaf(\ell_i)$ into $leaf(\ell_i + |lrp| - 1)$. Finally, update the active point for Ukkonen’s algorithm into the computed location of lrs' .

If lrp is on a non-root node, by Lemmas 1 and 2, lrp is located at the parent node v of $leaf(\ell_i)$. Since lrs doesn’t change after the deletion, we delete the edge $v \rightarrow leaf(\ell_i)$ right away. In case v has only one child remaining after deletion, say child node w , and v itself has parent u (i.e., v is not the root), we merge the edges $u \rightarrow v$ and $v \rightarrow w$ into $u \rightarrow w$ and delete the node v . Note that while the longest repeating suffix doesn’t change after deletion, it may be located on the edge $v \rightarrow w$ that undergoes merging, necessitating an update, for example when $W = \text{axazaz}$.

Next, we show that the time complexity remains $O(|T| \log \sigma)$ when the above method is executed in between iterations of Ukkonen’s algorithm. Using the terms of Dan Gusfield’s book [4], the whole algorithm consists of $|T|$ iterations called *phases*, each of which consists of several sub-iterations called *explicit extensions*, in which suffixes are explicitly inserted into the tree until the extension index equals the start-index of lrs , in which case “rule 3” applies and the phase ends. The time complexity is derived from the following key facts:

- In any two consecutive phases, there is at most one index where the same explicit extension is executed in both phases, bounding the number of explicit extensions by $2|T| \in O(|T|)$. This comes from the fact that the start-index of lrs is non-decreasing.
- After each but the last explicit extension of each phase, the algorithm updates the active point ax into x ($|a| = 1, |x| \geq 0$) by traversing at most one edge up, one suffix link, and several edges down, which takes $O(|T|)$ total time since the reduction of the *node-depth* of the active point is in $O(1)$, namely at most two in each explicit extension.

During deletion, we may move the active point from lrs into lrs' using the exact same method that Ukkonen’s algorithm uses to move the active point between consecutive explicit extensions, reducing the node-depth by at most two. Alternatively, a merging of edges may occur that reduces the depth-node of lrs by one. In either case, the deletion method do not interfere with the aforementioned key facts: The start-index of lrs remains non-decreasing. A series of traversals may occur during deletions, just as in explicit extensions, but the reduction of the active point’s node-depth is in $O(1)$, and the number of both deletions and explicit extensions are in $O(|T|)$. Finally, the deletion method also correctly maintains the active point. Thus, the total time of both Ukkonen’s algorithm and deletions are bounded by $O(|T| \log \sigma)$.

4.2 Proposed method to maintain leaf pointers

Our proposed method to maintain leaf pointers maintain the following properties as invariants: For each internal node x with $k > 0$ children, exactly one of its child node is designated as a *primary* node, while each of the remaining $k - 1$

children are designated as *secondary* nodes. An edge is similarly called primary or secondary depending on its destination node. For convenience, the root will be considered a secondary node. Then, for each secondary node x , we maintain the *primary leaf pointer* $PLP(x)$ that points to the leaf node reached by always traversing the primary child from x until a leaf is reached. In particular, if x itself is a leaf, then $PLP(x)$.

Assuming the above invariants are maintained, we can answer the leaf pointer query for any internal node x as follows: If x is secondary, return $PLP(x)$. Otherwise, x is a non-root primary internal node, meaning it has at least two children, so it must have a secondary child y . In this case, return $PLP(y)$. The invariants above also guarantee that each leaf only has one primary leaf pointer pointing to it, making updates in constant time and linear space feasible.

Lemma 3. *For any leaf node u , there is exactly one primary leaf pointer that points to u .*

Proof. There cannot be two primary leaf pointers that point to u : For contradiction, assume that there exist two different secondary nodes x, y such that $x \neq y$, $PLP(x) = PLP(y) = u$. By the definition of primary leaf pointers, x must be an ancestor of u or $x = u$, and x must be secondary. The same applies for y . Without loss of generality, assume that y is the deeper node. Then, x is an ancestor of u , and $PLP(x) = u$ implies that there is a path from x to u , such that every node on the path, excluding x but including u , is a primary node, and the path must include y . This contradicts with the assumption that y is a secondary node.

Furthermore, there must exist at least one node x such that $PLP(x) = u$: If u is secondary, then $PLP(u) = u$. Otherwise, u is a primary leaf, and $PLP(x) = u$ where x is the first secondary node encountered when traversing up from u towards the root. Here, x must exist since the root itself is secondary. \square

Example 2. Fig. 5 shows an example of primary leaf pointers on the sliding suffix tree. Primary edges are depicted by double-lined arrows, secondary edges by single-lined arrows, and primary leaf pointers by arrows with dotted lines. The primary leaf pointers from each secondary leaf that point to themselves are omitted in this figure. In the first iteration, a leaf pointer query on the secondary branching node u returns $PLP(u) = leaf(1)$, while a leaf pointer query on the primary branching node v returns the primary leaf pointer of its secondary child $leaf(3)$, resulting in $PLP(leaf(3)) = leaf(3)$. Similarly, for the second iteration, queries on u and v return leaf 3 and 5, respectively.

Below, we describe the steps to maintain the primary leaf pointers as leaf nodes are inserted into or deleted from the suffix tree⁵. For clarity, for each of the cases, the text before “**Then**” describes the condition and circumstances

⁵ Other than insertion and deletion of leaves, shortening of the edge leading to $leaf(\ell_i)$ may also occur, as mentioned in Section 4.1, but this doesn’t change the structure of the tree, so it doesn’t require any additional steps.

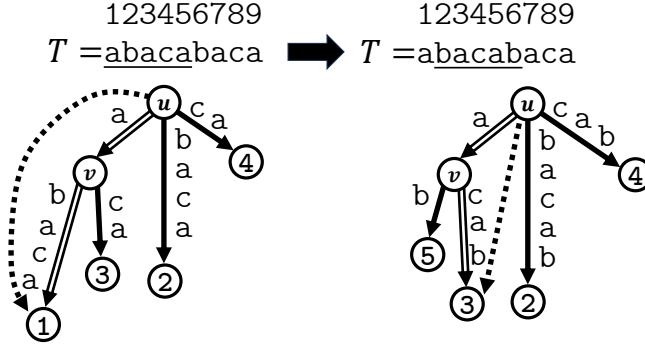


Fig. 5: Primary leaf pointers maintained across two iterations of a sliding suffix tree.

before the update, while the text after describes the procedure to perform the update. We will also assume that the inverse pointers are maintained, so that when $PLP(x) = u$ we can also access x from u in constant time. Please see the appendix for illustrations of each case.

1. Handling node insertions on nodes. Here, we describe the procedure for inserting leaf u as a child of an existing internal node x .

Case 1-1: x has no child. **Then**, make u primary and set $PLP(x) = u$.

Case 1-2: x has a child. **Then**, make u secondary and initialize $PLP(u) = u$.

Note that Case 1-1 only happens when x is the root, as other internal nodes must have at least 2 children.

2. Handling node insertions on edges. Here, we describe the procedure for inserting a leaf child u , such that an edge $x \rightarrow y$ is split into $x \rightarrow w$ and $w \rightarrow y$, where w is a newly created branch node and is the parent of u .

Case 2-1: y is primary. **Then**, make w primary, u secondary, and initialize $PLP(u) = u$.

Case 2-2: y is secondary. **Then**, make w secondary, u primary, and initialize $PLP(w) = u$.

3. Handling leaf deletions under root parent node. Here, we describe the procedure for deleting a leaf u , when its parent node w is the root.

Case 3-1. u is primary and w has no other children. **Then**, set $PLP(w) = w$.

Case 3-2. u is primary and w has at least one other child. Let y be any secondary child of w , and v the leaf $PLP(y)$ points to. **Then**, make y primary, and set $PLP(w) = v$.

Case 3-3. u is secondary. **Then**, no further steps are required.

4. Handling primary leaf deletions under non-root parent node. Here, we describe the procedure for deleting a primary leaf u , when its parent node w is not the root.

Let x be the parent of w , y any secondary child of w , v the leaf $PLP(y)$ points to, and z the node such that $PLP(z) = u$. Since w is not the root, it has at least two children.

Case 4-1. w has more than two children. In this case, z is w or its ancestor, and w does not get deleted. **Then**, make y primary, and set $PLP(z) = v$.

Case 4-2. w has two children and is primary. In this case, z is x or its ancestor and w gets deleted. **Then**, make y the primary child of x , and set $PLP(z) = v$.

Case 4-3. w has two children and is secondary. In this case, $z = w$ and w gets deleted. **Then**, make y a secondary child of x .

5. Handling secondary leaf deletions under non-root parent node.

Here, we describe the procedure for deleting a secondary leaf u and its parent node w is not the root. Let x be the parent of w and y the primary child of w . Since w is not the root, it has at least two children.

Case 5-1. w has more than two children. In this case, w does not get deleted. **Then**, no further steps are required.

Case 5-2. w has two children and is primary. In this case, w gets deleted. **Then**, make y the primary child of x .

Case 5-3. w has two children and is secondary. In this case, w gets deleted. Let v be the leaf $PLP(w)$ points to. **Then**, make y a secondary child of x and set $PLP(y) = v$.

Theorem 2. *There exists a $O(|T| \log \sigma)$ time, $O(|W|)$ space algorithm that maintains the discussed invariants on a sliding suffix tree, and the resulting data structure can answer any leaf pointer query in $O(1)$ time.*

Proof. As discussed in Section 4.1, the insertions and deletions run in $O(|T| \log \sigma)$ total time. As for maintaining the primary leaf pointers, the described steps to maintain the invariants cover all possible cases of insertion and deletion in a sliding suffix tree, and each step can clearly be handled in $O(1)$ time. As has been discussed, this allows answering any leaf pointer query in $O(1)$ time. By Lemma 3, the additional space is $O(|W|)$. \square

We remark that the algorithm also works in the same time complexity when the window size $|W|$ is not fixed.

Corollary 1. *Let w_0 be an empty string, and for any $i \geq 1$, let w_i be a string that is obtained after either appending one symbol to the end of w_{i-1} , or, if w_{i-1} is not empty, deleting the first symbol of w_{i-1} . Then, for any sequence of n operations, there exists an algorithm that runs in $O(n \log \sigma)$ total time which maintains, after the i th operation for all $1 \leq i \leq n$, the suffix tree of w_i and its leaf pointers, where the space usage of the algorithm is $O(|w_i|)$ during the i th operation.*

Proof. Trivially follows from the fact that our proofs do not rely on insertion and deletion being executed alternately; the discussion in Section 4.1 showed that the insertion and deletions both take $O(\log \sigma)$ amortized time regardless of which is the preceding or succeeding operation. Similarly, the space complexity equals that of the current suffix tree, i.e., $O(|w_i|)$. \square

5 Conclusion and open question

In this paper, we showed that the necessity of maintaining edge index-pairs in sliding suffix trees can be avoided by maintaining leaf pointers, which also have other uses such as in online pattern matching. In addition, we proposed a method to maintain leaf pointers that can work as a simpler alternative to the preexisting method, namely Brodник and Jekovec’s extension on Larsson’s algorithm, while maintaining the optimal $O(|T| \log \sigma)$ time.

An interesting open question is whether our method can be extended to dealing with the sliding suffix tree over multiple texts. This is a generalization for fully-online suffix tree construction for multiple texts [11].

Acknowledgments

This work was supported by JSPS KAKENHI Grant Numbers JP22K21273 (TM), JP22H03551 (SI), JP20H04141 (HB).

References

1. Bille, P., Fischer, J., Gørtz, I.L., Pedersen, M.R., Stordalen, T.J.: Sliding window string indexing in streams. In: CPM 2023. LIPIcs, vol. 259, pp. 4:1–4:18 (2023)
2. Brodник, A., Jekovec, M.: Sliding suffix tree. *Algorithms* **11**(8), 118 (2018)
3. Fiala, E.R., Greene, D.H.: Data compression with finite windows. *Communications of the ACM* **32**(4), 490–505 (1989)
4. Gusfield, D.: *Algorithms on Strings, Trees, and Sequences - Computer Science and Computational Biology*. Cambridge University Press (1997)
5. Inenaga, S., Shinohara, A., Takeda, M., Arikawa, S.: Compact directed acyclic word graphs for a sliding window. In: SPIRE 2002. pp. 310–324. Springer (2002)
6. Larsson, N.J.: Extended application of suffix trees to data compression. In: DCC 1996. pp. 190–199. IEEE (1996)
7. Larsson, N.J.: *Structures of String Matching and Data Compression*. Lund University, Sweden (1999)
8. McCreight, E.M.: A space-economical suffix tree construction algorithm. *J. ACM* **23**(2), 262–272 (1976)
9. Na, J.C., Apostolico, A., Iliopoulos, C.S., Park, K.: Truncated suffix trees and their application to data compression. *Theoretical Computer Science* **304**(1-3), 87–101 (2003)
10. Senft, M.: Suffix tree for a sliding window: An overview. In: WDS. vol. 5, pp. 41–46. Citeseer (2005)
11. Takagi, T., Inenaga, S., Arimura, H., Breslauer, D., Hendrian, D.: Fully-online suffix tree and directed acyclic word graph construction for multiple texts. *Algorithmica* **82**(5), 1346–1377 (2020)
12. Ukkonen, E.: On-line construction of suffix trees. *Algorithmica* **14**(3), 249–260 (Sep 1995)
13. Weiner, P.: Linear pattern matching algorithms. In: SWAT (1973)
14. Ziv, J., Lempel, A.: A universal algorithm for sequential data compression. *IEEE Transactions on Information Theory* **IT-23**(3), 337–343 (1977)

A Appendix

Fig. 6-18 in the following pages show the update procedure for each case. As before, primary edges are depicted by double-lined arrows, secondary edges by single-lined arrows, and primary leaf pointers by arrows with dotted lines. Additionally, a triangle below a node such as in Fig. 8 depict the subtree of that node, while double lines without arrows between two nodes such as in Fig. 13 depict zero or more primary edges between the two nodes. That is, either the two nodes are the same node or they are connected by a path of primary edges. In general, we omit parts of the tree that are irrelevant or remain unchanged after the update, except when emphasizing that they indeed do not change. For example, in Fig. 7, we omit $PLP(x)$ and other possible secondary children of x , as they do not change, and the procedure is the same regardless of how many secondary children x has.

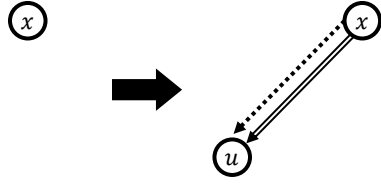


Fig. 6: Case 1-1.

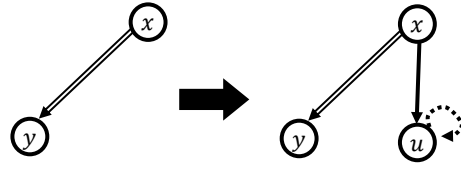


Fig. 7: Case 1-2.

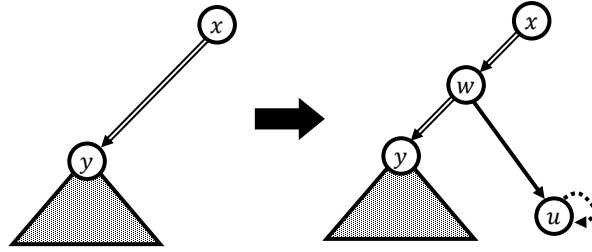


Fig. 8: Case 2-1.

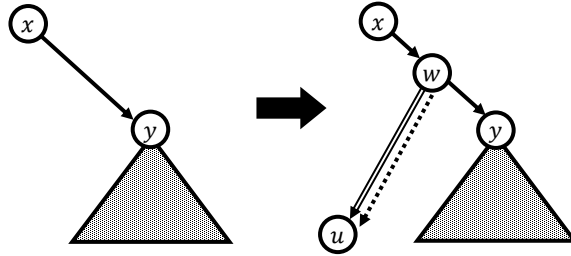


Fig. 9: Case 2-2.

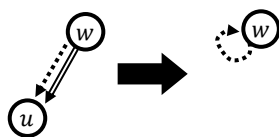


Fig. 10: Case 3-1.

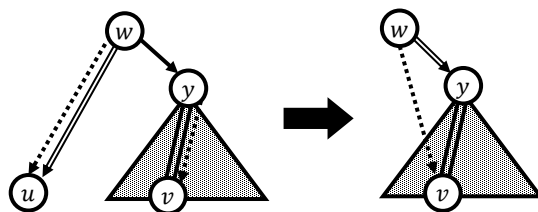


Fig. 11: Case 3-2.

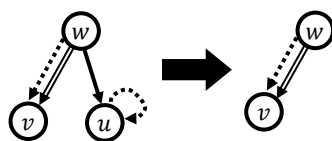


Fig. 12: Case 3-3.

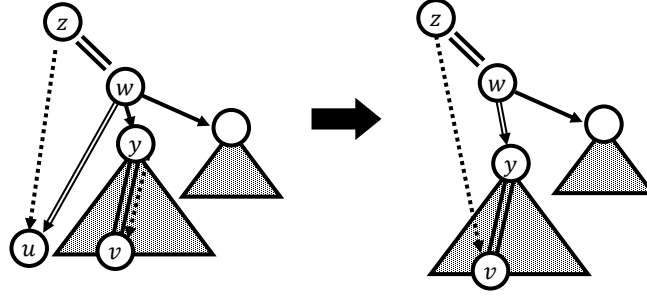


Fig. 13: Case 4-1.

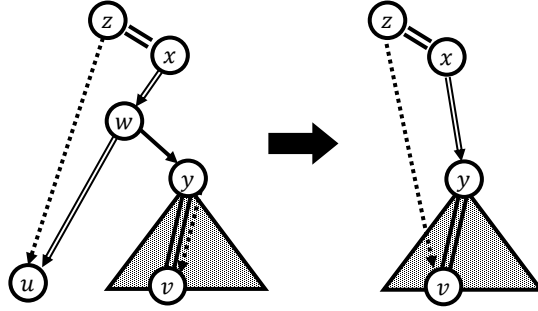


Fig. 14: Case 4-2.

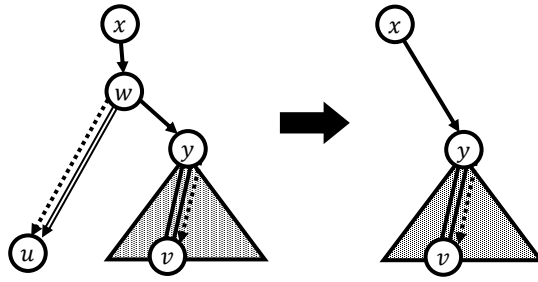


Fig. 15: Case 4-3.

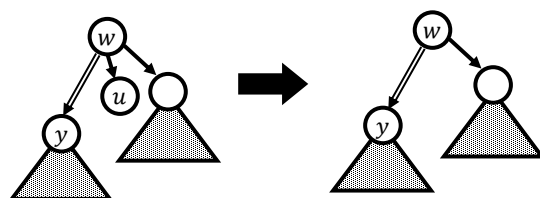


Fig. 16: Case 5-1.

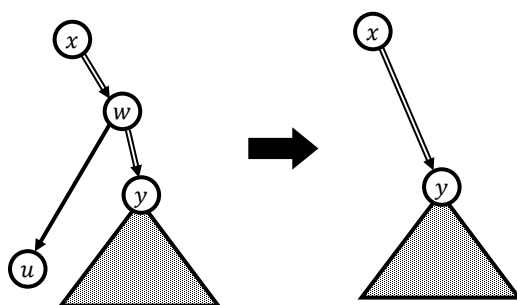


Fig. 17: Case 5-2.

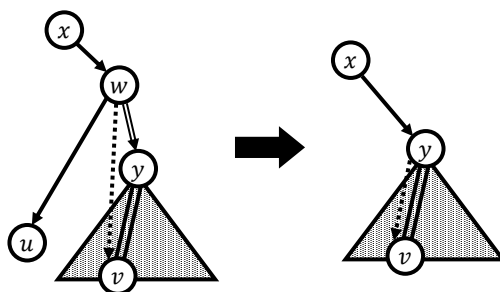


Fig. 18: Case 5-3.