

Space-time finite element analysis of the advection-diffusion equation using Galerkin/least-square stabilization

Biswajit Khara^a, Kumar Saurabh^a, Robert Dyja^c, Anupam Sharma^b, Baskar Ganapathysubramanian^{a,*}

^aDepartment of Mechanical Engineering, Iowa State University, Ames, IA, USA

^bDepartment of Aerospace Engineering, Iowa State University, Ames, IA, USA

^cFaculty of Mechanical Engineering and Computer Science, Czestochowa University of Technology, Czestochowa, Poland

Abstract

We present a full space-time numerical solution of the advection-diffusion equation using a continuous Galerkin finite element method. The Galerkin/least-square method is employed to ensure stability of the discrete variational problem. In the full space-time formulation, time is considered another dimension, and the time derivative is interpreted as an additional advection term of the field variable. We derive *a priori* error estimates and illustrate spatio-temporal convergence with several numerical examples. We also derive *a posteriori* error estimates, which coupled with adaptive space-time mesh refinement provide efficient and accurate solutions. The accuracy of the space-time solutions is illustrated against analytical solutions as well as against numerical solutions using a conventional time-marching algorithm.

1. Introduction

Numerically solving a transient (or evolution) problem characterized by a partial differential equation (PDE) requires that the continuous problem be discretized in space and time. The standard way to deal with this dual discretization, is to use a suitable time-marching algorithm coupled with some form of spatial discretization such as the finite difference method (FDM), the finite element method (FEM), the finite volume method (FVM) or the more recent isogeometric analysis (IgA). In some cases, the time marching algorithms themselves are based on finite difference methods and are used along with the above mentioned spatial discretizations.¹ Generally speaking, these approaches consider the spatio-temporal domain over which the solution is desired as a product of a spatial domain with a temporal domain, with independent discretization and analysis of each of these components.

An alternative strategy to “time-marching” is to discretize and solve for the full “space-time” domain together. Any combination of spatial and temporal discretization can be used – for instance, finite difference schemes in both space and time; or FEM in space and FDM in time; or FEM in both space and time. In particular, in the context of FEM, this constitutes a second type of “space-time” formulation, where finite element formulation is used in both space and time, but time marching is not employed. A major attraction for formulating a problem in space-time is the possibility of improved parallel performance. The idea of parallelism in both space and time builds on a rich history of parallel time integration [4, 5, 6]. We refer to [7, 8] for a review of such methods.

The finite element community has a history of considering solutions to time dependent PDEs in space-time. The earliest references to space-time formulations go back to the mid 1980’s. Babuska and co-workers [9, 10] developed $h - p$ versions of finite element method in space along with p and $h - p$ versions of approximations in time for parabolic problems. Around the same time, Hughes and Hulbert formulated a space-time finite element method for elastodynamics problem [11] and general hyperbolic problems [12] using time-discontinuous Galerkin method. Recently, there has been increasing interest in revisiting this problem given access to larger computational resources [13, 14, 15]. In this work, we tackle two key aspects associated with solving evolution

*Corresponding author

Email address: baskarg@iastate.edu (Baskar Ganapathysubramanian)

¹In addition, in the case where FEM is used to discretize the space, the time-marching algorithm can also be based on finite elements. This formulation also known as *space-time formulation* is usually applied to a single time step. This approach has been successfully applied to a rich variety of applications [1, 2, 3]. The current paper, in contrast, explores solving for large space-time blocks.

equations in space-time – stability and computational cost. We focus on a particular family of PDE’s, specifically the time dependent advection-diffusion equation, with the time dependent diffusion equation as a special case (when the advection term goes to zero).

Stability of the discrete space-time formulation: When solving parabolic equations through space-time methods, the question of stability of the ensuing discrete system becomes important. As mentioned earlier, in a sequential setting, the time derivative term is treated separately during temporal discretization. But when the advection-diffusion equation is formulated in space-time (i.e. time is considered another dimension, like the rest of the spatial dimensions), the time evolution term (first order derivative with respect to time) can be mathematically seen as an “advection in time dimension” term and can be grouped with the other spatial first derivatives in the equation [16]. This identification is mathematically consistent since all the first order derivatives, irrespective of whether they are spatial or temporal, have a sense of “directionality” attached to them (the actual direction is determined by the sign of their coefficients). Mathematically then, the problem can be seen as a “generalized advection-diffusion equation” in space-time, except, there is no diffusion term associated with the time dimension. This type of equation, when solved through the standard Galerkin method, can suffer from a lack of stability and end up with spurious oscillations [17, 18]. Andreev and Mollet [19, 20] analyzed the stability of space-time FEM discretizations of abstract linear parabolic evolution equations. Steinbach [21] also analyzed the stability of the heat equation in space-time setting and derived error bounds using unstructured space-time finite elements. In 2017, Langer et al. [13] used a time-upwind type Petrov-Galerkin basis function similar to the streamline diffusion method, to solve the heat equation in space-time moving domains. There is a large body of literature available that deals with treating non self-adjoint operators through finite element method [17, 22, 23, 24, 25], a review of which can be found in [26]. In this work, we build upon this body of work and ensure stability of the discrete variational form by using a Galerkin/least squares (GLS) approach [24, 27]. We show that GLS provides stability to the discrete space-time problem and derive *a priori* error bounds in the discrete norm associated with the bilinear form.

Reducing computational cost via space-time adaptivity: A space-time formulation adds one more dimension to concurrently discretize. A 2D problem needs a 3D mesh and a 3D problem needs a 4D mesh. Thus the number of degrees of freedom in the resulting linear system can become significantly larger than the corresponding sequential problem. Prior research has shown that this increased computational cost is ideally suited to sustained parallelism [6, 28, 29, 30, 31, 32, 13, 14, 15]. Additional efficiencies can be accessed by making efficient use of adaptive mesh refinement (AMR) in space-time [33, 14, 15, 34, 35]. To this end, we mathematically derive a residual-based *a posteriori* error indicator which can be used to estimate elementwise errors. This enables us to leverage the benefits of AMR in a space-time setting which render very accurate solution to the diffusion problem and the advection-diffusion problems considered here.

The rest of the content of this paper is organized as follows. In [Section 2](#), we introduce the mathematical formulation of the problem. We formulate the continuous and the discrete problems and state the relevant function spaces. We then prove the stability of the discrete bilinear form and then derive *a priori* and *a posteriori* error estimates. Then in [Section 3](#), we present numerical examples that validate the theoretical results of [Section 2](#), and also demonstrate the advantages of using adaptive mesh refinement in space-time analysis. Finally in [Section 4](#), we draw conclusions and make some comments about future research directions.

2. Mathematical Formulation

2.1. The time-dependent linear advection-diffusion equation

Consider a bounded spatial domain $\Omega \in \mathbb{R}^d, d = 1, 2, 3$ with Lipschitz continuous boundary $\partial\Omega$ and a bounded time interval $I_T = (0, T] \in \mathbb{R}^+$. We define the space-time domain as the Cartesian product of the two as $U = \Omega \times I_T = \Omega \times (0, T]$ (see [Figure 1](#)). The overall boundary of this space-time domain is defined as $\Gamma = \partial U$. This overall boundary is the union of the spatial boundaries and the time boundaries. The spatial domain boundary is denoted by $\Gamma_s = \partial\Omega \times (0, T]$; whereas the time boundaries are denoted by $\Gamma_0 = \bar{\Omega} \times \{0\}$ and $\Gamma_T = \bar{\Omega} \times \{T\}$ which are the initial and final time boundaries respectively. The closure of the space-time domain is $\bar{U} = U \cup \Gamma_s \cup \Gamma_0$. The advection-diffusion equation can then be written for the scalar function $u : U \rightarrow \mathbb{R}$ as:

$$\partial_t u + (\mathbf{a} \cdot \nabla)u - \nu \Delta u = f \quad \text{in } U, \tag{1a}$$

$$u = g \quad \text{on } \Gamma_s, \tag{1b}$$

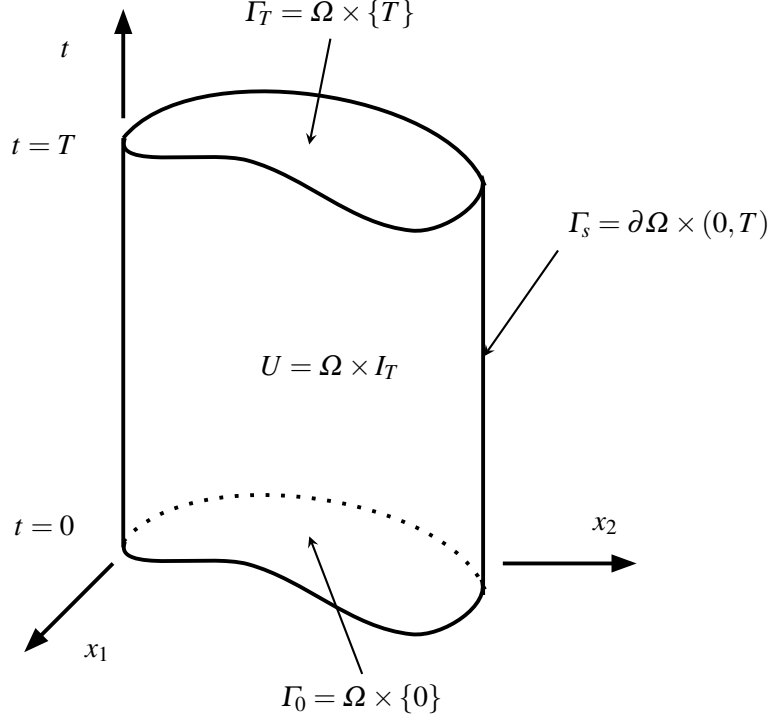


Figure 1: Schematic depiction of the space-time domain $U = \Omega \times I_T$, where $\Omega \subset \mathbb{R}^d$, and $I_T = [0, T] \subset \mathbb{R}^+$.

$$u(\cdot, t=0) = u_0 \quad \text{on } \Gamma_0, \quad (1c)$$

with where $f : U \rightarrow \mathbb{R}$ is a smooth forcing function, $\nu > 0$ is the diffusivity and does not depend on u ; and Dirichlet boundary conditions are imposed on the boundary Γ_s . Note that ∇ is the usual gradient operator in the space \mathbb{R}^d , i.e., $\nabla \equiv (\partial/\partial x, \partial/\partial y)$ for $d = 2$ and $\nabla \equiv (\partial/\partial x, \partial/\partial y, \partial/\partial z)$ for $d = 3$ respectively. We further define the space-time gradient operator $\tilde{\nabla}$ as: $\tilde{\nabla} \equiv (\nabla, \partial/\partial t)$.

Let us define two operators L and M as follows:

$$\begin{aligned} Lu &= (\mathbf{a} \cdot \nabla)u - \nu \Delta u, \\ \text{and } Mu &= \partial_t u + L \\ &= \partial_t u + (\mathbf{a} \cdot \nabla)u - \nu \Delta u. \end{aligned}$$

Since $\nu > 0$, therefore L is elliptic and it follows that the operator $M = (\partial/\partial t + L)$ is strictly parabolic. Such equations are typically solved with a *method of lines* discretization, by solving a series of discrete equations sequentially. At each “time-step”, the solution is assumed to be a function of the spatial variables only. In the context of the Galerkin methods, this spatial approximation takes the form of a (discrete) Sobolev space, e.g., the solution at the i^{th} step, $u^i(x) \in H^1(\Omega)$. But in this work, our focus will be *coupled space-time* formulation of the advection-diffusion equation where we approximate the solution in a Sobolev space defined on the full space-time domain (i.e., $u(x, t) \in H^1(U)$). As alluded to in the introduction, this kind of problem formulation requires some form of stabilization. Here, the Galerkin/Least Squares method is used for this purpose.

When we add such stabilizing terms to the original variational problem, we essentially end up adding some numerical “diffusion” into the system. More importantly, diffusion may be introduced in the time direction as well, which is absent in the original parabolic equation. We show, in the results section, that careful design of stabilization ensures that this diffusion in the time direction can be made arbitrarily small. In essence, then, the equation becomes elliptic in the space-time domain. Anticipating such changes to the equation, we can cast this parabolic equation as a generalized elliptic equation as follows,

$$-\sum_{i=1}^{d+1} \sum_{j=1}^{d+1} \frac{\partial}{\partial x_i} \left(K_{ij}(x) \frac{\partial u}{\partial x_j} \right) + \sum_{i=1}^{d+1} A_i(x) \frac{\partial u}{\partial x_i} = f, \quad (3)$$

where K_{ij} and A_i are the components of $\mathbf{K} \in \mathbb{R}^{(d+1) \times (d+1)}$ and $\mathbf{A} \in \mathbb{R}^{(d+1)}$:

$$\mathbf{K} = \begin{bmatrix} \nu & 0 & 0 & 0 \\ 0 & \nu & 0 & 0 \\ 0 & 0 & \nu & 0 \\ 0 & 0 & 0 & 0 \end{bmatrix}, \quad \mathbf{A} = \begin{bmatrix} b_1 \\ b_2 \\ b_3 \\ 1 \end{bmatrix}, \quad (4)$$

where all off-diagonal entries as well as the last diagonal entry in \mathbf{A} are zero. After we finish the formulation with Galerkin/Least squares, we will eventually have a small positive real entry in the last diagonal term along with some non-zero terms in the off-diagonals. Note that we have also assumed an isotropic diffusive medium, so the principal diffusivity values are the same in all directions. This assumption can be trivially relaxed. In the \mathbf{a} vector, along with the spatial advection components, we have the ‘‘advection in time’’ component which has the value 1.

This equation can then be rewritten in a more compact form:

$$\left(-\tilde{\nabla} \cdot \mathbf{K} \cdot \tilde{\nabla} + \mathbf{A} \cdot \tilde{\nabla} \right) u = f. \quad (5)$$

2.2. Variational problem and function spaces

Let us define the function space V as

$$V = \{v \in H^1(U) : v = 0 \text{ on } \Gamma_0 \cup \Gamma_s\}, \quad (6)$$

the L^2 -inner product and L^2 -norm in the space-time domain U as

$$(v, w) = \int_U vw \, dU = \int_0^T \int_{\Omega} vw \, d\Omega dt, \\ \|u\| = \sqrt{(u, u)}.$$

On any $\Gamma \subset \partial U$, we define the L^2 -inner product and norm by using a subscript, e.g.,

$$(v, w)_{\Gamma} = \int_{\Gamma} vw \, d\Gamma \quad \text{and} \quad \|u\|_{\Gamma} = \sqrt{(u, u)_{\Gamma}}.$$

A special case is the integration over the final time boundary Γ_T , for which we will use:

$$(v, w)_{\Gamma_T} = \int_{\Omega} v(\mathbf{x}, T) w(\mathbf{x}, T) \, d\Omega \quad \text{and} \quad \|u\|_{\Gamma_T} = \sqrt{(u, u)_{\Gamma_T}}.$$

Unless otherwise stated, an inner product or a norm without any subscript will be assumed to be that calculated in U . A typical integration-by-parts in the *spatial dimensions* can be written as:

$$(v, \Delta w) = \int_0^T \int_{\Omega} v \Delta w \, d\Omega \, dt = \int_0^T \left[- \int_{\Omega} \nabla v \cdot \nabla w \, d\Omega + \int_{S=\partial\Omega} v(\hat{\mathbf{n}} \cdot \nabla w) \, dS \right] dt \quad (7)$$

$$= -(\nabla v, \nabla w) + (v, \hat{\mathbf{n}} \cdot \nabla w)_{\Gamma_s}. \quad (8)$$

This expression looks identical to the formula when the inner product is defined in just the spatial dimensions.

If $u_*(\mathbf{x}, t)$ is the exact solution of equation (1), then u_* can be written as

$$u_*(\mathbf{x}, t) = u(\mathbf{x}, t) + h(\mathbf{x}, t), \quad (9)$$

where $u \in V$, and $h \in H^1(U)$ is some known function such that $h|_{\Gamma_s} = g$ and $h|_{\Gamma_0} = u_0$. Substituting (9) into (1a), we have $Mu = f - Mh$. By defining the new right hand side as $F = f - Mh$, we can recast (1) as

$$Mu = F \quad \text{in } U \quad (10a)$$

$$u = 0 \quad \text{on } \Gamma_s \quad (10b)$$

$$u(\mathbf{x}, t_0) = 0 \quad \text{on } \Gamma_0. \quad (10c)$$

We also define the following function space of bounded divergence-free convection fields:

$$\mathbf{V}_{\text{div}} = \{v \in \mathbf{W}^{1,\infty} : \nabla \cdot v = 0 \text{ in } U\}, \quad (11)$$

where $\mathbf{W}^{1,\infty} = [W^{1,\infty}]^d$ is a product function spaces. Given $\mathbf{a} \in \mathbf{V}_{\text{div}}$ and $F \in L^2(U)$, the variational problem for (10) is then to find $u \in V$ such that

$$b(u, v) = l(v) \quad \forall v \in V, \quad (12)$$

where

$$b(u, v) = (u_t, v) + (\mathbf{a} \cdot \nabla u, v) + (v \nabla u, \nabla v), \quad (13a)$$

$$l(v) = (F, v). \quad (13b)$$

2.3. Discrete variational problem

Define K_h as the partition of U into a finite number of non-overlapping elements. For the finite element problem, we define the finite dimensional subspace $V_h \subset V$ as

$$V_h = \{v_h \in V : v_h|_K \in P_m(K), K \in K_h\}, \quad (14)$$

where $P_m(K)$ is the space of polynomial functions of degree less than or equal to m in K . We also define the discrete inner product on this mesh as

$$(u, v)_h = \sum_{K \in K_h} \int_K uv \, dK, \quad (15)$$

and the associated discrete norm as

$$\|u_h\|_h = \sqrt{(u_h, u_h)_h}. \quad (16)$$

Given $\mathbf{a} \in \mathbf{V}_{\text{div}}$ and $F \in L^2(U)$, the discrete counterpart of (12) is then to find $u_h \in V_h$ such that

$$b(u_h, v_h) = l(v_h) \quad \forall v_h \in V_h. \quad (17)$$

Solutions to equation (17) can exhibit numerical instabilities because the bilinear form $b(u = u_h, v_h)$ in equation (17) is not strongly coercive in V_h [36, 13]. This issue can be tackled by adding some amount of numerical diffusion in the time direction or by adding upwind type correction to the weighting functions [13, 21]. In what follows, we try to establish a stable variational form of the space-time advection-diffusion problem stated in (10) by applying the Galerkin/least square (GLS) method. The resulting discrete problem is stable and converges to the original PDE in the limit of the mesh size approaching zero.

An equation of the form $Mu = F$ can be cast into a least square minimization problem as

$$u_h = \arg \min_{v \in V_h} \|Mv - F\|^2. \quad (18)$$

The resulting Euler-Lagrange equation corresponding to this minimization problem is

$$(Mu_h, Mv_h)_h = (F, Mv_h)_h. \quad (19)$$

In the GLS formulation, equation (19) is added to equation (12) (specifically, its discrete counterpart), i.e., we seek $u_h \in V_h$ such that,

$$(Mu_h, v_h) + \varepsilon(Mu_h, Mv_h)_h = (F, v_h) + \varepsilon(F, Mv_h)_h, \quad \forall v_h \in V_h, \quad (20)$$

$$\implies (Mu_h, v_h + \varepsilon Mv_h)_h = (F, v_h + \varepsilon Mv_h)_h, \quad \forall v_h \in V_h, \quad (21)$$

where ε is a positive parameter to be chosen later. Thus, given $\mathbf{a} \in \mathbf{V}_{\text{div}}$ and $F \in L^2(U)$, the discrete variational problem with Galerkin–least-square stabilization reads as: find $u_h \in V_h$ such that

$$b_h(u_h, v_h) = l_h(v_h) \quad \forall v_h \in V_h, \quad (22)$$

where the discrete bilinear form $b_h(u_h, v_h)$ and linear form $l_h(v_h)$ are as follows:

$$b_h(u_h, v_h) = (\partial_t u_h, v_h) + ((\mathbf{a} \cdot \nabla)u_h, v_h) + (v \nabla u_h, \nabla v_h) + (\varepsilon[\partial_t u_h + (\mathbf{a} \cdot \nabla)u_h - v \Delta u_h], [\partial_t v_h + (\mathbf{a} \cdot \nabla)v_h - v \Delta v_h])_h, \quad (23)$$

$$l_h(v_h) = (F, v_h) + (F, [\partial_t v_h + (\mathbf{a} \cdot \nabla)v_h - v \Delta v_h])_h. \quad (24)$$

Remark 1. The Galerkin–Least-square formulation (21) is consistent, i.e., the exact solution u satisfies (21). We can rewrite (21) as

$$(Mu_h - F, v_h + \varepsilon Mv_h)_h = 0. \quad (25)$$

Now, if we substitute $u_h = u$ in the left hand side of the above equation, we have

$$(Mu - F, v_h + \varepsilon Mv_h)_h = 0 \quad \forall v_h \in V_h \quad (26)$$

because $Mu - F = 0$ pointwise (see (10a)). It follows that

$$b_h(u, v_h) = l_h(v_h) \quad \forall v_h \in V_h \quad (27)$$

Remark 2. Subtracting (27) from (22), we get the so-called Galerkin orthogonality:

$$b_h(u_h - u, v_h) = 0 \quad \forall v_h \in V_h.$$

Remark 3. The stabilization parameter ε for the space-time problem (22) is adapted from existing estimates of such parameters [37], and expressed as

$$\varepsilon_K = \left[\frac{c_1}{h_K^2} \mathbf{K}_0 + \frac{c_2}{h_K} \mathbf{A}_0 \right]^{-1}, \quad (28)$$

where

$$\mathbf{K}_0 = \sqrt{K_{ij}K_{ij}}, \quad \mathbf{A}_0 = \sqrt{A_iA_i}, \quad \text{and } c_1, c_2 > 0 \text{ are some constants.} \quad (29)$$

\mathbf{K} and \mathbf{A} are defined in (4). An alternative definition of ε can be found in [38].

If \mathbf{K} and \mathbf{A} are constants, and $\frac{\mathbf{K}_0}{\mathbf{A}_0} \ll (c_2/c_1)h_K$, i.e., when advection dominates, then $\varepsilon \propto h_K$. On the other hand, $\varepsilon \propto h_K^2$ when diffusion dominates (i.e., $\frac{\mathbf{K}_0}{\mathbf{A}_0} \gg (c_2/c_1)h_K$).

2.4. Analysis of the stabilized formulations

We now turn to the analysis of stability and convergence of the method discussed in the previous section. We will prove the stability and the convergence estimates in the following discrete norm:

$$\| \| u_h \| \| := \left[\| u_h \|_{L_T}^2 + \| \nabla u_h \|^2 + \left\| \varepsilon^{1/2} [\partial_t u_h + (\mathbf{a} \cdot \nabla) u_h - \mathbf{v} \Delta u_h] \right\|_h^2 \right]^{1/2} \quad (30)$$

We also define an auxiliary norm as follows:

$$\| \| u_h \| \|_*^2 = \left(\| \partial_t u_h \|^2 + \| \| u_h \| \| ^2 \right)^{1/2}. \quad (31)$$

We will use both these norms in the sequel to prove the stability and boundedness of the discrete bilinear form (23).

Lemma 2.1 (Boundedness). For $\mathbf{a} \in \mathbf{V}_{\text{div}}$ and $u_h, v_h \in V_h$, the bilinear form (23) is uniformly bounded on $V_h \times V_h$, i.e.,

$$|b_h(u_h, v_h)| \leq \mu_b \| \| u_h \| \|_* \| v_h \| \|. \quad (32)$$

Proof. See Appendix A.1. ■

Lemma 2.2 (Coercivity). If $\mathbf{a} \in \mathbf{V}_{\text{div}}$ and $u_h \in V_h$, then

$$b_h(u_h, u_h) \geq \mu_c \| \| u_h \| \| ^2, \text{ for some } \mu_c > 0.$$

Proof. See Appendix A.2. ■

Lemma 2.2 imply that (22) has a unique solution.

Corollary 2.2.1. Given $\mathbf{a} \in \mathbf{V}_{\text{div}}$, there exists a unique solution of (22).

Proof. From (24), we have

$$\begin{aligned} |l_h(v_h)| &\leq |(F, v_h)| + |(F, [\partial_t v_h + (\mathbf{a} \cdot \nabla)v_h - \mathbf{v} \Delta v_h])_h| \\ &\leq \|F\| \|v_h\| + \left\| \boldsymbol{\varepsilon}^{1/2} F \right\|_h \left\| \boldsymbol{\varepsilon}^{1/2} M u_h \right\|_h \\ &\leq \left[\|F\|^2 + \left\| \boldsymbol{\varepsilon}^{1/2} F \right\|_h^2 \right]^{1/2} \left[\|v_h\|^2 + \left\| \boldsymbol{\varepsilon}^{1/2} M u_h \right\|_h^2 \right]^{1/2}. \end{aligned}$$

Defining

$$\|F\|_* = \left[\|F\|^2 + \left\| \boldsymbol{\varepsilon}^{1/2} F \right\|_h^2 \right]^{1/2},$$

and using $\|v_h\| \leq \|\nabla v_h\|$, we have

$$|l_h(v_h)| \leq \|F\|_* \|v_h\|.$$

This proves that the linear form l_h is continuous. Since by Lemma 2.1 and Lemma 2.2, we also have that the discrete bilinear form b_h is both bounded and coercive, therefore by the Lax-Milgram Lemma [36, 39], (22) has a unique solution in V_h . \blacksquare

2.4.1. A priori error analysis

In this section, we derive *a priori* error estimates for the GLS stabilized space-time advection diffusion equation. In (10), we assume that the exact solution $u \in V \cap H^m(U)$ (using regularity estimates from Section 6.3 in [40]), and consequently the forcing $F \in L^2(U) \cap H^{m-2}(U)$. To establish the error estimates, we consider an interpolant $I_h u : V \cap H^m(U) \rightarrow V_h$. Then we have the following estimates for the distance between u and $I_h u$.

Lemma 2.3 (Approximation estimate in a Sobolev space). Let I_h be the interpolation operator from $V \cap H^m(U)$ to V_h , with order of interpolation $k \in \mathbb{N}$. Also, let $l \in \mathbb{N}$. If k, l, m satisfy $0 \leq l \leq (k+1) \leq m$, then

$$\|v - I_h v\|_{H^l(U)} \leq C_a h^{(k+1-l)} |v|_{H^{k+1}(U)},$$

where the constant C_a only depends on k, l, m and is independent of h and v .

Proof. The proof follows from the technique outlined in Section 4.4 of [41] and Section 6.7 of [39]. \blacksquare

Remark 4. The following estimates are direct consequences of Lemma 2.3 on any element $K \in K_h$ (assuming $m = k+1$).

$$\|v - I_h v\|_{L^2(K)} \leq C_{a0} h_K^{k+1} |v|_{H^{k+1}(K)}, \quad (33a)$$

$$\|\nabla(v - I_h v)\|_{L^2(K)} \leq C_{a1} h_K^k |v|_{H^{k+1}(K)}, \quad (33b)$$

$$\|\partial_t(v - I_h v)\|_{L^2(K)} \leq C_{a1} h_K^k |v|_{H^{k+1}(K)}. \quad (33c)$$

$$\|\Delta(v - I_h v)\|_{L^2(K)} \leq C_{a2} h_K^{k-1} |v|_{H^{k+1}(K)}, \quad (33d)$$

Corollary 2.3.1. For the final time boundary Γ_T^- , we similarly have

$$\|v - I_h v\|_{L^2(\partial K)} \leq C_a \Gamma h_K^{k+\frac{1}{2}} |v|_{H^{k+1}(K)}. \quad (34)$$

Proof. See Appendix A.3. \blacksquare

Lemma 2.4. Let $u \in V \cap H^m(U)$, and suppose $I_h : V \cap H^m(U) \rightarrow V_h$ is the projection of u from V to V_h . Assume that I_h has the degree of interpolation $k \in \mathbb{N}$ such that $k+1 < m$. If $m \geq 2$, then the following estimate holds,

$$\|I_h u - u\| \leq C h^k |u|_{H^{k+1}(U)}$$

for some $C > 0$.

Proof. See [Appendix A.4](#). ■

Theorem 2.5. If $u \in V \cap H^m(U)$ is the exact solution to (10) and $u_h \in V_h$ is the exact solution to the finite element problem (22). If the degree of the basis functions in V_h is k , then the discretization error estimate satisfies,

$$\|u_h - u\| \leq Ch^k \|u\|_{H^{k+1}(U)}$$

for some $C > 0$.

Proof. See [Appendix A.5](#). ■

2.4.2. A posteriori error analysis

In addition to solving (23) in space-time, we would also like to perform adaptive refinement of the space-time mesh K_h . To this end, we use the following residual-based *a posteriori* error indicator for each element K in K_h :

$$\eta_K = \left[h_K^2 \|r\|_K^2 + \frac{1}{2} \sum_{E \in \mathcal{E}_K} h_E \|j\|_E^2 \right]^{1/2},$$

where h_K is the size of the element K , and \mathcal{E}_K is the set of all the boundaries of element K . The PDE-residual r and the jump-residual j are defined as

$$r|_K = F - Mu_h \text{ on every } K \in K_h, \quad (35a)$$

$$j|_E = \begin{cases} 0 & \text{if } E \in \Gamma_0 \cup \Gamma_s, \\ -\mathbb{J}(\hat{\mathbf{n}}_E \cdot \nabla u_h), & \text{otherwise.} \end{cases} \quad (35b)$$

The jump operator \mathbb{J} acting on a function v_h is defined as

$$\mathbb{J}_E v_h(\mathbf{x}) = \lim_{t \rightarrow 0^+} v_h(\mathbf{x} - t\hat{\mathbf{n}}_E) - \lim_{t \rightarrow 0^+} v_h(\mathbf{x} + t\hat{\mathbf{n}}_E), \quad E \in \mathcal{E}_h, \quad (36)$$

\mathcal{E}_h being the set of all the edges of all the elements in the mesh K_h . The cumulative error indicator η can be defined as

$$\eta_U := \left(\sum_{K \in K_h} \eta_K^2 \right)^{1/2}. \quad (37)$$

The next theorem shows that the cumulative error indicator bounds the true error.

Theorem 2.6. If u is the solution of (10) and $u_h \in V_h$ is the solution of (22), then

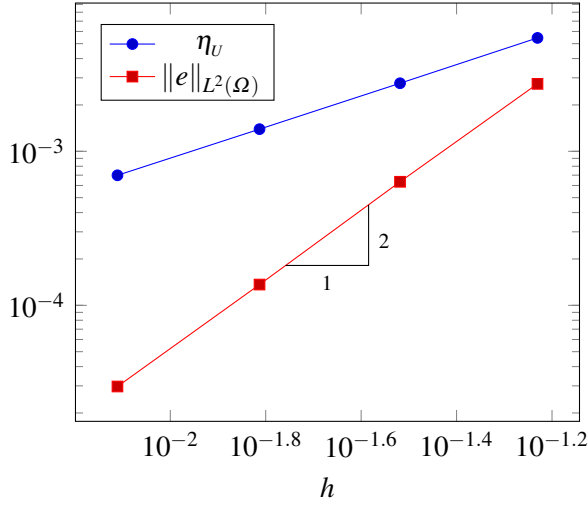
$$\|u - u_h\|_* \leq C\eta_U. \quad (38)$$

Proof. See [Appendix A.6](#). ■

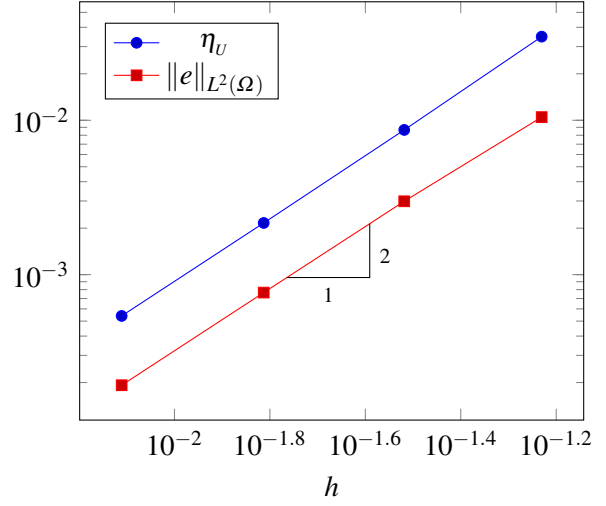
3. Numerical Examples

In this section we look at three specific examples modeled by (1). These special cases are: (i) the heat equation ($\mathbf{a} = \underline{0}$, $\mathbf{v} \neq 0$), (ii) the advection-diffusion equation (both $\mathbf{a} \neq \underline{0}$, $\mathbf{v} \neq 0$) and (iii) the transport equation ($\mathbf{a} \neq \underline{0}$, $\mathbf{v} = 0$, which is a hyperbolic equation).

In the first two cases, we perform a convergence study with a known smooth analytical solution and confirm the results of a priori and a posteriori errors obtained in [Section 2](#). Then we discuss the nature of the uniform mesh solutions for the second and third cases and present comparisons with a sequential time-marching solution. Finally, we present results on the space-time adaptive solutions for all three cases. In all examples, we take the space-time domain to be $U = [0, 1]^3$.



(a) Pure diffusion with analytical solution $u = e^{-2\pi^2 \kappa t} \sin(\pi x) \sin(\pi y)$



(b) Advection-diffusion with manufactured solution $u = e^{-t} \sin(2\pi x) \sin(2\pi y)$

Figure 2: Convergence of the error in the L^2 -norm and the error indicator η_U for a sequence of uniformly refined 3D space-time meshes

3.1. Convergence study

3.1.1. The heat equation

The linear heat equation is given by

$$\begin{cases} u_t - \nabla \cdot (\mathbf{v} \nabla u) = f & \text{in } U = (0, 1) \times (0, 1) \times (0, 1] \\ u = 0 & \text{on } \Gamma_s \\ u = u_0(\mathbf{x}) & \text{on } \Gamma_0 \end{cases} \quad (39)$$

where $\mathbf{v} = \mathbf{v}(\underline{x}, t)$ and the forcing $f = f(\underline{x}, t)$.

If $f = 0$ in (39), then the analytical solution to (39) is given by the single Fourier mode

$$u_a = e^{-2\pi^2 \nu t} \sin(\pi x) \sin(\pi y) \quad (40)$$

with initial condition $u_0(x, y) = u_a(x, y, t = 0) = \sin(\pi x) \sin(\pi y)$.

This problem is then also solved through the formulation presented in Section 2 on different sizes of space-time mesh. Figure 2a shows the plot of $\|u^h - u_a\|_{L^2(U)}$ along with η_U against h on a log – log plot. The slope of this line in the log – log plot is 2, which is expected because linear basis functions were used in the FEM computations. Note that the space-time *a posteriori* error indicator η_U decreases as $\|u^h - u_a\|_{L^2(U)}$ decreases, thus proving the reliability of the indicator. We note that η_U need not decrease at the same rate as the L^2 -error.

3.1.2. The advection-diffusion equation

The advection-diffusion equation is given by (once again U is a unit cube),

$$\begin{cases} u_t + \mathbf{a} \cdot \nabla u - \nabla \cdot (\mathbf{v} \nabla u) = f & \text{in } U = (0, 1) \times (0, 1) \times (0, 1] \\ u = 0 & \text{on } \Gamma_s \\ u = u_0(\mathbf{x}) & \text{on } \Gamma_0 \end{cases} \quad (41)$$

We consider the analytical solution $u_a = e^{-t} \sin(2\pi x) \sin(2\pi y)$ and analytically manufacture the forcing f by substituting u_a in (41). We solve this problem on a series of meshes with different levels of refinement and plot $\|u^h - u_a\|_{L^2(U)}$ and η_U against h . This plot is shown in Figure 2b. The space-time *a posteriori* indicator follows a similar trend as the analytical error, thus proving its reliability.

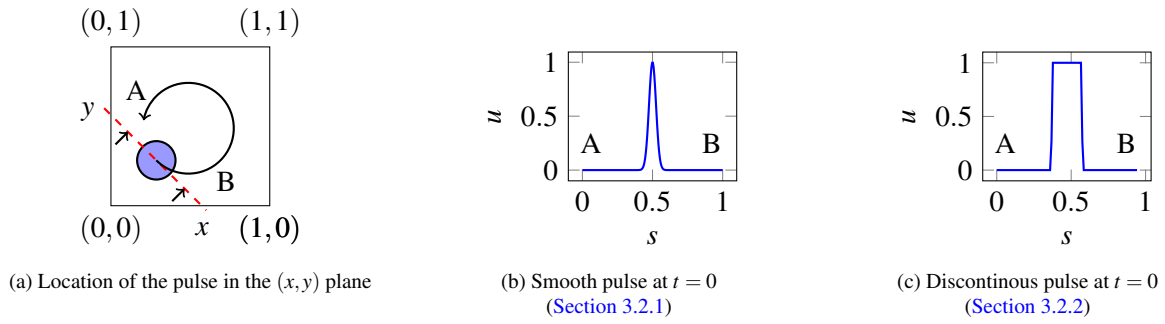


Figure 3: Initial condition for the advection-diffusion equation examples described in Section 3.2.1 (Gaussian pulse) and Section 3.2.2 (discontinuous pulse): (a) the circular arrow shows the advection field in the domain and the colored circle shows the location of the initial pulse, (b) a line cut of the Gaussian pulse through the slant line AB, (c) a line cut of the discontinuous pulse through the slant line AB

Sequential (Crank-Nicolson)

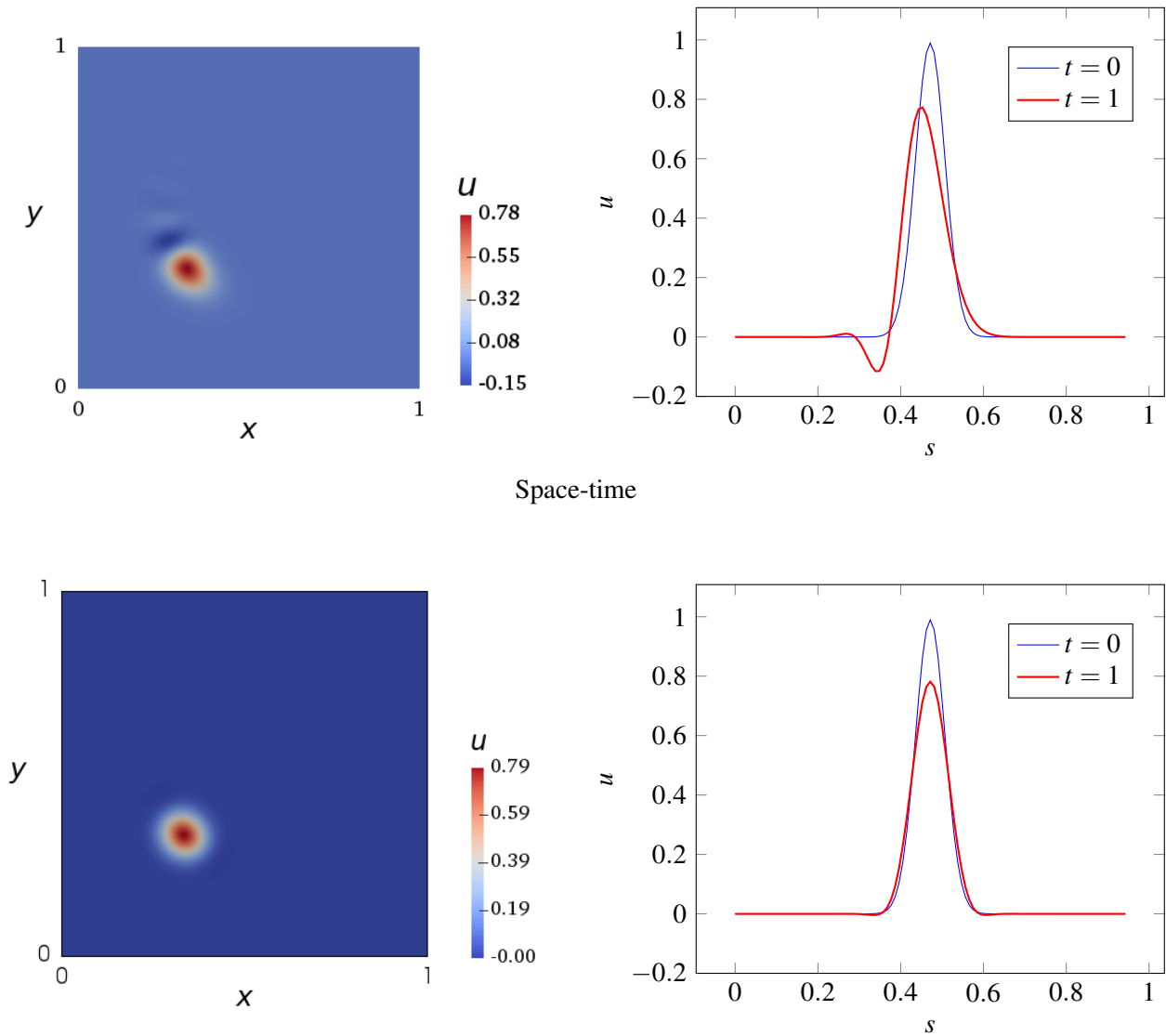


Figure 4: Comparison between sequential time stepping (top row) and space-time solution (bottom row) on mesh size 128^3 (see Section 3.2.1). An initial pulse ($t=0$) is rotated under an advection field. The pulse at $t=1$ is plotted.

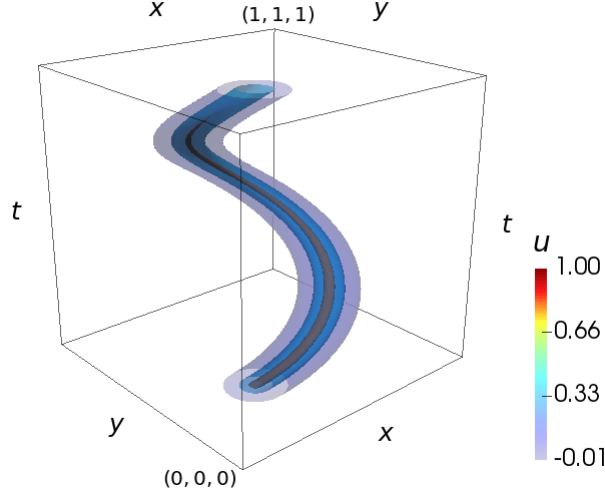


Figure 5: A contour plot of the rotating pulse in the space-time solution with 128^3 grid (see Section 3.2.1). The rotating pulse renders a helical shape in the space-time domain

3.2. Uniform space-time mesh solutions and comparison to time-marching solutions

3.2.1. Advection-diffusion with smooth initial condition

We consider the two-dimensional, linear advection-diffusion equation (41) where the advection field \mathbf{a} is purely rotational with unit angular velocity (see Figure 3a, 3b) and is given by

$$\mathbf{a}(\mathbf{x}) = (-2\pi r_y, 2\pi r_x), \quad (42)$$

where r_x and r_y denote the distance of any point in the spatial domain from the center of the spatial domain $(\frac{1}{2}, \frac{1}{2})$, i.e., $r_x = (x_1 - 0.5)$, $r_y = (x_2 - 0.5)$. The speed of rotation is chosen in such a way that the pulse completes a full revolution at $t = 1$.

The initial condition $u_0 : U \rightarrow \mathbb{R}$ is a smooth function and is given by

$$u_0(\mathbf{x}) = e^{-\frac{(x-a)^2 + (y-b)^2}{d^2}}. \quad (43)$$

This is essentially a Gaussian pulse with its center at $(a, b) = (\frac{1}{3}, \frac{1}{3})$ and thickness at base $\approx 2d = 0.01$. The force f on the right hand side is zero. The diffusivity value ν is fixed at 10^{-4} . The initial pulse keeps rotating in the domain as time evolves. Since the advection field has unit angular velocity, thus theoretically the center of the pulse at $t = 0$ and $t = 1$ should coincide. Since the field is also diffusive, the height of the pulse reduces with time.

Figure 5 shows contours of the solution u in space-time. For clarity, only some of the iso-surfaces close to the pulse are shown. The rotation of the pulse is evident from a helical structure of the figure. The total number of elements in this case is $128 \times 128 \times 128$ with each element being a trilinear Lagrange element.

To see how the space-time solution behaves in comparison to the time-marching methods, we choose the Crank-Nicolson scheme to solve the same problem. This is reasonable since Crank-Nicolson is the simplest second order implicit time-marching method. To compare the methods, we discretize $U = (0, 1)^2 \times (0, 1]$ with the same number of elements in each dimension. As an example, Figure 4 compares the solution contours obtained by the sequential method on a 2D (128×128) mesh marching over 128 time steps against a space-time solution in 3D using a 128^3 mesh. The right column of plots in this figure shows a cross-section of the pulses at both $t = 0$ and $t = 1$ along the plane ‘AB’, which passes through the center of initial pulse and is tangential to the local velocity vector (see Figure 3b).

The Crank-Nicolson method is dispersive in nature and the solution exhibits a phase error; therefore the centers of the pulses between the two methods do not match. On the other hand, the space-time solution shows little dispersion and thus the peak centers align exactly. In regard to the undershoot around the pulse, the Crank-Nicolson solution shows a phase lag, whereas the space-time solution is visibly symmetric about the centre of the pulse. In both the solutions, however, the height of the peak at $t = 1$ is roughly the same.

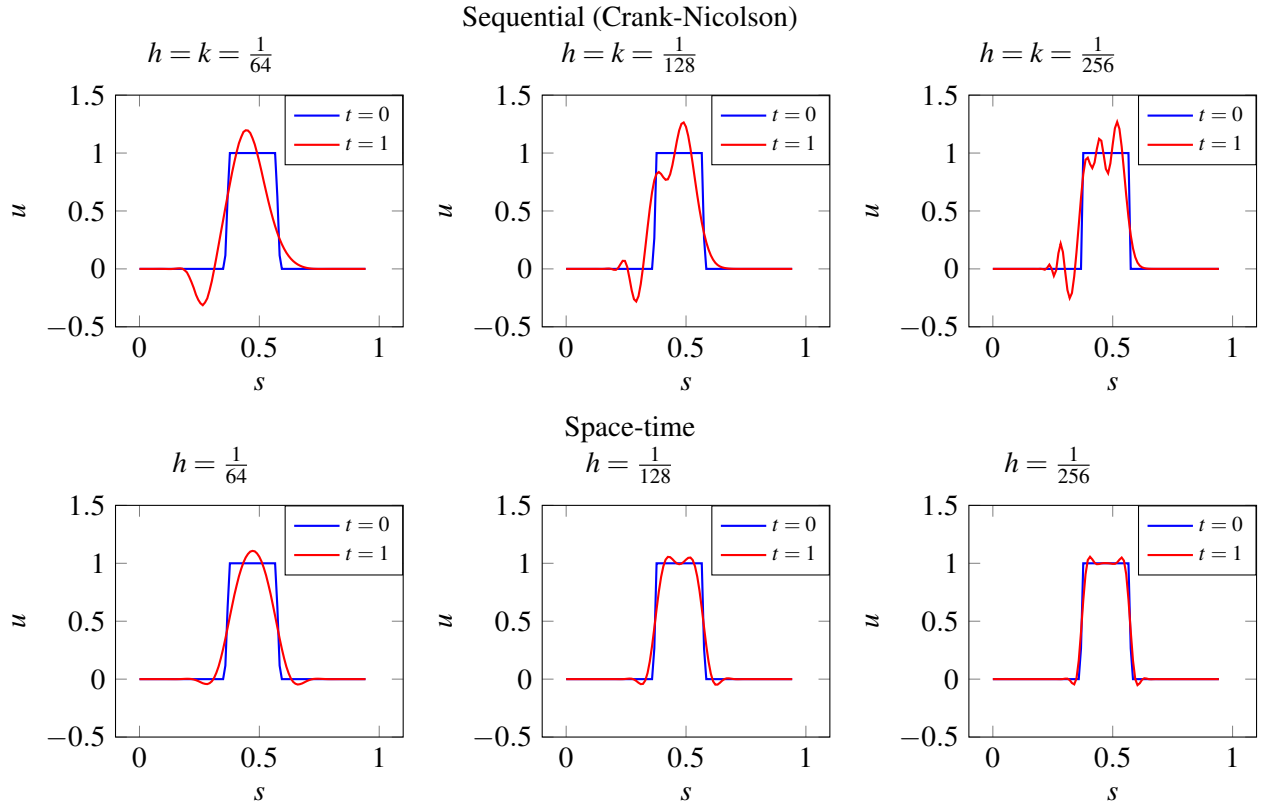


Figure 6: Sequential and space-time solutions for the case described in Section 3.2.2 on a uniform mesh of size 128^3 .

3.2.2. Pure advection with a discontinuous initial condition

We solve (41) with the same advection field mentioned in (42) but this time with an initial condition that is not smooth in space. The initial data is given by,

$$u_0(\mathbf{x}) = \begin{cases} 1 & \text{if } (r_1^2 + r_2^2) \leq 1, \\ 0 & \text{otherwise,} \end{cases} \quad (44)$$

where $\mathbf{r} = (\mathbf{x} - \mathbf{x}_o)/\sigma$. Here $\mathbf{x}_o = (\frac{1}{3}, \frac{1}{3})$ is the initial position of the center of the circular pulse. The radius of this pulse is 1. Clearly, u_0 is discontinuous in space, (see Figure 3a, 3c). The diffusivity value ν is set to 10^{-8} in this case. As earlier, the source term f is zero. This choice of a negligible value of ν effectively renders this case as a purely advective one. The global Peclet number is given as $Pe_g = \frac{|a|L}{\nu} \approx 4.4 \times 10^8$. As in the previous case, we discretize this problem through space-time as well as sequential time marching schemes and compare the pulse at $t = 0$ and $t = 1$. Figure 6 shows this comparison for both sequential and space-time method for three sizes of discretizations: $h = \frac{1}{64}$, $\frac{1}{128}$ and $\frac{1}{256}$. The corresponding mesh-Peclet numbers are $Pe = \frac{|a|h}{2\nu} \approx 3.47 \times 10^6$, 1.74×10^6 and 8.68×10^5 respectively. As in the previous example, the plots are line cuts of the pulse onto the plane ‘AB’.

It can be noticed rightaway that both sequential and space-time formulation have difficulty approximating the discontinuous pulse, which can be attributed to the use of continuous Galerkin approximation when attempting to model a solution that is discontinuous. The final time representation of the pulse gets smoothed out in both cases, albeit to a different degree. But once again, the Crank-Nicolson method exhibits higher dispersion and phase errors, whereas the spacetime solution has zero phase error and a smaller dispersion. Once again, as in the previous example, the undershoot in the Crank-Nicolson method only takes place in the upwind direction whereas there is typically no undershoot in the downwind direction. But the spacetime solution does not display any directional preference for the undershoot.

3.3. Adaptive solutions

The examples considered in the previous section have solutions that show a high degree of spatial as well as temporal localization. That is, at a given instance of time, the solution function has a significant change in

value only at some small area of the whole domain and zero at all other points of the domain. Moreover, as time evolves, there is a limited region where the solution changes. A significant portion of the domain never experiences any change in the solution with the evolution of time. This can be observed in Figure 5, where the solution is zero in all of the white region. This kind of problems are therefore perfect candidates where space-time adaptive refinement strategy can be useful. To show the effectiveness of adaptive refinement in a space-time simulation, we consider the following three examples.

3.3.1. The heat equation: estimator behavior in adaptive refinement

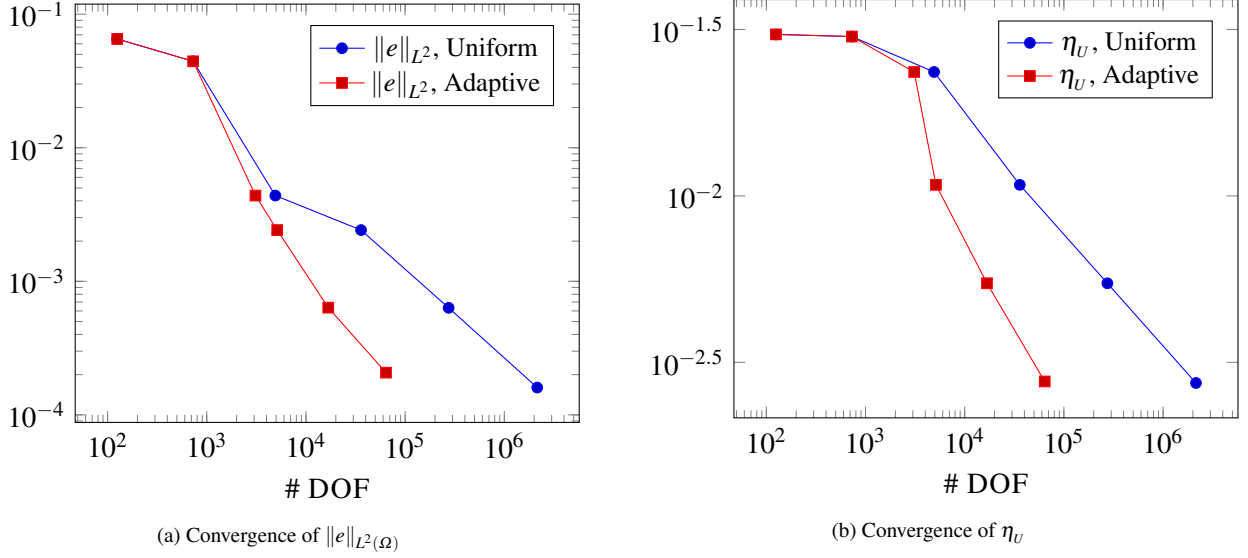


Figure 7: Comparison of the error indicator and the error in L^2 -norm in both uniform and adaptive refinement

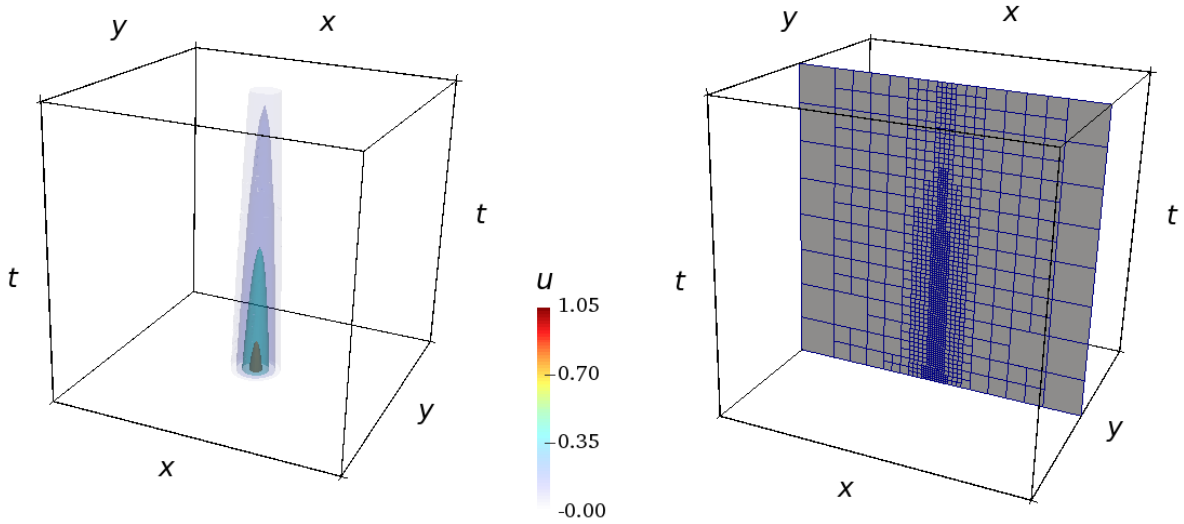


Figure 8: (Left) contours of the solution to the Gaussian heat source problem (39), (right) a $y-t$ slice at the final state of the adaptively refined mesh

We begin with a simple heat diffusion problem to illustrate adaptive refinement in space-time. We go back to the heat (39) with a forcing f given by

$$f = - \left[2 + v \left(\frac{r_x^2 + r_y^2}{d^4} \right) \left\{ 6 + \frac{4}{d^4} (r_x^4 - r_x^2 r_y^2 + r_y^4) \right\} \right] e^{-2t - \frac{r_x^2 + r_y^2}{d^2}}. \quad (45)$$

The analytical solution is given by

$$u = e^{-2t - \frac{r_x^2 + r_y^2}{d^2}}. \quad (46)$$

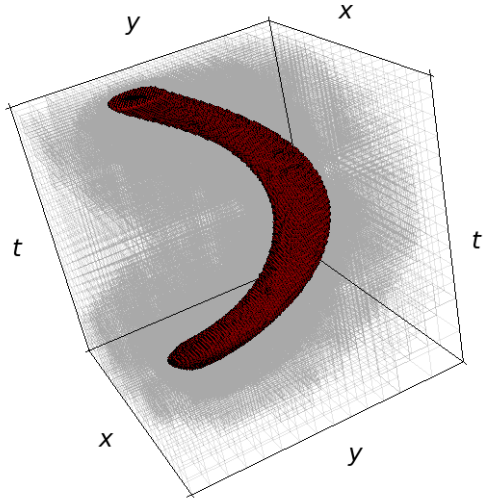


Figure 9: Space-time mesh at the final refinement state for the advection diffusion equation with a smooth bicosine pulse as the initial condition.

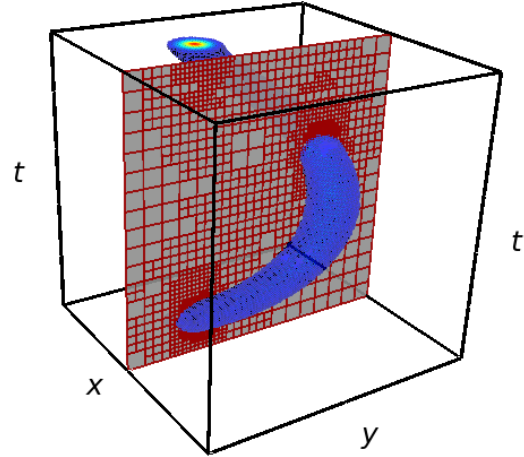


Figure 10: Space-time solution contour of a bi-cosine cone in a rotating field

This problem describes a Gaussian pulse at the center of the spatial domain U diffusing as time evolves. In both (45) and (46), $r_x = x - x_0$ and $r_y = y - y_0$, where $(x_0, y_0) = (\frac{1}{2}, \frac{1}{2})$ is the center of the heat pulse, $d = 0.05$ is the “thickness” of the pulse. The diffusivity $\nu = 0.01$

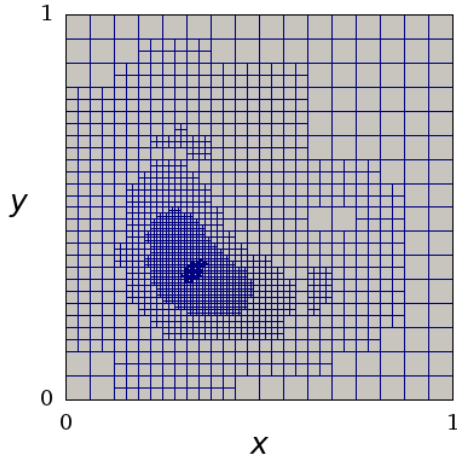
To solve this problem adaptively, we begin with a very coarse 3D octree mesh (representing 2D in space and 1D in time). After computing the FEM space-time solution on this coarse mesh, we use the *a posteriori* error estimate presented in Theorem 2.6 to calculate the error indicator η_K in each element ($K \in K_h$). The elements, where the indicator η_K is larger than a predetermined error tolerance, are refined. The refined mesh is then used to solve the same problem once again. This process is repeated for a few times till the error value in all the elements are smaller than the tolerance. Figure 7 shows comparisons of $\|u - u^h\|_{L^2(U)}$ and η_U for both uniform refinement and adaptive refinement. As expected, the error decreases much more rapidly when adaptive refinement is used.

A slice of the space-time mesh at the final refined state is shown in Figure 8. The slice is a y -constant plane, therefore the levels of refinement in the time direction are visible in this image. The largest element size in this slice is $h_{max} = \frac{1}{2^3} = \frac{1}{8}$ whereas the smallest element size is $h_{min} = \frac{1}{2^7} = \frac{1}{128}$. The ratio of h_{max} to h_{min} is thus 16.

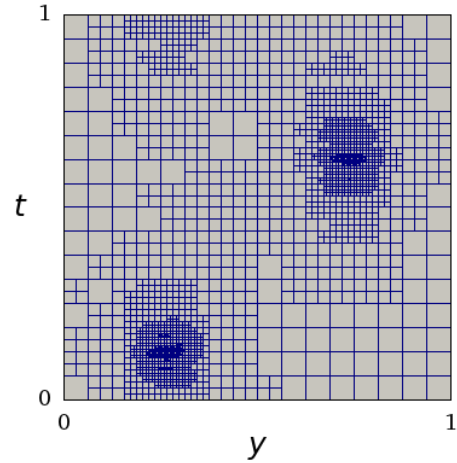
3.3.2. Advection-diffusion with smooth initial condition

Figure 9 shows the pulse contour for the advection diffusion problem (solved earlier using a uniform space-time mesh) with a smooth initial condition, along with the adaptively refined space-time mesh. A 2D slice of the same mesh is shown in Figure 10. Figure 11a shows the mesh slice at $t = 1$. As expected, the refinement is clustered around the smooth pulse. Figure 11b on the other hand, shows a $y-t$ slice of the whole mesh. Once again, as seen from both these slices, the mesh size varies greatly between the finer and the coarser regions, which in this case, differs by a factor of 2^5 , i.e., the largest element has a size that is 32 times the size of the smallest element. Especially in relation to the mesh slice in Figure 11b, it can be interpreted that different regions in the spatial domain are subjected to different “time steps” to reach the same final time. This is a very different behavior compared to a sequential solution where every region in the spatial domain has to go through the same number of time steps to reach the final time. Moreover, in sequential methods, the size of this time-step is often constrained by the minimum size of the mesh. For example, in this problem, the error in the solution is higher near the peak of the pulse and is gradually less as distance from the peak increases in space-time. This indicates that to achieve a reasonable accuracy, the regions near the pulse need to be resolved at least by elements of size $\approx \frac{1}{2^8}$ in space. This then implies that when using implicit time-marching methods such as the Crank-Nicolson method, the time-step size also needs to be $\mathcal{O}(h)$.

Figure 12 plots the cross-section of the pulse at $t = 0$ and $t = 1$ solved through both uniform-refinement and adaptive-refinement for four different values of ν . For all of these four cases, the uniformly refined mesh is of size 128^3 , i.e., $\text{DOF} = 2146689$. The DOF in the adaptive meshes vary from case to case. As an example,



(a) An $x-y$ cross-section of the mesh $t = 1$



(b) A $y-t$ cross-section of the mesh at $x = 0.5$

Figure 11: Slices of the final refined mesh for the adaptive solution of [Section 3.3.2](#)

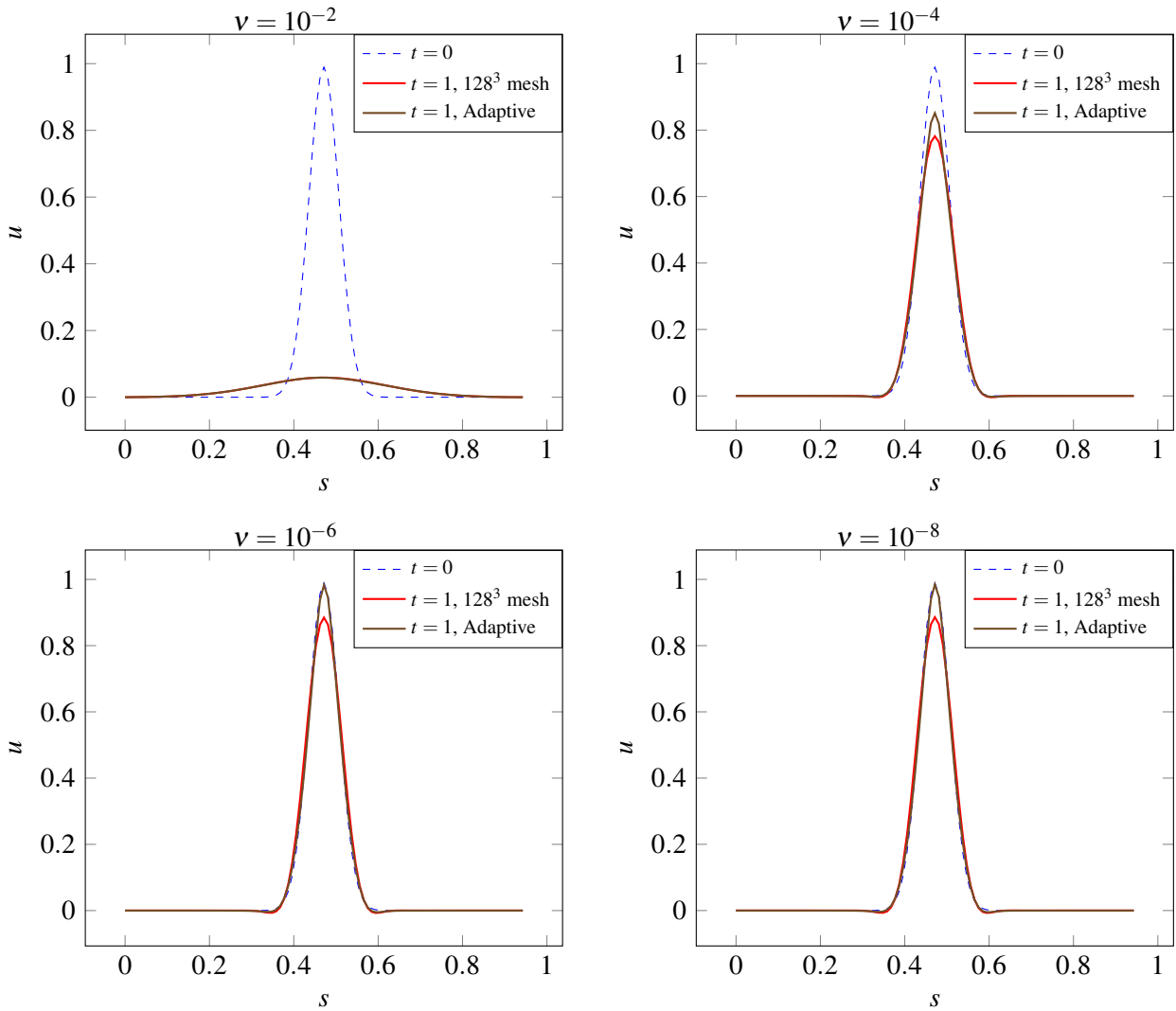


Figure 12: Comparison of the cross-section of the pulse at $t = 0$ and $t = 1$ between a uniform mesh of 128^3 and an adaptively refined mesh for different values of ν

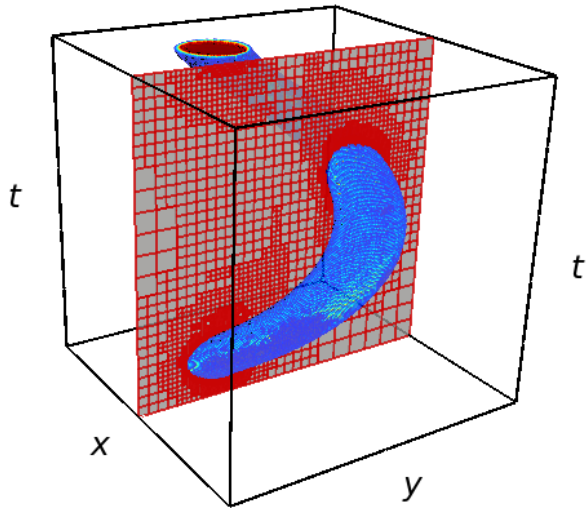


Figure 13: Contour of the discontinuous pulse through the space-time mesh

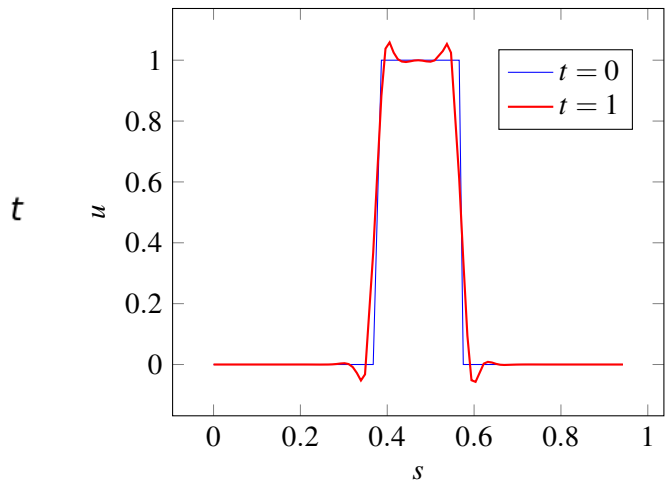


Figure 14: Cross section of the discontinuous pulse at $t = 0$ and $t = 1$

for the case of $\nu = 10^{-8}$, the final refined state has $\text{DOF} = 192507$.

Note that there is an appreciable decrease in the height of the pulse when $\nu = 10^{-4}$, but there is no such apparent loss when $\nu = 10^{-6}$ or $\nu = 10^{-8}$ which is correctly captured by the adaptive solutions. But the uniform 128^3 mesh is unable to capture this; indicating that a further finer mesh is required. This shows that when ν is very low, it is very difficult to resolve the peak without resorting to extremely small mesh sizes. A final observation is that $\nu < 10^{-6}$ can be used to model a “pure advection” case when considering $t \in [0, 1]$ for this problem. Thus, this value of ν is used to model a “purely advective” transport problem in the next example.

3.3.3. The advection-diffusion with sharp initial condition

Finally we take a quick glance at the adaptive solution of the pure advection problem with a discontinuous initial data. This is the same problem discussed in Section 3.2.2. Figure 13 shows contour of the discontinuous pulse in the space-time mesh at the final refinement state. Figure 14 shows the cross-section of the pulse at $t = 0$ and at $t = 1$. The interior of the pulse has bigger elements than the boundary of the pulse where the discontinuity lies. As mentioned before, the solution quality near the discontinuity is restricted by the underlying continuous Galerkin method which is not ideal at approximating discontinuities. This produces overshoot and undershoot near the discontinuity which results in higher residual and eventually high refinement near the discontinuity. Figure 15a shows a 2D $x - y$ slice and Figure 15b shows a 2D $y - t$ slice of the final refined mesh. Once again the mesh size varies greatly throughout the domain.

4. Conclusions

In this work we considered a coupled-space-time finite element formulation of the time-dependent advection-diffusion equation using continuous Galerkin method. Such an operator can be cast as a generalized advection-diffusion equation in the space-time domain. Due to the non-dissipative nature of the advection operator, the discrete problem corresponding to these equations may become unstable. To overcome this lack of stability of the discrete variational problem, we formulate an analogue of the Galerkin/least square (GLS) stabilization method in space-time. We show that the GLS-type regularization results in a stable discrete variational problem. We subsequently prove a priori error estimates; and also present a residual based a posteriori error estimate that is used to achieve adaptive refinement in space-time.

We test our method on various numerical examples such as the heat equation (smooth solution) and the advection-diffusion equation (both smooth and non-smooth solution). An interesting feature of the space-time solution is that the solution does not suffer any phase error. Also when approximating a discontinuous solution, the space-time method display considerably less oscillations compared to a sequential method of similar

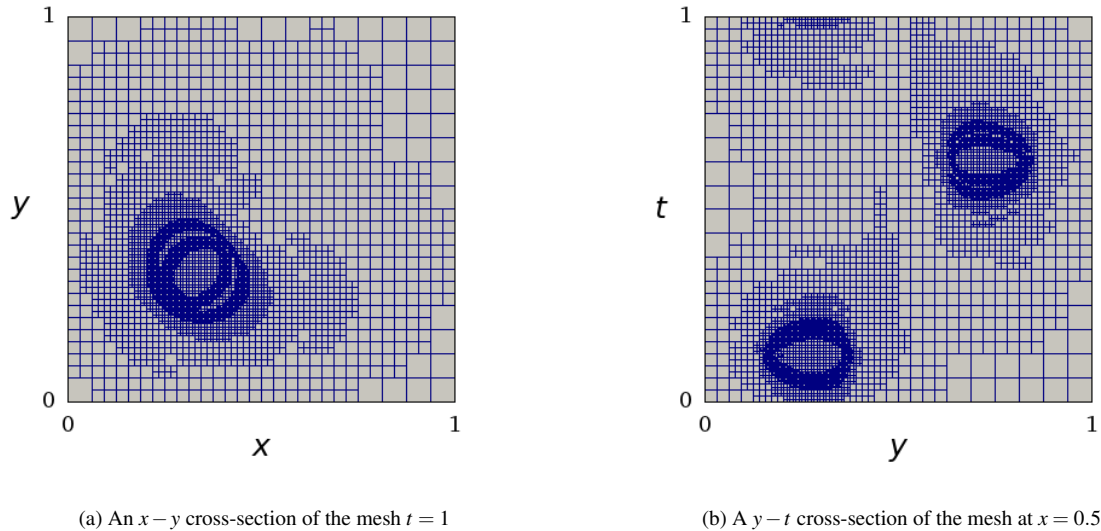


Figure 15: Slices of the final refined mesh for the adaptive solution of [Section 3.3.3](#)

accuracy (Crank-Nicolson method). When coupled with an adaptive mesh refinement strategy, both smooth and discontinuous fields can be approximated closely and can even model no-loss solution in the presence of negligible diffusion.

Potential future work include extension to other stabilization techniques such as the streamline upwind Petrov Galerkin method and the variational multiscale method. In addition, nonlinear equations pose significantly different challenges compared to linear PDEs, therefore nonlinear operators such as the Cahn-Hilliard system or the Navier-Stokes equation need to be considered and analyzed with such a formulation. Furthermore, all the examples in this paper were obtained using 3D space-time (i.e., 2D + time) meshes, thus another avenue of future works include extension of the computational meshes to four-dimensions.

5. Acknowledgements

This work was partly supported by the National Science Foundation under the grants NSF LEAP-HI 2053760, NSF 1935255.

References

References

- [1] TE Tezduyar, M Behr, and J Liou. A new strategy for finite element computations involving moving boundaries and interfaces—the deforming-spatial-domain/space-time procedure: I. the concept and the preliminary numerical tests. *Computer Methods in Applied Mechanics and Engineering*, 94(3):339–351, 1992.
- [2] Tayfun E Tezduyar, Mittal Behr, S Mittal, and J11530600745 Liou. A new strategy for finite element computations involving moving boundaries and interfaces—the deforming-spatial-domain/space-time procedure: Ii. computation of free-surface flows, two-liquid flows, and flows with drifting cylinders. *Computer methods in applied mechanics and engineering*, 94(3):353–371, 1992.
- [3] Kenji Takizawa and Tayfun E Tezduyar. Space-time fluid-structure interaction methods. *Mathematical Models and Methods in Applied Sciences*, 22(supp02):1230001, 2012.
- [4] Wolfgang Hackbusch. Parabolic multi-grid methods. In *Proc. Of the Sixth Int’L. Symposium on Computing Methods in Applied Sciences and Engineering, VI*, pages 189–197, Amsterdam, The Netherlands, The Netherlands, 1985. North-Holland Publishing Co.

- [5] Ch Lubich and A Ostermann. Multi-grid dynamic iteration for parabolic equations. *BIT Numerical Mathematics*, 27(2):216–234, 1987.
- [6] Graham Horton and Stefan Vandewalle. A space-time multigrid method for parabolic partial differential equations. *SIAM Journal on Scientific Computing*, 16(4):848–864, 1995.
- [7] Martin J Gander. 50 years of time parallel time integration. In *Multiple Shooting and Time Domain Decomposition Methods*, pages 69–113. Springer, 2015.
- [8] Stefan Vandewalle. *Parallel multigrid waveform relaxation for parabolic problems*. Springer-Verlag, 2013.
- [9] Ivo Babuska and Tadeusz Janik. The h-p version of the finite element method for parabolic equations. part i. the p-version in time. *Numerical Methods for Partial differential equations*, 5(4):363–399, 1989.
- [10] Ivo Babuš and Tadeusz Janik. The h-p version of the finite element method for parabolic equations. ii. the h-p version in time. *Numerical Methods for Partial Differential Equations*, 6(4):343–369, 1990.
- [11] Thomas JR Hughes and Gregory M Hulbert. Space-time finite element methods for elastodynamics: formulations and error estimates. *Computer methods in applied mechanics and engineering*, 66(3):339–363, 1988.
- [12] Gregory M Hulbert and Thomas JR Hughes. Space-time finite element methods for second-order hyperbolic equations. *Computer methods in applied mechanics and engineering*, 84(3):327–348, 1990.
- [13] Ulrich Langer, Stephen E Moore, and Martin Neumüller. Space–time isogeometric analysis of parabolic evolution problems. *Computer methods in applied mechanics and engineering*, 306:342–363, 2016.
- [14] Robert Dyja, Baskar Ganapathysubramanian, and Kristoffer G van der Zee. Parallel-in-space-time, adaptive finite element framework for nonlinear parabolic equations. *SIAM Journal on Scientific Computing*, 40(3):C283–C304, 2018.
- [15] Masado Ishii, Milinda Fernando, Kumar Saurabh, Biswajit Khara, Baskar Ganapathysubramanian, and Hari Sundar. Solving pdes in space-time: 4d tree-based adaptivity, mesh-free and matrix-free approaches. In *Proceedings of the International Conference for High Performance Computing, Networking, Storage and Analysis*, pages 1–61, 2019.
- [16] Randolph E Bank, Panayot S Vassilevski, and Ludmil T Zikatanov. Arbitrary dimension convection–diffusion schemes for space–time discretizations. *Journal of Computational and Applied Mathematics*, 310:19–31, 2017.
- [17] Alexander N Brooks and Thomas JR Hughes. Streamline upwind/petrov-galerkin formulations for convection dominated flows with particular emphasis on the incompressible navier-stokes equations. *Computer methods in applied mechanics and engineering*, 32(1-3):199–259, 1982.
- [18] Jean Donea and Antonio Huerta. *Finite element methods for flow problems*. John Wiley & Sons, 2003.
- [19] Roman Andreev. *Stability of space-time Petrov-Galerkin discretizations for parabolic evolution equations*. PhD thesis, ETH Zurich, 2012.
- [20] Christian Mollet. Stability of petrov–galerkin discretizations: Application to the space-time weak formulation for parabolic evolution problems. *Computational Methods in Applied Mathematics*, 14(2):231–255, 2014.
- [21] Olaf Steinbach. Space-time finite element methods for parabolic problems. *Computational methods in applied mathematics*, 15(4):551–566, 2015.
- [22] Claes Johnson, Uno Nävert, and Juhani Pitkäranta. Finite element methods for linear hyperbolic problems. *Computer methods in applied mechanics and engineering*, 45(1-3):285–312, 1984.

- [23] Claes Johnson and Jukka Saranen. Streamline diffusion methods for the incompressible euler and navier-stokes equations. *Mathematics of Computation*, 47(175):1–18, 1986.
- [24] Thomas JR Hughes, Leopoldo P Franca, and Gregory M Hulbert. A new finite element formulation for computational fluid dynamics: VIII. the galerkin/least-squares method for advective-diffusive equations. *Computer methods in applied mechanics and engineering*, 73(2):173–189, 1989.
- [25] Thomas JR Hughes. Multiscale phenomena: Green’s functions, the dirichlet-to-neumann formulation, subgrid scale models, bubbles and the origins of stabilized methods. *Computer methods in applied mechanics and engineering*, 127(1-4):387–401, 1995.
- [26] Leopoldo P Franca, G Hauke, and A Masud. Stabilized finite element methods. International Center for Numerical Methods in Engineering (CIMNE), Barcelona . . . , 2004.
- [27] Leopoldo P Franca, Sergio L Frey, and Thomas JR Hughes. Stabilized finite element methods: I. application to the advective-diffusive model. *Computer Methods in Applied Mechanics and Engineering*, 95(2):253–276, 1992.
- [28] Charbel Farhat and Marion Chandesris. Time-decomposed parallel time-integrators: theory and feasibility studies for fluid, structure, and fluid–structure applications. *International Journal for Numerical Methods in Engineering*, 58(9):1397–1434, 2003.
- [29] Julien Cortial and Charbel Farhat. A time-parallel implicit method for accelerating the solution of non-linear structural dynamics problems. *International Journal for Numerical Methods in Engineering*, 77(4):451–470, 2009.
- [30] Stephanie Friedhoff, Robert D Falgout, TV Kolev, S MacLachlan, and Jacob B Schroder. A multigrid-in-time algorithm for solving evolution equations in parallel. Technical report, Lawrence Livermore National Lab.(LLNL), Livermore, CA (United States), 2012.
- [31] Matthew Emmett and Michael Minion. Toward an efficient parallel in time method for partial differential equations. *Communications in Applied Mathematics and Computational Science*, 7(1):105–132, 2012.
- [32] Robert Speck, Daniel Ruprecht, Rolf Krause, Matthew Emmett, Michael Minion, Mathias Winkel, and Paul Gibbon. A massively space-time parallel n-body solver. In *SC’12: Proceedings of the International Conference on High Performance Computing, Networking, Storage and Analysis*, pages 1–11. IEEE, 2012.
- [33] Reza Abedi, Shuo-Heng Chung, Jeff Erickson, Yong Fan, Michael Garland, Damrong Guoy, Robert Haber, John M Sullivan, Shripad Thite, and Yuan Zhou. Spacetime meshing with adaptive refinement and coarsening. In *Proceedings of the twentieth annual symposium on Computational geometry*, pages 300–309, 2004.
- [34] Joshua Christopher, Xinfeng Gao, Stephen M Guzik, Robert Falgout, and Jacob Schroder. Parallel in time for a fully space-time adaptive mesh refinement algorithm. In *AIAA Scitech 2020 Forum*, page 0340, 2020.
- [35] Sergio Gómez, Lorenzo Mascotto, and Ilaria Perugia. Design and performance of a space-time virtual element method for the heat equation on prismatic meshes. *arXiv preprint arXiv:2306.09191*, 2023.
- [36] Mats G Larson and Fredrik Bengzon. *The finite element method: theory, implementation, and applications*, volume 10. Springer Science & Business Media, 2013.
- [37] Ramon Codina. On stabilized finite element methods for linear systems of convection–diffusion–reaction equations. *Computer Methods in Applied Mechanics and Engineering*, 188(1-3):61–82, 2000.
- [38] Farzin Shakib, Thomas JR Hughes, and Zdeněk Johan. A new finite element formulation for computational fluid dynamics: X. the compressible euler and navier-stokes equations. *Computer Methods in Applied Mechanics and Engineering*, 89(1-3):141–219, 1991.

- [39] JT (John Tinsley) Oden and Junuthula Narasimha Reddy. *An introduction to the mathematical theory of finite elements*. John Wiley & Sons, Limited, 1976.
- [40] Lawrence C Evans. *Partial differential equations*, volume 19. American Mathematical Society, 2022.
- [41] Susanne Brenner and Ridgway Scott. *The mathematical theory of finite element methods*, volume 15. Springer Science & Business Media, 2007.
- [42] Rüdiger Verfürth. *A posteriori error estimation techniques for finite element methods*. OUP Oxford, 2013.
- [43] Daniele Antonio Di Pietro and Alexandre Ern. *Mathematical aspects of discontinuous Galerkin methods*, volume 69. Springer Science & Business Media, 2011.

Appendix A. Proofs for Section 2

Appendix A.1. Lemma 2.1 (Boundedness)

Proof of Lemma 2.1. A reminder from (23) that

$$b_h(u_h, v_h) = (\partial_t u_h, v_h) + ((\mathbf{a} \cdot \nabla) u_h, v_h) + (\mathbf{v} \nabla u_h, \nabla v_h) + (\boldsymbol{\varepsilon} M u_h, M v_h)_h.$$

Using $\nabla \cdot \mathbf{a} = 0$, and assuming $\|\mathbf{a}\|_\infty = \theta$, we can rewrite the second term as

$$\begin{aligned} ((\mathbf{a} \cdot \nabla) u_h, v_h) &= ((\mathbf{a} \cdot \nabla) u_h, v_h) + ((\nabla \cdot \mathbf{a}) u_h, v_h) = (\nabla \cdot (u_h \mathbf{a}^T), v_h) = - (u_h \mathbf{a}^T, \nabla v_h) \\ &\leq \|u_h\| \|\mathbf{a}\|_\infty \|\nabla v_h\| \\ &= \theta \|u_h\| \|\nabla v_h\|, \end{aligned}$$

where we have used the Hölder's inequality with $p = 2$, $q = \infty$, $r = 2$. So, we have

$$\begin{aligned} |b_h(u_h, v_h)| &\leq \|\partial_t u_h\| \|v_h\| + \theta \|u_h\| \|\nabla v_h\| + \mathbf{v} \|\nabla u_h\| \|\nabla v_h\| + \left\| \boldsymbol{\varepsilon}^{1/2} M u_h \right\|_h \left\| \boldsymbol{\varepsilon}^{1/2} M v_h \right\|_h \\ &\leq \left[\|\partial_t u_h\|^2 + \theta^2 \|u_h\|^2 + \mathbf{v}^2 \|\nabla u_h\|^2 + \left\| \boldsymbol{\varepsilon}^{1/2} M u_h \right\|_h^2 \right]^{1/2} \\ &\quad \times \left[\|v_h\|^2 + 2 \|\nabla v_h\|_h^2 + \left\| \boldsymbol{\varepsilon}^{1/2} M v_h \right\|_h^2 \right]^{1/2}. \end{aligned}$$

Now, we have the trace inequalities [40, 41, 42],

$$\|u_h\|_{\Gamma_T} \leq C \|u_h\|_{H^1(U)} \leq C_\Gamma \|u_h\|, \quad (\text{A.1})$$

where we have used the Poincaré's inequality in the last step. Now, suppose C_Γ^{\min} is a constant such that $\|u_h\|_{\Gamma_T} = C_\Gamma^{\min} \|u_h\|$ holds. Then, using $\lambda = (C_\Gamma^{\min})^{-1}$, we have

$$\begin{aligned} |b_h(u_h, v_h)| &\leq \left[\|\partial_t u_h\|^2 + \theta^2 \lambda^2 \|u_h\|_{\Gamma_T}^2 + \mathbf{v}^2 \|\nabla u_h\|^2 + \left\| \boldsymbol{\varepsilon}^{1/2} M u_h \right\|_h^2 \right]^{1/2} \\ &\quad \times \left[\lambda^2 \|v_h\|_{\Gamma_T}^2 + 2 \|\nabla v_h\|_h^2 + \left\| \boldsymbol{\varepsilon}^{1/2} M v_h \right\|_h^2 \right]^{1/2} \\ &\leq \mu_b \|u_h\|_* \|v_h\|, \end{aligned}$$

where

$$\begin{aligned} \mu_b &= c_1 \times c_2, \\ c_1 &= \max \{1, (\theta \lambda)^2, \mathbf{v}^2\}, \\ c_2 &= \max \{2, (\lambda)^2\}. \end{aligned}$$

■

Appendix A.2. *Lemma 2.2 (Coercivity)*

Proof of Lemma 2.2. From (23), we have

$$b_h(u_h, u_h) = (\partial_t u_h, u_h) + ((\mathbf{a} \cdot \nabla) u_h, u_h) + (\mathbf{v} \nabla u_h, \nabla u_h) + (\varepsilon M u_h, M u_h)_h.$$

The first term can be written as

$$\begin{aligned} (\partial_t u_h, u_h) &= \int_{\Omega} \int_0^T u_h \partial_t u_h dt d\Omega = \frac{1}{2} \int_{\Omega} \int_0^T \frac{\partial}{\partial t} (u_h^2) dt d\Omega = \frac{1}{2} \int_{\Omega} [u_h^2(\mathbf{x}, T) - u_h^2(\mathbf{x}, 0)] d\Omega \\ &= \frac{1}{2} \int_{\Omega} u_h^2(\mathbf{x}, T) d\Omega \\ &= 1/2 \|u_h\|_{L^2_T}^2. \end{aligned}$$

As shown in the proof of Lemma 2.1 (Appendix A.1), using $\nabla \cdot \mathbf{a} = 0$, the second term can be written as

$$\begin{aligned} ((\mathbf{a} \cdot \nabla) u_h, u_h) &= - (u_h \mathbf{a}^T, \nabla u_h) \\ &= - (u_h, (\mathbf{a} \cdot \nabla) u_h). \end{aligned}$$

Which implies $2((\mathbf{a} \cdot \nabla) u_h, u_h) = 0$. So, we have

$$\begin{aligned} b_h(u_h, u_h) &= 1/2 \|u_h\|_{L^2_T}^2 + \mathbf{v} \|\nabla u_h\|^2 + \|\varepsilon^{1/2} M u_h\|_h^2 \\ &\geq \mu_c \|u_h\|^2, \end{aligned}$$

where $\mu_c = \min\{1/2, \mathbf{v}\}$. ■

Appendix A.3. *Corollary 2.3.1*

Proof of Corollary 2.3.1. We make use of the trace inequality [43, 42] defined for each element K in the mesh,

$$\begin{aligned} \|v - I_h v\|_{L^2(\partial K)}^2 &\leq C_E \left(h_K^{-1} \|v - I_h v\|_{L^2(K)}^2 + h_K \|\nabla(v - I_h v)\|_{L^2(K)}^2 \right) \\ &\leq C_E \left(h_K^{-1} C_{a0}^2 h_K^{2(k+1-0)} |v|_{H^{k+1}(K)}^2 + h_K C_{a1}^2 h_K^{2(k+1-1)} |v|_{H^{k+1}(K)}^2 \right) \\ &\leq C_E (C_{a0}^2 + C_{a1}^2) h_K^{2k+1} |v|_{H^{k+1}(K)}^2 \\ &= C_{aE}^2 h_K^{2k+1} |v|_{H^{k+1}(K)}^2, \end{aligned}$$

where $C_{aE} = \sqrt{C_E (C_{a0}^2 + C_{a1}^2)}$. ■

Appendix A.4. *Lemma 2.4*

Proof of Lemma 2.4. Suppose, $\hat{e} = I_h u - u$, and assume $\varepsilon_{\max} = \max_K \varepsilon_K$. Then we have

$$\begin{aligned} \|\hat{e}\|^2 &= \left[\|\hat{e}\|_{L^2_T}^2 + \|\nabla \hat{e}\|^2 + \|\varepsilon^{1/2} [\partial_t \hat{e} + (\mathbf{a} \cdot \nabla) \hat{e} - \mathbf{v} \Delta \hat{e}]\|_h^2 \right] \\ &\leq C_{a\Gamma}^2 h^{2k+1} |u|_{H^{k+1}(U)}^2 + C_{a1}^2 h^{2k} |u|_{H^{k+1}(U)}^2 + \varepsilon_{\max} \sum_{K \in K_h} \|\partial_t \hat{e} + (\mathbf{a} \cdot \nabla) \hat{e} - \mathbf{v} \Delta \hat{e}\|_K^2 \\ &\leq \left(C_{a\Gamma}^2 h^{2k+1} + C_{a1}^2 h^{2k} \right) |u|_{H^{k+1}(U)}^2 + \varepsilon_{\max} \sum_{K \in K_h} [\|\partial_t \hat{e}\|_K + \|(\mathbf{a} \cdot \nabla) \hat{e}\|_K + \mathbf{v} \|\Delta \hat{e}\|_K]^2 \\ &\leq \left(C_{a\Gamma}^2 h^{2k+1} + C_{a1}^2 h^{2k} \right) |u|_{H^{k+1}(U)}^2 + \varepsilon_{\max} \sum_{K \in K_h} \left[C_{a1} (1 + \|\mathbf{a}\|_{\infty}) h_K^k |u|_{H^{k+1}(K)} + \mathbf{v} C_{a2} h_K^{k-1} |u|_{H^{k+1}(K)} \right]^2 \\ &\leq \left(C_{a\Gamma}^2 h^{2k+1} + C_{a1}^2 h^{2k} \right) |u|_{H^{k+1}(U)}^2 + C \varepsilon_{\max} \sum_{K \in K_h} (h_K + c)^2 h_K^{2(k-1)} |u|_{H^{k+1}(K)}^2 \\ &\leq \left(C_{a\Gamma}^2 h^{2k+1} + C_{a1}^2 h^{2k} \right) |u|_{H^{k+1}(U)}^2 + C \varepsilon_{\max} (h + c)^2 h^{2(k-1)} \sum_{K \in K_h} |u|_{H^{k+1}(K)}^2 \end{aligned}$$

$$\begin{aligned}
&\leq \left(C_{a\Gamma}^2 h^{2k+1} + C_{a1}^2 h^{2k} + C \varepsilon_{\max} (h+c)^2 h^{2(k-1)} \right) |u|_{H^{k+1}(U)}^2 \\
&\leq [C_1 h^3 + C_2 h^2 + C_3 \varepsilon_{\max} (h+c)^2] h^{2(k-1)} |u|_{H^{k+1}(U)}^2.
\end{aligned}$$

Assuming $\varepsilon_{\max} = \gamma h^2$, $\gamma > 0$, (i.e., assuming a diffusive limit, see Remark 3), we have

$$\begin{aligned}
\|\hat{e}\|^2 &\leq [C_1 h + C_2 + C_3 \gamma (h+c)^2] h^{2k} |u|_{H^{k+1}(U)}^2 \\
&\leq (C(h))^2 h^{2k} |u|_{H^{k+1}(U)}^2.
\end{aligned}$$

Thus, we have the required estimate. ■

Appendix A.5. Theorem 2.5 (A priori error estimate)

Proof of Theorem 2.5. Define $e = u_h - u$, $e_h = u_h - I_h u$ and $\hat{e} = I_h u - u$. These three quantities are related as

$$e = u_h - u \tag{A.2}$$

$$= u_h - I_h u + I_h u - u \tag{A.3}$$

$$= e_h + \hat{e} \tag{A.4}$$

By triangle inequality

$$\|e\| \leq \|e_h\| + \|\hat{e}\| \tag{A.5}$$

From Lemma 2.4, the estimate on $\|\hat{e}\|$ is already known, i.e.,

$$\|\hat{e}\| \leq C_1 h^k |v|_{H^{k+1}(U)} \tag{A.6}$$

Now we try to estimate $\|e_h\|$ using $b_h(e_h, e_h)$. We have

$$\mu_c \|e_h\|^2 \leq b_h(e_h, e_h) = b_h(e - \hat{e}, e_h) = b_h(e, e_h) - b(\hat{e}, e_h) = -b(\hat{e}, e_h) \leq |b(\hat{e}, e_h)| \leq \mu_b \|\hat{e}\|_* \|e_h\|,$$

i.e.,

$$\|e_h\| \leq (\mu_b/\mu_c) \|\hat{e}\|_* \leq C_2 h^k |v|_{H^{k+1}(U)}.$$

Substituting in (A.5), we get

$$\|e\| \leq \|e_h\| + \|\hat{e}\| \tag{A.7}$$

$$\leq (C_1 + C_2) h^k |v|_{H^{k+1}(U)} \tag{A.8}$$

$$\leq C h^k |v|_{H^{k+1}(U)}. \tag{A.9}$$

Appendix A.6. Theorem 2.6 (A posteriori error estimate)

Proof of Theorem 2.6. The proof below closely follows the arguments presented in Section 1.4 of [42]. We can rewrite (26) and (27) for any $v \in V$ as

$$(Mu - F, v + \varepsilon Mv)_h = 0 \quad \forall v \in V, \tag{A.10a}$$

$$\implies b_h(u, v) = l_h(v) \quad \forall v \in V. \tag{A.10b}$$

Let us denote the strong residual as $R(u) = Mu - F$, and the weak residual as

$$(R(u_h), v)_h = l_h(v) - b_h(u_h, v) \tag{A.11}$$

$$= b_h(u, v) - b_h(u_h, v) \tag{A.12}$$

$$= b_h(u - u_h, v). \tag{A.13}$$

So, we have

$$(R(u_h), v)_h = I_h(v) - b_h(u_h, v) \quad (\text{A.14})$$

$$= (F, v + \varepsilon Mv)_h - [(\partial_t u_h, v) + ((\mathbf{a} \cdot \nabla)u_h, v) + (v \nabla u_h, \nabla v) + (\varepsilon M u_h, Mv)_h] \quad (\text{A.15})$$

$$= \sum_{K \in \mathcal{K}_h} (F, v + \varepsilon Mv)_K - [(\partial_t u_h, v)_K + ((\mathbf{a} \cdot \nabla)u_h, v)_K + (v \nabla u_h, \nabla v)_K + (M u_h, \varepsilon Mv)_K] \quad (\text{A.16})$$

$$= \sum_{K \in \mathcal{K}_h} (F, v + \varepsilon Mv)_K \quad (\text{A.17})$$

$$- \left[(\partial_t u_h, v)_K + ((\mathbf{a} \cdot \nabla)u_h, v)_K - (v \Delta u_h, v)_K + \sum_{E \in \partial K} (v \hat{\mathbf{n}} \cdot \nabla, v) + (M u_h, \varepsilon Mv)_K \right] \quad (\text{A.18})$$

$$= \sum_{K \in \mathcal{K}_h} (F, v + \varepsilon Mv)_K - \left[(M u_h, v)_K + (M u_h, \varepsilon Mv)_K + \sum_{E \in \partial K} (v \hat{\mathbf{n}} \cdot \nabla, v) \right] \quad (\text{A.19})$$

$$= \sum_{K \in \mathcal{K}_h} (F - M u_h, v + \varepsilon Mv)_K - \sum_{E \in \mathcal{E}_h} (v \mathbb{J}(\hat{\mathbf{n}} \cdot \nabla u_h), v)_E. \quad (\text{A.20})$$

Define the elemental residual as $r = (F - M u_h)|_K$ and the jump on an edge as $j = -(v \mathbb{J}(\hat{\mathbf{n}} \cdot \nabla u_h))|_E$. Then we have

$$(R(u_h), v)_h = \sum_{K \in \mathcal{K}_h} [(r, v)_K + (r, \varepsilon Mv)_K] + \sum_{E \in \mathcal{E}_h} (j, v)_E \quad \text{for any } v \in V \quad (\text{A.21})$$

Now, by Galerkin orthogonality, we have

$$(R(u_h), v_h)_h = 0 \quad \text{for any } v_h \in V_h. \quad (\text{A.22})$$

So, using $v_h \in V_h \subset V$ in (A.21), we have

$$0 = \sum_{K \in \mathcal{K}_h} [(r, v_h)_K + (r, \varepsilon Mv_h)_K] + \sum_{E \in \mathcal{E}_h} (j, v_h)_E \quad \forall v_h \in V_h. \quad (\text{A.23})$$

Subtracting (A.23) from (A.21), we have for any $v \in V$ and every $v_h \in V_h$,

$$(R(u_h), v)_h = \sum_{K \in \mathcal{K}_h} [(r, v - v_h)_K + (r, \varepsilon M(v - v_h))_K] + \sum_{E \in \mathcal{E}_h} (j, (v - v_h))_E \quad (\text{A.24})$$

$$\leq \sum_{K \in \mathcal{K}_h} \|r\|_K (\|v - v_h\|_K + \varepsilon_{\max} \|M(v - v_h)\|_K) + \sum_{E \in \mathcal{E}_h} \|j\|_E \|v - v_h\|_E. \quad (\text{A.25})$$

Now, choosing $v_h = I_h v$ and using the estimates from (33), we have

$$(R(u_h), v)_h \leq \sum_{K \in \mathcal{K}_h} \|r\|_K \left(C_{a0} h_K^{k+1} + \varepsilon_{\max} C_{a2} h_K^{k-1} \right) |v|_{H^{k+1}(K)} + \sum_{E \in \mathcal{E}_h} \|j\|_E C_{a\Gamma} h_K^{k+\frac{1}{2}} |v|_{H^{k+1}(E)}. \quad (\text{A.26})$$

Assuming $\varepsilon_{\max} = \gamma h^2$, $\gamma > 0$, (i.e., assuming a diffusive limit, see Remark 3), we have

$$(R(u_h), v)_h \leq \sum_{K \in \mathcal{K}_h} h_K^{k+1} \|r\|_K (C_{a0} + \gamma C_{a2}) |v|_{H^{k+1}(K)} + \sum_{E \in \mathcal{E}_h} \|j\|_E C_{a\Gamma} h_E^{k+\frac{1}{2}} |v|_{H^{k+1}(E)}. \quad (\text{A.27})$$

Using Cauchy-Schwarz inequality, we have

$$(R(u_h), v)_h \leq C \left[\sum_{K \in \mathcal{K}_h} h_K^{2(k+1)} \|r\|_K^2 + \sum_{E \in \mathcal{E}_h} h_E^{2k+1} \|j\|_E^2 \right]^{1/2} \quad (\text{A.28})$$

$$\times \left[\sum_{K \in \mathcal{K}_h} |v|_{H^{k+1}(K)}^2 + \sum_{E \in \mathcal{E}_h} |v|_{H^{k+1}(E)}^2 \right]^{1/2}. \quad (\text{A.29})$$

The first term in the brackets on the right hand side can be bounded as

$$\begin{aligned}
\left[\sum_{K \in \mathcal{K}_h} h_K^{2(k+1)} \|r\|_K^2 + \sum_{E \in \mathcal{E}_h} h_E^{2k+1} \|j\|_E^2 \right]^{1/2} &\leq \left[\sum_{K \in \mathcal{K}_h} \left(h_K^{2(k+1)} \|r\|_K^2 + \sum_{E \in \mathcal{E}_K} h_E^{2k+1} \|j\|_E^2 \right) \right]^{1/2} \\
&\leq \left[\sum_{K \in \mathcal{K}_h} h^{2k} \left(h_K^2 \|r\|_K^2 + \sum_{E \in \mathcal{E}_K} h_E \|j\|_E^2 \right) \right]^{1/2} \\
&\leq h^k \left(\sum_{K \in \mathcal{K}_h} \eta_K^2 \right)^{1/2}, \\
&= h^k \eta_U
\end{aligned}$$

where h is defined as

$$h = \max \left\{ \max_{K \in \mathcal{K}_h} h_K, \max_{E \in \mathcal{E}_h} h_E \right\}. \quad (\text{A.30})$$

Also, due to shape regularity, we can write

$$\left[\sum_{K \in \mathcal{K}_h} |v|_{H^{k+1}(K)}^2 + \sum_{E \in \mathcal{E}_h} |v|_{H^{k+1}(E)}^2 \right]^{1/2} \leq C |v|_{H^{k+1}(U)}. \quad (\text{A.31})$$

Thus, we have

$$(R(u_h), v)_h \leq C \eta_U h^k |v|_{H^{k+1}(U)}. \quad (\text{A.32})$$

Now, using $(R(u_h), v)_h = b_h(u - u_h, v)$, we also have

$$(R(u_h), v)_h = b_h(u - u_h, v) \quad (\text{A.33})$$

$$= b_h(u - u_h, v) - b_h(u - u_h, v_h) \quad (\text{by Galerkin orthogonality}) \quad (\text{A.34})$$

$$= b_h(u - u_h, v - v_h) \quad (\text{A.35})$$

$$\leq \mu_b \| \|u - u_h\|_* \| \|v - v_h\|. \quad (\text{A.36})$$

Once again, choosing $v_h = I_h v$, we have

$$(R(u_h), v)_h \leq \mu_b \| \|u - u_h\|_* C_{a0} h^k |v|_{H^{k+1}(U)} \quad (\text{A.37})$$

$$\implies \frac{1}{\mu_b C_{a0} h^k |v|_{H^{k+1}(U)}} (R(u_h), v)_h \leq \| \|u - u_h\|_*. \quad (\text{A.38})$$

Using a similar argument as in [42] (Theorem 1.5), we can say

$$\| \|u - u_h\|_* = \sup_{v \in V \setminus \{0\}} \frac{1}{\mu_b C_{a0} h^k |v|_{H^{k+1}(U)}} (R(u_h), v)_h \quad (\text{A.39})$$

$$\leq \frac{1}{\mu_b C_{a0} h^k |v|_{H^{k+1}(U)}} C \eta_U h^k |v|_{H^{k+1}(U)} \quad (\text{A.40})$$

$$\leq C \eta_U. \quad (\text{A.41})$$

■