
Review helps learn better: Temporal Supervised Knowledge Distillation

Dongwei Wang^{1,2}
wangdongwei@sia.cn

Zhi Han^{1,2*}
hanzhi@sia.cn

Yanmei Wang^{1,2}
wangyanmei@sia.cn

Xiai Chen^{1,2}
chenxiai@sia.cn

Baichen Liu^{1,2}
liubaichen@sia.cn

Yandong Tang^{1,2}
tangyandong@sia.cn

¹University of Chinese Academy of Sciences

²State Key Laboratory of Robotics, Shenyang Institute of Automation, Chinese Academy of Sciences

Abstract

Reviewing plays an important role when learning knowledge. The knowledge acquisition at a certain time point may be strongly inspired with the help of previous experience. Thus the knowledge growing procedure should show strong relationship along the temporal dimension. In our research, we find that during the network training, the evolution of feature map follows temporal sequence property. A proper temporal supervision may further improve the network training performance. Inspired by this observation, we design a novel knowledge distillation method. Specifically, we extract the spatiotemporal features in the different training phases of student by convolutional Long Short-term memory network (Conv-LSTM). Then, we train the student net through a dynamic target, rather than static teacher network features. This process realizes the refinement of old knowledge in student network, and utilizes them to assist current learning. Extensive experiments verify the effectiveness and advantages of our method over existing knowledge distillation methods, including various network architectures, different tasks (image classification and object detection).

1 Introduction

"Reviewing the old to learn the new."-Confucius. In the learning process, reviewing not only deepens our memory of old knowledge, but also more importantly, inspires us to learn the new knowledge. We believe that the learning process of neural networks also possesses strong temporal relationship similarly.

To verify this hypothesis, we conducted time series prediction analysis on a fully connected network using Autoregressive Integrated Moving Average model (ARIMA)[2]. Specifically, we train the network to fit a quadratic function and use ARIMA to model the feature maps through epochs. As shown in Fig 1, the fitted ARIMA model can provide a approximated prediction to the real training process, which indicates the temporal sequence property of network learning. Motivated by this observation, we aim to solve the following two questions: (1) Can networks utilize the old knowledge to assist current learning like humans? (2) How to apply positive supervision to the temporal learning process of network?

In this work, we proposed a novel knowledge distillation framework named **Temporal Supervised knowledge Distillation (TSKD)**. Different from existing distillation methods that mainly focus on

extracting knowledge from spatial features, we attempt to extract more knowledge in the temporal dimension. Moreover, we design a dynamic learning target with teacher features to guide the learning process of students. This process imitates the human learning and reviewing knowledge. A better student network can be obtained by the temporal supervision of the teacher network.

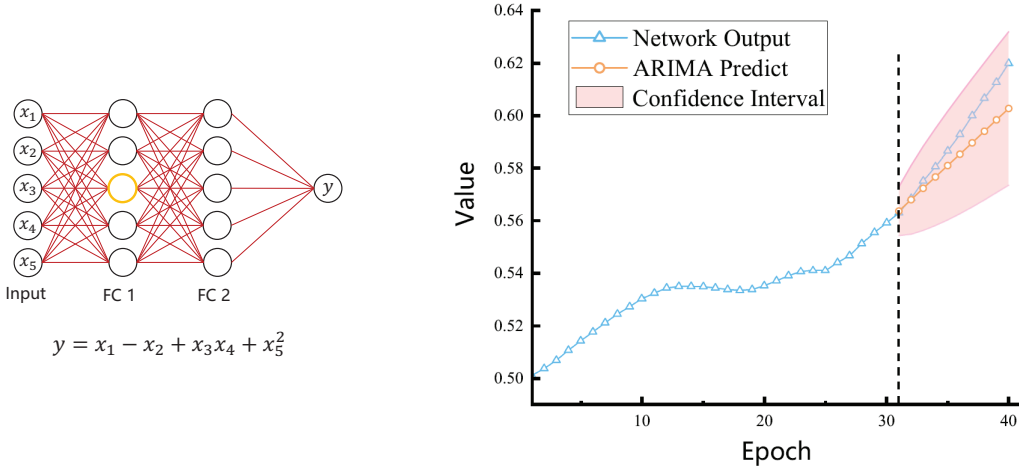


Figure 1: The ARIMA analysis of the fully connected network. We record the output of a neuron in FC1 in the first 30 epochs, and use ARIMA to predict its output in the next 10 epochs. The results show that the prediction can match well with the real outputs.

Overall, our contributions are summarized as follows:

- We find that the knowledge in the network training grows regularly over time. There exists exploitable information in the temporal dimension.
- We establish a new training paradigm by planning the network training as memorize-review mode. This makes it possible for the student network to review old knowledge and utilize it to assist current learning.
- We propose a novel knowledge distillation framework by supervising the student network in the temporal dimension. The spatiotemporal features extracted by a designed Conv-LSTM can be well guided by teacher features.
- We achieve competitive performance against representative feature based distillation works on various computer vision tasks and network architectures.

2 Related Work

Deep learning[17] has brought significant boosts to a series of pattern recognition tasks, such as image classification[24, 16, 29, 32], object detection[7, 21, 9] and semantic segmentation[34, 3]. As powerful networks usually grow deeper and wider[28, 6], knowledge distillation is an effective way to train small models. The concept of knowledge distillation was first proposed by Hinton *et al.*[12], where the student model can achieve better performance by learning the output probability distributions of the teacher model. As the intermediate features contain more knowledge, FitNet[22] was proposed to transfer the knowledge from teacher network features to student network features using \mathcal{L}_2 distance as a constraint. Following FitNet, many existing methods utilize the knowledge within intermediate features and achieve state-of-the-art distillation performance. The mainstream research is designing new transformation and loss functions to distill knowledge in the transformation space. AT[30] used multiple layer attention maps to transfer spatial information. CRD[25] formulated the pair-wise distillation as contrastive learning. OFD[11] designed a new distance function to distill major knowledge between teacher and student using marginal ReLU. Another branch is optimizing the matching relationship between teacher and student feature candidates. ReviewKD[4] used multi-

level information of the teacher to guide one-level learning of the student network. SAD[14] utilized an attention-based meta-network that learns the relative similarities to identify the possible links between teacher features and student features.

However, previous works have mainly focused on transferring the spatial information in teacher features. Researchers tend to neglect the fact that student networks have fundamental differences in learning style on the same data due to the structural discrepancy with teachers. None of them consider using teachers to guide the temporal learning process of students. Moreover, making teacher feature maps as the consistent learning goal may not be the best choice for students to converge. In this paper, we establish the distillation framework from a novel perspective.

3 Method

3.1 Background and Notations

Let $S_0, S_1, \dots, S_{t-1}, S_t$ denote the student network in different training epochs and T denote teacher network. Given the same input data X , we denote the output of teacher layer t_l and student layer s_l as $F_{t_l} \in \mathbb{R}^{C_{t_l} \times H_{t_l} \times W_{t_l}}$ and $F_{s_l}^i \in \mathbb{R}^{C_{s_l} \times H_{s_l} \times W_{s_l}}$, respectively, where C, H and W denote the channels, height and width, respectively, and superscript i denotes the training epoch of the student model. Obviously, $F_{s_l}^i$ and F_{t_l} have spatial information discrepancies due to the different convergence degree of the network. Previous works have mainly focused on knowledge transfer in the spatial dimension, usually by reducing the distance between the two in the transformation space. At each iteration of training, the adding loss term of the current student model S_t can be written as follows:

$$L_{spatial} = \sum_{(s_l, t_l) \in \mathcal{C}} \mathcal{D}(Map_s(F_{s_l}^t), Map_t(F_{t_l})) \quad (1)$$

where $Map()$ is the transformation function that transfers the feature map to a more representative space, \mathcal{C} is the association set of feature maps that need to be constrained, and \mathcal{D} is the distance measurement function.

And the overall loss term for student network is:

$$L_{student} = L_{task} + \lambda L_{spatial} \quad (2)$$

Under this framework, the student can acquire knowledge from both the teacher network and data simultaneously. However, these kinds of methods just focus on the intermediate outputs of the student network while neglecting the progressive learning process. Our motivation comes from the regular pattern change over time. Distilling in the temporal dimension may be more effective. In our method, we exploit the spatiotemporal information in student learning and use the teacher model to guide the whole learning process. More intuitively, Markov Chain (MC) can be used to tell the difference between our method and others. The training of the existing feature-based KD methods is a one-order MC while the current training is only based on the last state. In our framework, the current training will be effected by k previous states and the one-order MC becomes a k -order MC. (shown in eq 3).

$$P(S_t|S_{t-1}) \Rightarrow P(S_t|S_{t-1}, \dots, S_{t-k}) \quad (3)$$

3.2 Definitions

As mentioned before, we attempt to use previous knowledge to assist current learning. Specifically, we view the training of the student network as a temporal process and plan it as a memorize-review mode (shown in Fig 2). Here we give some definitions for better explaining our method.

Action 1 (Memorize): As the training progresses, the network will gradually converge. We hope that network can memorize the current state at certain times for future review. This action is achieved by saving the current model.

Action 2 (Train): This action is the same as the general data-based training and continues throughout.

Action 3 (Review): Review the knowledge learned in k previous memory nodes and utilize it to assist the current training. The implementation details are given in section 3.3.

Memory nodes: Perform Action 1 and 2. The set of memory nodes is denoted by \mathcal{M} .

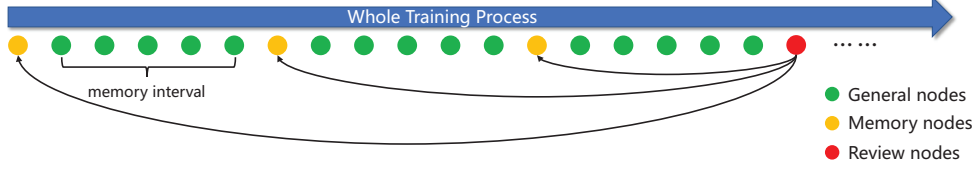


Figure 2: The replanned training process. Each node corresponds to an epoch of the original training. In the case shown in the figure, $k = 3$ and $\delta = 5$.

General nodes: Only perform Action 2. The set of general nodes is denoted by \mathcal{G} .

Review nodes: Perform Action 2 and 3. The set of review nodes is denoted by \mathcal{R} .

Memory interval: The number of general nodes between memory nodes, denoted by δ .

3.3 Review Mechanism

Given input data X , the student model S_i will have responses at different depths. Take layer s_l as an example. The *knowledge increment* between two adjacent temporal models can be represented as

$$\Delta_{s_l}^{i-1,i} = |AT(F_{s_l}^{i-1}) - AT(F_{s_l}^i)| \quad (4)$$

where $AT()$ is the transformation function that transforms the feature map to an attention map. The details of $AT()$ will be discussed in Section 3.4. In short, $\Delta_{i-1,i}$ implies the cognitive differences between S_i and S_{i-1} of the same input X .

When the training reaches a review node $S_t, t \in \mathcal{R}$, we calculate the increments among the k previous memory nodes and S_t . The increments will compose to a length k *knowledge sequence*:

$$knowledge_seq = (\Delta_{s_l}^{t-k\delta, t-(k-1)\delta}, \dots, \Delta_{s_l}^{t-\delta, t}) \quad (5)$$

where δ denotes the memory interval. The value of δ indicates the number of general training epochs between two memory nodes. The knowledge sequence summarizes the learning process during the corresponding period and is where we extract spatiotemporal information. Actually, the main insight of TSKD is extracting the temporal information in the progressive training. In our method, we design a simple Conv-LSTM network to learn the features of the knowledge sequence. The detailed descriptions of Conv-LSTM are included in Section 3.4. More specifically, the sequence can be seen as "what has been learnt", and Conv-LSTM gives a prediction of "what to learn next" based on the input sequence.

$$\Delta_{s_l}^{pred} = ConvLSTM(knowledge_seq) \quad (6)$$

Now the problem is the training of the Conv-LSTM network. There does not exist a optimal solution for the whole learning process of a specific neural network due to the structural complexity and data distribution. However, we already have a well-trained teacher network whose outputs can be used as outlines for the student. Thus, we design the following distillation mechanism. Simply put, we calculate the increment between S_t and teacher network T and use it as the Conv-LSTM's target. The increment is calculated as

$$\Delta_{s_l, t_l}^{abs} = |AT(F_{t_l}) - AT(F_{s_l}^t)| \quad s.t. (s_l, t_l) \in \mathcal{C} \quad (7)$$

where \mathcal{C} is the association set of feature maps, and the association strategy is simple one-to-one match in our method. We call Δ_{s_l, t_l}^{abs} as *absolute increment* because it implies "what needs to be learnt". More importantly, Δ_{s_l, t_l}^{abs} is a learning goal that gradually changes as training continues. The student network's learning process is advantageously constrained under the guidance of this dynamic target.

For the current review node, the spatiotemporal loss can be calculated as :

$$L_{ST} = \sum_{(s_l, t_l) \in \mathcal{C}} MSE(\Delta_{s_l}^{pred}, \Delta_{s_l, t_l}^{abs}) \quad (8)$$

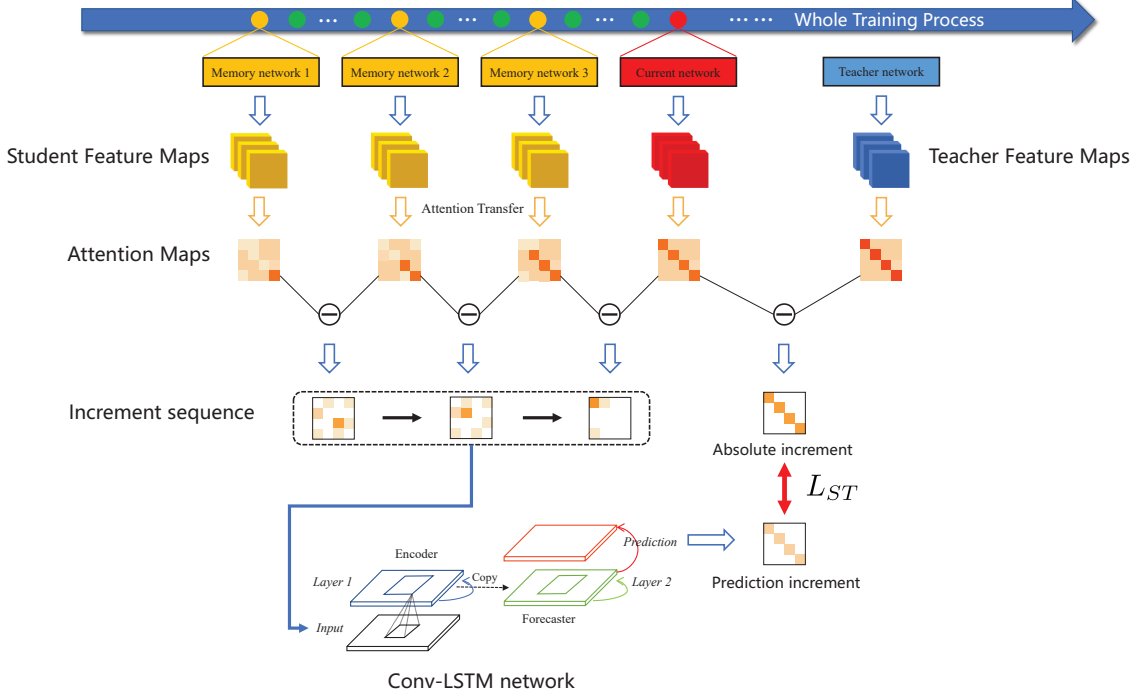


Figure 3: An overview of the proposed Temporal Supervised Knowledge Distillation (TSKD). If the current network is at a review node, the same data will be input into k memory networks and the current network. After transforming their output feature maps to attention maps, an increment sequence is obtained by stacking the increments between two adjacency states. Finally, \mathcal{L}_{ST} is computed between Conv-LSTM’s prediction and the absolute increment.

where $MSE()$ denotes the mean square error. \sum means that the review will be performed on multi depths of the student network. Note that the training of Conv-LSTM also brings gradient descent to student network parameters. The overall learning objective of a network at a review node can be represented as:

$$L_{student} = L_{task} + \lambda L_{ST} \quad (9)$$

Fig 3 gives an overview of the proposed method. The full training strategy is summarized in Algorithm 1.

3.4 Attention Transfer and Conv-LSTM

There are two key components in review. They are convolutional Long Short-term Memory network (Conv-LSTM) and Attention Transfer($AT()$).

$AT()$ utilizes the insight of [30], it is a transformation function that maps the 3D feature map tensor $F \in \mathbb{R}^{C \times H \times W}$ to a 2D attention map $F_{sum} \in \mathbb{R}^{H \times W}$. In our method, F is flattened by summing the squares along the channel dimension, which can be denoted as:

$$F_{sum} = \sum_{n=1}^C |F_n|^2 \quad (10)$$

Although various transformation functions are proposed[25, 11] to map the feature maps to a more knowledge-transferable space, we choose $AT()$ because it is simple and intuitive. More importantly, it does not bring disruption to the temporal pattern contained in the original feature maps. The distribution of values in F_{sum} reflects the spatial attention of the network more clearly.

Conv-LSTM was first designed for precipitation nowcasting[23] problem. The main difference between Conv-LSTM and general LSTM is that the element-wise operations are replaced by convolutional operations. Thus, Conv-LSTM can extract spatial features of the input data. The reason

Algorithm 1 Temporal Supervised Knowledge Distillation

Input: A pre-trained teacher model with parameters θ_t ; A student model with initialized parameters θ_s ; Training dataset \mathcal{D} ;

Initialization: Set memory interval δ ; Divide the training into three nodes sets \mathcal{M}, \mathcal{G} and \mathcal{R} ;

Output: A well-trained student model;

```

1: while  $\theta_s$  not converged do
2:   Sample a mini-batch  $\mathcal{B}$  from  $\mathcal{D}$ .
3:   if current node  $\in \mathcal{M}$  then
4:     Perform general training on  $\mathcal{B}$  and update  $\theta_s$  with task loss.
5:     Memorize the current state.
6:   else if current node  $\in \mathcal{G}$  then
7:     Only perform general training on  $\mathcal{B}$  and update  $\theta_s$  with task loss.
8:   else if current node  $\in \mathcal{R}$  then
9:     Perform general training on  $\mathcal{B}$  and review  $k$  previous memory nodes.
10:    Update  $\theta_s$  with task loss and  $L_{ST}$ .
11:   end if
12: end while

```

we choose Conv-LSTM as the extractor is that tools such as ARIMA are not sufficient to deal with high-dimension data.

Given the input sequence $(\Delta_{s_l}^{t-k\delta, t-(k-1)\delta}, \dots, \Delta_{s_l}^{t-\delta, t})$, taking LSTM neuron t as an example, the input gate i_t , forget gate f_t , cell \mathcal{C}_t , output gate o_t and hidden states \mathcal{H}_t will be calculated as:

$$\begin{aligned}
i_t &= \sigma(W_{\Delta_i} * \Delta_{s_l}^{t-\delta, t} + W_{hi} * \mathcal{H}_{t-1} + W_{ci} \circ \mathcal{C}_{t-1} + b_i), \\
f_t &= \sigma(W_{\Delta_f} * \Delta_{s_l}^{t-\delta, t} + W_{hf} * \mathcal{H}_{t-1} + W_{cf} \circ \mathcal{C}_{t-1} + b_f), \\
\mathcal{C}_t &= f_t \circ \mathcal{C}_{t-1} + i_t \circ \tanh(W_{\Delta_c} * \Delta_{s_l}^{t-\delta, t} + W_{hc} * \mathcal{H}_{t-1} + b_c), \\
o_t &= \sigma(W_{x_o} * \Delta_{s_l}^{t-\delta, t} + W_{ho} * \mathcal{H}_{t-1} + W_{co} \circ \mathcal{C}_t + b_o), \\
\mathcal{H}_t &= o_t \circ \tanh(\mathcal{C}_t)
\end{aligned} \tag{11}$$

Similar to [23], we design the Conv-LSTM network in encoding-forecasting style by stacking the Conv-LSTM layers. The initial states and cell outputs of the forecaster are copied from the last state of the encoder. The final prediction is gained by concatenating all the states in the forecaster and feeding them into a 1×1 convolutional layer. However, unlike general spatiotemporal sequence forecasting problems, knowledge increment sequence has a smaller scale and simpler features. Thus, our Conv-LSTM is a simplified version that has only one layer in the encoder and one layer in the forecaster.

4 Experiments

4.1 Experimental settings

The loss weight λ , number of memory nodes k and memory interval δ are important hyper-parameters in the review stage. For image classification, we set $\lambda = 1, k = 3$ and $\delta = 5$. For object detection, we set $\lambda = 0.4, k = 3$ and $\delta = 1$. The influence brought by the different settings of these parameters are explored further in the ablation study. All the experiments are implemented by Pytorch[26] using an A6000 GPU.

4.2 Image Classification

Datasets (1) CIFAR-100[15] comprises of 50,000 training images, with 500 images per class, and 10,000 test images. (2) ImageNet[5] is considered the most challenging dataset for classification, offering 1.2 million images for training and 50,000 images for validation across 1,000 classes.

Implementation Details For the CIFAR-100 dataset, we conduct experiments with different network architectures such as ResNet[10] and WideResNet[31]. Our training settings are the same as

[25], except for scaling up the initial learning rate linearly and setting the batch size as recommended in [8].

To be more specific, we train all models for 240 epochs and decay the learning rate by 0.1 for every 30 epochs after the first 150 epochs. The initial learning rate is set to 0.1 for other models. The batch size for all models is 128. We train each model three times and report the mean accuracy. In the interest of fairness, previous method results are either reported in previous papers (when the training setting matched ours) or obtained using author-released codes with our training settings.

For ImageNet, we adopt the standard training process, which involves training the model for 100 epochs and decaying the learning rate every 30 epochs. The initial learning rate is set to 0.1, and the batch size is set to 256.

Distillation Mechanism	Teacher	ResNet56	ResNet32x4	WRN40-2	WRN40-2	ResNet110
	acc	72.34	79.42	75.61	75.61	72.99
Logits	Student	ResNet20	ResNet8x4	WRN16-2	WRN40-1	ResNet32
	acc	69.06	72.50	73.26	71.98	71.14
Spatial feature	KD[12]	70.66	73.33	74.92	73.54	73.08
	FitNet[22]	69.21	73.50	73.58	72.24	71.06
	PKT[20]	70.34	73.64	74.54	73.54	72.61
	RKD[19]	69.61	71.90	73.35	72.22	71.82
	CRD[25]	71.16	75.51	75.48	74.14	73.48
	AT[30]	70.55	73.44	74.08	72.77	72.31
	VID[1]	70.38	73.09	74.11	73.30	72.61
	OFD[11]	70.98	74.95	75.24	74.33	73.23
Temporal feature	TSKD	71.76	75.73	75.61	74.49	73.55

Table 1: Results on CIFAR-100. The teacher and student have architectures of the same style

Setting	Teacher	Student	KD[12]	CRD[25]	AT[30]	OFD[11]	ReviewKD[4]	DKD[33]	TSKD
top-1	76.16	68.87	68.58	71.37	69.56	71.25	72.56	72.05	72.22
top-5	76.16	68.87	88.98	90.41	89.33	90.34	91.00	91.05	90.99

Table 2: Top-1 and top-5 accuracy (%) on the ImageNet validation. We set ResNet-50 as the teacher and MobileNet-V2 as the student.

Setting	Teacher	Student	KD[12]	CRD[25]	AT[30]	OFD[11]	ReviewKD[4]	SAD[14]	DKD[33]	TSKD
top-1	73.31	69.75	70.66	71.17	70.69	70.81	71.61	71.38	71.70	71.90
top-5	73.31	69.75	89.88	90.13	90.01	89.98	90.51	90.24	90.41	90.76

Table 3: Top-1 and top-5 accuracy (%) on the ImageNet validation. We set ResNet-34 as the teacher and ResNet-18 as the student.

Results on CIFAR-100 Table 1 presents the results on CIFAR-100., We have categorized previous works into different groups based on the main idea. KD is the only method that employs logits, while the others mainly utilize the spatial information in feature maps. In contrast, our method utilizes the spatiotemporal feature extracted in the training process. It outperforms all previous methods in every group.

Results on ImageNet We also conducted additional experiments on ImageNet to further validate our approach. Specifically, we experimented with two distillation settings: from ResNet50 to MobileNet[13] and from ResNet34 to ResNet18. The experimental results are reported in Table 2 and Table 3. Our method achieves competitive results. In setting from ResNet34 to ResNet18, the

gap between the student and teacher models had already been reduced to a very small value of 1.61 by the previous best method. Nevertheless, we were able to further reduce this gap to 1.41, resulting in a 14% relative performance improvement.

4.3 Object Detection

In addition to the classification task, we also applied our method to object detection task. For this task, we distilled the output features of the teacher and student’s backbones, following a similar procedure as in the classification task. We evaluated our method on the widely-used COCO2017 dataset[18] and used the best pre-trained model provided by Detectron2 as the teacher and trained the student models using standard training policies[27].

However, we found that the number of epochs in the training of a classical detection network on COCO2017 training set is relatively fewer compared to the classification networks (usually hundreds). This makes it difficult for deploying the memorize-review pipeline. Singly applying TSKD can hardly achieve outstanding performance. Thus, we introduce ReviewKD[4] as our strong baseline to obtain satisfactory results. It can be observed that our TSKD brings a further boost to the AP metrics on the COCO2017 validation set.

Method		mAP	AP50	AP75	AP1	APm	APs
Teacher	Faster R-CNN w/R101-FPN	42.04	62.48	45.88	54.60	45.55	25.22
Student	Faster R-CNN w/R18-FPN	33.26	53.61	35.26	43.16	35.68	18.96
	w/KD[12]	33.97(+0.61)	54.66	36.62	44.14	36.67	18.71
	w/FitNet[22]	34.13(+0.87)	54.16	36.71	44.69	36.50	18.88
	w/FGFI[27]	35.44(+2.18)	55.51	38.17	47.34	38.29	19.04
	w/ReviewKD[4]	36.75(+3.49)	56.72	34.00	49.58	39.51	19.42
	w/ours+ReviewKD	36.82(+3.56)	56.85	39.70	49.63	39.73	19.20
Teacher	Faster R-CNN w/R101-FPN	42.04	62.48	45.88	54.60	45.55	25.22
Student	Faster R-CNN w/R50-FPN	37.93	58.84	41.05	49.10	41.14	22.44
	w/KD[12]	38.35(+0.42)	59.41	41.71	49.48	41.80	22.73
	w/FitNet[22]	38.76(+0.83)	59.62	41.80	50.70	42.20	22.32
	w/FGFI[27]	39.44(+1.51)	60.27	43.04	51.97	42.51	22.89
	w/ReviewKD[4]	40.36(+2.43)	60.97	44.08	52.87	43.81	23.60
	w/ours+ReviewKD	40.65(+2.72)	61.23	44.43	53.38	43.91	23.81
Teacher	Faster R-CNN w/R50-FPN	40.22	61.02	43.81	51.98	43.53	24.16
Student	Faster R-CNN w/MV2-FPN	29.47	48.87	30.90	38.86	30.77	16.33
	w/KD[12]	30.13(+0.66)	50.28	31.35	39.56	31.91	16.69
	w/FitNet[22]	30.20(+0.73)	49.8	31.69	39.69	31.64	16.39
	w/FGFI[27]	31.16(+1.69)	50.68	32.92	42.12	32.63	16.73
	w/ReviewKD[4]	33.71(+4.24)	53.15	36.13	46.47	35.81	16.77
	w/ours+ReviewKD	34.03(+4.56)	53.67	36.33	45.72	36.53	18.03

Table 4: Results on object detection. We use AP on different settings to evaluate results. R101 represents using ResNet-101 as backbone, and MV2 stands for MobileNetV2.

4.4 Ablation Studies

Feature maps as knowledge sequence. In our distillation method, we extract spatiotemporal features from the increment sequence rather than feature map sequence. The reason we choose increment is that it can filter the irrelevant information in the feature maps. The network will pay more attention to what is new in progressive learning. The experiments show that using the feature maps themselves as sequences also brings improvement, but increment groups have better performance (Table 5).

Effects of memory interval. The memory interval δ determines how many epochs of general training are performed between memory nodes. When δ is relatively high, the learning period recorded in the knowledge increment sequence will become longer. This may make the review more difficult. Different settings of δ are explored in Table 6.

T-S Structure	fm. seq	inc. seq
ResNet-56 to ResNet-20	71.19	71.76
WRN40-2 to WRN40-1	74.30	74.49

Table 5: Comparison results on different types of sequence. incre. and fm. stand for increment and feature map, respectively.

Interval δ	ACC(%)
5	71.76(+2.70)
10	71.28(+2.22)
15	71.19(+2.13)

Table 6: Ablation studies on memory interval δ on CIFAR-100. The student and teacher models are ResNet-56(72.34%) and ResNet-20(69.06%), respectively.

Effects of number of memory nodes. In order to investigate how many memory nodes are proper in one review, we compare different settings of k in Table 7. Obviously, the more memory nodes that are reviewed, the longer the sequence is. However, given the same training time, the frequency of review will also decrease accordingly. On the other hand, too few memory nodes can also make the temporal property in the sequence not clear enough. The R56-R20 experiment shows the highest accuracy when $k = 6$.

Value of k	ACC(%)
3	71.76(+2.70)
6	71.81(+2.75)
9	71.78(+2.72)

Table 7: Ablation studies on the number of memory nodes on CIFAR-100. The student and teacher models are ResNet-56(72.34%) and ResNet-20(69.06%), respectively.

5 Conclusion

In this paper, we present a novel knowledge distillation method named TSKD. We found the temporal pattern in the evolution of network knowledge. Motivated by this observation, we replanned the original training as a memorize-review mode and used teacher as temporal supervisor. Our method achieves competitive performances against other feature based distillation methods.

The shortcomings in this research lie in the lack of validation of other transformation functions and spatiotemporal feature extractors. For future work, more functions and extractors will be explored in our framework.

References

- [1] Sungsoo Ahn, Shell Xu Hu, Andreas Damianou, Neil D Lawrence, and Zhenwen Dai. Variational information distillation for knowledge transfer. *In Proceedings of the IEEE/CVF Conference on Computer Vision and Pattern Recognition*, pages 9163–9171, 2019.
- [2] George EP Box and David A Pierce. Distribution of residual autocorrelations in autoregressive-integrated moving average time series models. *Journal of the American statistical Association*, 65(332):1509–1526, 1970.
- [3] Liang-Chieh Chen, George Papandreou, Florian Schroff, and Hartwig Adam. Rethinking atrous convolution for semantic image segmentation. *arXiv preprint arXiv:1706.05587*, 2017.
- [4] Pengguang Chen, Shu Liu, Hengshuang Zhao, and Jiaya Jia. Distilling knowledge via knowledge review. *In Proceedings of the IEEE/CVF Conference on Computer Vision and Pattern Recognition*, pages 5008–5017, 2021.
- [5] Jia Deng, Wei Dong, Richard Socher, Li-Jia Li, Kai Li, and Li Fei-Fei. Imagenet: A large-scale hierarchical image database. *In 2009 IEEE conference on computer vision and pattern recognition*, pages 248–255. Ieee, 2009.
- [6] Alexey Dosovitskiy, Lucas Beyer, Alexander Kolesnikov, Dirk Weissenborn, Xiaohua Zhai, Thomas Unterthiner, Mostafa Dehghani, Matthias Minderer, Georg Heigold, Sylvain Gelly, et al. An image is worth 16x16 words: Transformers for image recognition at scale. *arXiv preprint arXiv:2010.11929*, 2020.
- [7] Ross Girshick. Fast r-cnn. *In Proceedings of the IEEE international conference on computer vision*, pages 1440–1448, 2015.
- [8] Priya Goyal, Piotr Dollár, Ross Girshick, Pieter Noordhuis, Lukasz Wesolowski, Aapo Kyrola, Andrew Tulloch, Yangqing Jia, and Kaiming He. Accurate, large minibatch sgd: Training imagenet in 1 hour. *arXiv preprint arXiv:1706.02677*, 2017.
- [9] Kaiming He, Georgia Gkioxari, Piotr Dollár, and Ross Girshick. Mask r-cnn. *In Proceedings of the IEEE international conference on computer vision*, pages 2961–2969, 2017.
- [10] Kaiming He, Xiangyu Zhang, Shaoqing Ren, and Jian Sun. Deep residual learning for image recognition. *In Proceedings of the IEEE conference on computer vision and pattern recognition*, pages 770–778, 2016.
- [11] Byeongho Heo, Jeessoo Kim, Sangdoo Yun, Hyojin Park, Nojun Kwak, and Jin Young Choi. A comprehensive overhaul of feature distillation. *In Proceedings of the IEEE/CVF International Conference on Computer Vision*, pages 1921–1930, 2019.
- [12] Geoffrey Hinton, Oriol Vinyals, and Jeff Dean. Distilling the knowledge in a neural network. *arXiv preprint arXiv:1503.02531*, 2015.
- [13] Andrew G Howard, Menglong Zhu, Bo Chen, Dmitry Kalenichenko, Weijun Wang, Tobias Weyand, Marco Andreetto, and Hartwig Adam. Mobilenets: Efficient convolutional neural networks for mobile vision applications. *arXiv preprint arXiv:1704.04861*, 2017.
- [14] Mingi Ji, Byeongho Heo, and Sungrae Park. Show, attend and distill: Knowledge distillation via attentionbased feature matching. *In Proceedings of the AAAI Conference on Artificial Intelligence*, volume 35, pages 7945–7952, 2021.
- [15] Alex Krizhevsky, Geoffrey Hinton, et al. Learning multiple layers of features from tiny images. 2009.
- [16] Alex Krizhevsky, Ilya Sutskever, and Geoffrey E Hinton. Imagenet classification with deep convolutional neural networks. *Communications of the ACM*, 60(6):84–90, 2017.
- [17] Yann LeCun, Yoshua Bengio, and Geoffrey Hinton. Deep learning. *nature*, 521(7553):436–444, 2015.
- [18] Tsung-Yi Lin, Michael Maire, Serge Belongie, James Hays, Pietro Perona, Deva Ramanan, Piotr Dollár, and C Lawrence Zitnick. Microsoft coco: Common objects in context. *In Com-*

puter Vision—ECCV 2014: 13th European Conference, Zurich, Switzerland, September 6-12, 2014, Proceedings, Part V 13, pages 740–755. Springer, 2014.

[19] Wonpyo Park, Dongju Kim, Yan Lu, and Minsu Cho. Relational knowledge distillation. *In Proceedings of the IEEE/CVF Conference on Computer Vision and Pattern Recognition*, pages 3967–3976, 2019.

[20] Nikolaos Passalis and Anastasios Tefas. Probabilistic knowledge transfer for deep representation learning. *CoRR*, abs/1803.10837, 1(2):5, 2018.

[21] Joseph Redmon, Santosh Divvala, Ross Girshick, and Ali Farhadi. You only look once: Unified, real-time object detection. *In Proceedings of the IEEE conference on computer vision and pattern recognition*, pages 779–788, 2016.

[22] Adriana Romero, Nicolas Ballas, Samira Ebrahimi Kahou, Antoine Chassang, Carlo Gatta, and Yoshua Bengio. Fitnets: Hints for thin deep nets. *arXiv preprint arXiv:1412.6550*, 2014.

[23] Xingjian Shi, Zhourong Chen, Hao Wang, Dit-Yan Yeung, Wai-Kin Wong, and Wang-chun Woo. Convolutional lstm network: A machine learning approach for precipitation nowcasting. *Advances in neural information processing systems*, 28, 2015.

[24] Karen Simonyan and Andrew Zisserman. Very deep convolutional networks for large-scale image recognition. *arXiv preprint arXiv:1409.1556*, 2014.

[25] Yonglong Tian, Dilip Krishnan, and Phillip Isola. Contrastive representation distillation. *arXiv preprint arXiv:1910.10699*, 2019.

[26] Vincent Vanhoucke, Andrew Senior, and Mark Z Mao. Improving the speed of neural networks on cpus. 2011.

[27] Tao Wang, Li Yuan, Xiaopeng Zhang, and Jiashi Feng. Distilling object detectors with fine-grained feature imitation. *In Proceedings of the IEEE/CVF Conference on Computer Vision and Pattern Recognition*, pages 4933–4942, 2019.

[28] Saining Xie, Ross Girshick, Piotr Dollár, Zhuowen Tu, and Kaiming He. Aggregated residual transformations for deep neural networks. *In Proceedings of the IEEE conference on computer vision and pattern recognition*, pages 1492–1500, 2017.

[29] Shan You, Tao Huang, Mingmin Yang, Fei Wang, Chen Qian, and Changshui Zhang. Greedynas: Towards fast one-shot nas with greedy supernet. *In Proceedings of the IEEE/CVF Conference on Computer Vision and Pattern Recognition*, pages 1999–2008, 2020.

[30] Sergey Zagoruyko and Nikos Komodakis. Paying more attention to attention: Improving the performance of convolutional neural networks via attention transfer. *arXiv preprint arXiv:1612.03928*, 2016.

[31] Sergey Zagoruyko and Nikos Komodakis. Wide residual networks. *arXiv preprint arXiv:1605.07146*, 2016.

[32] Xiangyu Zhang, Xinyu Zhou, Mengxiao Lin, and Jian Sun. Shufflenet: An extremely efficient convolutional neural network for mobile devices. *In Proceedings of the IEEE conference on computer vision and pattern recognition*, pages 6848–6856, 2018.

[33] Borui Zhao, Quan Cui, Renjie Song, Yiyu Qiu, and Jiajun Liang. Decoupled knowledge distillation. *In Proceedings of the IEEE/CVF Conference on computer vision and pattern recognition*, pages 11953–11962, 2022.

[34] Hengshuang Zhao, Jianping Shi, Xiaojuan Qi, Xiaogang Wang, and Jiaya Jia. Pyramid scene parsing network. *In Proceedings of the IEEE conference on computer vision and pattern recognition*, pages 2881–2890, 2017.