

BioCPT: Contrastive Pre-trained Transformers with Large-scale PubMed Search Logs for Zero-shot Biomedical Information Retrieval

Qiao Jin, Won Kim, Qingyu Chen, Donald C. Comeau, Lana Yeganova, John Wilbur, Zhiyong Lu

National Center for Biotechnology Information (NCBI), National Library of Medicine (NLM), National Institutes of Health (NIH)

Abstract

Information retrieval (IR) is essential in biomedical knowledge acquisition and clinical decision support. While recent progress has shown that language model encoders perform better semantic retrieval, training such models requires abundant query-article annotations that are difficult to obtain in biomedicine. As a result, most biomedical IR systems only conduct lexical matching. In response, we introduce BioCPT, a first-of-its-kind Contrastively Pre-trained Transformer model for zero-shot biomedical IR. To train BioCPT, we collected an unprecedented scale of 255 million user click logs from PubMed. With such data, we use contrastive learning to train a pair of closely-integrated retriever and re-ranker. Experimental results show that BioCPT sets new state-of-the-art performance on five biomedical IR tasks, outperforming various baselines including much larger models such as GPT-3-sized `cpt-text-XL`. In addition, BioCPT also generates better biomedical article and sentence representations for semantic evaluations. As such, BioCPT can be readily applied to various real-world biomedical IR tasks. BioCPT API and code are publicly available at <https://github.com/ncbi/BioCPT>.

Introduction

Information retrieval (IR) is an important step in biomedical knowledge discovery and clinical decision support^{1,2}. With the objective of finding relevant information to a given query, IR covers various information-seeking tasks in biomedicine such as literature search³, question answering⁴, and recommending related articles and sentences^{5,6}. These applications are essential for biologists and clinicians to find useful information from vast biomedical databases that have been rapidly growing in size⁷. However, most IR systems in biomedicine, such as the widely-used literature search engine PubMed, are keyword-based and can only find articles that contain the exact mentions of the query terms. Such a matching mechanism will unfortunately miss articles that are semantically relevant but have no lexical overlap with the input query. Moreover, lexical matching does not consider the contextualized meanings of words. For example, “lead” most likely

denotes the heavy metal or a wire in an implanted device in the query “lead heart damage”, but keyword-based search engines will match articles with “lead to heart damage” that do not serve the original information needs. Understanding the semantics of queries and documents, i.e., the meaning of “lead” in “lead heart damage”, is a valuable property of IR systems.

Recent progress in IR and deep learning research has shown that dense retrievers, which encode and match queries and documents in low-dimensional semantic space, can perform better retrieval than traditional lexical (sparse) retrievers such as BM25⁸⁻¹¹. Dense retrievers are typically based on pre-trained transformers¹², and are further fine-tuned with task-specific data. However, dense retrieval models trained on general-purpose datasets cannot generalize well to domain-specific IR tasks¹³. To facilitate the development and evaluation of biomedical IR methods, several community-wide challenges have been introduced, such as TREC and BioASQ¹⁴⁻¹⁷. However, since their relevant documents require expert annotation, these datasets are limited in scale and diversity with only hundreds to thousands of queries, thus restricting the creation of generalizable models. In fact, the majority of existing approaches are task-specific¹⁸⁻²⁰ and their generalizability to other tasks in the field is modest at best. As a result, there is a pressing need for language models that can perform well across various biomedical IR tasks.

In response, we propose Biomedical Contrastive Pre-trained Transformers (BioCPT), a first-of-its-kind transformer-based model that is trained with large-scale query-document pairs from PubMed search logs using contrastive learning. Moreover, BioCPT innovatively integrates a dense retriever, which consists of a query encoder and a document encoder for retrieving initial candidate documents, and a cross-encoder for precisely re-ranking the retrieved documents based on more fine-grained relevance predictions. While a recent study suggested that the training of re-ranker should be dependent on the retriever²¹, previous dense retrievers and re-rankers are separately developed as the latter is typically trained on BM25 retrieval results^{13,22}, leading to discrepancy between the two modules and suboptimal performance. To the best of our knowledge, we are the first biomedical IR study to train the two models together in one framework.

For training BioCPT, we collected data from PubMed search logs on an unprecedented scale with over 255 million query-document pairs from a period of three years. To demonstrate that BioCPT is robust and effective at various biomedical IR tasks without requiring task-specific fine-tuning, we evaluate BioCPT with a comprehensive set of nine tasks in three categories, all in zero-shot settings: (a) document retrieval where five

biomedical IR tasks in the BEIR benchmark¹³ are used. (b) Document semantic representation where two benchmarks are used. (c) Finding similar sentences on two datasets.

Our experimental results show that BioCPT outperforms various strong baselines in (a), including sparse retrievers, transformer-based dense retrievers, and cross-encoder re-rankers. Notably, BioCPT (330 million parameters) is also generally better than much larger models, such as Google’s GTR-XXL (4.8 billion parameters, 14 times larger)²³ and OpenAI’s `cpt-text-XL` (175 billion parameters, 530 times larger)²⁴. For (b), we show that the BioCPT article encoder sets new state-of-the-art performance on the RELISH similar article dataset²⁵ and is comparable to state-of-the-art methods on the SciDocs benchmark²⁶. For (c), we evaluate on the BIOSSES²⁷ and MedSTS²⁸ similar article datasets, and results show that the BioCPT query encoder performs the best or second best among compared methods.

BioCPT is the first transformer-based model in biomedical IR that integrates both retrieval and re-ranking by contrastive training with unprecedentedly large-scale PubMed search logs. BioCPT generalizes well to a set of biomedical IR tasks without requiring any task-specific training data. As a result, BioCPT can be directly applied to various biomedical applications such as searching relevant information, retrieving similar sentences, recommending related articles, and providing retrieval augmentation for large language models. To facilitate its use, we make the source code of BioCPT publicly available at <https://github.com/ncbi/BioCPT>. In addition, we will make the pre-trained models available through Web APIs upon publication, providing interested users access to cutting-edge biomedical text encoding capabilities.

Results

In this section, we first describe the collected query-article pair dataset from PubMed search logs for training the BioCPT model, which is detailed in the Methods section. We then present the evaluation results of BioCPT for three types of IR capabilities as shown in Figure 1: (1) The training objective and the main usage scenario for BioCPT is to retrieve relevant articles for a given biomedical query or question. We use the BEIR benchmark¹³ to evaluate such an ability; (2) we use the RELISH dataset²⁵ and the SciDocs benchmark²⁶ to evaluate article semantic representations generated by the BioCPT article encoder; (3) we use the BIOSSES²⁷ and the MedSTS²⁸ datasets to evaluate sentence semantic representations generated by the BioCPT query encoder. All evaluations are conducted under zero-shot settings.

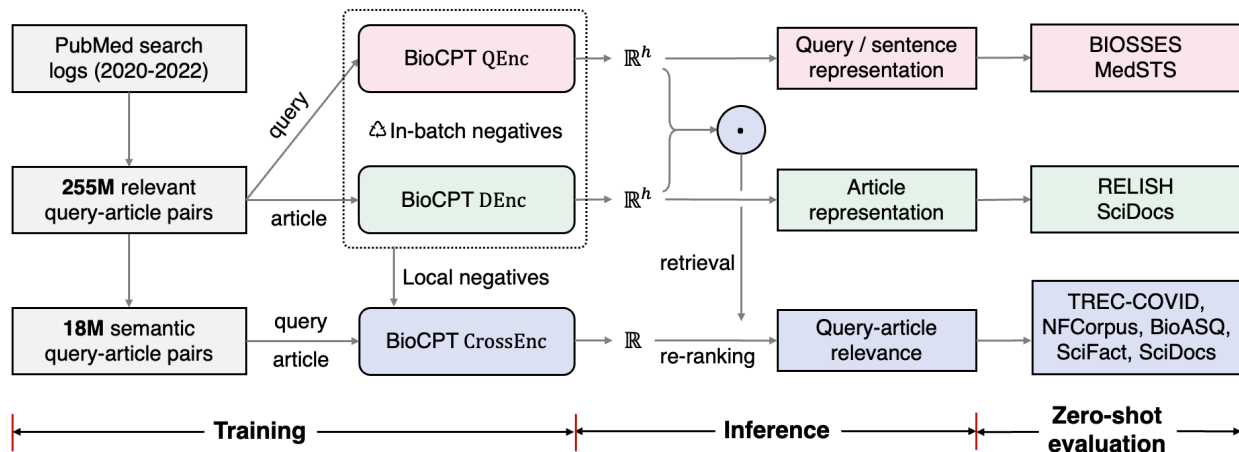


Figure 1. A high-level overview of this work. BioCPT is contrastively trained with PubMed search logs. We evaluate BioCPT on various biomedical information retrieval tasks under zero-shot settings, including article retrieval, sentence, and article similarity.

Collecting the largest-scale query-article pairs from PubMed search logs for BioCPT training

In this work, we utilize billions of user interactions with PubMed to collect such query-article relevance signals²⁹. Following the click-through model commonly used in IR research³⁰, we assume that user-clicked articles are relevant to the input query, and automatically collected an unprecedented scale of 255M relevant query-article pairs from three years' worth of PubMed search logs. Because most of the queries sent to PubMed are keywords, the clicked articles often contain exact matches of the whole input queries³¹. We also created a subset of about 18M query-article pairs where the exact queries are not directly mentioned in the clicked articles (e.g., “what are the impacts of diabetes on CNS”) to better model the semantic matching.

BioCPT overall architecture

BioCPT includes a first-stage retriever and a second-stage re-ranker, shown in Figure 1. The BioCPT retriever is trained with 255M unfiltered query-article pairs, while the BioCPT re-ranker is trained with 18M non-keyword query-article pairs. The training details of BioCPT are described in the Methods section. The BioCPT retriever, including a query encoder (QEnc in Figure 1) and a document encoder (DEnc in Figure 1), can efficiently retrieve thousands of relevant candidates from millions of articles in the document collection. The BioCPT re-ranker is a cross-encoder (CrossEnc in Figure 1) that can further sort the retrieved articles by fine-grained relevance and generate the final article ranking.

BioCPT achieves state-of-the-art performance on biomedical IR tasks

Benchmarking-IR (BEIR)¹³ is a standardized evaluation benchmark for zero-shot information retrieval systems. BEIR contains 18 datasets covering various domains such as biomedicine and news. In this study, we evaluate BioCPT with all five biomedical tasks in the BEIR benchmark: TREC-COVID¹⁷, NFCorpus³², BioASQ¹⁴, SciFact³³, and SciDocs²⁶. TREC-COVID¹⁷ contains questions about the COVID-19 pandemic and uses the COVID-19 corpus³⁴ as the document collection for retrieval. NFCorpus³² collects natural language queries and relevant articles from the NutritionFacts.org site. BioASQ¹⁴ is a community challenge for biomedical question answering, where the task used in BEIR is to retrieve relevant articles from PubMed for a given question. SciFact³³ is a scientific claim verification dataset, which contains a retrieval subtask and a veracity prediction subtask. BEIR uses the retrieval subtask of SciFact, where the objective is to find relevant articles that can be used to verify a given claim. SciDocs²⁶ is a benchmark for evaluating scientific article representation models. BEIR uses its citation prediction subtask, where the goal is to retrieve relevant citations for a given article.

We compared BioCPT with a wide range of other IR models, including its initialization model PubMedBERT³⁵, BM25³⁶ and BM25 with the MiniLM re-ranker³⁷, sparse retrievers such as DeepCT³⁸, SPARTA³⁹, and docT5query⁴⁰, dense retrievers such as DPR⁸, ANCE⁴¹, TAS-B⁴², GenQ¹³, Contriever⁴³, large language model generated embeddings such as Google’s Generalizable T5-based dense Retrievers (GTR)²³ and OpenAI’s cpt-text⁴⁴. We use the official evaluation library for BEIR¹ and report the normalized discounted cumulative gain at rank 10 (NDCG@10) for different models.

Table 1 shows the evaluation results of BioCPT on the BEIR benchmark in comparison to the compared approaches. The evaluation is conducted in a zero-shot setting, where no task-specific training data is used for fine-tuning BioCPT. First, BioCPT improves its initialization model PubMedBERT by huge margins – where the latter basically fails on all the retrieval tasks. BioCPT also surpasses all compared sparse (DeepCT, SPARTA, docT5query), dense (DPR, ANCE, TAS-B, GenQ, Contriever), and late-interaction (ColBERT) retrievers on all of the compared tasks.

¹ <https://github.com/beir-cellar/beir>

Method	Size	TREC-COVID	NFCorpus	BioASQ	SciFact	SciDocs	Avg.
Sparse retrievers							
BM25 ³⁶	-	0.656	0.325	0.465	0.665	0.158	<i>0.454</i>
BM25 + MiniLM ³⁷	66M	0.757	0.350	<u>0.523</u>	0.688	<i>0.166</i>	<u>0.497</u>
DeepCT ³⁸	110M	0.406	0.283	0.407	0.630	0.124	0.370
SPARTA ³⁹	110M	0.538	0.301	0.351	0.582	0.126	0.380
docT5query ⁴⁰	220M	0.713	0.328	0.431	0.675	0.162	0.462
Dense retrievers							
DPR ⁸	110M	0.332	0.189	0.127	0.318	0.077	0.209
ANCE ⁴¹	110M	0.654	0.237	0.306	0.507	0.122	0.365
TAS-B ⁴²	66M	0.481	0.319	0.383	0.643	0.149	0.395
GenQ ¹³	220M	0.619	0.319	0.398	0.644	0.143	0.425
Contriever ⁴³	110M	0.596	0.328	-	0.677	0.165	-
Contriever + MiniLM ⁴³	176M	<i>0.701</i>	0.344	-	0.692	<u>0.171</u>	-
ColBERT ⁹	110M	0.677	0.305	<i>0.474</i>	0.671	0.145	<i>0.454</i>
Large language model retrievers							
Google GTR-Base ²³	110M	0.539	0.308	0.271	0.600	0.149	0.373
Google GTR-Large ²³	335M	0.557	0.329	0.320	0.639	0.158	0.401
Google GTR-XL ²³	1.24B	0.584	0.343	0.317	0.635	0.159	0.408
Google GTR-XXL ²³	<i>4.80B</i>	0.501	0.342	0.324	0.662	0.161	0.398
OpenAI cpt-text-S ⁴⁴	300M	0.679	0.332	-	0.672	-	-
OpenAI cpt-text-M ⁴⁴	1.20B	0.585	<i>0.367</i>	-	0.704	-	-
OpenAI cpt-text-L ⁴⁴	<u>6.00B</u>	0.562	<u>0.380</u>	-	<i>0.744</i>	-	-
OpenAI cpt-text-XL ⁴⁴	175B	0.649	0.407	-	<u>0.754</u>	-	-
BioCPT							
BioCPT	330M	<u>0.709</u>	0.355	0.553	0.761	0.172	0.510
BioCPT (retriever only)	220M	0.697	0.340	0.332	0.724	0.123	0.443
BioCPT w/o pre-training (PubMedBERT ³⁵)	110M	0.059	0.015	-	0.010	0.004	-

Table 1. Zero-shot performance of BioCPT on biomedical subtasks of the BEIR benchmark. **Bolded numbers**, underlined, and *italicized* numbers denote the **highest**, **2nd highest**, and **3rd highest**, respectively.

As shown in the BEIR paper¹³, BM25 is a strong baseline that is generalizable to biomedical IR tasks. When combined with a cross-encoder re-ranker, BM25 performs the best in 15 out of 18 tasks in the original benchmark. Notably, BioCPT is still better than BM25 + cross-encoder in 4/5 of the biomedical tasks in BEIR, showing its effectiveness at retrieving relevant articles for biomedical queries. BM25 with re-ranker is only better than BioCPT on the TREC-COVID dataset, which might be due to the fact that most of the top-10 articles from BM25 are annotated while many top-10 articles from dense retrievers are not annotated and considered as irrelevant¹³.

We further compare BioCPT with more recent large dual retriever models, represented by Google’s GTR and OpenAI’s cpt-text, both of which have model sizes ranging from millions to billions of parameters. BioCPT is able to outperform all sizes of the GTR model. While the GPT-3⁴⁵ sized (175B) cpt-text-XL is better than BioCPT on NFCorpus, BioCPT outperforms cpt-text-XL on TREC-COVID and SciFact despite being about 500 times smaller. This indicates that small models trained on domain-specific datasets can still have better in-domain zero-shot performance than much larger general domain retrievers.

BioCPT generates better biomedical article representations

We evaluate the BioCPT article encoder on the RELISH article similarity task²⁵. RELISH is a large-scale expert-annotated dataset that contains 196k article-article relevance annotations for 3,278 query articles. Following the dataset split and evaluation settings of⁴⁶, we use article embeddings generated by the BioCPT article encoder to calculate the article-pair similarity and evaluate ranking quality by mean average precision (MAP) and NDCG at 5, 10, and 15. For comparison, we also list the model performance reported in⁴⁶, including a random baseline, term-based retrievers such as BM25³⁶ and PubMed Related Articles (PMRA)⁵, embedding-based retrievers such as fastText⁴⁷, BioWordVec⁴⁸, InferSent⁴⁹, Sent2vec⁵⁰, BioSentVec⁵¹, document embedding models such as LDA⁵² and doc2vec⁵³, and BERT-based retrievers such as BioBERT⁵⁴, PubMedBERT³⁵, SPECTER²⁶, and SciNCL⁵⁵.

Table 2 shows the evaluation results on the RELISH dataset. While not explicitly trained with article similarity data, the BioCPT article encoder (DEnc) outperforms all other models, including SPECTER and SciNCL that are specifically trained with article-article citation information. Compared to its base PubMedBERT model, the BioCPT article encoder improves by over 10% relative performance.

We also evaluate the BioCPT article encoder on the SciDocs²⁶ benchmark, which contains all kinds of scientific articles from biomedicine to engineering. The BioCPT article

encoder achieves SOTA performance on the MeSH prediction subtask and is comparable to SOTA methods on the overall score (Table S1). Experimental details are shown in Appendix A in the Supplementary materials.

Method	MAP@5	MAP@10	MAP@15	NDCG@5	NDCG@10	NDCG@15	Avg.
Random	79.33	77.22	75.41	80.70	77.67	76.40	77.79
Sparse retrievers							
BM25 ³⁶	88.91	86.72	84.54	89.48	87.39	86.21	87.21
PMRA ⁵	90.30	87.57	85.75	90.95	88.40	87.45	88.40
Non-BERT embedding-based models							
fastText ⁴⁷	85.75	82.81	81.79	86.79	83.79	83.12	84.01
BioWordVec ⁴⁸	89.84	86.51	84.67	89.90	86.67	85.53	87.19
InferSent ⁴⁹	85.21	82.16	80.41	86.56	83.31	82.35	83.33
WikiSentVec ⁵⁰	87.92	85.23	83.40	88.65	85.74	84.81	85.96
BioSentVec ⁵¹	90.76	88.10	86.16	90.05	87.76	86.89	88.29
LDA ⁵²	85.44	82.66	80.36	86.51	82.91	81.31	83.20
Doc2Vec ⁵³	86.23	84.74	83.39	86.55	84.70	84.09	84.95
BERT-based models							
BioBERT ⁵⁴	88.14	85.81	83.90	88.97	86.29	85.10	86.37
PubMedBERT ³⁵	83.69	81.07	79.53	85.47	82.39	81.41	82.26
SPECTER ²⁶	<i>92.27</i>	<i>90.00</i>	<i>88.36</i>	<i>91.47</i>	<i>89.12</i>	<i>88.42</i>	<i>89.94</i>
SciNCL ⁵⁵	<u>94.72</u>	<u>92.74</u>	<u>91.14</u>	<u>93.67</u>	<u>91.91</u>	<u>90.94</u>	<u>92.52</u>
BioCPT DEnc	95.58	93.99	92.39	94.78	93.12	92.43	93.72

Table 2. Evaluation results of the BioCPT article encoder on the RELISH dataset. **Bolded numbers**, underlined, and *italicized* numbers denote the **highest**, 2nd highest, and *3rd highest*, respectively. All numbers are percentages.

BioCPT generates better biomedical sentence representations

We evaluate the BioCPT query encoder on two datasets for sentence similarities: BIOSSES in the biomedical domain²⁷ and MedSTS in the clinical domain²⁸. The evaluation is conducted under the unsupervised (zero-shot) setting, where we directly apply the BioCPT query encoder model to test set instances without any model retraining or fine tuning. We follow the evaluation settings in⁵¹ and report Pearson’s correlation coefficients between the model predictions and the ground truth scores. For comparison, we include SOTA methods such as BioWordVec⁵⁶, Universal Sentence Encoder (USE)⁵⁷,

BioSentVec trained with different corpora⁵¹, and BERT-based models such as PubMedBERT³⁵, Clinical BERT⁵⁸, SPECTER²⁶, SciNCL⁵⁵.

Model	BIOSSES	MedSTS
Non-BERT embedding-based models		
BioWordVec ⁵⁶	0.694	0.747
USE ⁵⁷	0.345	0.714
BioSentVec (PubMed) ⁵¹	<i>0.817</i>	0.750
BioSentVec (MIMIC-III) ⁵¹	0.350	<i>0.759</i>
BioSentVec (PubMed + MIMIC-III) ⁵¹	0.795	0.767
BERT-based models		
PubMedBERT ³⁵	0.528	0.521
Clinical BERT ⁵⁸	0.556	0.525
SPECTER ²⁶	0.694	0.702
SciNCL ⁵⁵	<u>0.847</u>	0.706
BioCPT QEnc	0.893	<u>0.765</u>

Table 3. Evaluation results (Pearson’s correlation coefficients) of the BioCPT query encoder on the BIOSSES and MedSTS datasets. **Bolded numbers**, underlined, and *italicized* numbers denote the **highest**, 2nd highest, and *3rd highest*, respectively. All numbers are percentages.

Table 3 shows the evaluation results. On BIOSSES, BioCPT performs the best among all compared models, surpassing the second SciNCL by 5% relative performance (0.893 vs. 0.847). On the MedSTS dataset, BioCPT ranks the 2nd and the performance is comparable to the highest-ranking model BioSentVec (0.765 vs. 0.767), which uses an external clinical corpus MIMIC-III⁵⁹ for its model training. Overall, our results show that the BioCPT query encoder can effectively encode biomedical and clinical sentences that reflect their semantic similarities, despite not being explicitly trained on sentence similarity data or clinical texts.

Discussions

Web search logs have been used to build large-scale datasets and enable the development of deep learning methods for IR. In the general domain, the MS MARCO dataset²² contains about one million anonymized questions sampled from Bing’s search query logs, which are annotated with relevant passages and documents. However, IR models trained on general-purpose datasets cannot generalize well to biomedical domain-specific tasks¹³. In the biomedical domain, the TripClick dataset⁶⁰ contains about

700 thousand queries submitted to the Trip Database, and collects query-document relevance signals from about 1.3 million user clicks. Our dataset is not only about 200 times larger, but also contains a subset of 18 million pairs to better train the semantic matching ability for the BioCPT re-ranker.

It should be noted that the BioCPT model is only trained with query-article relevance data derived from PubMed user logs. While not being explicitly trained with query-query similarity and article-article similarity data, the BioCPT query encoder and article encoder still achieve the SOTA performance on sentence similarity and article similarity tasks. This shows that the contrastive objective can train not only a dense retriever, but can also train the individual query and document encoders to perform tasks related to information-seeking behaviors. As such, BioCPT has broad implications in a variety of real-world scenarios: query-to-article retrieval, article-to-article retrieval, and sentence-to-sentence retrieval.

For query-to-article retrieval, one potential application of the proposed BioCPT model is to enhance existing ranking algorithms for biomedical literature search. For this, we have performed three empirical case studies with semantic queries such as “lead heart injury”, and compared the retrieved articles of BioCPT with other keyword-based search engines such as PubMed and Google Scholar (described in Appendix B). Our case studies show that articles retrieved from BioCPT are more semantically relevant to the input queries. Therefore, we plan to investigate the possibility of including the BioCPT relevance score into PubMed, both at the retrieval stage for rescuing the zero-hit queries²⁹ and at the Best Match re-ranking stage⁶¹ as a semantic matching feature. For article-to-article retrieval, BioCPT can be used to improve similar article recommendation algorithms, a popular and desired feature in literature search⁵. BioCPT can also be used for sentence-to-sentence retrieval tasks, including sentence-level literature search⁶ and frequently asked question (FAQ) retrieval for entailment-based question answering⁶².

In addition, BioCPT can provide retrieval-augmentation for the recent large language models (LLMs) such as GPT-3 and PaLM^{45,63}. Although they have shown significant performance improvements over many NLP tasks, they can still generate plausible-sounding but incorrect content (“hallucinations”) because there is no intrinsic mechanism for LLMs to “consult” with any source of truth^{64,65}. One possible solution for the hallucination issue in biomedicine is to first retrieve relevant documents with BioCPT for the given input, and then prompt LLMs to summarize the retrieved content^{66,67}.

This study has several limitations. First, we only use in-batch negatives for training the BioCPT retriever. Previous studies have suggested that using harder negative

instances^{8,41} can improve the retrieval performance, especially at lower ranks. Using exposed but unclicked articles in the PubMed logs as hard negatives remains an interesting future direction. Second, we only consider the text modality, while biomedical data has various other modalities such as images and sequences. It is also worth exploring multi-modal retriever training with user log data from various biomedical databases.

To summarize, we use unprecedented large-scale PubMed user logs to contrastively train BioCPT, the first integral retriever-reranker model for biomedical information retrieval. Systematic zero-shot evaluations show that BioCPT achieves the highest performance for five different biomedical information retrieval tasks, including query-to-article retrieval, semantic article representation, and semantic sentence representation. We anticipate that BioCPT will have a broad range of applications and significantly enhance access to biomedical information, making it a valuable and widely used tool for researchers and practitioners alike.

Methods

Query-article relevance data collection from PubMed search logs

To determine the relevance of articles in PubMed, we utilized anonymous user queries and analyzed subsequent clicks on the returned articles. We made the assumption that user actions serve as an approximation for relevance. However, please note that due to NIH/NLM/NCBI security and privacy policy (<https://www.nlm.nih.gov/privacy.html>), we are unable to share the specific log data. Nonetheless, we provide a comprehensive description of how the data was generated and present its overall statistics in the detailed section below.

We collected query-article relevance data in PubMed search logs over a period of three years (from 2020-01-01 to 2022-12-31) for our BioCPT model training. Supplementary Figure S1 shows a flowchart of the data collection process. The raw logs contain 167,831,160 unique queries and 23,736,605 unique PubMed articles. We first filtered the navigational queries like author and journal title searches with Field Sensor⁶⁸. We also removed the articles that do not have a title or an abstract in our PubMed database, which are mostly editorial articles or articles in foreign languages. After filtering, there are 87,097,440 informational queries and 17,670,622 articles. On average, each query is associated with 2.93 clicked articles. Based on the user click information, we generated 255,308,082 relevant query-article pairs to train the BioCPT retriever.

To better model the semantic matching when training the BioCPT reranker, we further filtered out 79,323,164 keyword queries (91%) from the informational query set, which are defined as either (1) having only one word or (2) all of the clicked articles containing exact mentions of the entire input query as a long phrase. In the end, there are 7,774,276 non-keyword queries and 5,275,352 articles, from which we generated 18,395,691 relevant query-article pairs as the training data for the BioCPT re-ranker.

BioCPT

In this section, we first introduce the training of the BioCPT retriever and re-ranker (shown in Figure 2). Then, we describe how to apply the trained BioCPT to downstream literature retrieval tasks (shown in Figure 2). Finally, we will describe the specific configurations of BioCPT.

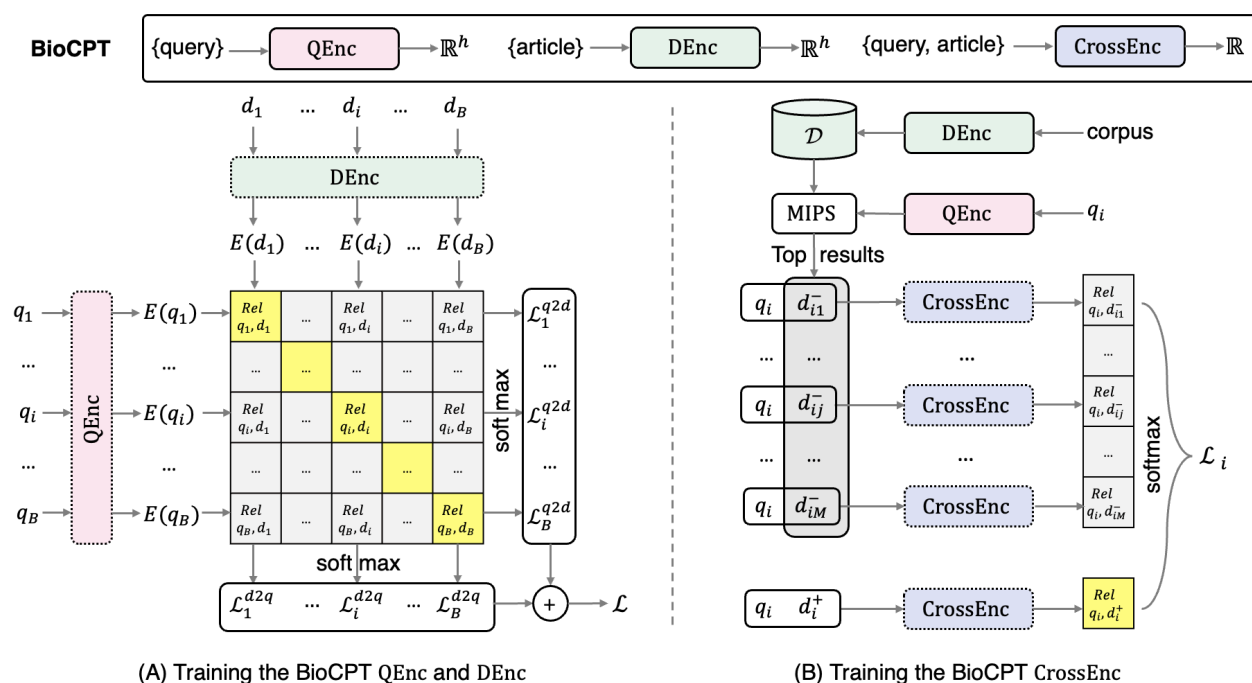


Figure 2. Overview of the BioCPT training process. (A) Training the BioCPT query encoder and document encoder with query-document pairs and in-batch negatives; (B) Training the BioCPT cross-encoder with non-keyword-query-article pairs and local negatives from the BioCPT retriever. Models in dashed and solid lines denote un-trained and pre-trained, respectively. MIPS: maximum inner product search.

BioCPT retriever training

The BioCPT retriever contains QEnc and DEnc, both of which are 12-layer Transformer (Trm) encoders. The encoder weights are initialized with PubMedBERT³⁵, a biomedical domain-specific version of BERT. Following other dense retrievers^{8,41}, the BioCPT

retriever models the relevance between a query q and a document d by the dot product of their representations. Specifically, we first feed q and d to QEnc and DEnc, respectively. We use the last [CLS] hidden states as their representations $E(q)$ and $E(d)$:

$$E(q) = \text{QEnc}(q) = \text{Trm}([\text{CLS}] q [\text{SEP}]_{[\text{CLS}]} \in \mathbb{R}^h$$

$$E(d) = \text{DEnc}(d) = \text{Trm}([\text{CLS}] d^{\text{title}} [\text{SEP}] d^{\text{abstract}} [\text{SEP}]_{[\text{CLS}]} \in \mathbb{R}^h$$

where [CLS] and [SEP] are the special tokens used in BERT. h is the hidden dimension of the BioCPT model, which is also the dimension of the generated vector representations. d^{title} and d^{abstract} denote the title and abstract of the given document. Then, the relevance between q and d is calculated as:

$$\text{Rel}(q, d) = E(q)^T E(d) \in \mathbb{R}$$

For training the BioCPT retriever, each instance has a query q , a clicked document d , and the number of clicks c recorded in our logs. During training, each mini-batch contains a list of B instances, which we denote as $[q_i, d_i, c_i]_{i=1}^{|B|}$ and $|B|$ is the batch size. For the training objective, we use a contrastive loss with in-batch negatives^{8,44}.

Specifically, we first generate all $E(q_i)$ and $E(d_i)$ from QEnc and DEnc, respectively. d_i is a relevant document for q_i , and we assume that the $(|B| - 1)$ other documents $[d_j | j \neq i]$ in the mini-batch are irrelevant documents for q_i . Similarly, we also consider the $(|B| - 1)$ other queries $[q_j | j \neq i]$ in the mini-batch as irrelevant queries for d_i . For the training instance indexed by i , we calculate its query-to-document loss \mathcal{L}_i^{q2d} and document-to-query loss \mathcal{L}_i^{d2q} by:

$$\mathcal{L}_i^{q2d} = -\log \left(\frac{\exp(E(q_i)^T E(d_i))}{\sum_{j=1}^{|B|} \exp(E(q_i)^T E(d_j))} \right)$$

and

$$\mathcal{L}_i^{d2q} = -\log \left(\frac{\exp(E(q_i)^T E(d_i))}{\sum_{j=1}^{|B|} \exp(E(q_j)^T E(d_i))} \right)$$

where \mathcal{L}_i^{q2d} and \mathcal{L}_i^{d2q} are basically negative log likelihood losses for the in-batch query-to-document and document-to-query matching distributions, respectively. The distributions are modeled by the softmax function. We further weight the loss of instances by their clicks, where query-document pairs with more clicks will have higher weights. We then calculate the batch-level \mathcal{L}_B^{q2d} and \mathcal{L}_B^{d2q} by:

$$\mathcal{L}_B^{q2d} = \sum_{i=1}^{|B|} w_i \mathcal{L}_i^{q2d}$$

and

$$\mathcal{L}_B^{d2q} = \sum_{i=1}^{|B|} w_i \mathcal{L}_i^{d2q}$$

where

$$w_i = \frac{\log_2(c_i + 1)}{\sum_{j=1}^{|B|} \log_2(c_j + 1)}$$

The final loss \mathcal{L}_B of the mini-batch is a weighted sum of the two losses:

$$\mathcal{L}_B = \alpha \mathcal{L}_B^{q2d} + (1 - \alpha) \mathcal{L}_B^{d2q}$$

where α is a tunable hyper-parameter for loss combination. During training, \mathcal{L}_B is optimized by gradient-based methods.

BioCPT re-ranker training

The BioCPT re-ranker is a cross-encoder, denoted as CrossEnc. Similar to QEnc and DEnc, CrossEnc is a 12-layer Transformer (Trm) encoder initialized with PubMedBERT. Unlike the BioCPT retriever, the BioCPT re-ranker predicts the relevance between a query q and a document d by passing them into a single CrossEnc. Specifically,

$$Rel(q, d) = \text{CrossEnc}(q, d) = W^T \text{Trm}([\text{CLS}] q [\text{SEP}] d [\text{SEP}])_{[\text{CLS}]} + b \in \mathbb{R}$$

where $W \in \mathbb{R}^h$ and $b \in \mathbb{R}$ are trainable parameters.

For training the BioCPT re-ranker, each instance has a query q_i , a clicked document d_i^+ , and a list of M non-relevant (i.e., not clicked) documents $\{d_{ij}^- \mid j = 1, 2, 3, \dots, M\}$. Following²¹, we use local negatives to train the BioCPT re-ranker instead of in-batch negatives. Specifically, the non-relevant documents are randomly sampled from rank e to rank f in the top retrieved documents by the trained BioCPT retriever through a maximum inner product search (MIPS). The loss \mathcal{L}_i for the instance is a negative log-likelihood loss:

$$\mathcal{L}_i = -\log \left(\frac{\exp(\text{CrossEnc}(q_i, d_i^+))}{\exp(\text{CrossEnc}(q_i, d_i^+)) + \sum_{j=1}^M \exp(\text{CrossEnc}(q_i, d_{ij}^-))} \right)$$

Similarly, we take a weighted sum of the instance-level loss in a mini-batch, where the weights are computed with the click count.

$$\mathcal{L}_B = \sum_{i=1}^{|B|} w_i \mathcal{L}_i$$

and

$$w_i = \frac{\log_2(c_i + 1)}{\sum_{j=1}^{|B|} \log_2(c_j + 1)}$$

During training, \mathcal{L}_B is optimized by gradient-based methods.

BioCPT inference

As shown in Figure 3, when applying the pre-trained BioCPT to downstream tasks in a zero-shot fashion, we need to first encode the task corpus. Specifically, we use DEnc to process each article d_i in the task corpus, getting their representations $E(d_i) \in \mathbb{R}^h$. We save the representations of the entire corpus, denoted as $\mathcal{D} = [E(d_1), E(d_2), \dots, E(d_N)] \in \mathbb{R}^{N \times h}$. N is the size of articles in the corpus. This step only needs to be done once in the offline setting.

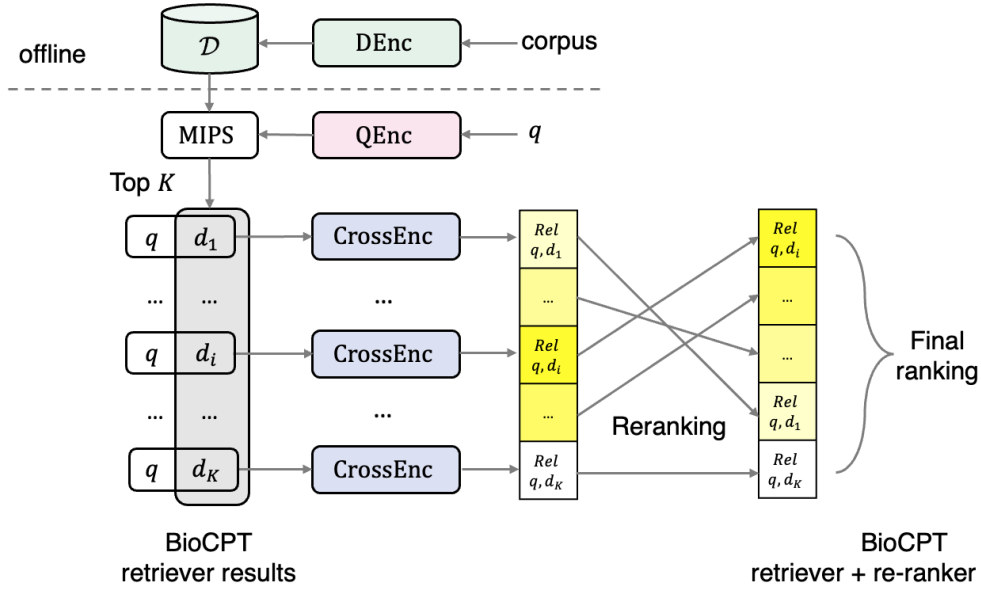


Figure 3. Architecture for inference with pre-trained BioCPT. A test query q is fed to the BioCPT query encoder, and its representation will be matched against the corpus representations using MIPS. The corpus representations are calculated and saved offline. Top K retrieved articles will be re-ranked by the BioCPT cross-encoder. MIPS: maximum inner product search.

Then, each input query q is fed into QEnc, which generates its representative $E(q)$. We conduct a MIPS between $E(q)$ and \mathcal{D} to find the top- K most similar articles to the input query:

$$d_1^q, d_2^q, \dots, d_K^q = \text{MIPS}(E(q), \mathcal{D})$$

We apply CrossEnc to score the relevance between q and each relevant article candidate in $d_1^q, d_2^q, \dots, d_K^q$ retrieved from the previous step:

$$\text{Rel}(q, d_i^q) = \text{CrossEnc}(q, d_i^q)$$

Finally, we sort the retrieved articles by $Rel(q, d_i^q)$ from the highest to the lowest and return the sorted results.

BioCPT configurations

We implemented the BioCPT using PyTorch⁶⁹ and the Hugging Face transformers library⁷⁰. The hidden dimension for BioCPT $h = 768$ as in the BERT-base configuration. We use the Adam optimizer⁷¹ without weight decay to train both the retriever and the re-ranker, where we set the learning rate $2e-5$ and epsilon $1e-8$. For the BioCPT retriever, $B = 32$ and $\alpha = 0.8$, and we also apply gradient accumulation of 8 steps. We train the retriever for 100k steps with 10k warm-up steps. For the BioCPT re-ranker: $M = 31$, $e = 50$, $f = 200$. We train the re-ranker for 10k steps with 1,000 warm-up steps. We apply cosine learning rate schedule after the warm-up steps. During inference, N and K vary for specific tasks. We implemented MIPS with the FlatIP index of the Faiss library⁷².

Compared methods

Sparse retrievers

Sparse retrievers, as known as lexical retrievers, match the queries and documents with overlapped terms. BM25³⁶, a widely used lexical retriever, represents queries and documents as bag-of-words, and scores the relevance based on term frequency and inverse document frequency. DeepCT³⁸ uses contextualized term weights predicted by BERT. SPARTA³⁹ pre-computes contextualized matching weights for each possible term and the document, resulting in a sparse vector that has the size dimension as the BERT vocabulary. DocT5query⁴⁰ performs document expansion with T5-generated⁷³ queries for the document. The PubMed Related Articles algorithm⁵ uses a probabilistic topic-based model to compute the content similarity between two given articles.

Dense retrievers

Dense retrievers first encode both the queries and documents into low-dimensional dense vectors, and then perform nearest neighbor search to find the relevant documents for a given query. Depending on the encoder architecture, we broadly classify them into non-BERT embedding models and BERT-based dense retrievers.

Non-BERT embedding models include BioWordVec⁴⁸ which is a biomedical version of word2vec⁷⁴, FastText⁴⁷, a linear model on the N-gram features of the input texts, Sent2vec⁵⁰ and its biomedical version BioSentVec⁵¹, the LDA topic model⁵², doc2vec⁵³, InferSent⁴⁹, and Universal Sentence Encoder (USE)⁵⁷. BERT-based dense retrievers: DPR⁸ is a bi-encoder retriever trained by in-batch negatives and BM25 hard negatives.

ANCE⁴¹ improves the DPR training by using hard negatives from an approximate nearest neighbor index of the corpus. TAS-B⁴² is a bi-encoder retriever distilled from a cross-encoder and ColBERT⁹ with balanced topic aware sampling. GenQ¹³ is domain-adaptation method that trains a dense retriever with synthetic query-document pairs generated by T5⁷³. Contriever⁴³ is a contrastively pre-trained dense retriever in the general domain with carefully engineered positive and negative query-document pairs. ColBERT⁹ is a late-interaction retriever that computes and matches the contextualized representations of each token in the query and document. In addition, we compare BioCPT with several off-the-shelf BERT models that are biomedical domain-specific, including BioCPT's initialization model PubMedBERT³⁵, BioBERT⁵⁴, SPECTER²⁶, and SciNCL⁵⁵.

Large language model retrievers

We also compare BioCPT with two large language model retrievers: Google's GTR²³ and OpenAI's cpt-text²⁴. Unlike most dense retrievers that are based on the BERT-base model of 110M parameters, GTR and cpt-text use much larger language model encoders. Specifically, GTR is based on T5⁷³ and its largest variant has 4.8B parameters, while cpt-text is based on GPT-3⁴⁵ and its largest variant has 175B parameter. Both GTR and cpt-text are pre-trained by large-scale Web corpora with in-batch negatives, and are further fine-tuned with supervised datasets such as MS MARCO²². In comparison, BioCPT is only trained by the user click data from PubMed logs without using any supervised datasets.

Ethics

This research was conducted in accordance with the Web Policy² of the National Library of Medicine (NLM). PubMed user search logs are collected to "improve organization, coverage, system performance or other problem areas". In our case, we use the user logs to develop the BioCPT model that is aimed to improve the search performance of PubMed. No personally identifiable information is used in this work.

Competing Interests

The authors declare that there are no competing interests.

Author contribution

Q.J. and Z.L. conceived and designed the study. Q.J. implemented and evaluated the model. W.K., L.Y., and D.C. collected and processed the user log data. Q.C. collected the

² https://www.nlm.nih.gov/web_policies.html#privacy_security

evaluation datasets. Q.C., J.W., and Z.L. contributed to improving the model design. Z.L. provided overall supervision. All authors were involved in manuscript writing.

Data availability

Due to the NLM policy, we are not able to publicly release the PubMed user logs. To facilitate its use, we make the source code of BioCPT publicly available at <https://github.com/ncbi/BioCPT>. In addition, we make the pre-trained models available through Web APIs, providing interested users access to cutting-edge biomedical text encoding capabilities.

Acknowledgment

This research is supported by the NIH Intramural Research Program, National Library of Medicine.

References

- 1 Gopalakrishnan, V., Jha, K., Jin, W. & Zhang, A. A survey on literature based discovery approaches in biomedical domain. *J Biomed Inform* **93**, 103141 (2019). <https://doi.org:10.1016/j.jbi.2019.103141>
- 2 Ely, J. W., Osheroff, J. A., Chambliss, M. L., Ebell, M. H. & Rosenbaum, M. E. Answering physicians' clinical questions: obstacles and potential solutions. *J Am Med Inform Assoc* **12**, 217-224 (2005). <https://doi.org:10.1197/jamia.M1608>
- 3 Lu, Z. PubMed and beyond: a survey of web tools for searching biomedical literature. *Database (Oxford)* **2011**, baq036 (2011). <https://doi.org:10.1093/database/baq036>
- 4 Jin, Q. *et al.* Biomedical question answering: A survey of approaches and challenges. *ACM Computing Surveys (CSUR)* **55**, 1-36 (2022).
- 5 Lin, J. & Wilbur, W. J. PubMed related articles: a probabilistic topic-based model for content similarity. *BMC Bioinformatics* **8**, 423 (2007). <https://doi.org:10.1186/1471-2105-8-423>
- 6 Allot, A. *et al.* LitSense: making sense of biomedical literature at sentence level. *Nucleic Acids Res* **47**, W594-W599 (2019). <https://doi.org:10.1093/nar/gkz289>
- 7 Sayers, E. W. *et al.* Database resources of the national center for biotechnology information. *Nucleic acids research* **49**, D10 (2021).
- 8 Karpukhin, V. *et al.* in *Proceedings of the 2020 Conference on Empirical Methods in Natural Language Processing (EMNLP)*. 6769-6781.
- 9 Khattab, O. & Zaharia, M. in *Proceedings of the 43rd International ACM SIGIR conference on research and development in Information Retrieval*. 39-48.
- 10 Lin, J., Nogueira, R. & Yates, A. *Pretrained transformers for text ranking: Bert and beyond*. (Springer Nature, 2022).
- 11 Nogueira, R. & Cho, K. Passage Re-ranking with BERT. *arXiv preprint arXiv:1901.04085* (2019).
- 12 Vaswani, A. *et al.* Attention is all you need. *Advances in neural information processing systems* **30** (2017).
- 13 Thakur, N., Reimers, N., Rücklé, A., Srivastava, A. & Gurevych, I. BEIR: A heterogenous benchmark for zero-shot evaluation of information retrieval models. *arXiv preprint arXiv:2104.08663* (2021).
- 14 Tsatsaronis, G. *et al.* An overview of the BIOASQ large-scale biomedical semantic indexing and question answering competition. *BMC Bioinformatics* **16**, 138 (2015). <https://doi.org:10.1186/s12859-015-0564-6>
- 15 Roberts, K., Demner-Fushman, D., Voorhees, E. M. & Hersh, W. R. in *Text Retrieval Conference*.
- 16 Roberts, K. *et al.* Overview of the TREC 2020 Precision Medicine Track. *The Text REtrieval Conference* **26** (2017).

- 17 Voorhees, E. *et al.* in *ACM SIGIR Forum*. 1-12 (ACM New York, NY, USA).
- 18 Jin, Q. *et al.* State-of-the-Art Evidence Retriever for Precision Medicine: Algorithm Development and Validation. *JMIR Med Inform* **10**, e40743 (2022). <https://doi.org:10.2196/40743>
- 19 Jin, Q., Shin, A. & Lu, Z. LADER: Log-Augmented DEense Retrieval for Biomedical Literature Search. *arXiv preprint arXiv:2304.04590* (2023).
- 20 Pappas, D., McDonald, R., Brokos, G.-I. & Androutsopoulos, I. in *Machine Learning and Knowledge Discovery in Databases: International Workshops of ECML PKDD 2019, Würzburg, Germany, September 16–20, 2019, Proceedings, Part II*. 607-623 (Springer).
- 21 Gao, L., Dai, Z. & Callan, J. in *Advances in Information Retrieval: 43rd European Conference on IR Research, ECIR 2021, Virtual Event, March 28–April 1, 2021, Proceedings, Part II* 43. 280-286 (Springer).
- 22 Bajaj, P. *et al.* Ms marco: A human generated machine reading comprehension dataset. *arXiv preprint arXiv:1611.09268* (2016).
- 23 Ni, J. *et al.* Large dual encoders are generalizable retrievers. *arXiv preprint arXiv:2112.07899* (2021).
- 24 Hirschman, L. *et al.* Text mining for the biocuration workflow. *Database (Oxford)* **2012**, bas020 (2012). <https://doi.org:10.1093/database/bas020>
- 25 Brown, P. *et al.* Large expert-curated database for benchmarking document similarity detection in biomedical literature search. *Database* **2019** (2019).
- 26 Cohan, A., Feldman, S., Beltagy, I., Downey, D. & Weld, D. S. in *Proceedings of the 58th Annual Meeting of the Association for Computational Linguistics*. 2270-2282.
- 27 Sogancioglu, G., Ozturk, H. & Ozgur, A. BIOSSES: a semantic sentence similarity estimation system for the biomedical domain. *Bioinformatics* **33**, i49-i58 (2017). <https://doi.org:10.1093/bioinformatics/btx238>
- 28 Wang, Y. *et al.* MedSTS: a resource for clinical semantic textual similarity. *Language Resources and Evaluation* **54**, 57-72 (2020).
- 29 Fiorini, N., Leaman, R., Lipman, D. J. & Lu, Z. How user intelligence is improving PubMed. *Nat Biotechnol* (2018). <https://doi.org:10.1038/nbt.4267>
- 30 Chuklin, A., Markov, I. & Rijke, M. d. Click models for web search. *Synthesis lectures on information concepts, retrieval, and services* **7**, 1-115 (2015).
- 31 Islamaj Dogan, R., Murray, G. C., Neveol, A. & Lu, Z. Understanding PubMed user search behavior through log analysis. *Database (Oxford)* **2009**, bap018 (2009). <https://doi.org:10.1093/database/bap018>
- 32 Boteva, V., Gholipour, D., Sokolov, A. & Riezler, S. in *Advances in Information Retrieval: 38th European Conference on IR Research, ECIR 2016, Padua, Italy, March 20–23, 2016. Proceedings* 38. 716-722 (Springer).

- 33 Wadden, D. *et al.* in *Proceedings of the 2020 Conference on Empirical Methods in Natural Language Processing (EMNLP)*. 7534-7550.
- 34 Wang, L. L. *et al.* *CORD-19: The COVID-19 Open Research Dataset*. *ArXiv* (2020).
- 35 Gu, Y. *et al.* Domain-specific language model pretraining for biomedical natural language processing. *ACM Transactions on Computing for Healthcare (HEALTH)* **3**, 1-23 (2021).
- 36 Robertson, S. & Zaragoza, H. The probabilistic relevance framework: BM25 and beyond. *Foundations and Trends® in Information Retrieval* **3**, 333-389 (2009).
- 37 Wang, W. *et al.* Minilm: Deep self-attention distillation for task-agnostic compression of pre-trained transformers. *Advances in Neural Information Processing Systems* **33**, 5776-5788 (2020).
- 38 Dai, Z. & Callan, J. in *Proceedings of the 43rd International ACM SIGIR conference on research and development in Information Retrieval*. 1533-1536.
- 39 Zhang, Y., Lo, D., Xia, X. & Sun, J.-L. Multi-factor duplicate question detection in stack overflow. *Journal of Computer Science and Technology* **30**, 981-997 (2015).
- 40 Nogueira, R., Lin, J. & Epistemic, A. From doc2query to docTTTTTquery. *Online preprint* **6** (2019).
- 41 Xiong, L. *et al.* Approximate nearest neighbor negative contrastive learning for dense text retrieval. *arXiv preprint arXiv:2007.00808* (2020).
- 42 Hofstätter, S., Lin, S.-C., Yang, J.-H., Lin, J. & Hanbury, A. in *Proceedings of the 44th International ACM SIGIR Conference on Research and Development in Information Retrieval*. 113-122.
- 43 Izacard, G. *et al.* Towards unsupervised dense information retrieval with contrastive learning. *arXiv preprint arXiv:2112.09118* (2021).
- 44 Neelakantan, A. *et al.* Text and code embeddings by contrastive pre-training. *arXiv preprint arXiv:2201.10005* (2022).
- 45 Brown, T. *et al.* Language models are few-shot learners. *Advances in neural information processing systems* **33**, 1877-1901 (2020).
- 46 Zhang, L., Lu, W., Chen, H., Huang, Y. & Cheng, Q. A comparative evaluation of biomedical similar article recommendation. *J Biomed Inform* **131**, 104106 (2022).
<https://doi.org/10.1016/j.jbi.2022.104106>
- 47 Bojanowski, P., Grave, E., Joulin, A. & Mikolov, T. Enriching word vectors with subword information. *Transactions of the association for computational linguistics* **5**, 135-146 (2017).
- 48 Zhang, Y., Chen, Q., Yang, Z., Lin, H. & Lu, Z. BioWordVec, improving biomedical word embeddings with subword information and MeSH. *Sci Data* **6**, 52 (2019).
<https://doi.org/10.1038/s41597-019-0055-0>

- 49 Conneau, A., Kiela, D., Schwenk, H., Barrault, L. & Bordes, A. in *Proceedings of the 2017 Conference on Empirical Methods in Natural Language Processing*. 670-680.
- 50 Pagliardini, M., Gupta, P. & Jaggi, M. in *Proceedings of the 2018 Conference of the North American Chapter of the Association for Computational Linguistics: Human Language Technologies, Volume 1 (Long Papers)*. 528-540.
- 51 Chen, Q., Peng, Y. & Lu, Z. in *2019 IEEE International Conference on Healthcare Informatics (ICHI)*. 1-5 (IEEE).
- 52 Blei, D. M., Ng, A. Y. & Jordan, M. I. Latent dirichlet allocation. *Journal of machine Learning research* **3**, 993-1022 (2003).
- 53 Le, Q. & Mikolov, T. in *International conference on machine learning*. 1188-1196 (PMLR).
- 54 Lee, J. *et al.* BioBERT: a pre-trained biomedical language representation model for biomedical text mining. *Bioinformatics* **36**, 1234-1240 (2020). <https://doi.org:10.1093/bioinformatics/btz682>
- 55 Ostendorff, M., Rethmeier, N., Augenstein, I., Gipp, B. & Rehm, G. Neighborhood contrastive learning for scientific document representations with citation embeddings. *arXiv preprint arXiv:2202.06671* (2022).
- 56 Chiu, B., Crichton, G., Korhonen, A. & Pyysalo, S. in *Proceedings of the 15th workshop on biomedical natural language processing*. 166-174.
- 57 Cer, D. *et al.* Universal sentence encoder. *arXiv preprint arXiv:1803.11175* (2018).
- 58 Alsentzer, E. *et al.* in *Proceedings of the 2nd Clinical Natural Language Processing Workshop*. 72-78.
- 59 Johnson, A. E. *et al.* MIMIC-III, a freely accessible critical care database. *Sci Data* **3**, 160035 (2016). <https://doi.org:10.1038/sdata.2016.35>
- 60 Rekabsaz, N., Lesota, O., Schedl, M., Brassey, J. & Eickhoff, C. in *Proceedings of the 44th International ACM SIGIR Conference on Research and Development in Information Retrieval* 2507–2513 (Association for Computing Machinery, Virtual Event, Canada, 2021).
- 61 Fiorini, N. *et al.* Best Match: New relevance search for PubMed. *PLoS Biol* **16**, e2005343 (2018). <https://doi.org:10.1371/journal.pbio.2005343>
- 62 Ben Abacha, A. & Demner-Fushman, D. A question-entailment approach to question answering. *BMC Bioinformatics* **20**, 511 (2019). <https://doi.org:10.1186/s12859-019-3119-4>
- 63 Chowdhery, A. *et al.* Palm: Scaling language modeling with pathways. *arXiv preprint arXiv:2204.02311* (2022).
- 64 Ji, Z. *et al.* Survey of hallucination in natural language generation. *ACM Computing Surveys* **55**, 1-38 (2023).

- 65 Mialon, G. *et al.* Augmented language models: a survey. *arXiv preprint arXiv:2302.07842* (2023).
- 66 Jin, Q., Leaman, R. & Lu, Z. Retrieve, Summarize, and Verify: How Will ChatGPT Affect Information Seeking from the Medical Literature? *J Am Soc Nephrol* (2023). <https://doi.org:10.1681/ASN.000000000000166>
- 67 Tian, S. *et al.* Opportunities and Challenges for ChatGPT and Large Language Models in Biomedicine and Health. *arXiv preprint arXiv:2306.10070* (2023).
- 68 Yeganova, L., Kim, W., Comeau, D. C., Wilbur, W. J. & Lu, Z. A Field Sensor: computing the composition and intent of PubMed queries. *Database (Oxford)* **2018** (2018). <https://doi.org:10.1093/database/bay052>
- 69 Paszke, A. *et al.* Pytorch: An imperative style, high-performance deep learning library. *Advances in neural information processing systems* **32** (2019).
- 70 Wolf, T. *et al.* in *Proceedings of the 2020 conference on empirical methods in natural language processing: system demonstrations.* 38-45.
- 71 Kingma, D. P. & Ba, J. Adam: A method for stochastic optimization. *arXiv preprint arXiv:1412.6980* (2014).
- 72 Johnson, J., Douze, M. & Jégou, H. Billion-scale similarity search with gpus. *IEEE Transactions on Big Data* **7**, 535-547 (2019).
- 73 Raffel, C. *et al.* Exploring the limits of transfer learning with a unified text-to-text transformer. *The Journal of Machine Learning Research* **21**, 5485-5551 (2020).
- 74 Mikolov, T., Sutskever, I., Chen, K., Corrado, G. S. & Dean, J. Distributed representations of words and phrases and their compositionality. *Advances in neural information processing systems* **26** (2013).

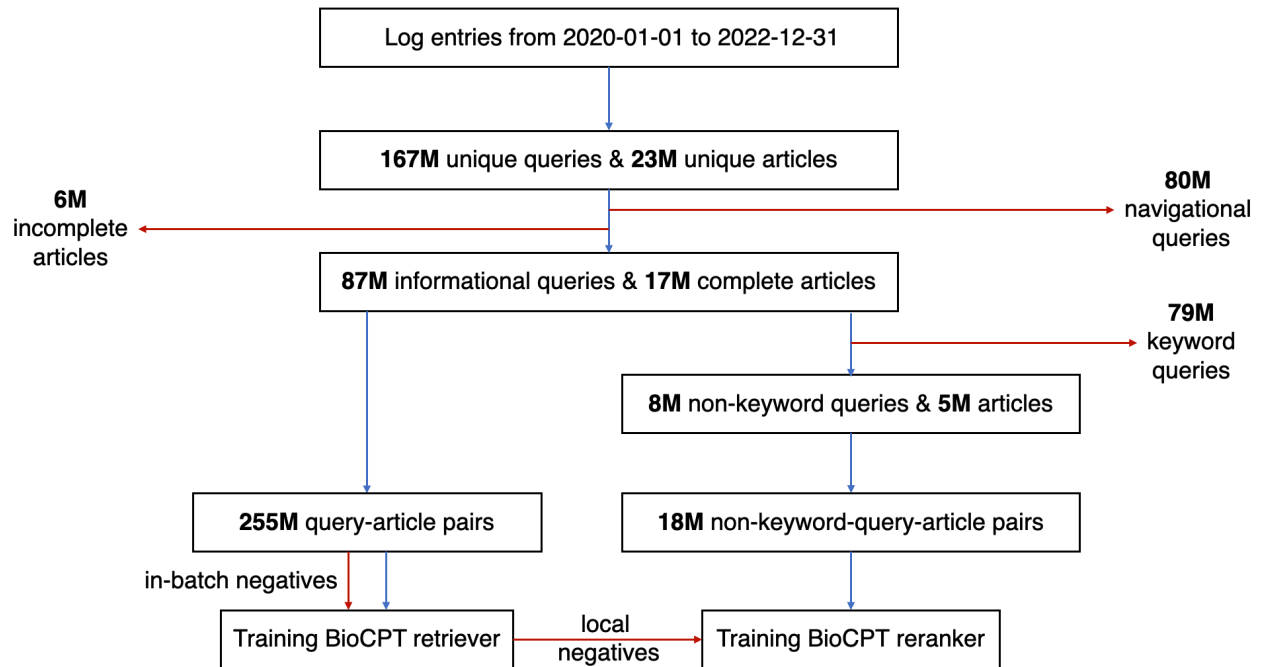


Figure S1. Flowchart of BioCPT training data collection from the PubMed search logs.

Appendix A: Evaluating the BioCPT article encoder on SciDocs

SciDocs is an evaluation framework for measuring the effectiveness of scientific paper embeddings. It includes several subtasks, such as classification of article topics, predicting user activity and citation, and also article recommendation. On SciDocs, we compare the BioCPT article encoder with various text representation models, including a random baseline, doc2vec [1], FastText [2], SIF [3], ELMo [4], Citeomatic [5], SGC [6], and BERT-based models such as SciBERT [7], Sent-BERT [8], PubMedBERT [9], SPECTER [10], SciNCL [11]. We use the official evaluation library for SciDocs³ and report the returned metrics for each subtask.

Table S1 shows the evaluation results on the SciDocs benchmark. For the average performance on subtasks, the BioCPT article encoder is better than all other compared baselines except SPECTER and SciNCL. This is not surprising since (1) SciDocs includes articles in other scientific disciplines than biomedicine and (2) SPECTER and SciNCL are trained with article-article citation information and optimized for the SciDocs benchmark. However, BioCPT is still able to surpass SPECTER and SciNCL on the MeSH classification sub-task, which only contains biomedical articles. Overall, the BioCPT article encoder is comparable to SPECTER and SciNCL for scientific article representation, and better for biomedical article representation.

³ <https://github.com/allenai/scidocs>

SciDocs Task	Classification		User activity prediction				Citation prediction				Recommendation		Avg
	MAG	MSH	Co-View		Co-Read		Cite		Co-Cite		NDCG	P@1	
	F1	F1	MAP	NDCG	MAP	NDCG	MAP	NDCG	MAP	NDCG			
Random	4.8	9.4	25.2	51.6	25.6	51.9	25.1	51.5	24.9	51.4	51.3	16.8	32.5
Doc2vec [1]	66.2	69.2	67.8	82.9	64.9	81.6	65.3	82.2	67.1	83.4	51.7	16.9	66.6
Fasttext-sum [2]	78.1	84.1	76.5	87.9	75.3	87.4	74.6	88.1	77.8	89.6	52.5	18.0	74.1
SIF [3]	78.4	81.4	79.4	89.4	78.2	88.9	79.4	90.5	80.8	90.9	<u>53.4</u>	<u>19.5</u>	75.9
ELMo [4]	77.0	75.7	70.3	84.3	67.4	82.6	65.8	82.6	68.5	83.8	52.5	18.2	69.0
Citeomatic [5]	67.1	75.7	81.1	90.2	80.5	90.2	86.3	94.1	84.4	92.8	52.5	17.3	76.0
SGC [6]	76.8	82.7	77.2	88.0	75.7	87.5	<u>91.6</u>	<u>96.2</u>	84.1	92.5	52.7	18.2	76.9
SciBERT [7]	79.7	80.7	50.7	73.1	47.7	71.1	48.3	71.7	49.7	72.6	52.1	17.9	59.6
Sent-BERT [8]	80.5	69.1	68.2	83.3	64.8	81.3	63.5	81.6	66.4	82.8	51.6	17.1	67.5
SPECTER [10]	82.0	<i>86.4</i>	<u>83.6</u>	<u>91.5</u>	<u>84.5</u>	<u>92.4</u>	<i>88.3</i>	<i>94.9</i>	<u>88.1</u>	<u>94.8</u>	53.9	20.0	<u>80.0</u>
SciNCL [11]	<u>81.4</u>	<u>88.7</u>	85.3	92.3	87.5	93.9	93.6	97.3	91.6	96.4	53.9	<i>19.3</i>	81.8
PubMedBERT [9]	77.3	80.5	47.4	70.2	45.2	68.3	40.6	65.4	44.8	68.4	51.8	17.4	56.4
BioCPT DEnc	<i>80.3</i>	89.9	<i>82.3</i>	<i>90.8</i>	<i>83.1</i>	<i>91.6</i>	83.2	92.5	<i>85.1</i>	<i>93.5</i>	<i>52.9</i>	18.5	<i>78.6</i>

Table S1. Evaluation results of the BioCPT article encoder on the SciDocs benchmark. MeSH classification is the only biomedical task, while other tasks include non-biomedical scientific articles. **Bolded numbers**, underlined, and *italicized* numbers denote the **highest**, 2nd highest, and *3rd highest*, respectively. All numbers are percentages.

Appendix B: Case studies

We conduct three case studies by comparing BioCPT results with widely used web-based literature search tools, including PubMed (with Best Match ranking [12]), Google Scholar⁴, and Semantic Scholar⁵. Unlike the standardized biomedical IR tasks where the queries are mostly natural language sentences or questions, we choose to evaluate using short phrases (keyword combinations) that require semantic understanding in this section. We don't test on full sentences because it would be unfair for web-based search engines that are not optimized for such usage. Table S2 shows the top-3 results returned by different tools.

Query case 1 is “lead heart damage”. In this query, the word “lead” most likely means the metal “lead” or the wire / cable that is used in an implanted device, but much less likely to denote the verb as in “lead to”. However, “lead” is matched to “lead to” by PubMed, Google Scholar, and Semantic Scholar. BioCPT, on the other hand, matches all “lead” to the metal or a medical device. Although some titles don't explicitly contain “heart”, the corresponding articles are about heart damage.

Query case 2 is “postpartum depression syndrome”. In this query, the word “syndrome” is simply used to modify “postpartum depression” and does not denote any other “syndrome”. The word can be neglected when retrieving relevant articles because it's not common usage. However, most web-based search engines map “syndrome” to other diseases such as “polycystic ovary syndrome” and “premenstrual syndrome” that are not part of the original information needs. BioCPT does not map the “syndrome” to other unrelated concepts, but actually tries to return more general titles that unify the query terms, i.e., “Postpartum psychiatric syndromes”. BioCPT can also ignore “syndrome” as in the returned article “Postpartum Depression”.

Query case 3 is “dermatologist in Germany”. In this query, “Germany” should be interpreted together with “dermatologist” as the main topic. However, PubMed and Semantic Scholar mostly match “Germany” to the author's affiliation fields or the place of study. On the other hand, all three articles returned by BioCPT have exact continuous mentions of “German dermatologist(s)”.

⁴ <https://scholar.google.com/>

⁵ <https://www.semanticscholar.org/>

Query	PubMed (Best Match)	Google Scholar	Semantic Scholar	BioCPT (ours)
“lead heart damage”	Brain- Heart Interaction: Cardiac Complications After Stroke	New treatment strategies for alcohol-induced heart damage	Altered Hemodynamics and End-Organ Damage in Heart Failure	Anatomical mechanisms that cause lead and catheter damage
	An Overview of Chemical and Biological Materials lead to Damage and Repair of Heart Tissue	An overview of chemical and biological materials lead to damage and repair of heart tissue	Hibiscus sabdariffa Linn. (Roselle) protects against nicotine-induced heart damage in rats	Myocardial changes in lead poisoning
	Role of Cardiac Macrophages on Cardiac Inflammation, Fibrosis and Tissue Repair	Early life permethrin insecticide treatment leads to heart damage in adult rats	Use of Computational Fluid Dynamics to Analyze Blood Flow, Hemolysis and Sublethal Damage to Red Blood Cells in a Bileaflet Artificial Heart Valve	Transvenous defibrillator lead damage
“postpartum depression syndrome”	Depression During Pregnancy and Postpartum	History of premenstrual syndrome and development of postpartum depression : a systematic review and meta-analysis	Relationship of premenstrual syndrome with postpartum depression and mother-infant bonding.	Postpartum psychiatric syndromes
	Polycystic ovary syndrome and postpartum depression : A systematic review and meta-analysis of observational studies	Associations between premenstrual syndrome and postpartum depression : a systematic literature review	Polycystic Ovary Syndrome and Postpartum Depression Symptoms: A Population-Based Cohort Study.	Postpartum psychiatric syndromes
	Relationship of premenstrual syndrome with postpartum depression and mother-infant bonding	Polycystic ovary syndrome and postpartum depression : A systematic review and meta-analysis of observational studies	Polycystic ovary syndrome and postpartum depression : a systematic review and meta-analysis of observational studies.	Postpartum Depression
“dermatologist in Germany”	[Wound treatment in diabetes patients and diabetic foot ulcers]	Dermatology in Germany	[External scientific evaluation of the first teledermatology app without direct patient contact in Germany (Online Dermatologist-AppDoc)].	[The German Society of Dermatology -- association of German dermatologists in Germany, Austria and Switzerland -- its position in Europe and in the world]
	Microbiome in healthy skin, update for dermatologists	To excise or not: impact of MelaFind on German dermatologists' decisions to biopsy atypical lesions	AI outperformed every dermatologist in dermoscopic melanoma diagnosis, using an optimized deep-CNN architecture with custom mini-batch logic and loss function	German dermatologists and their contributions to Turkish dermatology
	Practical management of acne for clinicians: An international consensus from the Global Alliance to Improve Outcomes in Acne	Epidemiology of contact dermatitis . The information network of departments of dermatology (IVDK) in Germany	[Why in Koenigsberg, why Samuel Jessner, why 1921? : History of the first university lectureship for sexology in Germany].	[Impressions and experiences of a German dermatologist in America].

Table S2. Top-three retrieval article titles of BioCPT and widely used literature search engines for three case study queries. The results of PubMed, Google Scholar, and Semantic Scholar were collected on Mar 25, 2023. **Bolded** texts denote lexical matching while **bolded and underlined** texts denote wrong semantic matching. Titles in “[...]” denote articles in non-English languages.

References

1. Distributed representations of sentences and documents. International conference on machine learning; 2014. PMLR.
2. Bojanowski P, Grave E, Joulin A, Mikolov T. Enriching word vectors with subword information. Transactions of the association for computational linguistics 2017;**5**:135-46.
3. A simple but tough-to-beat baseline for sentence embeddings. International conference on learning representations; 2017.
4. Deep Contextualized Word Representations. North American Chapter of the Association for Computational Linguistics; 2018.
5. Content-Based Citation Recommendation. Proceedings of the 2018 Conference of the North American Chapter of the Association for Computational Linguistics: Human Language Technologies, Volume 1 (Long Papers); 2018.
6. Simplifying graph convolutional networks. International conference on machine learning; 2019. PMLR.
7. SciBERT: A Pretrained Language Model for Scientific Text. Proceedings of the 2019 Conference on Empirical Methods in Natural Language Processing and the 9th International Joint Conference on Natural Language Processing (EMNLP-IJCNLP); 2019.
8. Sentence-BERT: Sentence Embeddings using Siamese BERT-Networks. Proceedings of the 2019 Conference on Empirical Methods in Natural Language Processing and the 9th International Joint Conference on Natural Language Processing (EMNLP-IJCNLP); 2019.
9. Gu Y, Tinn R, Cheng H, et al. Domain-specific language model pretraining for biomedical natural language processing. ACM Transactions on Computing for Healthcare (HEALTH) 2021;**3**(1):1-23.
10. SPECTER: Document-level Representation Learning using Citation-informed Transformers. Proceedings of the 58th Annual Meeting of the Association for Computational Linguistics; 2020.
11. Ostendorff M, Rethmeier N, Augenstein I, Gipp B, Rehm G. Neighborhood contrastive learning for scientific document representations with citation embeddings. arXiv preprint arXiv:2202.06671 2022.

12. Fiorini N, Canese K, Starchenko G, et al. Best Match: New relevance search for PubMed. *PLoS Biol* 2018;**16**(8):e2005343 doi: 10.1371/journal.pbio.2005343 [published Online First: 20180828].