

zkFi: Privacy-Preserving and Regulation Compliant Transactions using Zero Knowledge Proofs

June 2023

Naveen Sahu
nvnx@zkfi.tech

Mitul Gajera
mitul@zkfi.tech

Amit Chaudhary
amit@chainsolid.com



Abstract

We propose a middleware solution designed to facilitate seamless integration of privacy using zero-knowledge proofs within various multi-chain protocols, encompassing domains such as DeFi, gaming, social networks, DAOs, e-commerce, and the metaverse. Our design achieves two divergent goals. zkFi aims to preserve consumer privacy while achieving regulation compliance through zero-knowledge proofs. These ends are simultaneously achievable. zkFi protocol is designed to function as a plug-and-play solution, offering developers the flexibility to handle transactional assets while abstracting away the complexities associated with zero-knowledge proofs. Notably, specific expertise in zero-knowledge proofs (ZKP) is optional, attributed to zkFi's modular approach and software development kit (SDK) availability.

1 Introduction

Achieving privacy in blockchain applications presents unique challenges - often requiring trade-offs between user experience and privacy. The transparent nature of conventional blockchains reveals all of the transaction data, including addresses, assets involved, amount, smart-contract data, and timestamps, out to the public. It is analogous to using a regular bank account and revealing all private financial information, deterring the mass adoption of blockchain and digital asset technology.

As this space continues to evolve and more institutional and individual users engage in activities on these applications, privacy will become a paramount concern creating the biggest hurdle for achieving mainstream adoption. Individuals contemplating the adoption of blockchain-based

payment systems may exhibit considerable hesitance if their salaries or other confidential financial details, such as payments for medical services and their online purchases, are accessible to the public. This demand for privacy will also be from social networking platforms, decentralized lending protocols, philanthropic platforms, e-commerce, gaming, and other protocols where users want to prioritize safeguarding the privacy of their information.

While there is a clear need for privacy solutions, regulatory scrutiny of privacy protocols necessitates action to develop practical and fair measures that deter bad actors from engaging in on-chain illicit activity. **Selective De-anonymization**, as mentioned in [1], lays out a method for allowing traceability. The **involuntary de-anonymization** can prove to be a flagship regulation-compliant technique that can be used when a malicious actor refuses to comply with the law.

In this paper, we propose a privacy-preserving solution with built-in regulatory compliance tools using zero-knowledge proofs having the following features

- A general purpose **multi-chain** privacy solution spanning across multiple EVM chains.
- Available with **simple, composable and flexible plug-and-play middleware** solution via an SDK.
- Secure with **built-in compliance** solution with concrete AML practices.
- Providing better **user-experience**, using account-abstraction and wallet integrations ¹.

¹with MetaMask Snaps

2 Limitations in current architecture

At present most widely used programmable blockchains (e.g. EVM based chains such as Ethereum, Polygon, Optimism, Arbitrum) offer benefits such as permissionless nature, decentralization, and security, but these blockchains do not offer privacy. Alternative blockchain networks have been aiming to create solutions from scratch, to eliminate the pitfalls but fail to near the activity and value of mentioned public chains. This necessitates a solution to multiple problems on the public chain itself.

Lack of Privacy. A regular on-chain transaction exposes private data and transactions to the public. The sender/receiver entity, asset type and quantity, smart-contract data, timestamps, and more are conveniently organized and available to the general public through block explorers. This information can be used to track funds for targeted attacks, identify users, and extract sensitive information and patterns about their activity. These pitfalls prevent the adoption of revolutionary blockchain applications by several serious users, especially users like institutional investors and businesses.

Weak Compliance. Privacy problem implicitly poses another severe issue of compliance. How to have robust compliance in place and prevent bad actors while maintaining user privacy? Enabling privacy on decentralized platforms have been very well known to attract malicious actors abusing the platform. These include using it for illicit activities like laundering stolen funds from hacks or preparing for one. Most of the time, these actors have succeeded because of the lack of firm AML (Anti-Money Laundering) practices to deter bad actors. Weak compliance deters institutional investors or businesses from entering the blockchain space for legitimate usage.

Lack of Infrastructure. Building private applications on the blockchain has been made possible by the advancements in Zero Knowledge (ZK). However, implementing ZK technology is complicated. Developers need specialized knowledge and resource investment in ZK development. This creates overhead and distraction from the divergence of resources from developing a core component of their applications.

Poor User-Experience. These distractions and overheads due to the lack of middle-ware privacy solutions lead to a subpar developer and user experience. Even if the application develops its privacy layer, the UI/UX faces challenges for users. While UX is still an area to be improved in web3 generally - it is even worse in the ecosystem of privacy-preserving applications.

2.1 Previous Solutions

ZCash blockchain was among the first to tackle privacy by facilitating anonymous transactions. While innovations

there have been impressive, they could not reach the intended adoption nor offered any programmability - restricting only to peer-to-peer transactions. Hence, missing out on the prominent application level use-case for, eg. DeFi. **Monero**, another private chain, more or less shares the same context.

Tornado protocol on Ethereum amassed a significant number of usage despite not-so-good UX. But it overlooked compliance and became go-to-place for money laundering [2]. A portion of its volume has ties to large-scale hacks [3], attracting serious implications from regulators. It, too, only offered peer-to-peer private transactions lacking any interoperability beyond that. Aztec came up with a novel solution with their L2 roll-up approach that had DeFi compatibility to some extent. However, it required users to bridge their assets back and forth and had significant waiting times - making it not-so-practical for all kinds of DeFi interaction, e.g. in swaps because of slippage.

Others also share the same problems, especially weak compliance guarantees and friction in user experiences.

3 zkFi: A Middleware Solution

To tackle problems, as discussed above, zkFi offers a packaged solution that acts as a privacy middleware with built-in compliance. Privacy and compliance-related complexity are abstracted away by providing the developers with an SDK that facilitates a plug-and-play solution.

3.1 Privacy with Zero Knowledge Proofs (ZKPs)

zkFi uses ZKPs for facilitating privacy at its core by achieving the following goals:

- Performing secure and private transactions consisting of several underlying zero-knowledge proofs called JoinSplits.
- Prevent double-spending of notes.
- Verifiable encryption for selective de-anonymization.

While there are multiple formulations of ZKP systems available and being researched, zkFi specifically utilizes a groth16 zkSNARK system which is currently most suitable for on-chain privacy applications.

3.2 Stronger Compliance Guarantees

Compliance has been the conundrum for privacy protocols so far. zkFi aims to have an industry-standard compliance framework such as:

- **Selective De-anonymization:** For an industry-standard AML practice, a process for the de-anonymization of user-specific private transaction data needs to be followed. It could be a **voluntary de-anonymization** where the entity in question can share general or per-transaction viewing key to a regulatory authority. In

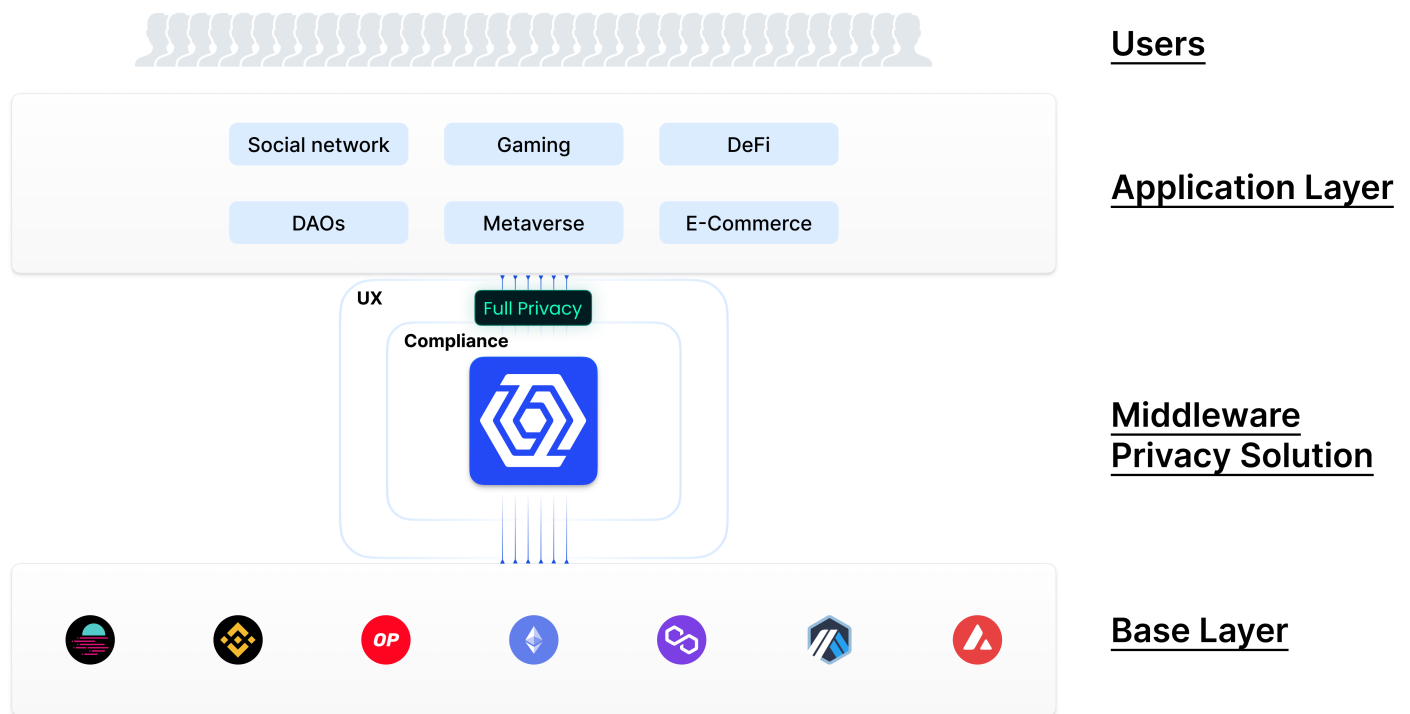


Figure 1. Middleware Solution

other cases (for malicious actors), **involuntary de-anonymization** may be enforced in response to a regulatory emergency or court order. The latter should be a multi-party process to prevent abuse of power. This is inspired by the research in [1].

- **Deposit Limits:** We put a fiat limit on the asset being transacted and/or the volume flowing through the protocol in a time period. There can be a provision to relax this limit for specific entities like a compliant business.
- **Privacy-friendly KYC:** KYC is the essential first step toward onboarding a user. For this purpose, an external service may be used that facilitates the purpose in a privacy-friendly way e.g. Quadrata².
- **Risk Management and Screening** The protocol sets up compliance and risk management integrations to identify and prevent any kind of illegal financial activity. This could be achieved by services like TRM Labs³ products and Chainalysis⁴ oracles to do deposit and withdraw screening.

3.3 Pluggable Privacy With SDK

By offering an SDK, a full set of compliant privacy features is instantly available to protocols and their developers. SDK facilitates a **simple composable plug-and-play solution** that abstracts away every bit of ZKPs or compliance-specific complexities. This renders immense benefits to protocols such as:

- New protocols can focus on developing their core features without investing time and resources into ZK development.
- Existing protocols do not have to modify their smart contracts for compatibility. It's a simple plug-and-play through SDK.
- Compliance issues often come as part of a privacy conundrum. But with zkFi, protocols will not have the burden of juggling privacy-related compliance practices.

In addition to the advantages mentioned above, the **flexibility of interaction** with the integrating protocol remains at the hands of a developer. Given private user assets and/or data as input, developers are totally free to write any custom logic to apply to the inputs.

See section 6.4 for implementation details.

²<https://quadrata.com/>

³<https://www.trmlabs.com/>

⁴<https://go.chainalysis.com/chainalysis-oracle-docs.html>

3.4 Account Abstraction and UX

The advent of EIP-4337 [6] Account Abstraction proposal allowed for significant improvements in user experience across protocols. One such improvement or feature it brings is the ability to execute gasless transactions where smart contracts pay for gas fees in ERC-20 tokens.

In privacy protocols, there exists a common problem referred to as *gas dilemma* or *fee payment dilemma*. A gas dilemma exists because if users need to pay the gas fees from their wallet to execute their transactions then this gas payment discloses the user's public profile.

zkFi uses EIP-4337 so that the gas fee can be paid in ERC-20 tokens making transactions on Privy a gas-less experience. The flexibility of gas payment is left to the integrating protocol - allowing it to sponsor transaction fees or charge from their users in any desired way. In the case of peer-to-peer transactions, a user simply pays gas in transacting assets. This is facilitated through a custom EIP-4337 compatible Paymaster contract that pays the gas (in native token) on users' behalf in exchange for a small fee in any supported asset.

Moreover, making shielded account keys available within browser wallets, starting with **MetaMask** through its Snaps⁵ integration, itself would allow protocols to allow for private transactions within their custom UIs while sensitive user keys live behind the battle-tested security of the wallet itself. To transact user assets the UIs would simply request for a signature from shielded account using provided SDK.

4 Use Cases of zkFi

Pluggable Privacy for DeFi protocols. As mentioned, previously in section 3.3, the design of the infrastructure allows any existing DeFi protocol for seamless integration.

For instance, consider Aave⁶ which is a lending/borrowing liquidity protocol. Aave users normally supply assets to one of Aave markets and get interest-bearing tokens a.k.a *aToken*⁷ in return. For Aave to let its users supply assets anonymously, it'd just require a simple stateless proxy contract, let's call it *AaveProxy*. The job of *AaveProxy* is just to take an asset and return the corresponding *aToken* asset by talking to APIs already written by Aave in their core contracts. The proxy is very loosely coupled, no ZK programming is required at all nor any changes in Aave's existing contracts.

The same kind of seamless integration is possible with other protocols for - earning interest privately on Compound, doing private swaps on Uniswap, staking privately on Lido, and many more.

Private Payments via Stealth Address. While normal peer-to-peer private transactions are supported, one may opt

to receive assets in the form of payment to their stealth address - which preserves anonymity one can share a random-looking address each time.

So, for instance, **payment links** can be generated by a receiver and can be shared with a sender such that the shared link has no traceability to any previous payment. This is similar to sharing payment links in Stripe⁸ but with anonymity.

Shielded Wallet for protocol UIs. Via its integration directly in existing crypto wallets, starting with MetaMask Snaps integration, any protocol may request spending of user's private assets instead public assets from a normal wallet. This frees protocols to define their own custom UIs on their own domains and request interaction with Shielded Wallet however it wants.

This adds up with a better user experience thanks to built-in account abstraction features like gasless transactions.

zkFi strives to offer a general solution, so it is future compatible with other use cases that may arise as the need for privacy is realized more and more.

5 Architecture

The diagram in figure 2 shows an architectural overview of the system with involved actors and their interaction with each other:

KYC Provider. An external privacy-friendly service provider for KYC operations. This is a one-time process during user onboarding.

Wallet Provider. The entity responsible for signing valid private transactions. This includes regular browser wallets (e.g. MetaMask) acting as hosts to **Shielded Account** with extra functions. The Shielded Account lives within the security and is derived from the host wallet's private keys.

User Interface. The UI is connected with the Shielded Account through the wallet provider and can request shielded transaction approvals. The SDK consumers i.e. protocols can design their own **protocol UIs** with any framework (e.g. React, Remix, Vue) of their choice. This could be to collect inputs from the user for the private DeFi interaction or show user data. The proof generation at the client side is facilitated through a **ZK Prover** module and sent along with the transaction.

EIP-4337 Bundler. A bundler sends the transactions to the network through a bundler node rather than directly from a wallet. This has two main benefits - the user avoids exposing their wallet address publicly and it can pay for the gas with shielded/private assets itself.

⁵<https://metamask.io/snaps/>

⁶<https://aave.com/>

⁷<https://docs.aave.com/developers/tokens/atoken>

⁸<https://stripe.com/in/payments/payment-links>

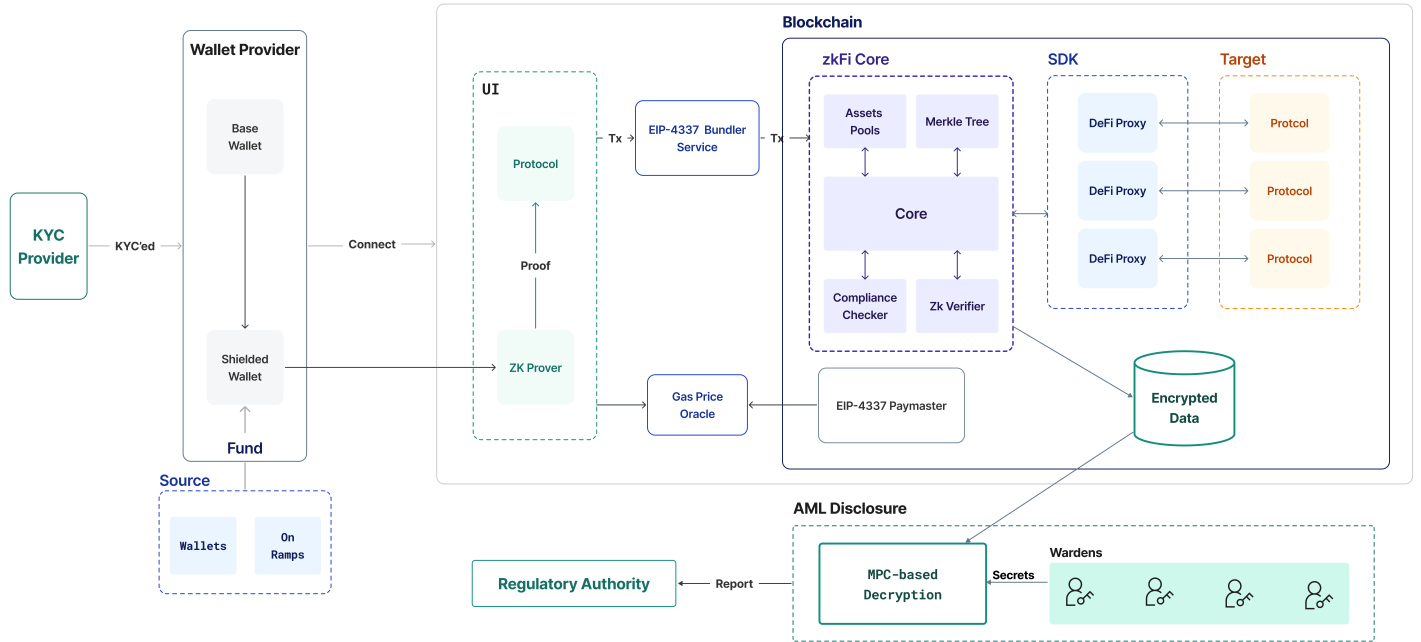


Figure 2. Architecture Diagram

Gas Price Oracle. A decentralized oracle to consult the equivalent amount of gas price in ERC-20 tokens. A DEX like Uniswap could be a suitable oracle.

EIP-4337 Paymaster. A custom EIP-4337 compatible paymaster that pays for the user operations in exchange for fees cut in the asset being transacted. The fee is validated after consulting Gas Price Oracle.

zkFi Core. Core of zkFi protocol encapsulates a **multi-transactional multi-asset** pool, a merkle tree of notes and an on-chain ZK proof verifier. See section 6.3.

DeFi Proxy. DeFi Proxies are simple smart contracts that implement/extend a simple interface/base provided by SDK. Doing this allows it to plug nicely into the Core and be able to receive assets from it to perform any DeFi operation. See section 6.4.

Wardens. Wardens are multi-party entities that exist to perform the **involuntary selective de-anonymization** process upon strict requirement from regulatory body or court. Wardens hold fragments of a secret key, each of which is used in an MPC process to decrypt transaction data when a certain minimum number of secrets are combined. See section 6.5.

6 Building Blocks

6.1 Shielded Account

Let H be **Poseidon** hash function defined at 22 and G be the generator point on the Baby Jubjub elliptic curve as defined in section 7.2.

A user holds a shielded account to sign valid transactions and decryption of balances and transaction data. Unlike, normal Ethereum accounts, a shielded account contains a couple of keypairs. The related schemes are described below:

- **Spend Keypair** (s, S) The spend private key is the most sensitive key that can sign valid transactions that spend the user's funds. To generate this private key a pre-defined message, m is first signed by a regular ethereum wallet and then the key is derived from hash of obtained signature:

$$\sigma = \text{Sign}(m) \quad (1)$$

$$s = H(\sigma) \quad (2)$$

Deriving s from the wallet signature allows the user to recover the spend private again by signing the same M again, in case the key gets lost.

Public key S derived from s by simple EC multiplication:

$$S = s * G \quad (3)$$

S is a point on elliptic curve with coordinates denoted as $(S.x, S.y)$.

Now, we derive a "shielded address" (analogous to an Ethereum address ⁹) from this public key as:

$$A = H(S.x, S.y) \quad (4)$$

A can now receive shielded funds from anyone and the user holding spend private key s is able to use funds associated with A .

- **View Keypair** (p, P) View keypair's purpose is to decrypt the user balances and transaction-related data. The private key can be derived from the s as:

$$p = H(s) \quad (5)$$

And corresponding public key as:

$$P = p * G \quad (6)$$

p is utilized to encrypt the transaction data sent along with the transaction.

Having a distinct keypair for read-only access renders multiple advantages including revealing p for compliance purposes without giving up spend access and allowing protocol websites for read-only access of data to display on their custom UIs.

The scheme can be further extended to have a transaction-specific viewing key giving the ability to reveal only selected transactions or protocol-specific viewing keys so that protocol websites only get to read data relevant to it rather than the entire transaction history.

6.2 Stealth Address

Stealth addresses are one-time addresses that are randomly generated and used to associate with a note. The stealth address scheme described below is inspired by the EIP-5564 [7].

To generate a stealth address for a particular receiver with public spend key S and public view key P proceed as:

1. Generate a random scalar, r .
2. Calculate a shared secret, $s = r * P$.
3. Calculate stealth public key $S_{stealth} = H(s) * G + B$.
4. Calculate stealth address as $A_{stealth} = H(S_{stealth}.x, S_{stealth}.y)$
5. Calculate $R = r * G$ and publish it to make it available to the receiver.

To detect incoming transactions intended for the receiver it scans through transactions using the view key and checks whether $S_{stealth} = H(p * R) * G + S$ holds. If it does it is for the receiver.

Now, the receiver computes the stealth private key as:

$$s_{stealth} = H(R * p) + s \quad (7)$$

The user can now use $s_{stealth}$ to sign a valid transaction to spend associated funds.

6.3 Core

Core smart contracts of the zkFi protocol. This is gated by a guard for compliance purposes. Flow reaches the core only after passing these guard checks. The core includes a **multi-transactional multi-asset pool**, meaning the pool supports multiple assets and has the ability to transact multiple assets in a single transaction. The on-chain ZK Verifier verifies the proof submitted during the transaction.

6.3.1 Setup. Let \mathcal{T} be the Merkle tree where each node is the hash of its children, hashed with H . The tree leaf nodes are subsequently filled with **commitments** which are hashes of **notes** defined as,

$$N \equiv (j, A, v, r) \quad (8)$$

where, $j \in \mathbb{B}^{160}$ is asset identifier, $v \in \mathbb{B}^{248}$ is associated monetary value, $r \in \mathbb{B}^{248}$ is random salt and A is a shielded address (could be stealth address) that can use or spend N . The note **commitment**, h_N is:

$$h_N = H(N) = H(j||A||v||r) \quad (9)$$

Let σ be the signature generated with key p_{spend} that authenticates the ownership of N as:

$$\sigma = \text{Schnorr_Sign}(h_N, s) \quad (10)$$

where Schnorr_Sign is as defined in 25.

Let's call f a **nullifier** defined as:

$$f \equiv (l, \sigma) \quad (11)$$

where l is index of note commitment h_N as leaf node in \mathcal{T} .

Then, the nullifier hash is calculated as follows:

$$h_f = H(f) = H(l||\sigma) \quad (12)$$

Let's define a set of **public inputs** corresponding to an asset j as:

$$\rho \equiv (R, j, V_{in}, V_{out}, \mathbf{h}_{f_{in}}, \mathbf{h}_{N_{out}})$$

where,

- R is root of \mathcal{T} .
- V_{in} and V_{out} are public input and output values for asset j .
- $\mathbf{h}_{f_{in}} = (h_{f_1}, h_{f_2}, \dots, h_{f_m})$ is list of nullifier hashes corresponding to m input notes $\mathbf{N}_{in} = (N_{in1}, N_{in2}, \dots, N_{inm})$.
- $\mathbf{h}_{N_{out}}$ is list of commitments of output notes $\mathbf{N}_{out} = (N_{out1}, N_{out2})$.

Now for n number of assets $\mathbf{j} = (j_1, j_2, \dots, j_n)$, we define multi-dimensional public inputs, each for asset j_i , as:

$$\boldsymbol{\rho} \equiv (\rho_1, \rho_2, \dots, \rho_n)$$

Similarly, we define set of **private inputs** as:

$$\omega \equiv (v_{in}, v_{out}, r_{in}, r_{out}, S_{in}, \sigma_{in}, A_{out}, \mathbf{l}_{in}, \mathbf{e}_{in}) \quad (13)$$

where

⁹<https://ethereum.org/en/developers/docs/accounts/#account-creation>

- $\mathbf{v}_{in} = (v_{in1}, v_{in2}, \dots, v_{inm})$ and $\mathbf{v}_{out} = (v_{out1}, v_{out2})$ are the values of input notes, \mathbf{N}_{in} and output notes, \mathbf{N}_{out} for an asset j .
- \mathbf{r}_{in} and \mathbf{r}_{out} are the salts of input notes, \mathbf{N}_{in} and output notes, \mathbf{N}_{out} for an asset j .
- $\mathbf{S}_{in} = (S_{in1}, S_{in2}, \dots, S_{inm})$ are public keys associated with m input notes \mathbf{N}_{in} .
- σ_{in} are the signatures produced by signing commitments of \mathbf{N}_{in} with private keys \mathbf{s}_{in} corresponding to public keys \mathbf{S}_{in} .
- \mathbf{A}_{out} are addresses associated with output notes \mathbf{N}_{out} .
- \mathbf{l}_{in} are leaf indices of input note commitments, $\mathbf{h}_{\mathbf{N}_{in}}$.
- \mathbf{e}_{in} are openings in \mathcal{T} at indices \mathbf{l}_{in} .

For n different assets the private inputs can be denoted as:

$$\omega \equiv (\omega_1, \omega_1, \dots, \omega_n) \quad (14)$$

Then, given ρ and ω , let \mathcal{S} be the statement of knowledge defined as:

$\mathcal{S}_\rho \equiv$ Knowledge of ω :

$$\begin{aligned} & \forall j \forall f, h_f = H(f) \\ & \wedge \forall j \forall (h_N, S, \sigma), \text{Schnorr_Verify}(h_N, S, \sigma) = 1 \\ & \wedge \forall j \forall (l_{in}, e_{in}), e_{in} \text{ is the opening at } l_{in} \text{ in } \mathcal{T} \\ & \wedge \forall j \forall N_{out}, h_{N_{out}} = H(N_{out}) \\ & \wedge \forall j, V_{in} + \sum v_{ink} = V_{out} + \sum v_{outk} \end{aligned} \quad (15)$$

where Schnorr_Verify is defined in 26.

Let d_p and d_v be the proving and verifying keys created using a trusted setup ceremony. Let's define the SNARK proof generator function as:

$$\text{Prove} : \mathbb{B}^* \rightarrow \mathbb{B}^{2048}; (d_p, \rho, \omega) \mapsto \pi \quad (16)$$

where π is called the **proof**.

And proof verifier as:

$$\text{Verify} : \mathbb{B}^* \rightarrow \{0, 1\}; (d_v, \pi, \rho) \mapsto b \quad (17)$$

where b is a single bit for representing boolean *true* or *false* as a result of proof verification.

6.3.2 Transact. To perform a (multi) JoinSplit transact operation to spend its notes the client proceeds as follows:

1. Identify the different assets $\mathbf{j} = (j_1, j_2, \dots, j_n)$ needed for transaction.
2. Scan the network to get encrypted notes and decrypt it using the viewing key to get an array of notes, \mathbf{N} for each asset j_i .
3. For each j_i , choose a number of notes $\mathbf{N}_{in} \subset \mathbf{N}$, with commitment indices \mathbf{l}_{in} in \mathcal{T} , to spend.
4. Compute nullifier hashes, $\mathbf{h}_{f_{in}}$ of notes, \mathbf{N}_{in}
5. Select a root, R from last δ (set to 100 normally) number of roots of \mathcal{T} and calculate tree openings \mathbf{e}_{in} at \mathbf{l}_{in}
6. Determine the desired output notes \mathbf{N}_{out} and calculate their commitments, $\mathbf{h}_{\mathbf{N}_{out}}$ for each asset j_i .

7. Set V_{in} and V_{out} to control any public value going into or coming out of contracts.
8. Calculate π by finalizing ρ as well as ω and by calling Prove with d_p .
9. Send a request to an EIP-4337 Bundler with necessary transaction data which is supposed to relay it to the contract.

If π was calculated correctly and statement was true, the on-chain Verify function a.k.a *Verifier* outputs 1. Otherwise, 0 representing bad or tampered π . In case verification is successful, the flow proceeds with the necessary funds.

6.4 DeFi Proxy

A **DeFi Proxy** is a state-less contract that lives on-chain to act as a proxy for a target DeFi protocol. This contract must implement a standard interface that exposes a "**convert**" functionality or operation. This reflects the fact that, in general, any DeFi operation e.g. swapping, lending, staking, can be thought of as a process of converting from one asset called *input asset* to another asset called *output asset*. Here are a few examples:

- When swapping ETH for USDC on Uniswap, ETH (input asset) is converted to USDC (output asset).
- When supplying DAI on the AAVE market to earn interest, DAI (input asset) is essentially being converted to aDAI (output asset) the interest-bearing tokens given back in return.
- Staking ETH (input asset) on Lido results in conversion to stETH (output asset) holding which represents your stake plus rewards.

The **Core** has the ability of arbitrary DeFi interaction by communicating with the target protocol via its proxy contract. In its **convert** operation, this proxy is supposed to perform necessary operations by calling the target it is the proxy for, eventually returning any output to the Core.

This operation includes a transact operation as described above. It is a specific kind of transaction where V_{out} values (for each j_i) are set to non-zero so that these values are sent as input to the proxy. After processing some input, (\mathbf{j}, \mathbf{v}) with its specific target protocol, the proxy is expected to return output asset $(\mathbf{j}', \mathbf{v}')$.

$$\text{Convert} : (\mathbb{B}^{160n}, \mathbb{B}^{256n}) \rightarrow (\mathbb{B}^{160m}, \mathbb{B}^{256m}); (\mathbf{j}, \mathbf{v}) \mapsto (\mathbf{j}', \mathbf{v}') \quad (18)$$

Later, a note commitment is calculated with $(\mathbf{j}', \mathbf{v}')$ for each of m outputs and a given stealth address as a transaction parameter and inserted into \mathcal{T} .

The flexibility comes from the fact that the implementation of Convert is left to the developer trying to integrate the target protocol.

6.5 Involuntary De-anonymization AML through MPC and ZKP

zkFi aims to implement **involuntary selective disclosure** along the lines of [1] paper - which will be an industry standard AML practice. This process will be multi-party through MPC cryptography and performed only when a request is received from regulators.

Let $t \in \mathbb{B}^*$ be sensitive raw transaction data and E_K be an encryption function that encrypts with some public key K . Then encrypted data, $E_K(t)$ is also stored on-chain during a transaction. The correctness of the encryption is verified with an on-chain verifier:

$$\text{Verify}_E : \mathbb{B}^* \rightarrow \{0, 1\}; (d_v, \pi, E_K(t), K) \mapsto b \quad (19)$$

Ideally, E_K is efficient in a ZK circuit. Verification is required to prevent bad actors from posting garbage data.

The secret decryption key is fragmented into multiple secrets, k_1, k_2, \dots, k_n , and distributed among n multiple unique parties called **wardens**. None of the wardens can decrypt only using its single secret. At least, m of n wardens must come to an agreement and share their secrets to compute the decryption function D_K over secrets and the ciphertext using the MPC procedure.

$$D_K(E_K(t), (k_1, k_2, \dots, k_m)) = t \quad (20)$$

7 Cryptographic Primitives

7.1 Hash Function

A hash function is a mathematical function, h that takes arbitrary length input, $m \in \mathbb{B}^*$, and outputs fixed-length output $x \in \mathbb{B}^n$ often called hash, hash value or digest.

$$h : \mathbb{B}^* \rightarrow \mathbb{B}^n; m \mapsto x \quad (21)$$

A cryptographically secure hash function has the following properties:

- **Pre-image resistance** Given a hash value, it must be difficult to find the input that produced it.
- **Second pre-image resistance** Given an input and its hash value it must be difficult to find another input that produces the same hash.
- **Collision resistance** It must be difficult to find two inputs that map to the same hash value.

Specifically, for its operations, zkFi extensively uses a hash function called **Poseidon** [4] denoted as H :

$$H : \mathbb{B}^* \rightarrow \mathbb{B}^{256} \quad (22)$$

7.2 Elliptic Curve

Elliptic curves are mathematical structures that are defined over some finite field. It possesses some interesting properties that make them very useful in cryptography. For instance, it is possible to define **discrete logarithm problem** on elliptic curves. Given a generator point, G and a point on curve P it is computationally hard to determine a scalar, s

such that $P = s * G$ where $*$ is scalar multiplication defined in a group.

zkFi employs a specific elliptic curve for its ZK operations called **Baby JubJub** as defined in [5].

7.3 Digital Signature

A digital signature σ is a verifiable piece of data produced by signing a message m with a private key s through some chosen signature scheme or function.

$$\text{Sign} : (\mathbb{B}^*, \mathbb{B}^k) \rightarrow \mathbb{B}^n; (m, s) \mapsto \sigma \quad (23)$$

The signature scheme can later verify that the signature σ was produced by an entity who knows the m as well as private key s :

$$\text{Verify} : (\mathbb{B}^n, \mathbb{B}^j) \rightarrow \{0, 1\}; (\sigma, P) \mapsto b \quad (24)$$

where P is public key corresponding to s and b is a single bit representing result of verification - *true* or *false*.

A cryptographically secure signature scheme must have the following properties:

- **Authenticity** A valid signature implies that message was deliberately signed by the signer only.
- **Unforgeability** Only the signer can produce a valid signature for the associated message.
- **Non-reusability** The signature of a message cannot be used on another message.
- **Non-repudiation** The signer of the message cannot deny having signed the message with a valid signature.
- **Integrity** Ensures that the contents of the message are not altered.

zkFi utilizes **Schnorr** [8] signature scheme for signing private transactions and verifying those signatures. The signing function is defined as:

$$\text{Schnorr_Sign} : (\mathbb{B}^{256}, \mathbb{B}^{512}) \rightarrow \mathbb{B}^{768}; (m, s) \mapsto \sigma \quad (25)$$

and verification as:

$$\text{Schnorr_Verify} : (\mathbb{B}^{256}, \mathbb{B}^{512}, \mathbb{B}^{512}) \rightarrow \{0, 1\}; (m, S, \sigma) \mapsto b \quad (26)$$

where b is a single bit representing result of verification *true* or *false*.

7.4 Zero Knowledge Proofs

Zero-knowledge proof (ZKP) is a cryptographic technique that allows a party, a prover to prove to another party, a verifier that it knows a secret without actually revealing a secret by following a set of complex mathematical operations.

Although the origins of ZKPs can be traced back to the early 1980s, when a group of researchers, including Shafi Goldwasser, Silvio Micali, and Charles Rackoff, published a paper [14] that introduced the primitive concept to the world, it lacked practicality at the time. However, later developments addressed the problems leading to usable implementations in various systems, especially with the advent of blockchains.

In order to be ZKP, it must satisfy three properties:

- **Completeness:** If the statement is true, both the prover and verifier are following the protocol, then the verifier will accept the proof.
- **Soundness:** If the statement is false, no prover can convince the verifier that it is true with any significant probability.
- **Zero Knowledge:** If a statement is true, the verifier learns nothing other than the fact that the statement is true.

One particularly efficient type of ZKP is **zkSNARK**. A **SNARK** (Succinct Non-Interactive Argument of Knowledge) defines a practical proof system where the proof is **succinct** that can be verified in a short time and is of small size. The system is **non-interactive** so that the prover and verifier do not have to interact over multiple rounds. **Knowledge** refers to the fact that the statement is true and the prover knows a secret, also called “**witness**” that establishes that fact. If a SNARK proof allows for proof verification without revealing a witness it becomes a zkSNARK.

Generating a zkSNARK proof is a multi-step process that involves breaking down logic to primitive operations like addition and multiplication, creating an **Arithmetic Circuit** consisting of gates and wires. This circuit is then converted to a **R1CS** (Rank-1 Constraint System) which constrains the circuit to verify, for instance, that values are being calculated correctly with gates. The next step converts these constraints in the circuit to a Quadratic Arithmetic Program (**QAP**). QAP represents these constraints with polynomials rather than numbers. Afterward, together with Elliptic Curve Cryptographic (ECC) and QAP, a zkSNARK proof is formed.

7.4.1 Trusted Setup Ceremony. A trusted setup ceremony is a cryptographic procedure that involves contributions of one or more secret values, s_i from one or more parties into the trusted setup system to eventually generate some piece of data that can be used to run cryptographic protocols. Once this data is generated, the secrets, s_i are considered **toxic waste** and must be destroyed because possession of these makes it possible to rig the system. In the context of ZK, for example, it can be used to generate proofs that are false positives.

There are multiple kinds of trusted setup procedures. The original ZCash ceremony in 2016 [10] was one earliest trusted setups being used in a major protocol. One trusted setup of particular interest is **powers-of-tau** setup which is multi-participant and is commonly used in protocols. To get an idea of how multi-step setups work consider the image below where, secrets, s_1, s_2, \dots, s_n

To be a bit precise, the secrets are used in Elliptic Curve operations for security. An input s_i is used to generate successive points on the curve given the generator G by operation $G * s_i$. The result of the contribution, $G * s_i$ is fed to the next

step. The next participant cannot determine the previous contributor’s secret because it is a discrete log.

A more detailed discussion can be found at [11].

7.4.2 Groth16. Groth16 is a SNARK proving system proposed by Jens Groth [12] in 2016. It is a non-interactive proof system that is commonly used in privacy protocols and is fast with small proofs. The prover complexity is $O(n_c)$ where n_c is the number of rank-1 constraints.

Groth16 requires a trusted setup to generate proving keys and verifying keys. The setup is required to make the proofs succinct and non-interactive.

7.5 Merkle Tree

Merkle Tree is a data structure that is used to store and verify the integrity of data. It is a binary tree where each node has two children. The leaves of the tree are the data blocks that are stored and the internal nodes of the tree are the hashes of children below them. Consequently, the root of the tree is the culmination of all data blocks in the tree. This means that if any data blocks at the leaf nodes are changed or corrupted it will propagate to the root which will change too.

The root hash of the Merkle tree can be compared to a reference to verify the integrity of the data. This makes the Merkle trees very efficient.

A merkle tree is maintained in zkFi to record user assets. User-deposited assets are represented in the form of a hash called **commitment** that gets stored in a Merkle tree structure. During withdrawal, the same user submits a proof a.k.a **Merkle Proof** (among others) of inclusion of the same commitment hash in the tree and proof of knowledge of the hash’s pre-image, without revealing any traceable information like an index of commitment in tree or constituents of pre-image.

7.6 Secure Multi-Party Computation (SMPC)

SMPC, sometimes simply referred to as **MPC**, is a cryptographic protocol that allows multiple parties to jointly compute a function on their private inputs without revealing those inputs to each other. The idea was initially introduced by Andrew Yao in the early 1980s in a research paper [9].

The general notion of MPC is in which n parties jointly compute a function f over their secrets, s_1, s_2, \dots, s_n i.e. compute $f(s_1, s_2, \dots, s_n)$ and do not reveal their individual secrets, s_i to each other.

Yao introduced a toy example, “Yao’s Millionaire Problem” as - two millionaires want to determine who is richer but they do not want to reveal any information other than that about their wealth to each other. If x_1 and x_2 denote the numerical value of their wealth, the goal is to calculate the result of $x_1 \leq x_2$ with x_1 and x_2 being private inputs by each.

MPC can be applied to multiple practical problems as well including:

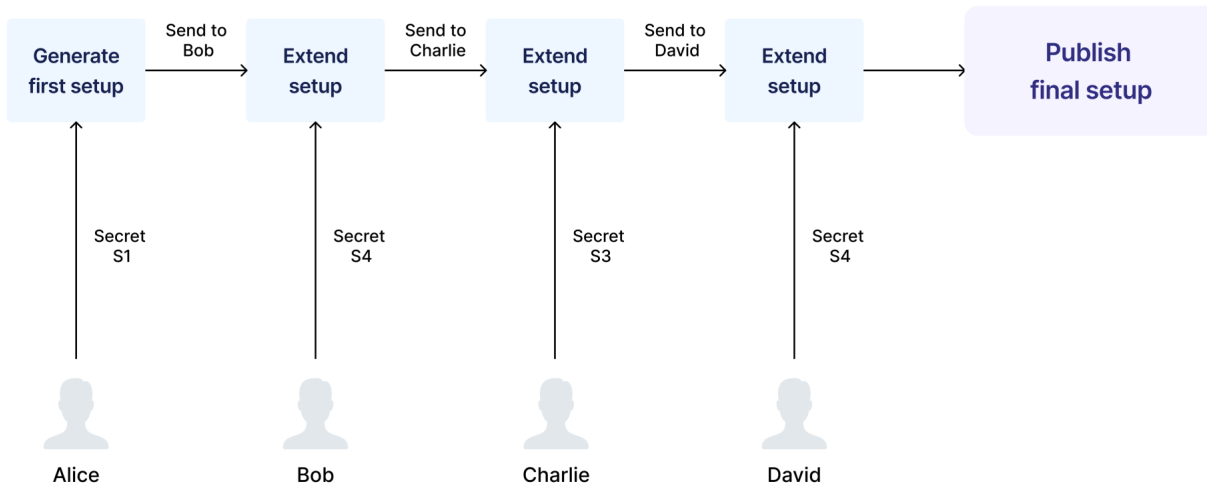


Figure 3. Trusted Setup Ceremony

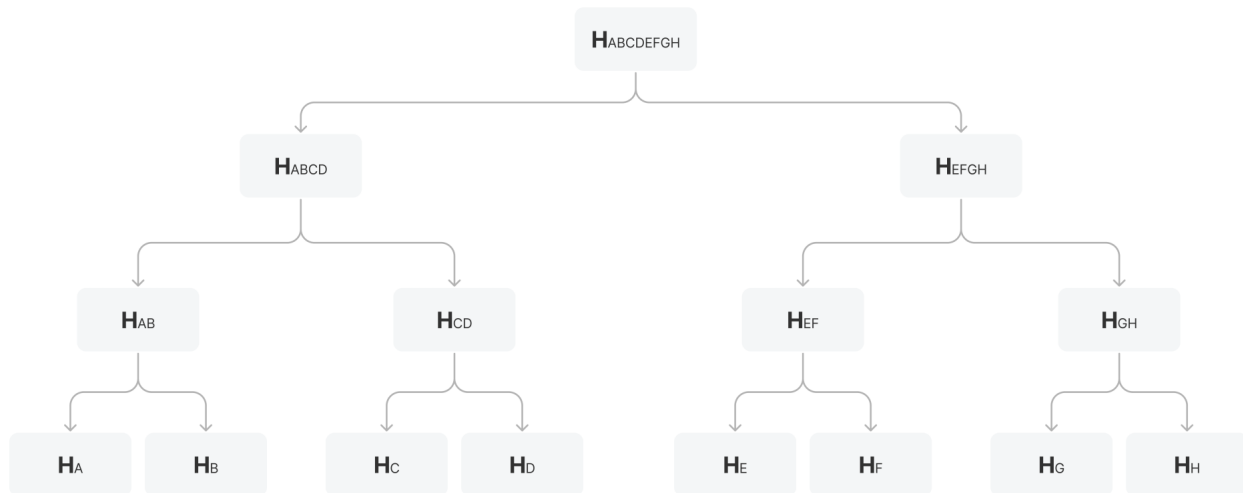


Figure 4. Merkle tree

- **Secret Sharing** Secret sharing can utilize MPC protocol in which a secret is split to n parties and only k ($1 < k \leq n$) of which can reconstruct that secret.
- **Threshold Cryptography** MPC can be used in threshold cryptography to allow multiple parties to jointly decrypt a cipher. A single party cannot decrypt the secret alone.

More studies about MPC and its applications can be found at [13].

8 Conclusion

For web3 to reach mass adoption, privacy is an unquestionable facet. While zero-knowledge technology has solved the privacy problem, earlier solutions have clearly indicated that strong compliance to prevent illicit use cannot be ignored

at all. Furthermore, to encourage protocols and developers to build privacy into their products, infrastructure solutions must be present that are easy to integrate and build on top of.

In this paper, we demonstrated that an infrastructure-based privacy solution with built-in compliance is possible. We proposed a middleware solution through an SDK package that is easy to integrate and abstracts away solutions to privacy and compliance without sacrificing developer experience. Consequently, rendering the protocols and developers the freedom to innovate and focus on solving their core problem instead of worrying about user privacy or compliance.

References

- [1] Joseph Bursleson, Michele Korver, and Dan Boneh. *Privacy-Protecting Regulatory Solutions Using Zero-Knowledge Proofs*. Available at <https://api.a16zcrypto.com/wp-content/uploads/2022/11/ZKPs-and-Regulatory-Compliant-Privacy.pdf>
- [2] TRM Labs, Inc. *U.S. Treasury Sanctions Widely Used Crypto Mixer Tornado Cash* <https://www.trmlabs.com/post/u-s-treasury-sanctions-widely-used-crypto-mixer-tornado-cash>
- [3] Chainalysis Team *Crypto Mixer Usage Reaches All-time Highs in 2022, With Nation State Actors and Cybercriminals Contributing Significant Volume* <https://blog.chainalysis.com/reports/crypto-mixer-criminal-volume-2022/>
- [4] Lorenzo Grassi, Dmitry Khovratovich, Christian Rechberger, Arnab Roy, and Markus Schofnegger. *POSEIDON: A New Hash Function for Zero-Knowledge Proof Systems* <https://eprint.iacr.org/2019/458.pdf>
- [5] ERC-2494: Baby Jubjub Elliptic Curve. <https://eips.ethereum.org/EIPS/eip-2494>
- [6] ERC-4337: Account Abstraction Using Alt Mempool. <https://eips.ethereum.org/EIPS/eip-4337>
- [7] ERC-5564: Stealth Addresses. <https://eips.ethereum.org/EIPS/eip-5564>
- [8] C.P. Schnorr. *Efficient Signature Generation by Smart Cards*. <https://dnb.info/1156214580/34>
- [9] A. C. Yao. Protocols for secure computations. In 2013 IEEE 54th Annual Symposium on Foundations of Computer Science, pages 160–164, Los Alamitos, CA, USA, Nov 1982. IEEE Computer Society.
- [10] Morgan E. Peck. *The Crazy Security Behind the Birth of Zcash, the Inside Story*. <https://spectrum.ieee.org/the-crazy-security-behind-the-birth-of-zcash>
- [11] Vitalik Buterin. *How do trusted setups work?*. <https://vitalik.ca/general/2022/03/14/trustedsetup.html>
- [12] Jens Groth. *On the Size of Pairing-based Non-interactive Arguments*. <https://eprint.iacr.org/2016/260.pdf>
- [13] David Evans, Vladimir Kolesnikov, and Mike Rosulek. *A Pragmatic Introduction to Secure Multi-Party Computation* <https://www.cs.virginia.edu/~evans/pragmaticmpc/pragmaticmpc.pdf>
- [14] Shafi Goldwasser, Silvio Micali, and Charles Racko. *The Knowledge Complexity Of Interactive Proof Systems*. https://people.csail.mit.edu/silvio/Selected%20Scientific%20Papers/Proof%20Systems/The_Knowledge_Complexity_Of_Interactive_Proof_Systems.pdf