

# FlakyFix: Using Large Language Models for Predicting Flaky Test Fix Categories and Test Code Repair

Sakina Fatima, Hadi Hemmati, and Lionel Briand, *Fellow, IEEE*

**Abstract**—Flaky tests are problematic because they non-deterministically pass or fail for the same software version under test, causing confusion and wasting development effort. While machine learning models have been used to predict flakiness and its root causes, there is much less work on providing support to fix the problem. To address this gap, in this paper, we focus on predicting the type of fix that is required to remove flakiness and then repair the test code on that basis. We do this for a subset of flaky test cases where the root cause of flakiness is in the test case itself and not in the production code. Our key idea is to guide the repair process with additional knowledge about the test's flakiness in the form of its predicted fix category. Thus, we first propose a framework that automatically generates labeled datasets for 13 fix categories and trains models to predict the fix category of a flaky test by analyzing the test code only. Our experimental results using code models and few-shot learning show that we can correctly predict most of the fix categories. To show the usefulness of such fix category labels for automatically repairing flakiness, in addition to informing testers, we augment a Large Language Model (LLM) like GPT with such extra knowledge to ask the LLM for repair suggestions. The results show that our suggested fix category labels significantly enhance the capability of GPT 3.5 Turbo, in generating fixes for flaky tests.

**Index Terms**—Flaky Tests; Fix Category; Test Repair; Large Language Models; Code Models; Few Shot Learning; Software Testing.



## 1 INTRODUCTION

Flaky tests are test cases that non-deterministically fail or pass in different runs, without any changes in the source code being tested. This inconsistency is frustrating and troublesome for developers and Quality Assurance (QA) teams, especially during regression testing. Oftentimes, flakiness results from multiple factors, including variations in configurations used to execute identical code, timing issues influenced by prior executions, race conditions in concurrent systems, and absent external dependencies.

Flaky tests are a widespread problem in software development and a major challenge to address. With millions of tests in repositories, even a small percentage of flaky tests require significant manual effort to detect and fix. For example, a report from Google shows that they had 1.6M test failures on average each day, and 73K of them (4.56%) were caused by flaky tests [1, 2]. Several other companies like Microsoft [3], Facebook [4], Netflix, Mozilla, and Salesforce [5] have reported similar experiences, where flaky tests have significantly delayed their deployment process.

To detect test flakiness, according to a recent study [6], practitioners are still relying mainly on reruns and manual inspection. In the literature, state-of-the-art (SOTA) work on handling test flakiness relies on both static techniques [7–

10] and advanced machine learning (ML) models [11–19] for the automated prediction of flakiness and its causes. However, there is limited work [20] on helping developers and testers fix the flakiness of their test cases.

Flakiness in tests can stem from diverse reasons [21] and can be resolved through various strategies, as visible from the International Dataset of Flaky Tests (IDoFT) [22], the largest open-source repository containing Java and Python flaky tests and their respective fixes. Remedies range from altering the test execution order to addressing operating system or implementation dependencies by code modifications in the test class. Our study focuses on repairing flaky tests in a black-box manner (no access to production code) by updating flaky statements within the test case code, which constitutes 10% (562 tests from accepted pull requests) of the total 5,500 tests in the Java dataset [22]. While this category represents a minority, our objective is to help test repair tools and testers who often do not have access to the production code. Our future work will extend this effort to encompass white-box flaky test fixes.

More precisely, our goal is to (a) define different categories of fixes that are applied to the test code to remove flakiness; (b) given a flaky test case (and without the production code), predict the most suitable fix category to apply; and (c) incorporate this predicted fix category into an automated flaky test repair approach.

Our study is different than existing work [23] whose focus is on predicting the category of flaky tests with respect to their root causes. Since knowing only root causes, especially at a high-level, does not necessarily help in fixing the test code, our work focuses on predicting fix categories in terms of what part of the test code needs fixing. Therefore, such fix categories are expected to guide the tester towards concrete

- Sakina Fatima is with the School of EECS, University of Ottawa, Canada. E-mail: sfati077@uottawa.ca
- Hadi Hemmati is with the Electrical Engineering and Computer Science Department, York University, Canada. E-mail: hemmati@yorku.ca
- Lionel Briand holds shared appointments with the school of EECS, University of Ottawa, Canada, and the Lero centre, University of Limerick, Ireland. E-mail: lbriand@uottawa.ca

modifications and thus decrease their manual investigation effort. Note that these categories can be useful for both human developers and testers to manually fix flakiness and for tools to automatically and fully repair flaky test cases. In this paper, however, we only report on the latter.

To achieve the above three goals, our approach consists of three steps: (a) Qualitatively analysing flaky test datasets and proposing a list of fix categories to remove test flakiness, when its root cause is in the test code only; (b) Conducting empirical analyses to explore the use of pre-trained code models in predicting the necessary fix category for addressing identified flaky tests; and (c) Evaluating the improvements such categories can provide to an LLM such as GPT when asked to generate fixes for flaky tests.

In step (b) we assess two smaller code models, CodeBERT [24], and UniXcoder [25], which are specifically tailored for smaller datasets and are pre-trained with a reduced parameter set (125 million). We fine-tuned these models with and without Few-Shot Learning (FSL) [26]. Considering FSL stems from commonly dealing with small datasets of flaky tests within each fix category, which are typically available for the fine-tuning process.

In step (c), we evaluate the performance of recent Large Language Models (LLMs), namely GPT [27], which possess a vast number of model parameters (up to 175 billion in GPT 3.5 Turbo), in analyzing their capability to generate fixes for flaky tests. The steps b and c are depicted in Figure 1. Our findings indicate several key points: (1) Smaller pre-trained code models demonstrate a high accuracy in predicting most fix categories, achieving precision rates ranging from 83% to 98% and recall rates from 67% to 97%, solely by analyzing the test code; (2) UniXcoder surpasses CodeBERT in predicting fix categories; (3) The inclusion of FSL does not yield significant improvements in the results; (4) Our predicted fix category labels play a significant role in guiding GPT towards generating better full fixes for flaky tests with an mean Code BLEU [28] score of 81% and 70%, with and without using predicted fix category labels in the input prompt, respectively, along with the flaky test code. In summary, the contributions of this paper are as follows:

- Defining a practical categorization for flaky test fixes.
- Developing a set of heuristics and accompanying open-source script to automatically label flaky tests based on their fixes.
- Creating a public dataset of labeled flaky tests for training, using our automated script.
- Proposing a black-box framework for predicting flaky test fix categories using code models (language models that are pre-trained on code) and few-shot learning.
- Quantitative and qualitative analysis of two SOTA small code models, with and without FSL, to compare alternative prediction models.
- Automatically generating fixes for flaky tests using a LLM (GPT 3.5 Turbo), with and without the predicted fix categories, to analyze how these labels enhance the generated fixes.

The rest of this paper is organized as follows: Section 2 presents our approach for developing an automated tool for labeling flaky tests with fix categories and predicting

such categories using code models, with and without FSL. It also describes how we incorporate such labels as part of prompts for GPT to create a fully automated flaky test repair mechanism. Section 3 evaluates our approach, reports experimental results, and discusses their implications. Section 4 reports on a qualitative analysis of the two small code models and the LLM to demonstrate and explain their ability to learn from test code and subsequently make predictions and generate fixes. Section 5 analyzes threats to the validity of this study. Section 6 reviews and contrasts related work. Finally, Section 7 concludes the paper and suggests future work.

## 2 APPROACH

The approach of this paper is divided into three phases: (a) automatically constructing a high-quality dataset of fix categories, based on existing datasets of flaky test cases and their fixes; (b) building a prediction model of fix categories, using the created dataset, to guide the repair of flaky tests; and (c) automatically generating the fixed version of a given flaky test using LLMs, with the help of our predicted fix categories.

### 2.1 Automatically Constructing a Dataset of Fix Categories

Having an appropriate and well-defined methodology for constructing a high-quality dataset of fix categories is important in practice, as we expect that local prediction models will need to be built in most contexts based on locally collected data.

In a nutshell, our approach starts with an existing set of fix categories and then extends it to a more comprehensive and practical set, and finally devise heuristics to automatically label fixes in existing flaky test datasets.

To the best of our knowledge, the categories of flaky test fixes presented by Parry et al. [20], as shown in Table 1, represent the largest and most recent classification in the literature. These fix categories were manually assessed by the authors by analyzing code diffs, developer’s comments, and any linked issues of 75 flakiness-repairing commits that originated from 31 open-source Python projects [20].

Their categorization procedure accepts multiple sources of information (i.e., fixes but also comments and linked issues) to link a flaky test with a fix category. This information might not be entirely available for many flaky tests in a project. Therefore, following that procedure, not all fixes can be labeled with a category if we have only access to the flaky tests and their fixes, which is the case for many datasets.

In this paper, we aim to categorize fixes and train a prediction model whose objective is to assign a fix category to a new flaky test, without any other other information than the test case’s code. In other words, the goal is to guide testers (or automated repair tools) in applying the right fix according to categories of fixes that are predictable based on the code of the test cases alone. While not all flaky tests can be resolved solely by addressing the test code, a subset can indeed be fixed in this manner. Automating these fixes can still save time and resources. Hence, our dataset creation is targeting these specific fixes. To achieve

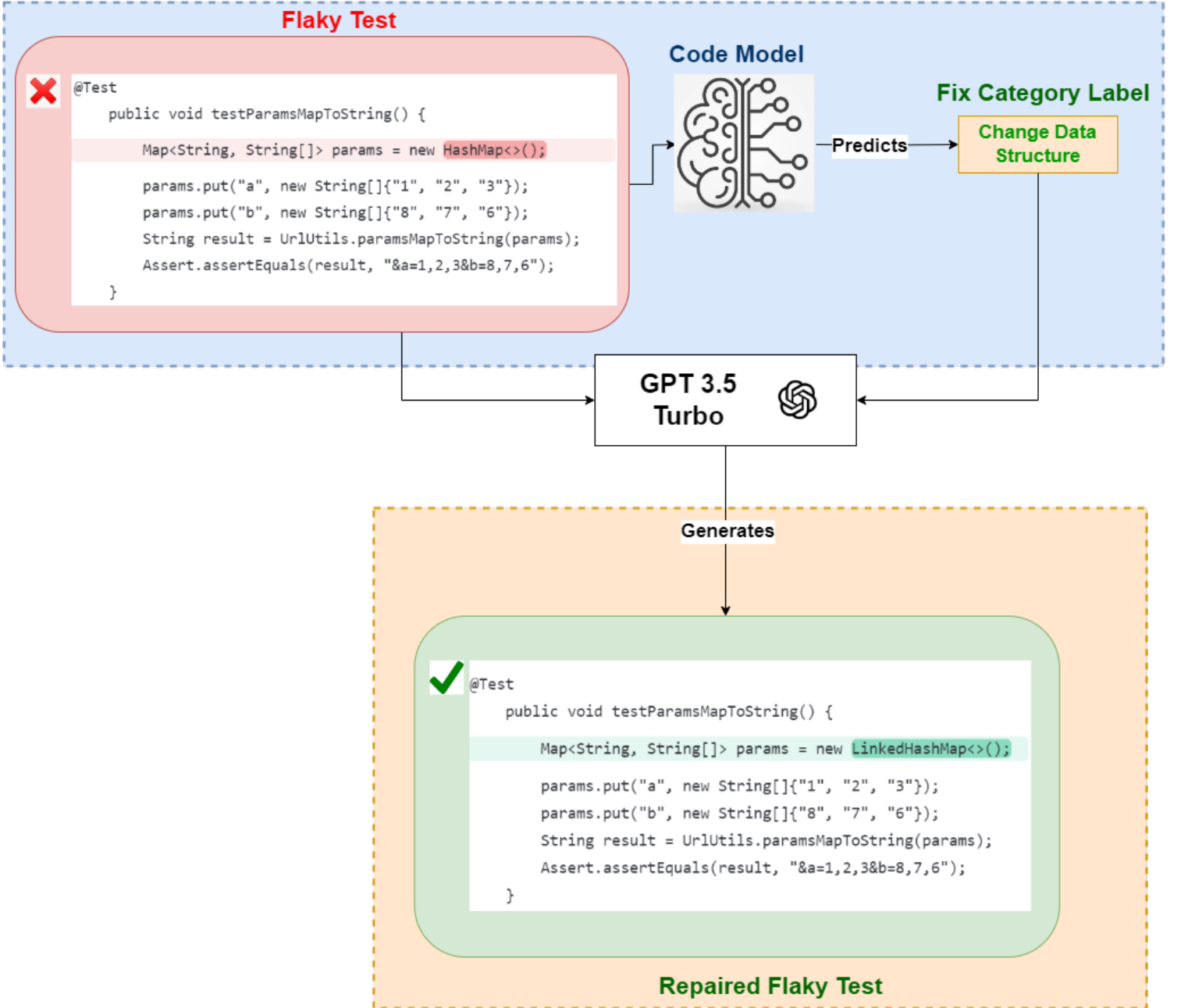


Fig. 1: Predicting fix category label and generating repaired flaky tests using large language models.

that, we analyzed flaky test cases and their fixes, to extract ground truth labels. Inspired by Parry et al.'s work [20], we analyzed the International Dataset of Flaky Tests (IDoFT)<sup>1</sup>, which comprises flaky test cases along with their fixes from 96 open-source Java projects.

This dataset, utilized in various prior studies on flaky test case prediction [5, 29–33], [12], is a publicly accessible dataset regularly receiving updates. We ensured our usage involved the most recent version of this dataset.

To assign labels to IDoFT dataset with fix categories, two researchers manually and independently analyzed 100 randomly selected flaky tests and their corresponding fixes to map them to one or more categories from those proposed

by Parry et al. (see Table 1) or a new category when the fix did not match any of them. The new categories should be predictable by only looking at the flaky tests and yet be useful enough to help developers and testers fix them. Differences in categories and definitions between the researchers were resolved through multiple meetings. There was no case where a third opinion was required to resolve a conflict.

Some of the fix categories proposed by Parry et al. are also renamed in Table 1 for better understandability. For example, the term *Reduce Scope* (one of the Parry et al.'s categories) lacks clarity in indicating the exact code section that requires modification. By renaming *Reduce Scope* to *Change Condition*, developers and testers are more explicitly instructed to modify conditional statements. The process

1. <https://mir.cs.illinois.edu/flakytests>

resulted in 13 different fix categories for flaky tests, as shown in Table 2.

The final step in this phase was to create a set of heuristics to automatically label each fix from our dataset to one of these 13 categories. Each heuristic is a search rule (implemented as a Python script) that relies on keywords from the *diff* of a flaky test case and its fixed version. Lastly, we manually verified the automated labeling outputs to ensure the correctness of the heuristics for future datasets. In the following, we briefly explain each category’s heuristic along with few examples from the IDoFT dataset.

Cause	Add Mock	Add/Adjust Wait	Guarantee Order	Isolate State	Manage Resource	Reduce Random	Reduce Scope	Widen Assertions	Miscellaneous	Total
Async. Wait	1	6	-	-	-	-	-	2	-	9
Concurrency	-	2	-	-	2	-	-	2	2	8
Floating Point	-	-	-	-	-	-	-	3	-	3
I/O	-	-	-	-	-	-	-	-	-	-
Network	3	3	-	-	1	-	-	-	1	8
Order Dependency	-	-	-	2	-	-	1	-	-	3
Randomness	-	-	-	-	-	6	-	4	1	11
Resource Leak	-	-	-	-	2	-	1	1	-	4
Time	5	-	-	-	-	-	1	1	2	9
Unordered Coll.	-	-	3	-	-	-	-	-	-	3
Miscellaneous	2	-	1	-	1	-	-	6	7	17
Total	11	11	4	2	6	6	3	19	13	75

TABLE 1: Each flaky test is assigned a category describing the cause of flakiness (rows) and another describing the repair applied by developers (columns). From Parry et al. [20]

Flaky Test Fix Category	Number of Flaky Tests
Change Assertion	197
Change Condition	121
Reset Variable	104
Reorder Data	92
Change Data Structure	91
Handle Exception	52
Miscellaneous	50
Change Data Format	46
Reorder Parameters	37
Call Static Method	9
String Matching	6
Change Timezone	3
Handle Timeout	2

TABLE 2: Flaky tests fix categories along with their number of flaky tests in our dataset. The categories with more than 30 instances are highlighted.

For the **Change Assertion** category, the heuristic looks for the `assert` keyword and its replacements within the fixed flaky test code. For instance, if `AssertEquals`, `AssertThat`, or `AssertTrue` appear in deleted lines and `AssertJsonStringEquals`, `assertJSONEqual`, `AssertJsonEqualsNonStrict`, or `JsonAssert.AssertEquals` are present in the added lines, it shows an assertion change to address flakiness.

A common instance of flakiness arises due to the use of an incorrect assertion type. For example, `assertJSONEqual` should be used instead of `AssertThat` in an `assert` function that retrieves a JSON object from other functions in the test code and compares it with a hard-coded JSON String to ensure the deterministic ordering of the retrieved JSON object. An example illustrating the appropriate assertion type usage can be found online<sup>2</sup>.

Changing data structures can be an effective technique to improve test reliability and reduce flakiness [34, 35]. For example, the data structures `Hash Map`, `Set`, `HashMap`, and `HashSet` are unordered collections. Their use in the test code can lead to test flakiness if the test relies on the order of elements in the structure. In such cases, these data structures should be replaced with `LinkedHash`, `LinkedMap`, `LinkedSet`, `LinkedHashMap` and `LinkedHashSet`, respectively, as they maintain the order in which their elements are stored, regardless of how many times a test is executed. This makes the test more reliable and less prone to flakiness. If `Hash`, `Map`, `Set`, `HashMap`, and `HashSet` keywords are replaced in the test code ‘diff’ with `LinkedHash`, `LinkedMap`, `LinkedSet`, `LinkedHashMap` and `LinkedHashSet`, respectively, then such test cases are labeled as **Change Data Structure**. An example of this type of fix can be found online<sup>3</sup>.

Exception handling is usually an important tool to reduce unwanted behavior due to wrong inputs or scenarios and thus decrease flakiness. If there are `Try Catch` statements added or removed or changes occur in the type of the Exception used in the test case, the test case is labeled as **Handle Exception**. Handling exceptions, similar to other fix categories, can be combined with different fix strategies to entirely eliminate the root cause of flakiness within a test case. Examples of this can be seen online<sup>4, 5</sup> where flakiness is fixed in the test codes after integrating exception handling techniques alongside alterations in assertion types.

A flaky test is labeled with the **Reset Variable** category if one of the keywords `reset`, `clear`, `remove` or `purge` is found in the *diff*. These are useful commands to reset the state of the system and clear the memory at the end of the test cases. They put the system back to its initial testing state, which is required for many tests to avoid flakiness. An example of this type of fix can be found online<sup>6</sup>.

Input formatting mismatches can be a cause of flakiness. Oftentimes, a fix is simply changing the input variable’s format to the required one. If there is change in the format of the string or numeric data that is used in a function of the test code, the test case is labeled as **Change Data Format**.

If conditional statements are added or removed in the test code, for example replacing the `containsExactly` keyword with the `containsExactlyInAnyOrder` keyword, the test case is labeled with the **Change Condition** category. An example of this fix is shown in this pull request<sup>7</sup>. If there is any of the keywords `sortfield`, `sort_properties`, `sorted`, `order by` or `sort` in the fixed test code, which is used to sort or change the

2. <https://github.com/vipshop/vjtools/pull/168>

3. <https://github.com/biojava/biojava/pull/897>

4. <https://github.com/apache/incubator/pull/398>

5. <https://github.com/vipshop/vjtools/pull/168/files>

6. <https://github.com/apache/nifi/pull/6754>

7. <https://github.com/apache/servicecomb-java-chassis/pull/3393>

order of data, then the test is labeled as **Reorder Data**. An example of this type of fix can be found online<sup>8</sup>.

If there is a change in the order of the function parameters, then the **Reorder Parameters** label is used. An example of this type of fix can be found online<sup>9</sup>.

Tests may rely on specific dates or times, which can be affected by time zone differences, leading to inconsistent test results. Setting a specific time zone ensures consistent results, increasing test reliability and reducing flakiness [1] [36]. If there is a change in the assigned value to the *timezone* keyword, then such tests are labeled as **Change Time Zone**.

If the *Timeout* keyword is added to the test code, which ensures that tests are completed within a reasonable time frame, thus reducing the likelihood of flakiness, then these test cases are labeled as **Handle Timeout**. This fix has been suggested in the work of Pei et al. [37] to fix flakiness related to Async Wait.

Static methods can help ensure consistent test behavior across multiple runs by encapsulating complex scenarios or behavior simulations, such as network failures or time delays. If there is a static method call added to the test code, then these tests are labeled as **Call Static Method**. If two strings are matched in a given test to make sure they are in the correct order for maintaining determinism by using keywords like *'match.that(s).isequalto* or *.matches* then these tests are marked as **String Matching**. An example of this type of fix can be found online<sup>10</sup>. Lastly, if there is some change in the added or deleted lines of code that do not belong to any of the above categories, the test cases are labeled as **Miscellaneous**. Examples of such fixes that deviate from established patterns in other fix categories can be located online<sup>11,12</sup>.

## 2.2 Flaky Test Case Fix Category Prediction with Code Models

In this section, we describe how we use different language models for predicting the fix category of a flaky test. This prediction may be not only useful to help testers identify the required fix but can also guide any automated repair process.

We use two different code models CodeBERT and UniXcoder as our prediction models, respectively. In general, language models are pre-trained using self-supervised learning, on a large corpus of unlabelled data. They are then further fine-tuned using a specific, labeled dataset for different Natural Language Processing (NLP) tasks such as text classification, relation extraction, or next-sentence prediction [24]. Code models are those language models that are specifically pre-trained on programming languages. CodeBERT and UniXcoder have been pre-trained using a diverse corpus encompassing code from six programming languages: Java, Python, JavaScript, PHP, Ruby, and Go. Both models excel in code classification tasks when compared to other pre-trained code models [12, 38]. These models comprehend

both the syntax and semantics of various programming languages. We individually fine-tune these code models on our dataset of flaky tests to learn the underlying patterns of test code flakiness. During inference, these fine-tuned models classify flaky tests based on what these code models learned during training (fine-tuning). We choose not to fine-tune Large Language Models (LLMs) like GPT or CodeLlama for fix category prediction due to the high costs associated with their fine-tuning. In addition, as we will see in the results section the smaller code models will already provide very high accuracy which leaves no reason for us to switch to much more complex and heavier models. This process demands extensive data and substantial computational resources [39]. Reported studies show that smaller code models work well for classifying code [38] and are more cost-effective. Their efficient classification abilities, along with reduced time and computational expenses for refinement, make them more practical for integration into solutions for large-scale industrial systems.

For fine-tuning CodeBERT and UniXcoder to predict flaky test fix categories, we use two different techniques. In the first one, we augment the models with FSL using a Siamese Network to deal with the usually small datasets of flaky tests that are labeled in a typical development context. In contrast to FlakyCat, that also uses FSL [23], we train our model on the dataset created following the procedure presented in section 2.1, where each data item is a pair of flaky test and its fix category. Note that we do not use information from the actual fix during inference time, since our goal is to predict the fix category for a given flaky test which has not been repaired yet. Thus, in practice, only the test code is available to the model. In the second technique, we fine-tuned the models using a simple Feed Forward Neural Network (FNN) as done in earlier work for flaky test classification [12].

Furthermore, note that we do not build a multi-class prediction model to deal with multiple fix categories. Instead, we build multiple binary classification models to estimate the probability of whether a test belongs to each category. This is because flaky tests may belong to multiple fix categories. With multiple binary classifications, each fix category is treated separately, allowing the model to learn the features that are most relevant for that fix category.

### 2.2.1 Converting Test Code to Vector Representation

Prediction using language models starts with encoding inputs into a vector space. In our case, we embed test cases into a suitable vector representation using CodeBERT and UniXcoder, respectively.

Both CodeBERT and UniXcoder take the test case code as input and convert it into a sequence of tokens. These tokens are then transformed into integer vector representations (embeddings). The test case code is tokenized using Byte-Pair Encoding (BPE) [40], which follows a segmentation algorithm that splits words into a sequence of sub-words.

Each token is then mapped to an index, based on the position and context of each word in a given input. These indices are then passed as input to the CodeBERT and UniXcoder models to generate a vector representation for

8. <https://github.com/cerner/common-kafka/pull/50>

9. <https://github.com/apache/nifi/pull/6709/files>

10. <https://github.com/immutables/immutables/pull/1350>

11. <https://github.com/emobility-smart-charging/pull/42>

12. <https://github.com/sofstack/sofa-boot/pull/1124>

each token as output. Finally, for a test case, all vectors are aggregated to generate a vector called `[CLS]` [12].

### 2.2.2 Fine-tuning Code Models

As discussed earlier, we have fine-tuned CodeBERT and UniXcoder independently with two different techniques. Given our limited labeled training data, which is a common situation in our application context, few shot learning approaches [26], such as the Siamese Network architecture [41], are adequate candidate solutions. Therefore, similar to existing work [23], We constructed a Siamese Network [23, 42, 43] with three identical sub-networks. Each sub-network is based on either CodeBERT or UniXcoder, essentially using the same model (weights and network parameters) three times within the network structure. The inputs to this Siamese Network are *anchor*, *positive* and *negative* tests, which are processed by each sub-network of the Siamese Network in parallel.

Given a category (e.g., *Change Assertion*), the anchor is a flaky test in the training dataset that belongs to the positive class of that category, e.g., it is labeled as *Change Assertion*. A positive sample is another flaky test in the training dataset that belongs to the same class as the anchor (e.g., labeled again as *Change Assertion*) and is considered similar to the anchor. The negative sample is another flaky test from the dataset that belongs to a different class than that of the anchor (e.g., NOT labeled as *Change Assertion*) and is considered dissimilar to the anchor. More details about the procedure to create these samples in our experiment will be provided in Section 3.

By training the Siamese Network with a specific loss function (*Triplet Loss Function* [44]), the model learns to generate `[CLS]` embeddings for each anchor test case in a way that it captures the similarity between the anchor and positive examples while minimizing the similarity between the anchor and negative examples.

We use the same architecture as Akli et al [23] for each sub-network. First, it includes a linear layer of 512 neurons. To prevent model over-fitting, we then add a dropout layer to randomly eliminate some neurons from the network, by resetting their weights to zero during the training phase [45]. Lastly, we add a normalization layer before each sub-network that generates a `[CLS]` vector representation for the input test code of that sub-network. Figure 2 depicts the architecture of a Siamese Network where anchor, positive and negative tests share a language model and other network parameters to update the model’s weights based on the similarity of these tests. For training both CodeBERT and UniXcoder, we use the AdamW optimizer [46] with a learning rate of  $10^{-5}$  and a batch size of two, due to available memory (8 gigabytes).

To evaluate the final trained model, following FSL, we create a support set of examples, for each prediction task. As a reminder, each prediction task here is a binary prediction of flaky tests indicating whether they belong to a fix category (positive class) or not (negative class). The support set includes a small number of examples for each class, from the training dataset. For every flaky test case in the support set of each class (positive and negative), we first calculate their `[CLS]` vector embeddings. We then calculate the mean of

all test case vectors in that class, to represent the centroid of that support set class.

Each flaky test in the test data is referred to as a *query*. To infer the class of a query, from the test data, we first calculate the vector representation of the query using the trained model. Then using the cosine similarity of the query and the centroid of the classes, we determine to which class (positive or negative), the query belongs, i.e., the one with the highest similarity. Figure 3 shows the process of predicting the class of a query using FSL.

Regarding our second method for fine-tuning CodeBERT and UniXcoder, we train a Feedforward Neural Network (FNN) to perform binary classification for each fix category. This process is depicted in Figure 4 and was used by Flakify, which relied on CodeBERT [12]. The output of the language model, i.e., the `[CLS]` token which is the aggregated vector representation token of all input tokens, is then fed as input to a trained FNN to classify tests into the fix categories. The FNN contains an *input* layer of 768 neurons, a *hidden* layer of 512 neurons, and an *output* layer with two neurons. Like previous work [12], we used ReLU [47] as an activation function, and a *dropout* layer [46]. Lastly, we used the *Soft-max* function to compute the probability for a flaky test to belong to a given fix category.

## 2.3 Repairing Flaky Tests Using GPT and our Proposed Fix Categories

Large Language Models (LLMs) such as GPT have been successfully applied to many automated software engineering tasks in the past [48, 49], including automated program repair [50–52] and [53]. Therefore, as part of our study, we are interested to see (a) how effectively an of-the-shelf GPT can generate fixes for our flaky tests and (b) how our classification of fixes can potentially help GPT to better fix flakiness.

We use GPT-3.5 Turbo, with 175 billion parameters and a context window of 16,385 tokens, designed to accommodate long inputs (in our case full test cases). This GPT version was released on November 06, 2023 and has shown superior performance for diverse code-related tasks compared to prior versions. As per OpenAI’s official website [54], this model has been trained on data up to September 2021.

GPT-4, which was unveiled early 2023, features 1.7 trillion parameters, significantly surpassing GPT-3.5 in performance. However, GPT-4’s training dataset extends up to April 2023. Given that a majority of flaky tests in our dataset were posted on the public repository before that date, we chose not to use GPT-4 as it could lead to data leaks. Though there are more recent test case fixes in our dataset, most of them are not yet accepted changes and we only consider fixes that are approved by the developers.

### 2.3.1 GPT Prompt for Fixing Flaky Tests

To evaluate the impact of predicted fix categories on GPT’s repair capability, we incorporate the predicted category alongside the flaky test code as input query to GPT (the prompt). We use two different methods to build the prompt. The first simply provides flaky test code with its corresponding fix category label, while the second employs in-context learning. Influenced by recent research on prompt

optimization for GPT [55], in-context learning provides multiple examples of inputs and their expected outputs, as the context. Since fine-tuning a LLM is expensive, with in-context learning, the LLM learns at inference time [56] on how to optimize its output for a particular problem domain (characterized by the examples in the context). Section 3.3.3 shows our both prompt templates. In our current implementation of in-context learning, a prompt contains the flaky test requiring repair, its predicted category, and some sample flaky tests from the same category in the training set, accompanied by their respective fixes. This methodology enriches the model’s output (the fix) by exposing it to prevalent resolution strategies applied to flaky tests within a specific category. Future investigations could delve into further optimizing these in-context learning prompts [57] to get the best results possible from GPT.

### 3 VALIDATION

The goal of this study is to predict fix categories for a flaky test to help generate a fully repaired version of the test. This section validates our approach (See Section 2) towards that goal by first introducing our research questions and explaining the data collection procedures. Then it discusses the experimental design and report the results.

#### 3.1 Research Questions

In this study, we address the following research questions:

**RQ1:** How accurate is the proposed automated flaky test fix category labeling procedure?

**Motivation:** Given that there is no existing dataset of flaky tests that is labeled by fix categories, in this RQ, we validate our proposed procedure to automatically label a flaky test given its fix. If accurately automated, such a procedure is quite useful since it can convert any flaky test dataset that includes fixes, to an appropriate training set for building prediction models, such as those used in RQ2. In practice, a customized training set (from local projects) is often necessary to capture domain knowledge, either to train new models from scratch or fine-tune pre-trained models, which further justifies the need for an automated labeling technique.

**RQ2:** How effective are different language models, i.e., CodeBERT and UniXcoder with and without FSL, in predicting the fix category, given flaky test code?

**Motivation:** Most existing prediction models related to flaky tests try to predict flakiness. FlakyCat [23] is, however, the only approach that classifies flaky tests according to their root cause using CodeBERT and FSL. Identifying the root cause alone, however, does not directly aid testers in resolving flakiness. For instance, one suggested root cause in FlakyCat [23] is *Unordered Collections*, highlighting that it causes flakiness. However, the proposed solution categories in [20] maps this cause to the *Guarantee Order* fix category without providing concrete guidance on how to ensure such order. In contrast, our defined fix categories offer a one-to-one mapping of specific fixes to individual test cases. For instance, concerning *Unordered Collections* cause, Table 2 presents multiple fix categories such as *Reorder Data*, *Change data structure* or *Reorder Parameters*. Then depending

on the test code one of these concrete fixes is going to be predicted as the fix category. This approach provides testers with more precise solutions rather than a broad label like *Guarantee Order*.

This practical difference between a fix and a root-cause, led us to investigate alternative approaches for classifying the tests according to their required fix category, given that these categories are based on actual fix patterns. In this RQ, we explore two code models as representatives of the state of the art. We also study the effect of FSL with each model, since FSL is usually recommended when the training data set is small, like in our case.

**RQ3:** How effective is GPT-3.5 Turbo in repairing a given flaky test, with and without information regarding its fix category and fix examples?

**Motivation:** Given a fix category, the next question is to check to what extent having that information helps in fixing flakiness. To answer that, we focus on a fully automated flaky test repair approach and want to assess whether knowing the flaky test category help obtain better repairs. To automate the repair process, we chose to rely on LLMs that are pre-trained on an extensive corpus coming from various resources, enabling them to generate complete code without requiring fine-tuning.

The recent development of LLMs—with 175 billion parameters for GPT-3.5 Turbo and 1.7 trillion parameters for GPT-4 [54]—, trained over a dataset size of 45TB [58] offers significant potential for automating tasks related to source code, including automated program repair [53]. Thus RQ3 investigates whether the fix categories predicted in RQ2 enhance the performance of GPT models in repairing flaky test cases and to what extent we can achieve correct repairs. Additionally, we use in-context learning to understand how the GPT model’s ability to fix issues improves when given examples of a specific type of flaky fix alongside our suggested fix category label.

#### 3.2 Dataset and Data Augmentation:

To create a labeled dataset of flaky test fix categories for our study, we first analyzed various datasets of flaky tests that include fixes. Then we picked the most suited dataset and augmented it with our automatically generated labels.

##### 3.2.1 Existing Datasets

There is no publicly available dataset of flaky tests that have been labeled based on the nature of their fix. Most existing datasets for flaky tests, such as FlakeFlagger [14], simply contain binary labels indicating their flakiness. The dataset presented in the most related work, FlakyCat [23], assigns a label to each flaky test based on the category of flakiness causes, not their fixes. Therefore, we needed to build our own labeled dataset out of an unlabeled one that consists of both flaky tests and their fixes. We also required a dataset with a sufficient variety of flaky test fixes. Previous research on flaky test repair [59] has relied on datasets of limited size and scope. For instance, the Flex [59] dataset comprises only 35 flaky tests. Eck et al. proposed a study based on the Mozilla database of flaky tests [60] where they analyzed 200 flaky tests repaired by developers. Another example is the ShowFlakes dataset [20] that includes 75 commits from



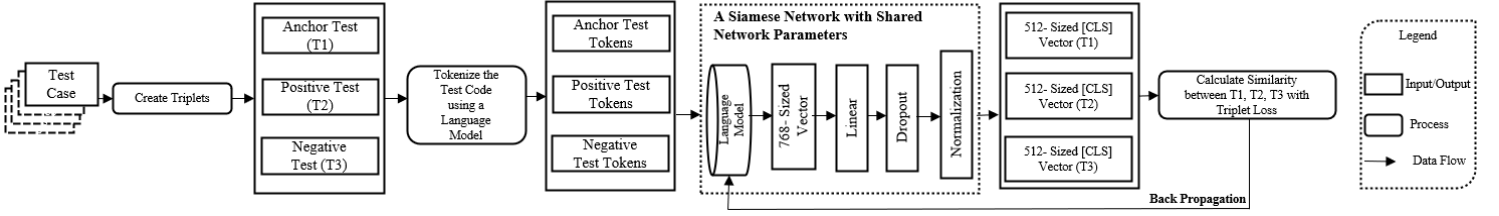


Fig. 2: Training of a Siamese network with a shared language model and network parameters.

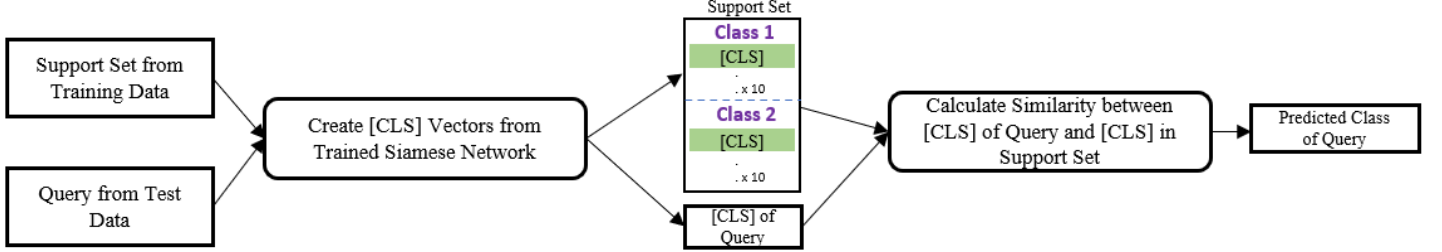


Fig. 3: Predicting the class of query test case using few shot learning and a trained Siamese network.

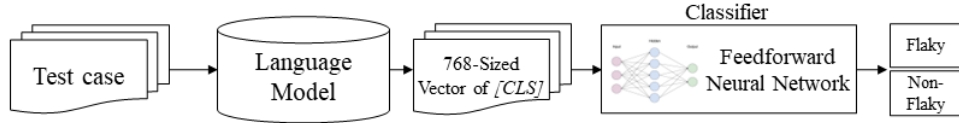


Fig. 4: Fine-tuning language model for classifying tests into different fix categories. [12]

31 Python projects. However, it only includes 20 flaky tests where flakiness can be removed by only changing the test code. The iPFlakies and iFixFlakies datasets [33, 61] are larger in size compared to previous datasets, but the root cause of flakiness in these datasets is related to the order in which the tests are executed, not the test code logic.

The largest publicly available and relevant dataset is the International Dataset of Flaky Tests (IDoFT)<sup>13</sup>, an open-source dataset that is continuously updated. In this research, we collected a Java dataset of flaky tests from IDoFT until October 23, 2023. This dataset comprises 5500 tests, including 128 duplicate tests. After excluding duplicates, the remaining 5372 tests were analyzed, revealing that 562 tests were fixed solely by modifying the test code and are therefore aligned with our research objectives. As explained in the Introduction section as well, the flaky tests that can be fixed in a black-box manner are in minority, but they are still important since testers and testing tools can fix them even without any access to production code, which is typical for some QA teams. We ensured that these fixes were accepted, meaning that the pull requests aimed at resolving these flaky tests on GitHub were approved by the original developers. The remaining tests were resolved through test configuration adjustments changes in test case execution order, fixes implemented in the production code, or are pending in open pull requests (awaiting approval, rejection, or being deliberately skipped by the original developers). More details about this can be found online on the IDoFT Repository. Consequently, our final dataset comprises 562

flaky tests and their corresponding resolutions from the IDoFT Java dataset. Notably, this dataset represents the largest available repository of flaky tests that are fixable through modifications of the test code. These tests originate from 96 distinct projects, offering a broad spectrum of test cases, which greatly benefits the generalizability of our predictive models.

### 3.2.2 Labeled Dataset of Flaky Test Fix Categories

To create the labeled dataset out of the IDoFT dataset, we followed the procedure discussed in Section 2 and labeled each flaky test automatically. Our dataset is publicly available in our replication package<sup>14</sup>. The resulting labeled dataset is unbalanced with respect to the distribution of tests across fix categories. Though, in our prediction phase, to handle the lack of data, we apply Few-Shot learning, to effectively predict the fix categories will require a minimum number of test cases per category. Therefore, we selected the categories with at least 30 tests as our training set. As a result, our labeled dataset consists of the top nine fix categories outlined in Table 2 for training our model. Since a flaky test may be associated with multiple fix categories, we have transformed our multi-label dataset into nine distinct bi-labeled sets, one per category. In each of the nine sets, the positive class includes tests that belong to the corresponding fix category and the negative class includes all the other tests. This allows us to treat the problem of predicting each label (category) as a separate binary classification problem.

13. <https://mir.cs.illinois.edu/flakyttests>

14. This will be available online, once this paper is accepted.



### 3.2.3 Data Augmentation for FSL

We investigated code models with and without using FSL. Without FSL, we fine-tuned the code models with an FNN as discussed in Section 2. For this, we used random over-sampling [62], [12], which adds random copies of the minority class to our training dataset, which otherwise would be imbalanced (fewer positive examples).

In our fine-tuning approach, inspired by FlakyCat [23], we addressed limited training data by employing data augmentation techniques [63, 64] along with a Siamese Network, triplet loss function, and FSL. Specifically, we synthesize additional valid triplets for training, by creating  $\langle \text{anchor}, \text{positive}, \text{and negative} \rangle$  tests for each flaky test in the training data, thus increasing the training samples. For example, if the original training dataset has 20 samples, data augmentation will potentially create 20 new positive samples and 20 new negative samples, resulting in a total of 60 training samples. For each triplet per category, the positive test must belong to the positive class (same as the anchor test), while the negative test must belong to the negative class. To synthesize additional positive and negative tests, we mutate the test code by replacing the test names and changing the values of variables (integers, strings, and Boolean values) with randomly generated values. For example, for a test case in the training set named *postFeedSerializationTest*, we create a new test case (and label it with the same class label) and call it *postFeedSerializationTest\_xacu4*. Then we change the value of an integer variable 'access point' from '1' to '8967', randomly. Also, the string value is randomly replaced from 'AMAZON-US-HQ' to 'AMAZON-"RZjqj"-HQ'.

We automatically verify the created pairs, to ensure no duplicate tests are generated and to retain all flakiness-related statements unchanged. We thus produce enough samples to form the triplets (a set of anchor, positive and negative tests) required for this fine-tuning procedure.

### 3.2.4 Data Selection for Evaluation with GPT Model

In RQ3, we selected 562 tests to assess how well the GPT model deal with our flaky tests with and without fix category. Since the GPT 3.5 model was trained on collected data up to September 2021, we only included tests that were fixed or added after that date. Including older tests could be considered data leakage, since these tests are in the public domain (gitHub) and there is a high chance that they are in the model's training set. This exclusion criterion resulted in 181 tests which included at least one test from each of the nine fix categories.

## 3.3 Experimental Design

This subsection covers the baselines, code model training and testing, and the GPT model's prompt template.

### 3.3.1 Baseline

Automatically defining different categories of flaky test fixes using only test code and then labeling flaky tests accordingly along with generating a full repair of flaky tests is a task that has not yet been studied before. Previous work has either analyzed the causes of flakiness [23] or manually identified the fix for flaky tests [20]. To design our

experiment, we only focused on code models for prediction, as explained in Section 2.2. As our technique relies exclusively on test code, we cannot compare it with traditional machine-learning classifiers, which require a pre-defined set of features such as execution history, coverage information in production code, and static production code features [12]. Alternatively, only relying on predefined static features from test code is challenging. These features may not capture all the semantics of the code that contribute towards flakiness and may not be good indicators to predict fix categories. Lastly, defining good features, often referred to as feature engineering [64], is not an easy task. In contrast, we aim to develop a solution that is practical where testers just pass the test code directly to a model as input and get information regarding their fix category, rather than going through the process of defining features.

We excluded traditional sequence learning models as baselines, such as the basic RNN or LSTM models, since they are not pre-trained like code models. Hence, they require large datasets to train their many parameters and avoid over-fitting [65, 66].

Therefore, we evaluated our idea using two SOTA code models, namely CodeBERT and UniXcoder, both with and without FSL. FSL has been recommended in previous work for small datasets (e.g., for flakiness root-cause prediction [23]), but has not been compared with code models without FSL. Thus we also included this experiment.

### 3.3.2 Training and Testing Prediction Models

To evaluate the performance of our code models for predicting the fix categories, we employed a stratified 4-fold cross-validation procedure to ensure unbiased train-test splitting. This procedure involves dividing the dataset into four equal parts, with three parts allocated for training the model and one part held out as the test set. Moreover, to prevent over-fitting and under-fitting during the model's training, we employed a validation split, which consists of 30% of the training data. This validation dataset is used for fine-tuning code models using FNN and a Siamese Network. We deliberately did not use a higher number of folds since for smaller categories that would not leave enough samples in the train and test sets. For instance, the *Change Data Format* fix category has only thirty-three positive examples, which would lead to only four positive examples in each fold of a 10-fold cross-validation.

### 3.3.3 Prompt Design

To get the fixed flaky test code from GPT, we use three different types of prompts, as follows: (1) we pass the flaky test code in the prompt to the model and ask it to generate its fix as shown in Figure 5, (2) we provide both the flaky test code and the fix category label we predicted for that flaky test. We then ask the GPT model to generate a fix as shown in Figure 6, and (3) we extend the content of the second type by also passing a few examples to the model as shown in Figure 7. This type of prompting aims to assess GPT's performance with in-context learning. We focused on three fix categories comprising more than 30 instances (to have large enough sample sizes to make meaningful conclusions) within our dataset of 181 tests: *Change Assertion*

(64 examples), *Change Data Structure* (41 examples), and *Change Condition* (41 examples).

For in-context learning, from each of these three fix categories, we randomly selected five flaky tests, along with their respective fixes and fix category labels, as prompts for the GPT model. Our prompt requested the model to provide a fix for a new flaky test based on a given fix category label, utilizing information derived from these example tests and their associated fix category labels. Our prompt explicitly requests the model to provide only the fixed test code, excluding any additional textual descriptions. This approach streamlines the output, ensuring that the model generates the test code directly without requiring post-processing. In the future, we plan to further test our GPT model using a larger number of examples of flaky tests. This expansion aims to evaluate and enhance the model’s capabilities in handling varied scenarios.

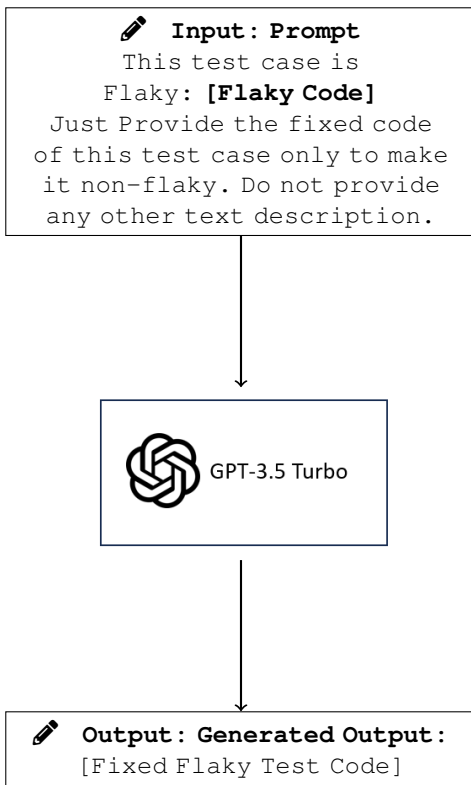


Fig. 5: Flaky test fix using GPT-3.5 Turbo without fix category label.

### 3.3.4 Evaluation Metrics

To assess the effectiveness of our classifier, we employed standard evaluation metrics, including precision, recall, and F1-Score, which have been widely used in previous studies of ML-based solutions for flaky tests [12, 14, 15, 17, 23]. In our case, precision is of utmost importance, and we emphasize its role in our results. In practical terms, once a fix category is predicted for a flaky test, such as *Change Assertion*, we want testers to confidently proceed with fixing the issue by focusing on the code statements matching the category, e.g., by modifying the assertion type used. Accurately predicting the correct fix category is therefore

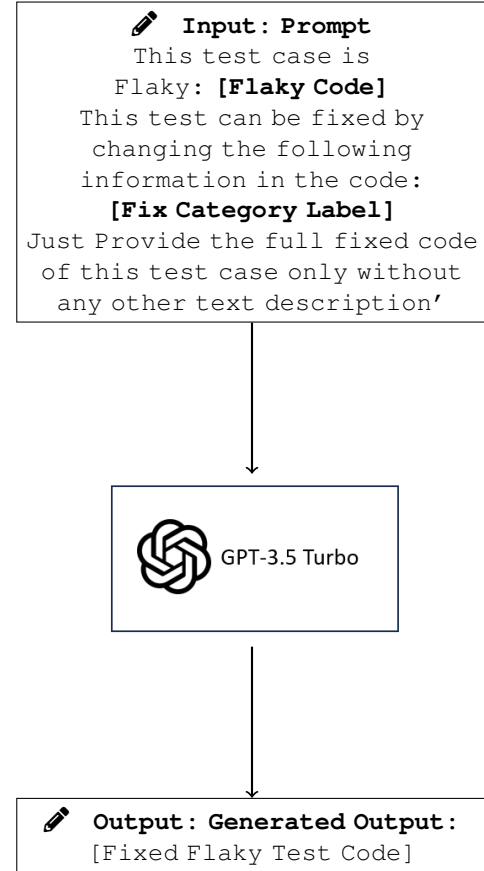


Fig. 6: Flaky test fix using GPT-3.5 Turbo with fix category label.

critical since attempting to fix a test incorrectly can result in wasted time and resources [67] and may even cause additional failures in the test suite [6, 68].

We used Fisher’s Exact test [69] to assess whether there was a significant difference in performance among the four prediction methods: fine-tuned CodeBERT and UniXcoder with and without FSL, across all nine fix categories.

Additionally, in RQ3, to evaluate how useful our classification is for improving an automated repair model (i.e., GPT in this case), we have used several metrics from the BLEU score family [70] (i.e., Corpus BLEU, Sentence BLEU, and Code BLEU), which are widely used metrics in automated code generation and repair studies [28, 71–73]. In our study, Code BLEU is more important as it captures both the semantics and syntax of the code and more precisely evaluates generated code. Lastly, We employed the Wilcoxon signed-rank [74] test to gauge the significance in performance differences of the GPT model across various input prompts.

## 3.4 Results

### 3.4.1 RQ1 Results

To start, 100 test cases were randomly selected and independently labeled by two researchers (that are among the co-authors of this research). Disagreements between them were eventually resolved with multiple rounds of discussions to finalize the fix categories that are used by the automated labeling tool.

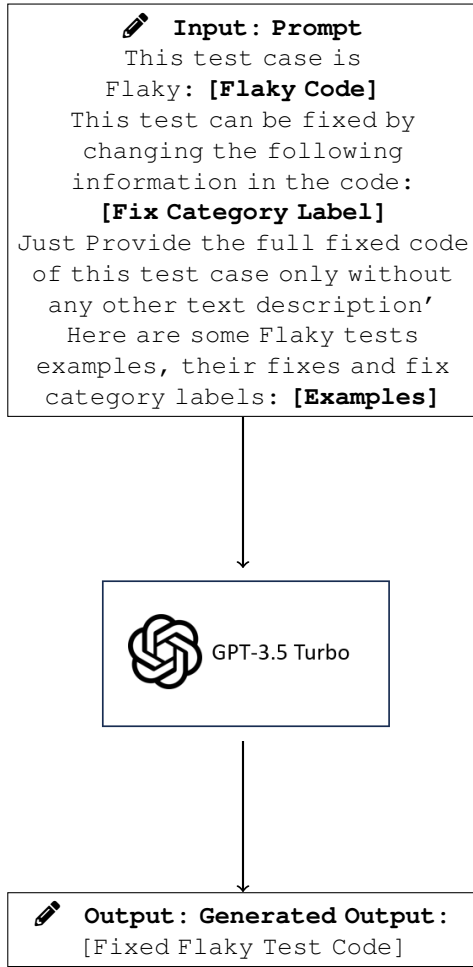


Fig. 7: Flaky test fix using GPT-3.5 Turbo with in-context learning.

To evaluate the labeling accuracy of our automated tool, we took another random set of 200 flaky tests and obtained their fix category labels from the tool. The same two researchers then manually labeled these tests, enabling us to calculate the accuracy of our automated labeling tool. We found that the tool had an accuracy of 98.5%, with only three tests being mislabeled with multiple fix categories, including the correct one.

**RQ1 summary:** Our proposed automated labeling system for flaky tests was evaluated and yielded an accuracy of 98.5% in correctly labeling a test set of 200 tests with various fix categories. Having an automated and accurate labeling tool is essential for this study, future research, and in practice when building such prediction models in context.

### 3.4.2 RQ2 Results

Table 3 presents the prediction results for all nine categories of flaky test fixes using four distinct approaches, namely CodeBERT and UniXcoder, fine-tuned with Siamese Networks or FNN. In the former case, we evaluated both language models using Few-Shot Learning (FSL).

UniXcoder without FSL demonstrated superior precision and similar recall in the *Change Assertion*, *Change Data Structure*, *Handle Exception*, *Change Condition*, and *Reorder Parameters* categories, with precision of 96%, 89%, 98%, 87%, and 91%, respectively, outperforming the other three approaches. For *Reorder Data*, again UniXcoder without FSL achieves the highest precision score of 96%. However, when incorporating FSL, UniXcoder demonstrates a superior recall of 88%. Furthermore, CodeBERT without FSL showed slightly better results for the *Miscellaneous* category, with 83% precision and 67% recall, though the difference with UniXcoder is not significant. For the *Reset Variable* category, UniXcoder with FSL yielded high accuracy with 96% precision and 97% recall rates, while CodeBERT without FSL achieved a slightly higher recall of 98% albeit with a low precision of 88%. Finally, for *Change Data Format*, CodeBERT with FSL outperformed all other approaches with a 97% precision and recall. However, again the difference with UniXcoder is not significant.

The *Change Data Format*, *Handle Exception*, *Reset Variable*, *Reorder Data* and *Change Assertion* categories were the easiest for all four approaches to classify, with an average precision score (across all approaches) of 93%, 96%, 92%, 88%, and 90%, respectively. This is likely due to the high frequency of common keywords in test code for exception handling, assert statements, resetting variables, and reordering data (with keywords like "sort" and "order by"). In the case of the *Change Data Format* category, the model looks for a long complicated string that is being passed to a function. These strings are easier for the model to identify because we observed that all the flaky tests matching this category contain a long complicated string that needs to be updated to remove flakiness. All four models demonstrate strong performance across most fix categories, exhibiting high recall and precision. However, in the *Miscellaneous* Category, their performance notably decreases, averaging at 62%. This lower performance may be attributed to the absence of specific common patterns or code keywords across all tests within this category, which cannot be expected to be homogeneous. Moreover, in the *Reorder Parameter* Category, CodeBERT, with and without FSL, exhibits significantly lower precision compared to UniXcoder. Further details about the models' misclassifications are provided in Section 4.

Overall, the results presented in Table 3 suggest that, for most of the fix categories, UniXcoder outperforms CodeBERT significantly, based on a Fisher's Exact test with  $\alpha = 0.05$ . However, FSL did not significantly improve UniXcoder's performance, which is probably due to the limited dataset with only a small number of positive instances for most fix categories, which hindered fine-tuning.

**RQ2 summary:** UniXcoder outperformed CodeBERT for predicting most of the fix categories, with higher precision and recall. The use of FSL does not significantly improve the prediction accuracy of UniXcoder.

Metric	Precision (%)				Recall (%)				F1 (%)			
Category	CB	CB with FSL	UC	UC with FSL	CB	CB with FSL	UC	UC with FSL	CB	CB with FSL	UC	UC with FSL
CA	88	86	96	93	88	86	86	85	88	86	91	89
CDS	86	76	89	85	86	71	87	81	87	74	88	83
HE	97	95	98	95	87	88	89	90	92	91	93	93
RV	88	91	94	96	98	95	97	96	93	93	96	96
CC	91	84	87	74	84	70	87	70	87	76	87	72
RD	88	80	96	90	82	88	72	88	85	84	82	89
CDF	96	97	90	90	93	97	94	90	96	97	93	95
MC	83	79	82	76	67	61	62	61	74	70	70	68
RP	53	48	91	88	94	88	91	82	64	68	91	85

TABLE 3: Comparison of the prediction results for each fix category using CodeBERT (CB) and UniXcoder (UC), both with and without FSL. The highest value per metric for each fix category is highlighted.

### 3.4.3 RQ3 Results

Table 4 reports on the evaluation results generated by GPT 3.5 Turbo, which processes a flaky test and provides its corrected version, with and without our predicted fix category labels as input. The assessment metrics include median and mean scores for Corpus BLEU, Sentence BLEU, and Code BLEU across the 181 flaky tests in the test set. The inclusion of our predicted fix category labels, in the prompt, increases the median of all three metrics by 7%, 6%, and 4% for Corpus, Sentence, and Code BLEU, respectively. The improvements are statistically significant based on non-parametric Wilcoxon signed-rank tests at a significance level of  $\alpha = 0.05$ , with a p-value below 0.0001 in all three cases. This improvement is attributed to the additional information provided to the GPT model, aiding it in precisely identifying and addressing the issues causing test flakiness. This finding also indirectly suggests that our predicted fix categories are well defined and may effectively help testers identify the specific code segments that require modification to mitigate flakiness. In the rest of this RQ, we only report Code BLEU scores, since they are designed to more directly assess the semantics and syntax of code rather than natural language text, thus providing a more accurate evaluation of generated test code.

Table 5 shows median and mean Code BLEU scores per fix category, with and without using label information. As we can see, in most categories, the labels improve the mean and median Code BLEU scores. The improvements per category range from 0% to 17% for the mean and from -1% to 22% for the median Code BLEU. Smaller improvements are either in categories with very few samples (e.g., Reset Variables with only one sample) or when the results are already quite high (e.g., Change Condition with a median Code BLEU of 89% without labels). The only category where the Median results slightly dropped (1%) after providing the labels is the Misc category. This is most likely because the *Misc* label does not offer practical information on how to resolve the flakiness.

Now to expand the analysis to the third prompting approach (in-context learning), Table 6 compares the three approaches for the *Change Assertion*, *Change Data Structure*,

and *Change Condition* fix categories. As explained, we only look at these categories since after removing 5 samples per category to be included in the context, only these categories have enough samples to do a proper analysis (run statistical tests).

Looking at the table, we see that, for the *Change Data Structure* category, the mean and median Code BLEU scores increase from 80% to 86% and 87% to 94%, respectively, when we use in-context learning versus simply providing the labels. Similarly, for the *Change Condition* category, mean and median Code BLEU scores increase from 88% to 92% and 90% to 97%, respectively. However, in the case of the *Change Assertion* category, there is no discernible improvement in the model’s performance after exposure to a limited number of examples. This could be attributed to the variability of assertion statements within the test code, suggesting that multiple approaches may exist to fix assertions and resolve flakiness. It is plausible that the number and variety of examples provided was insufficient for the model to grasp the diverse spectrum of assertion-related fixes. Further, as depicted in the boxplots in Figure 8, the overall distribution of the Code BLEU scores shows significant variance for all types of prompts and the three fix categories. The low minimum values in all cases shows that there are flaky tests that are not fixed regardless of the prompting strategy. However, when looking at the Code BLEU over all three categories for in-context learning, it is clear that, for the majority of the cases, the Code BLEU scores are quite high. For example, even for *Change Assertion* category, which has the lowest minimum scores, 75% of samples have Code BLEUs higher than 55%, and for half of the test cases the Code BLEU score are in fact greater than 85%.

Given the variance in Code BLEU values per category, we again used the non-parametric Wilcoxon signed-rank test with a significance level of  $\alpha = 0.05$  to make sure the improvements we see in medians are statistically significant as well. Our findings indicate that when accounting for all three categories, both for prompts with label and without label, in-context learning makes a significant difference, with p-values below the significance threshold (0.00024 and

0.0000001, respectively). However, looking at individual categories, this difference for prompts with label is only significant for *Change Data Structure* and *Change Condition*, with p-values of 0.00024 and 0.0072, respectively. In future investigations, we intend to systematically explore the use of different prompts by augmenting the number and type of examples or experimenting with other prompt engineering strategies [72]. Further details regarding GPT’s performance on individual fix categories are discussed in Section 4.

**RQ3 summary:** In all fix categories, either providing category labels or applying in-context learning significantly boosts the GPT model’s ability to repair flaky tests. For two categories, in-context learning provides significantly better results than prompts with labels.

## 4 DISCUSSION

In this section, with qualitative analysis, we aim to ascertain not only theoretical soundness but also the practical utility of our solution in addressing the repair of flaky tests.

### 4.1 Qualitative Analysis of the Model’s Performance

To gain a deeper understanding of the best model’s performance, we have conducted a qualitative analysis of representative flaky tests from various fix categories.

#### 4.1.1 Code Model’s Prediction Results for Flaky Test Fix Category

In this section, we are analyzing sample test cases and their predictions using one approach, namely UniXcoder without FSL, since on mean it performs the best among the prediction models. We specifically target True Positives (TP) and a False Negatives (FN) from the same category, to provide the reader with insights regarding how these models can predict flaky fix categories. We also investigate False Positives (FP), since FP instances waste testers’ time when they follow wrong suggestions and therefore directly affects the applicability of the proposed approach.

Figure 9 shows a representative example test whose fix category is correctly predicted as *Change Data Structure* (TP). On line 2 of this test code, **HashMap** is used, which can cause flakiness, as discussed in Section 2. Our model correctly predicts the category and suggests replacing **HashMap** with **LinkedHashMap**. Similarly, Figure 10 (a) shows another Flaky test whose fix category is correctly predicted as Handle Exception and Change Assertion (TP). Figure 10 (b) shows the developer fix of the same flaky test where a correct exception handling was added and *assertEquals* was changed to *assertJSONEqual* for correctly handling JSON objects. The test code shown in Figure 11 (a) is an example where our prediction model fails to correctly predict the fix category (FN) as *Handle Exception*. This test case differs from the typical patterns observed in that fix category because the keyword exception was already present in the method signature. Typically, exception handling is not part of flaky code in that category and an exception or try-catch is added in the code to resolve flakiness. However, in

this case, it is the opposite and the pattern does not match other examples in the training set. When we examine the corrected test code shown in Figure 11 (b), we notice the exception had been removed as part of the fix. However, our automated labeling tool classified this test case as *handle exception* due to the presence of the ‘exception’ keyword. In general, we do not have many examples of FP cases (13 tests on mean for all of the four approaches we have used), which is not surprising as it is one of the strengths of our proposed solution. One sample FP test code is shown in Figure 12. This test was incorrectly classified as a *Change Assertion* since no change in the assertion type is needed. A potential reason for the misclassification can be related to the long string passed to the assert statement in the code. The pattern of using the long string is similar to cases where flakiness is addressed by changing an assertion to a more customized assertion with shorter inputs, for example using *AssertJsonStringEquals* to handle Json Strings. However, here the incorrect use of assert was not the cause for flakiness and thus was not changed. Although the recommendation was a FP, suggesting a Change in assertion might not be a bad idea after all, not as a fix but as refactoring to create more maintainable tests.

To summarize, we can conclude that the models are correctly learning the patterns that exist in the test code and, in most cases, FP or FN are simply due to lack of data, where without the actual fix or other sources of information about the bug, correct prediction is not possible.

#### 4.1.2 GPT-Generated Repair of Flaky Tests

To examine repaired flaky tests generated by GPT, we analyze three prompting methods: (a) a simple prompt without the fix category label, (b) the same prompt but with the label, and (c) adding extra context (sample fixes) to the prompt, i.e., in-context learning (described in Section 3.3.3).

Figure 13 depicts a flaky test and its fix by the original developer. Both UniXcoder and CodeBERT classified this as a *Change Data Structure* fix, replacing **HashMap** with **LinkedHashMap** to maintain the elements’ order. Figure 14 shows the results based on prompting methods (a) without the *Change Data Structure* label and (b) with that label.

When the model was provided with the fix category label, the output matched the developer’s repair (Figure 13 – right), achieving a 100% Code BLEU Score. However, without the label indicating which statements to fix, the model suggested fixes on the wrong statements unrelated to the issue.

Now let’s look at another example from the *Change Condition* category, showcased in Figure 15. Here, the repair modified *.containsExactly()* to *.containsExactlyInAnyOrder()* to fix flakiness. Figure 16 shows the repaired tests with and without the fix category label. It also exemplifies a repair where we provided guidance within the prompt for fixing flaky tests caused by change conditions.

In all generated instances, the generated fix is not an exact match to the original developer’s repair. In the first two cases, *.containsExactly()* was replaced with *.containsAnyof()*, which is similar to the ground truth, but does not match exactly. The label-free model wrongly removed the exception handling. However, with the label, the model preserved the structure and attempted to fix the problematic statements.

Metrics	Prompts With Labels		Prompts Without Labels	
	Mean	Median	Mean	Median
Corpus BLEU	76	82	69	75
Sentence BLEU	77	82	70	76
Code BLEU	81	85	75	81

TABLE 4: Evaluation of the GPT-3.5 generated flaky tests using BLEU Scores across all categories for 181 flaky tests.

Fix Categories	Code BLEU Score				Count
	Prompts With Labels		Prompts Without Labels		
	Mean	Median	Mean	Median	
Change Assertion	80	85	76	79	64
Change Condition	87	90	84	89	41
Change Data Structure	87	81	72	82	41
Misc	76	83	75	82	22
Change Data Format	77	80	60	58	13
Reorder Parameters	86	86	77	83	10
Reorder Data	71	73	69	73	5
Handle Exceptions	66	73	59	60	7
Reset Variable	95	95	95	95	1

TABLE 5: Median and mean Code BLEU score per fix category, with and without providing the fix category labels in the GPT prompt.

Fix Categories	Code BLEU Score						Count
	Prompts Without Label		Prompts With Label		Prompts with In-Context Learning		
	Mean	Median	Mean	Median	Mean	Median	
Change Assertion	77	80	79	84	79	85	59
Change Data Structure	75	81	80	87	86	94	36
Change Condition	85	88	88	90	92	97	36

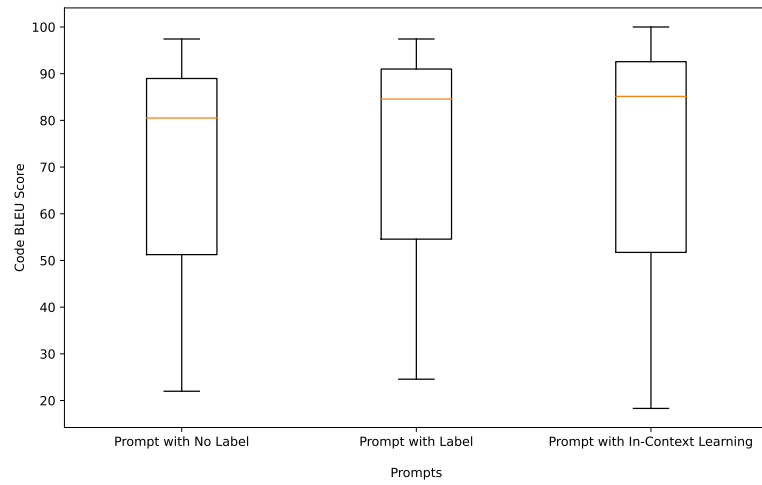
TABLE 6: Comparison of median and mean Code BLEU scores for different fix categories using fix category labels and in-context learning.

In the third case, in-context learning, the model correctly replaced `.containsExactly()` with `.containsExactlyInAnyOrder()` based on what model learned from the examples we passed in the prompt. However, it also incorrectly removed proper exception handling, similar to the first instance. Based on our observation, it seems that GPT’s accuracy in generating fixes depends on whether the prompt contains the fix category and the number of examples. Future work could improve this accuracy by augmenting the training data and enhancing prompt quality.

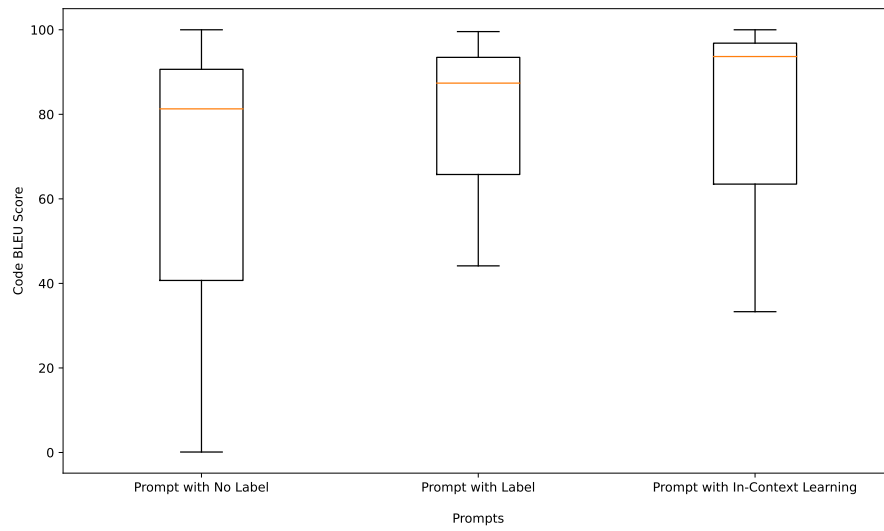
We have included all the generated results in our replication package.

## 4.2 How Can it Work in Practice?

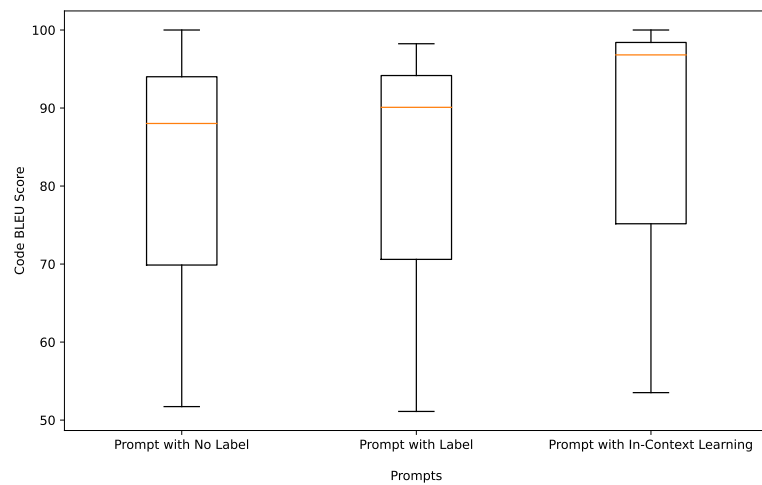
In practice, our framework can help fix tests both automatically or with some human intervention. When a test is flagged as problematic (either by a person or other tools), there are two options to fix flakiness: a manual fix by the tester, or running an automated program repair tool. In either case, our approach is helpful. If the repair is manual, the predicted category is given to the testers as suggestions so that they can more quickly fix the bug in the test code. Alternatively, if a tool such as GPT is used to fix the test, the category labels are helpful for prompting, as shown in the previous section.



(a) Change Assertion



(b) Change Data Structure



(c) Change Condition

Fig. 8: Distribution of Code BLEU scores with respect to three prompts.



```

1 @Test public void testFetchToAttributesWithStringValues(){
2     final Map<String,String> cells=new HashMap<>();
3     cells.put("cq1","val1");
4     cells.put("cq2","val2");
5     final long ts1=123456789;
6     hBaseClientService.addResult("row1",cells,ts1);
7     runner.setProperty(FetchHBaseRow.AUTHORIZATIONS,"");
8     runner.setProperty(FetchHBaseRow.TABLE_NAME,"table1");
9     runner.setProperty(FetchHBaseRow.ROW_ID,"row1");
10    runner.setProperty(FetchHBaseRow.DESTINATION_ATTRIBUTES);
11    runner.enqueue("trigger flow file");
12    runner.run();
13    runner.assertTransferCount(FetchHBaseRow.REL_FAILURE,0);
14    runner.assertTransferCount(FetchHBaseRow.REL_SUCCESS,1);
15    runner.assertTransferCount(FetchHBaseRow.REL_NOT_FOUND,0);
16    final MockFlowFile flowFile=runner.getFlowFilesForRelationship(FetchHBaseRow.REL_SUCCESS).get(0);
17    flowFile.assertAttributeEquals(FetchHBaseRow.HBASE_ROW_ATTR,"{"row":\row1\, \"cells\": [\" + \"{\\\"fam\\\":\\\"nifi\\\",\\\"qual\\\":\\\"cq1\\\",\\\"val\\\":\\\"val1\\\",\\\"ts\\\":\\\" + ts1 + \"\", \" + \"{\\\"fam\\\":\\\"nifi\\\",\\\"qual\\\":\\\"cq2\\\",\\\"val\\\":\\\"val2\\\",\\\"ts\\\":\\\" + ts1+ \"\"}]}");
18    Assert.assertEquals(1,hBaseClientService.getNumScans());
19 }

```

Fig. 9: Flaky test example with correct mapping to Change Data Structure fix category as HashMap here should be replaced with LinkedHashMap to remove flakiness.

## 5 THREATS TO VALIDITY

### 5.1 Construct Threats

In our study, the main potential construct validity threat is the possibility of defining incorrect or incomplete labels in RQ1, which can undermine results in RQ2 and RQ3. To reduce this potential threat, we first made the process of labeling systematic and automated with heuristics that are publicly available in the replication package for further evaluation and improvement. In addition, we also manually double checked random samples of the labeled tests, to confirm the correctness of the process.

For RQ2, We did not conduct a per-project analysis in our study due to the limited number of positive instances for all categories of fixes and the large number of projects in our dataset (96). This implies that for each flaky test in the test set, very few flaky tests from the same project are used in the training set, especially for a specific category. We reported overall results across all projects.

Regarding the evaluation metrics in RQ3, we used the Code BLEU score, a common metric in text generation tasks. However, we did not execute these automated generated tests to verify their functionality. Due to dependencies in open-source projects, executing all these tests is time and computation-intensive. As a result, we have not confirmed whether the tests with higher Code BLEU scores will pass or not, or whether they are even executable. However, improvements in Code BLUE are unlikely to yield worse test cases, in terms of functionality or execution. Nevertheless, the inadequacy of the current metrics is a known challenge [75] in this field and future research is needed to reduce such threats.

### 5.2 Internal Threats

Internal threats to validity are about to make sure the cause-effect relation identified in the study is really there and there is no other explanation (confounding factors). In our study, the claim is that *our predicted fix categories will help fix flakiness*. The main confounding factor is about the way we prompt the GTP-3.5 model, when asking to fix a flaky test. Better results might be obtained in the future with additional guidance and more examples in the prompt.

```

1 @Test public void testAllowNullSchema(){
2     JSONSchema<Foo> jsonSchema=JSONSchema.of(SchemaDefinition.<Foo>builder().with
3     Pojo(Foo.class).build());
4     Assert.assertEquals(jsonSchema.getSchemaInfo().getType(),SchemaType.JSON);
5     Schema.Parser parser=new Schema.Parser();
6
7     String schemaJson=new String(jsonSchema.getSchemaInfo().getSchema());
8     Assert.assertEquals(schemaJson,SCHEMA_JSON_ALLOW_NULL);
9
10    Schema schema=parser.parse(schemaJson);
11    for ( String fieldName : FOO_FIELDS) {
12        Schema.Field field=schema.getField(fieldName);
13        Assert.assertNotNull(field);
14        if (field.name().equals("field4")) {
15            Assert.assertNotNull(field.schema().getTypes().get(1).getField("field
16            1"));
17        }
18        if (field.name().equals("fieldUnableNull")) {
19            Assert.assertNotNull(field.schema().getType());
20        }
21    }
22 }

```

#### (a) Flaky Test

```

1 @Test public void testAllowNullSchema() throws JSONException {
2     JSONSchema<Foo> jsonSchema=JSONSchema.of(SchemaDefinition.<Foo>builder().with
3     Pojo(Foo.class).build());
4     Assert.assertEquals(jsonSchema.getSchemaInfo().getType(),SchemaType.JSON);
5     Schema.Parser parser=new Schema.Parser();
6     parser.setValidateDefaults(false);
7
8     String schemaJson=new String(jsonSchema.getSchemaInfo().getSchema());
9     Assert.assertEquals(schemaJson,SCHEMA_JSON_ALLOW_NULL);
10
11    Schema schema=parser.parse(schemaJson);
12    for ( String fieldName : FOO_FIELDS) {
13        Schema.Field field=schema.getField(fieldName);
14        Assert.assertNotNull(field);
15        if (field.name().equals("field4")) {
16            Assert.assertNotNull(field.schema().getTypes().get(1).getField("field
17            1"));
18        }
19        if (field.name().equals("fieldUnableNull")) {
20            Assert.assertNotNull(field.schema().getType());
21        }
22    }
23 }

```

#### (b) Fixed Flaky Test

Fig. 10: Example of Flaky test (Top) and its developer repair (Bottom) where flakiness is removed by changing assertion and adding exception handling. Our prediction model correctly classifies this flaky test under the Handle Exception and Change Assertion fix category.

Another construct validity threat while predicting the labels is the models context size (510 tokens for CodeBERT and 1022 for UniXcoder), which may truncate the source code of some test cases and result in information loss. In our dataset, 49 tests (11% of the total 562 flaky tests) exceed the token size limit of 510 tokens, and 17 tests (4%) exceed 1022 tokens. This could potentially impact the accuracy of our prediction results, especially for those fix categories where we have limited positive examples. Further research should investigate the extent to which this limitation may affects the outcomes of our study.

```

1 @Test public void manyParameters() throws Exception {
2     assertThat(testResult(ManyParameters.class), isSuccessful());
3     assertEquals(16, ManyParameters.iterations());
4     assertEquals(asList(-1, -2, -4), ManyParameters.firstTestCases.sublist(0, 3));
5     assertEquals(asList(-1, -2, -4), ManyParameters.firstTestCases.sublist(4, 7));
6     assertEquals(asList(-1, -2, -4), ManyParameters.firstTestCases.sublist(8, 11));
7     assertEquals(asList(-1, -2, -4), ManyParameters.firstTestCases.sublist(12, 15));
8     assertEquals(asList('r', 'r', 'r', 'r', 'y', 'y', 'y', 'y'), ManyParameters.secondTestCases.sublist(0, 8));
9 }

```

(a) Flaky test

```

1 @Test public void manyParameters(){
2     assertThat(testResult(ManyParameters.class), isSuccessful());
3     assertEquals(16, ManyParameters.iterations());
4     assertEquals(asList(-4, -2, -1), ManyParameters.firstTestCases.sublist(0, 3));
5     assertEquals(asList(-4, -2, -1), ManyParameters.firstTestCases.sublist(4, 7));
6     assertEquals(asList(-4, -2, -1), ManyParameters.firstTestCases.sublist(8, 11));
7     assertEquals(asList(-4, -2, -1), ManyParameters.firstTestCases.sublist(12, 15));
8     assertEquals(asList('r', 'r', 'r', 'r', 'y', 'y', 'y', 'y'), ManyParameters.secondTestCases.sublist(0, 8));
9 }

```

(b) Fixed flaky test

Fig. 11: Example of Flaky test (Top) and its developer repair (Bottom) where our prediction model is unable to correctly classify this flaky test under the Handle Exception fix category.

### 5.3 Conclusion Threats

To reduce potential conclusion validity threats, in RQ2, we used Fisher’s Exact test to make sure our conclusions are statistically significant. We also ran Wilcoxon signed-rank test when comparing different prompt types in RQ3. However, there is still a potential conclusion threat in RQ3 results with respect to the inherent randomness of GPT models. Indeed, using the same model and the same prompt can result in different outputs when using higher temperatures. In general, the field of prompt engineering, which also includes the optimization of outputs with several rounds of prompting, is a new field and there are limited precise and reliable guidelines in the literature. Future work will investigate future prompting strategies as they get reported.

### 5.4 External Threats

Our automated labeling tool and the heuristics are defined for Java tests. We have not evaluated our tool on other programming languages but it can be adapted to other languages and new projects by incorporating adapted keywords and rules. Additionally, CodeBERT, UniXcoder and GPT models are pre-trained on multiple programming languages.

## 6 RELATED WORK

In this section, we provide an overview of the most related work to predicting flaky test fix categories. There are two areas of research that we deliberately exclude, since they are less related to our study. The first category that we do not include is generic program repair studies [76]. Although, fixing test code can be seen as a similar task to program repair, there are fundamental differences between the two areas which are mainly due to the patterns of fixes. A generic code repair can come in many flavors and patterns and thus predicting a category of fix is a daunting task. In addition, there are far more data available for generic program repair (e.g., literally any code fix in GitHub) than for fixing test flakiness. Therefore, we do not discuss individual papers that study generic program repair. The second category that we exclude here are studies that analyze test smells and

their patterns [77]. Although these works are more relevant since they are about issues in the test code, given that they are again generic and not related to flakiness, we exclude them.

The first set of relevant papers to our study are those that specifically address categories or taxonomies of fixes or fix patterns. Although they are not about flaky test fixes or not even about test cases, these studies have nevertheless a similar problem to solve: categorizing code fixes or causes and predicting them. Ni et al [68] proposed an approach to classify bug fix categories using a Tree-based Convolutional Neural Network (TBCNN). To do so, they used the *diff* of the source code before and after the fix at the Abstract Syntax Tree (AST) level to construct fix trees as input for TBCNN. In contrast, our objective is to develop a classifier for fix categories that only use flaky test code to make predictions, without relying on the repaired versions or production code.

Predicting the cause of flakiness is another category that is relevant to our work. Akli et al. proposed a novel approach [23] for classifying flaky tests based on their root cause category using CodeBERT and FSL. They manually labeled 343 flaky tests with 10 different categories of flaky test causes suggested by Luo et al [1] and Eck et al [60]. However, they reported the prediction results for only four categories of causes, namely Async wait, Concurrency, Time, and Unordered collection, as they lacked sufficient positive examples to train an ML-based classifier for the other categories. They achieved the highest prediction results for the Unordered collection cause, with a precision of 85% and a recall of 80%. In a recent survey on flaky tests [19, 78], Parry et al. mapped three different causes of flakiness with their potential repairs. For instance, they suggested adding or modifying assertions in the test code to fix the flakiness caused by concurrency. Predicting fix categories provides testers with a specific direction for modifying the code. Knowing that concurrency is causing flakiness in a given test is not as useful to testers as they do not know which part of the code is causing the issue. However, knowing that changing assertions can eliminate flakiness gives them more practical guidance. Other researchers reported studies [36, 78] to identify flakiness causes, impacts, and existing strategies to fix flakiness. However, none of them attempted to categorize the tests based on their fixes. Research on repairing flakiness and categorizing fix categories is still in its early stages, with much of the work focused on fixing order-dependent flaky tests. For example, iPFlakies [61] and iFixFlakies [33] propose methods for addressing order-dependent flakiness, while Flex [59] automates the repair of flaky tests caused by algorithmic randomness in ML algorithms. Parry et al. [20] proposed a study in which different categories of flaky test fixes were defined and 75 flaky commits were categorized based on these categories. However, the categorization was performed through manual inspection of the commits, code diffs, developer comments, and other linked issues outside the scope of the test code. In another study of flaky tests in the Mozilla database [60] tests were categorized based on their origin (i.e., the root cause of the flakiness, whether in the source or test code) and developers’ efforts to fix them. The need for automated fixing of flaky tests and conducting quick small repairs was strongly suggested in a recent survey

```

1 @Test public void testGenerateSearchWeightString(){
2     Map<String,Integer> fields=new HashMap<>();
3     fields.put("one",10);
4     fields.put("two",1);
5     fields.put("three",15);
6     String generatedString=AtlasJanusGraphIndexClient.generateSearchWeightString(fields);
7     Assert.assertEquals(generatedString," one^10 two^1 three^15");
8 }

```

Fig. 12: Example of a flaky test where the model incorrectly classifies it in the Change Assertion fix category.

<pre> 1 @Test 2 public void testParamsMapToString() { 3     Map&lt;String, String[]&gt; params = new HashMap&lt;&gt;(); 4     params.put("a", new String[]{"1", "2", "3"}); 5     params.put("b", new String[]{"8", "7", "6"}); 6     String result = UrlUtils.paramsMapToString(params); 7     Assert.assertEquals(result, "&amp;a=1,2,3&amp;b=8,7,6"); 8 } </pre>	<pre> 1 @Test 2 public void testParamsMapToString() { 3     Map&lt;String, String[]&gt; params = new LinkedHashMap&lt;&gt;(); 4     params.put("a", new String[]{"1", "2", "3"}); 5     params.put("b", new String[]{"8", "7", "6"}); 6     String result = UrlUtils.paramsMapToString(params); 7     Assert.assertEquals(result, "&amp;a=1,2,3&amp;b=8,7,6"); 8 } </pre>
---	---

Fig. 13: Example of a flaky test (left) and its original developer repair (right). Here flakiness is removed by changing the data structure i.e. replacing HashMap with LinkedHashMap.

<pre> 1 @Test 2 public void testParamsMapToString() { 3     Map&lt;String, String[]&gt; params = new HashMap&lt;&gt;(); 4     params.put("a", new String[]{"1", "2", "3"}); 5     params.put("b", new String[]{"8", "7", "6"}); 6     String result = UrlUtils.paramsMapToString(params); 7     String expectedResult = "&amp;a=1,2,3&amp;b=8,7,6"; 8     Assert.assertTrue(result.contains("&amp;a=1,2,3")); 9     Assert.assertTrue(result.contains("&amp;b=8,7,6")); 10 } </pre>	<pre> 1 @Test 2 public void testParamsMapToString() { 3     Map&lt;String, String[]&gt; params = new LinkedHashMap&lt;&gt;(); 4     params.put("a", new String[]{"1", "2", "3"}); 5     params.put("b", new String[]{"8", "7", "6"}); 6     String result = UrlUtils.paramsMapToString(params); 7     Assert.assertEquals(result, "&amp;a=1,2,3&amp;b=8,7,6"); 8 } 9 </pre>
---	---

Fig. 14: Comparison between GPT-generated repaired flaky tests without a fix category label prompting (left) and with a fix category label provided(right), illustrating GPT's accurate generation of the repaired flaky test when given the fix category label in the prompt.

<pre> 1 @Test 2 public void testBuildTagSome() { 3     try { 4         SubscriptionData subscriptionData = FilterAPI.build( 5             "TOPIC", "A    B", ExpressionType.TAG 6         ); 7         assertThat(subscriptionData).isNotNull(); 8         assertThat(subscriptionData.getTopic()).isEqualTo("TOPIC"); 9         assertThat(subscriptionData.getSubString()).isEqualTo("A    B"); 10        assertThat(ExpressionType.isTagType(subscriptionData.getExpressionType()).isTrue()); 11    } 12    assertThat(subscriptionData.getTagsSet()).isNotNull(); 13    assertThat(subscriptionData.getTagsSet()).containsExactly("A", "B"); 14    } catch (Exception e) { 15        e.printStackTrace(); 16        assertThat(Boolean.FALSE).isTrue(); 17    } 18 } </pre>	<pre> 1 @Test 2 public void testBuildTagSome() { 3     try { 4         SubscriptionData subscriptionData = FilterAPI.build( 5             "TOPIC", "A    B", ExpressionType.TAG 6         ); 7         assertThat(subscriptionData).isNotNull(); 8         assertThat(subscriptionData.getTopic()).isEqualTo("TOPIC"); 9         assertThat(subscriptionData.getSubString()).isEqualTo("A    B"); 10        assertThat(ExpressionType.isTagType(subscriptionData.getExpressionType()).isTrue()); 11    } 12    assertThat(subscriptionData.getTagsSet()).isNotNull(); 13    assertThat(subscriptionData.getTagsSet()).containsExactlyInAnyOrder("A", "B"); 14    } catch (Exception e) { 15        e.printStackTrace(); 16        assertThat(Boolean.FALSE).isTrue(); 17    } 18 } </pre>
---	---

Fig. 15: Example of a flaky test (left) and its original developer repair (right). Here flakiness is removed by changing the condition, i.e., replacing .containsExactly() with .containsExactlyInAnyOrder().

on supporting developers and testers in addressing test flakiness [79]. Our study aims to address these gaps by

developing an automated solution to categorize flaky tests based on well-defined fix categories, relying exclusively on

```

1 @Test
2 public void testBuildTagSome() {
3     try {
4         SubscriptionData subscriptionData = FilterAPI.build(
5             "TOPIC", "A || B", ExpressionType.TAG
6         );
7         assertNotNull(subscriptionData);
8         assertEquals(subscriptionData.getTopic(), "TOPIC");
9         assertEquals(subscriptionData.getSubString(), "A || B");
10        assertEquals(ExpressionType.isTagType(subscriptionData.getExpressionType()), true);
11
12        assertNotNull(subscriptionData.getTagsSet());
13        assertTrue(subscriptionData.getTagsSet().containsAnyOf("A", "B"));
14    } catch (Exception e) {
15        e.printStackTrace();
16        assertEquals(false, true);
17    }
18 }
19

```

(a) Repaired flaky test with fix category label.

```

1 @Test
2 public void testBuildTagSome() {
3     SubscriptionData subscriptionData = FilterAPI.build(
4         "TOPIC", "A || B", ExpressionType.TAG
5     );
6     assertNotNull(subscriptionData);
7     assertEquals(subscriptionData.getTopic(), "TOPIC");
8     assertEquals(subscriptionData.getSubString(), "A || B");
9     assertEquals(ExpressionType.isTagType(subscriptionData.getExpressionType()), true);
10    assertNotNull(subscriptionData.getTagsSet());
11    assertTrue(subscriptionData.getTagsSet().containsAnyOf("A", "B"));
12 }
13

```

(b) Repaired flaky test without fix category label.

```

1 @Test
2 public void testBuildTagSome() {
3     SubscriptionData subscriptionData = FilterAPI.build(
4         "TOPIC", "A || B", ExpressionType.TAG
5     );
6     assertNotNull(subscriptionData);
7     assertEquals(subscriptionData.getTopic(), "TOPIC");
8     assertEquals(subscriptionData.getSubString(), "A || B");
9     assertEquals(ExpressionType.isTagType(subscriptionData.getExpressionType()), true);
10
11    assertNotNull(subscriptionData.getTagsSet());
12    assertTrue(subscriptionData.getTagsSet().containsExactlyInAnyOrder("A", "B"));
13 }
14

```

(c) Repaired flaky test with in-context learning.

Fig. 16: Effect of different prompts on GPT’s repaired flaky test generation: with fix label (Top), without fix label (middle), and with in-context learning (bottom).

test code, providing practical guidance for both manual and automated repair. We also provide a way to automatically label flaky tests with selected, common fix categories to train context-specific prediction models.

Although we do not review the generic automated program repair literature, as explained, we do however discuss related work where LLMs are used for automatic program repair, since it is very relevant to RQ3 from a technical standpoint. Recent advancements in LLMs, exemplified by ChatGPT [53], Copilot [80], and similar models tailored for code, have significantly advanced this field. These models exhibit adeptness in code generation and are generating considerable interest among researchers striving to enhance automatic program repair methodologies.

Ribeiro et al. [81] employed GPT-3 to automatically rectify bugs in 1318 buggy OCaml programs, achieving a repair rate of 39%. Julian et al. [82], using OpenAI’s Codex model, repaired bugs in Java and Python programs, noting a higher repair rate for Python. Their utilization of prompts and hints improved Codex’s bug identification, yielding slightly enhanced results in repairing Java programs. In another recent study by Chunquiu et al. [83], different LLMs like Codex, InCoder, CodeT5 and GPT-2 are investigated for program repair in Java, Python, and C programs. Additionally, Mashadi et al. [73] and Xia et al. [84] utilized CodeBERT for automated program repair on datasets like ManySStuBs4J and Defects4J, respectively, achieving state-of-the-art results in bug repair for smaller code segments due to CodeBERT’s input limitation of up to 512 tokens. However, while existing research has focused on rectifying bugs in source code, little attention has been directed towards addressing flakiness within test code itself. Our study marks the first attempt to fully automate flaky test repairs using GPT, complemented by providing fix category information to pinpoint flakiness related statements in the code and enhance the repair capability of the GPT model.

## 7 CONCLUSION AND FUTURE WORK

In this paper, we proposed a framework to (a) categorize flaky tests according to practical fix categories based exclusively on test code and (b) use the fix categories to generate fully automated repairs of the flaky tests with language models. Given the limited availability of open-source datasets for flaky test research, our generated labeled data can also be valuable for future research, particularly for ML-based prediction and repair of flaky tests. We evaluated two language models, CodeBERT and UniXcoder, with and without Few-Shot Learning, and found that the UniXcoder model outperformed CodeBERT in predicting most fix categories. We also showed that the category information can greatly help a large language model (LLM), namely GPT-3.5, better fix the flakiness of test cases. In the future, we plan to expand our flakiness dataset with more data. We also plan to expand our heuristics for automatically labeling flaky tests to other programming languages. Replicating the study with other LLMs (such as GPT-4.0) will also be made possible with an updated dataset. Additionally, a significant percentage of flaky tests may stem from problems in the production code, which cannot be addressed by black-box models. Therefore, in the future, we need to develop



lightweight and scalable approaches for accessing and fixing the production code when dealing with test flakiness.

## ACKNOWLEDGEMENT

This work was supported by a research grant from Huawei Technologies Canada, Mitacs Canada, as well as the Canada Research Chair and Discovery Grant programs of the Natural Sciences and Engineering Research Council of Canada (NSERC). The experiments conducted in this work were enabled in part by WestGrid (<https://www.westgrid.ca>) and Compute Canada (<https://www.computeCanada.ca>). Dr. Hemmati's research is partly supported by NSERC and Alberta Innovates.

## REFERENCES

- [1] Qingzhou Luo, Farah Hariri, Lamyaa Eloussi, and Darko Marinov. An empirical analysis of flaky tests. In *Proceedings of the 22nd ACM SIGSOFT international symposium on foundations of software engineering*, pages 643–653, 2014.
- [2] Emad Fallahzadeh and Peter C Rigby. The impact of flaky tests on historical test prioritization on chrome. In *Proceedings of the 44th International Conference on Software Engineering: Software Engineering in Practice*, pages 273–282, 2022.
- [3] Brian Harry. How we approach testing vsts to enable continuous delivery, 2019.
- [4] Maxime Cordy, Renaud Rwemalika, Mike Papadakis, and Mark Harman. Flakime: Laboratory-controlled test flakiness impact assessment. a case study on mutation testing and program repair. *arXiv preprint arXiv:1912.03197*, 2019.
- [5] Wing Lam, Stefan Winter, Anjiang Wei, Tao Xie, Darko Marinov, and Jonathan Bell. A large-scale longitudinal study of flaky tests. *Proceedings of the ACM on Programming Languages*, 4(OOPSLA):1–29, 2020.
- [6] Sarra Habchi, Guillaume Haben, Mike Papadakis, Maxime Cordy, and Yves Le Traon. A qualitative study on the sources, impacts, and mitigation strategies of flaky tests. In *2022 IEEE Conference on Software Testing, Verification and Validation (ICST)*, pages 244–255. IEEE, 2022.
- [7] Azeem Ahmad, Francisco Gomes de Oliveira Neto, Zhixiang Shi, Kristian Sandahl, and Ola Leifler. A multi-factor approach for flaky test detection and automated root cause analysis. In *2021 28th Asia-Pacific Software Engineering Conference (APSEC)*, pages 338–348. IEEE, 2021.
- [8] Roberto Verdecchia, Emilio Cruciani, Breno Miranda, and Antonia Bertolino. Know you neighbor: Fast static prediction of test flakiness. *IEEE Access*, 9:76119–76134, 2021.
- [9] Valeria Pontillo, Fabio Palomba, and Filomena Ferrucci. Toward static test flakiness prediction: a feasibility study. In *Proceedings of the 5th International Workshop on Machine Learning Techniques for Software Quality Evolution*, pages 19–24, 2021.
- [10] Jonathan Bell, Owolabi Legunsen, Michael Hilton, Lamyaa Eloussi, Tiffany Yung, and Darko Marinov. Deflaker: Automatically detecting flaky tests. In *Proceedings of the 40th international conference on software engineering*, pages 433–444, 2018.
- [11] Yihao Qin, Shangwen Wang, Kui Liu, Bo Lin, Hongjun Wu, Li Li, Xiaoguang Mao, and Tegawendé F Bissyandé. Peeler: Learning to effectively predict flakiness without running tests. In *2022 IEEE International Conference on Software Maintenance and Evolution (ICSME)*, pages 257–268. IEEE, 2022.
- [12] Sakina Fatima, Taher A Ghaleb, and Lionel Briand. Flakify: A black-box, language model-based predictor for flaky tests. *IEEE Transactions on Software Engineering*, 2022.
- [13] Martin Gruber, Michael Heine, Norbert Oster, Michael Philippsen, and Gordon Fraser. Practical flaky test prediction using common code evolution and test history data. In *2023 IEEE Conference on Software Testing, Verification and Validation (ICST)*, pages 210–221. IEEE, 2023.
- [14] Abdulrahman Alshammari, Christopher Morris, Michael Hilton, and Jonathan Bell. Flakeflagger: Predicting flakiness without rerunning tests. In *2021 IEEE/ACM 43rd International Conference on Software Engineering (ICSE)*, pages 1572–1584. IEEE, 2021.
- [15] Gustavo Pinto, Breno Miranda, Supun Dissanayake, Marcelo d’Amorim, Christoph Treude, and Antonia Bertolino. What is the vocabulary of flaky tests? In *Proceedings of the 17th International Conference on Mining Software Repositories*, pages 492–502, 2020.
- [16] Guillaume Haben, Sarra Habchi, Mike Papadakis, Maxime Cordy, and Yves Le Traon. A replication study on the usability of code vocabulary in predicting flaky tests. In *2021 IEEE/ACM 18th International Conference on Mining Software Repositories (MSR)*, pages 219–229. IEEE, 2021.
- [17] Bruno Henrique Pachulski Camara, Marco Aurélio Graciotto Silva, Andre T Endo, and Silvia Regina Vergilio. What is the vocabulary of flaky tests? an extended replication. In *2021 IEEE/ACM 29th International Conference on Program Comprehension (ICPC)*, pages 444–454. IEEE, 2021.
- [18] Azeem Ahmad. An evaluation of machine learning methods for predicting flaky tests. In *27th Asia-Pacific Software Engineering Conference (APSEC 2020) Singapore (virtual), December 1, 2020.*, 2020.
- [19] Owain Parry, Gregory M Kapfhammer, Michael Hilton, and Phil McMinn. A survey of flaky tests. *ACM Transactions on Software Engineering and Methodology (TOSEM)*, 31(1):1–74, 2021.
- [20] Owain Parry, Gregory M Kapfhammer, Michael Hilton, and Phil McMinn. What do developer-repaired flaky tests tell us about the effectiveness of automated flaky test detection? In *Proceedings of the 3rd ACM/IEEE International Conference on Automation of Software Test*, pages 160–164, 2022.
- [21] Negar Hashemi, Amjed Tahir, and Shawn Rasheed. An empirical study of flaky tests in javascript. In *2022 IEEE International Conference on Software Maintenance and Evolution (ICSME)*, pages 24–34. IEEE, 2022.
- [22] Wing Lam. International Dataset of Flaky Tests (IDoFT), 2020.
- [23] Amal Akli, Guillaume Haben, Sarra Habchi, Mike Papadakis, and Yves Le Traon. Flakycat: Predicting flaky tests categories using few-shot learning. In *2023 IEEE/ACM International Conference on Automation of Software Test (AST)*, pages 140–151. IEEE, 2023.
- [24] Zhangyin Feng, Daya Guo, Duyu Tang, Nan Duan, Xiaocheng Feng, Ming Gong, Linjun Shou, Bing Qin, Ting Liu, Daxin Jiang, et al. Codebert: A pre-trained model for programming and natural languages. *arXiv preprint arXiv:2002.08155*, 2020.
- [25] Daya Guo, Shuai Lu, Nan Duan, Yanlin Wang, Ming Zhou, and Jian Yin. Unixcoder: Unified cross-modal pre-training for code representation. *arXiv preprint arXiv:2203.03850*, 2022.
- [26] Yaqing Wang, Quanming Yao, James T Kwok, and Lionel M Ni. Generalizing from a few examples: A survey on few-shot learning. *ACM computing surveys (csur)*, 53(3):1–34, 2020.
- [27] R OpenAI. Gpt-4 technical report. arxiv 2303.08774. *View in Article*, 2, 2023.
- [28] Yihong Dong, Jiazheng Ding, Xue Jiang, Zhuo Li, Ge Li, and Zhi Jin. Codescore: Evaluating code generation by learning code execution. *arXiv preprint arXiv:2301.09043*, 2023.
- [29] Anjiang Wei, Pu Yi, Tao Xie, Darko Marinov, and Wing Lam. Probabilistic and systematic coverage of consecutive test-method pairs for detecting order-dependent flaky tests. In *Tools and Algorithms for the Construction and Analysis of Systems: 27th International Conference, TACAS 2021, Held as Part of the European Joint Conferences on Theory and Practice of Software, ETAPS 2021, Luxembourg City, Luxembourg, March 27–April 1, 2021, Proceedings, Part I 27*, pages 270–287. Springer, 2021.
- [30] Wing Lam, Reed Oei, August Shi, Darko Marinov, and Tao Xie. idflakies: A framework for detecting and partially classifying flaky tests. In *2019 12th IEEE conference on software testing, validation and verification (icst)*, pages 312–322. IEEE, 2019.
- [31] Wing Lam, Stefan Winter, Angello Astorga, Victoria Stodden, and Darko Marinov. Understanding reproducibility and characteristics of flaky tests through test reruns in java projects. In *2020 IEEE 31st International Symposium on Software Reliability Engineering (ISSRE)*, pages 403–413. IEEE, 2020.
- [32] Wing Lam, August Shi, Reed Oei, Sai Zhang, Michael D Ernst, and Tao Xie. Dependent-test-aware regression testing techniques. In *Proceedings of the 29th ACM SIGSOFT International Symposium on Software Testing and Analysis*, pages 298–311, 2020.
- [33] August Shi, Wing Lam, Reed Oei, Tao Xie, and Darko Marinov. ifixflakies: A framework for automatically fixing order-dependent flaky tests. In *Proceedings of the 2019 27th ACM Joint Meeting on European Software Engineering Conference and Symposium on the Foundations of Software Engineering*, pages 545–555, 2019.
- [34] Gerard Meszaros. *xUnit test patterns: Refactoring test code*. Pearson Education, 2007.

- [35] Roy Osherove. *The Art of Unit Testing: with examples in C*. Simon and Schuster, 2013.
- [36] Wei Zheng, Guoliang Liu, Manqing Zhang, Xiang Chen, and Wenqiao Zhao. Research progress of flaky tests. In *2021 IEEE International Conference on Software Analysis, Evolution and Reengineering (SANER)*, pages 639–646. IEEE, 2021.
- [37] Yu Pei, Jeongju Sohn, Sarra Habchi, and Mike Papadakis. Traf: Time-based repair for asynchronous wait flaky tests in web testing. *arXiv preprint arXiv:2305.08592*, 2023.
- [38] Changan Niu, Chuanyi Li, Vincent Ng, Dongxiao Chen, Jidong Ge, and Bin Luo. An empirical comparison of pre-trained models of source code. *arXiv preprint arXiv:2302.04026*, 2023.
- [39] Wayne Xin Zhao, Kun Zhou, Junyi Li, Tianyi Tang, Xiaolei Wang, Yupeng Hou, Yingqian Min, Beichen Zhang, Junjie Zhang, Zican Dong, et al. A survey of large language models. *arXiv preprint arXiv:2303.18223*, 2023.
- [40] Rico Sennrich, Barry Haddow, and Alexandra Birch. Neural machine translation of rare words with subword units. *arXiv preprint arXiv:1508.07909*, 2015.
- [41] Anfeng He, Chong Luo, Xinmei Tian, and Wenjun Zeng. A twofold siamese network for real-time object tracking. In *Proceedings of the IEEE conference on computer vision and pattern recognition*, pages 4834–4843, 2018.
- [42] G Koch, R Zemel, and R Salakhutdinov. Siamese neural networks for one-shot image recognition. in *icml deep learning workshop* (vol. 2). 2015.
- [43] Jonas Mueller and Aditya Thyagarajan. Siamese recurrent architectures for learning sentence similarity. In *Proceedings of the AAAI conference on artificial intelligence*, volume 30, 2016.
- [44] Florian Schroff, Dmitry Kalenichenko, and James Philbin. Facenet: A unified embedding for face recognition and clustering. In *Proceedings of the IEEE conference on computer vision and pattern recognition*, pages 815–823, 2015.
- [45] Salma El Anigri, Mohammed Majid Himmi, and Abdelhak Mahmoudi. How bert’s dropout fine-tuning affects text classification? In *International Conference on Business Intelligence*, pages 130–139. Springer, 2021.
- [46] Zhewei Yao, Amir Gholami, Sheng Shen, Mustafa Mustafa, Kurt Keutzer, and Michael Mahoney. Adahessian: An adaptive second order optimizer for machine learning. In *proceedings of the AAAI conference on artificial intelligence*, volume 35, pages 10665–10673, 2021.
- [47] Abien Fred Agarap. Deep learning using rectified linear units (relu). *arXiv preprint arXiv:1803.08375*, 2018.
- [48] Zibin Zheng, Kaiwen Ning, Yanlin Wang, Jingwen Zhang, Dewu Zheng, Mingxi Ye, and Jiachi Chen. A survey of large language models for code: Evolution, benchmarking, and future trends. *arXiv preprint arXiv:2311.10372*, 2023.
- [49] Angela Fan, Beliz Gokkaya, Mark Harman, Mitya Lyubarskiy, Shubho Sengupta, Shin Yoo, and Jie M Zhang. Large language models for software engineering: Survey and open problems. *arXiv preprint arXiv:2310.03533*, 2023.
- [50] Hammond Pearce, Benjamin Tan, Baleegh Ahmad, Ramesh Karri, and Brendan Dolan-Gavitt. Examining zero-shot vulnerability repair with large language models. In *2023 IEEE Symposium on Security and Privacy (SP)*, pages 2339–2356. IEEE, 2023.
- [51] Jules White, Sam Hays, Quchen Fu, Jesse Spencer-Smith, and Douglas C Schmidt. Chatgpt prompt patterns for improving code quality, refactoring, requirements elicitation, and software design. *arXiv preprint arXiv:2303.07839*, 2023.
- [52] Quanjun Zhang, Tongke Zhang, Juan Zhai, Chunrong Fang, Bowen Yu, Weisong Sun, and Zhenyu Chen. A critical review of large language model on software engineering: An example from chatgpt and automated program repair. *arXiv preprint arXiv:2310.08879*, 2023.
- [53] Michael Fu, Chakkrit Tantithamthavorn, Van Nguyen, and Trung Le. Chatgpt for vulnerability detection, classification, and repair: How far are we? *arXiv preprint arXiv:2310.09810*, 2023.
- [54] OpenAI. Openai platform documentation: Continuous model upgrades. <https://platform.openai.com/docs/models/continuous-model-upgrades>, Accessed: 2023.
- [55] Jiachang Liu, Dinghan Shen, Yizhe Zhang, Bill Dolan, Lawrence Carin, and Weizhu Chen. What makes good in-context examples for gpt-3? *arXiv preprint arXiv:2101.06804*, 2021.
- [56] What Makes In-Context Learning Work. Rethinking the role of demonstrations: What makes in-context learning work?
- [57] Shuofei Qiao, Yixin Ou, Ningyu Zhang, Xiang Chen, Yunzhi Yao, Shumin Deng, Chuanqi Tan, Fei Huang, and Huajun Chen. Reasoning with language model prompting: A survey. *arXiv preprint arXiv:2212.09597*, 2022.
- [58] Tom Brown, Benjamin Mann, Nick Ryder, Melanie Subbiah, Jared D Kaplan, Prafulla Dhariwal, Arvind Neelakantan, Pranav Shyam, Girish Sastry, Amanda Askell, et al. Language models are few-shot learners. *Advances in neural information processing systems*, 33:1877–1901, 2020.
- [59] Saikat Dutta, August Shi, and Sasa Misailovic. Flex: fixing flaky tests in machine learning projects by updating assertion bounds. In *Proceedings of the 29th ACM Joint Meeting on European Software Engineering Conference and Symposium on the Foundations of Software Engineering*, pages 603–614, 2021.
- [60] Moritz Eck, Fabio Palomba, Marco Castelluccio, and Alberto Bacchelli. Understanding flaky tests: The developer’s perspective. In *Proceedings of the 2019 27th ACM Joint Meeting on European Software Engineering Conference and Symposium on the Foundations of Software Engineering*, pages 830–840, 2019.
- [61] Ruixin Wang, Yang Chen, and Wing Lam. ipflakies: A framework for detecting and fixing python order-dependent flaky tests. In *Proceedings of the ACM/IEEE 44th International Conference on Software Engineering: Companion Proceedings*, pages 120–124, 2022.
- [62] Paula Branco, Luís Torgo, and Rita P Ribeiro. A survey of predictive modeling on imbalanced domains. *ACM computing surveys (CSUR)*, 49(2):1–50, 2016.
- [63] Connor Shorten, Taghi M Khoshgohar, and Borko Furht. Text data augmentation for deep learning. *Journal of big Data*, 8:1–34, 2021.
- [64] Tim Verdonck, Bart Baesens, María Óskarsdóttir, and Seppe vanden Broucke. Special issue on feature engineering editorial. *Machine Learning*, pages 1–12, 2021.
- [65] Razvan Pascanu, Tomas Mikolov, and Yoshua Bengio. On the difficulty of training recurrent neural networks. In *International conference on machine learning*, pages 1310–1318. Pmlr, 2013.
- [66] Ronan Collobert, Jason Weston, Léon Bottou, Michael Karlen, Koray Kavukcuoglu, and Pavel Kuksa. Natural language processing (almost) from scratch. *Journal of machine learning research*, 12(ARTICLE):2493–2537, 2011.
- [67] J Micco. Flaky tests at google and how we mitigate them—googbogs.com, 2016.
- [68] Ferdian Thung, David Lo, and Lingxiao Jiang. Automatic defect categorization. In *2012 19th working conference on reverse engineering*, pages 205–214. IEEE, 2012.
- [69] Michel Raymond and François Rousset. An exact test for population differentiation. *Evolution*, pages 1280–1283, 1995.
- [70] Kishore Papineni, Salim Roukos, Todd Ward, and Wei-Jing Zhu. Bleu: a method for automatic evaluation of machine translation. In *Proceedings of the 40th annual meeting of the Association for Computational Linguistics*, pages 311–318, 2002.
- [71] Mohammad Mahdi Abdollahpour, Mehrdad Ashtiani, and Fatehmeh Bakhshi. Automatic software code repair using deep learning techniques. *Software Quality Journal*, pages 1–30, 2023.
- [72] Chao Liu, Xuanlin Bao, Hongyu Zhang, Neng Zhang, Haibo Hu, Xiaohong Zhang, and Meng Yan. Improving chatgpt prompt for code generation. *arXiv preprint arXiv:2305.08360*, 2023.
- [73] Ehsan Mashhadi and Hadi Hemmati. Applying codebert for automated program repair of java simple bugs. In *2021 IEEE/ACM 18th International Conference on Mining Software Repositories (MSR)*, pages 505–509. IEEE, 2021.
- [74] Robert F Woolson. Wilcoxon signed-rank test. *Wiley encyclopedia of clinical trials*, pages 1–3, 2007.
- [75] Mikhail Evtkhiev, Egor Bogomolov, Yaroslav Sokolov, and Timofey Bryksin. Out of the bleu: how should we assess quality of the code generation models? *Journal of Systems and Software*, 203:111741, 2023.
- [76] Claire Le Goues, Michael Pradel, and Abhik Roychoudhury. Automated program repair. *Communications of the ACM*, 62(12):56–65, 2019.
- [77] Vahid Garousi and Barış Küçük. Smells in software test code: A survey of knowledge in industry and academia. *Journal of systems and software*, 138:52–81, 2018.
- [78] Wing Lam, Patrice Godefroid, Suman Nath, Anirudh Santhiar, and Suresh Thummalapenta. Root causing flaky tests in a large-scale industrial setting. In *Proceedings of the 28th ACM SIGSOFT International Symposium on Software Testing and Analysis*, pages 101–111, 2019.

- [79] Martin Gruber and Gordon Fraser. A survey on how test flakiness affects developers and what support they need to address it. In *2022 IEEE Conference on Software Testing, Verification and Validation (ICST)*, pages 82–92. IEEE, 2022.
- [80] Nhan Nguyen and Sarah Nadi. An empirical evaluation of github copilot’s code suggestions. In *Proceedings of the 19th International Conference on Mining Software Repositories*, pages 1–5, 2022.
- [81] Francisco Ribeiro, José Nuno Castro de Macedo, Kanae Tsushima, Rui Abreu, and João Saraiva. Gpt-3-powered type error debugging: Investigating the use of large language models for code repair. In *Proceedings of the 16th ACM SIGPLAN International Conference on Software Language Engineering*, pages 111–124, 2023.
- [82] Julian Aron Prenner, Hlib Babii, and Romain Robbes. Can openai’s codex fix bugs? an evaluation on quixbugs. In *Proceedings of the Third International Workshop on Automated Program Repair*, pages 69–75, 2022.
- [83] Chunqiu Steven Xia, Yuxiang Wei, and Lingming Zhang. Automated program repair in the era of large pre-trained language models. In *Proceedings of the 45th International Conference on Software Engineering (ICSE 2023)*. Association for Computing Machinery, 2023.
- [84] Chunqiu Steven Xia and Lingming Zhang. Less training, more repairing please: revisiting automated program repair via zero-shot learning. In *Proceedings of the 30th ACM Joint European Software Engineering Conference and Symposium on the Foundations of Software Engineering*, pages 959–971, 2022.