
NOISE-AWARE QUANTUM SOFTWARE TESTING

Asmar Muqet
Simula Research Laboratory
University of Oslo
Oslo
asmar@simula.no

Tao Yue
Simula Research Laboratory
Oslo
tao@simula.no

Shaukat Ali
Simula Research Laboratory and
Oslo Metropolitan University
Oslo
shaukat@simula.no

Paolo Arcaini
National Institute of Informatics
Tokyo
arcaini@nii.ac.jp

ABSTRACT

Quantum Computing (QC) promises computational speedup over classic computing for solving some complex problems. However, noise exists in current and near-term quantum computers. Quantum software testing (for gaining confidence in quantum software’s correctness) is inevitably impacted by noise, to the extent that it is impossible to know if a test case failed due to noise or real faults. Existing testing techniques test quantum programs without considering noise, i.e., by executing tests on ideal quantum computer simulators. Consequently, they are not directly applicable to testing quantum software on real QC hardware or noisy simulators. To this end, we propose a noise-aware approach (named *QOIN*) to alleviate the noise effect on test results of quantum programs. *QOIN* employs machine learning techniques (e.g., transfer learning) to learn the noise effect of a quantum computer and filter it from a quantum program’s outputs. Such filtered outputs are then used as the input to perform test case assessments (determining the passing or failing of a test case execution against a test oracle). We evaluated *QOIN* on IBM’s 23 noise models with nine real-world quantum programs and 1000 artificial quantum programs. We also generated faulty versions of these programs to check if a failing test case execution can be determined under noise. Results show that *QOIN* can reduce the noise effect by more than 80%. To check *QOIN*’s effectiveness for quantum software testing, we used an existing test oracle for quantum software testing. The results showed that the F1-score of the test oracle was improved on average by 82% for six real-world programs and by 75% for 800 artificial programs, demonstrating that *QOIN* can effectively learn noise patterns and enable noise-aware quantum software testing.

Keywords Software and its engineering · Software testing and debugging · Computing methodologies · Instance-based learning · Quantum Computing · Machine learning.

1 Introduction

There has been an increased interest in quantum software engineering over the past few years, focusing on designing, developing, and testing quantum computing (QC) applications [1, 2, 3, 4, 5, 6, 7, 8]. This growth of interest is due to the computational power promised by quantum computers to solve a particular class of problems more efficiently than classic computers [9]. In addition, quantum computers (IBM [10], Google [11], Honeywell [12]), and quantum computer simulators such as QuEST [13], QX [14], and IBM’s Qiskit Aer simulator [15] are becoming available. However, quantum computers are susceptible to hardware noise due to immature hardware and environmental factors (e.g., magnetic fields, radiations) [16, 17]. Noise affects the accuracy of calculations a quantum computer performs, thus resulting in incorrect program outputs. Such computers with inherent noise are known as Noisy Intermediate-Scale Quantum (NISQ) computers [18].

Quantum software testing aims to cost-effectively find quantum software bugs to achieve a certain level of confidence in their correctness [19, 20, 21, 22, 1]. Testing quantum software is challenging due to the inherent quantum mechanics’ features, such as superposition and entanglement [19, 22]. In addition, noise brings another layer of complexity to the challenge. For example, when checking test results, it becomes difficult to conclude whether a test case execution failed due to a faulty quantum program or noise. Existing quantum software testing approaches mainly focus on adopting classic software testing techniques, such as applying combinatorial testing [23], defining coverage criteria [24, 4], relying on search-based testing [3, 25], mutation testing [26, 27, 25, 5], metamorphic testing [28, 29], property-based testing [30], and fuzz testing [31]. However, these works perform testing on ideal (i.e., noise-free) quantum computer simulators, so test results cannot be trusted when testing on quantum computers with noise or noisy simulators.

In addition, using simulators for test execution is time-consuming. For instance, for a 7-qubit quantum program, it may take 12 hours to complete an execution of a single input [32]. Testing usually requires the execution of multiple inputs; hence, it is limited by the computational cost of simulators of a few qubits. Therefore, we need proper ways to filter the noise to support the testing of quantum programs directly on NISQ computers. This is, however, not easy since each NISQ computer exhibits a different noise effect on the outputs of the same program [33], implying that a program’s outputs (due to noise) vary on each NISQ computer.

In summary, on NISQ computers, quantum noise prevents us from applying existing testing methods for testing quantum programs directly. Therefore, we propose an approach to make Quantum sOftware testIng Noise-aware (*QOIN*) to alleviate the effect of noise on testing quantum programs on NISQ computers.

QOIN uses supervised machine learning to reduce the effect of noise on test results. *QOIN* trains a fully connected neural network to learn general noise patterns of a NISQ quantum computer. The effect of noise on the output of a quantum program is not only specific to each NISQ computer but also specific to each program. Therefore, a network that learns only the general noise pattern of a NISQ computer may not be able to minimize circuit-specific noise. To alleviate this limitation, *QOIN* uses a transfer learning method to learn circuit-specific noise. *QOIN* uses circuit-specific models to predict the correct output of a program from a noisy output. Such predicted output can then be assessed with a given test oracle.

Our key contributions are: 1) A novel approach to reduce noise’s effect on the test results of a quantum program; 2) Empirical evaluation using IBM’s 23 quantum computer noise models with nine open-source real-world quantum programs; 3) An extended empirical evaluation with 1000 diverse quantum circuits generated with Qiskit to assess *QOIN*’s applicability for diverse circuits; and 4) Empirical evaluation of *QOIN* with a published quantum test oracle to show its effectiveness in aiding test case assessment on noisy quantum computers and simulators.

Our results showed that *QOIN* can effectively learn and reduce the effects of noise more than 80%. We used an existing test oracle [23, 3] for quantum software testing with *QOIN*. On average, the F1-score of the test oracle was improved by 82% for six real-world programs and by 75% for 800 diverse artificial programs.

The rest of the paper is structured as follows. Section 2 provides the necessary background. Section 3 positions our work in the literature. Our approach *QOIN* is presented in Section 4. Section 5 presents the experiment design. Section 6 provides the experiment results. Section 7 discusses the overall results. Section 8 concludes the paper and discusses the future direction.

2 Background

2.1 QC Basics and Example

Classic computing uses classic bits that can only be in one of two states: 0 or 1. QC’s basic unit of information is quantum bit or *qubit*, which can exist in a *superposition* of $|0\rangle$ and $|1\rangle$ with amplitudes (α) associated with them. Amplitude α is a complex number consisting of a *magnitude* and a *phase* in its polar form. We represent a qubit in the Dirac notation [34] as: $|\psi\rangle = \alpha_0|0\rangle + \alpha_1|1\rangle$, where α_0 and α_1 are the amplitudes associated with states $|0\rangle$ and $|1\rangle$, respectively. The probabilities of a qubit being in $|0\rangle$ or $|1\rangle$ are given by the square of the magnitude of α_0 and α_1 , with the sum of all squared magnitudes being equal to 1: $|\alpha_0|^2 + |\alpha_1|^2 = 1$. For example, the probability of being in state $|0\rangle$ is $|\alpha_0|^2$.

Qubits are manipulated via quantum gates. A quantum gate is a unitary operator which changes a qubit’s state based on a unitary matrix [35]. For example, the *Hadamard* gate puts a qubit into superposition. Currently, we program gate-based quantum computers as quantum circuits in which the logic of a program is represented as a sequence of quantum gates applied on qubits.

Figure 1 shows a GHZ (Greenberger-Horne-Zeilinger) state, defined with a three-qubit *entanglement* program written in Qiskit [15]. The program puts three qubits in *entanglement*, i.e., when being read, they have the same value (either

```

1. #initialize the empty circuit
2. qc = QuantumCircuit()
3. # create 3 qubits
4. qubit_1 = QuantumRegister(1, 'qubit_1')
5. qubit_2 = QuantumRegister(1, 'qubit_2')
6. qubit_3 = QuantumRegister(1, 'qubit_3')
7. # create 3 classic registers
8. qubit_1c = ClassicalRegister(1, 'qubit_1c')
9. qubit_2c = ClassicalRegister(1, 'qubit_2c')
10. qubit_3c = ClassicalRegister(1, 'qubit_3c')
11. # Apply a Hadamard gate on qubit_1
12. qc.h(qubit_1)
13. # Entangle qubit_1 with 2, 2 with 3
14. qc.cx(qubit_1, qubit_2)
15. qc.cx(qubit_2, qubit_3)
16. # measure the qubits for readout
17. qc.measure(qubit_1, qubit_1c)
18. qc.measure(qubit_2, qubit_2c)
19. qc.measure(qubit_3, qubit_3c)

```

Figure 1: Illustrating three-qubit GHZ state in Qiskit

Table 1: The ideal and noisy outputs of a three-qubit entanglement program (see Figure 1) after being executing 1024 times on both an ideal and a noisy simulator. Column *Probability* shows the probability of having a specific output.

	Probability							
State	000	001	010	011	100	101	110	111
Ideal	0.495	-	-	-	-	-	-	0.505
Noisy	0.476	0.013	0.007	0.016	0.008	0.019	0.020	0.443

$|0\rangle$ or $|1\rangle$). In lines 1-10, the program initializes a quantum circuit with three qubits ($qubit_1$, $qubit_2$, $qubit_3$), and three classical registers ($qubit_1c$, $qubit_2c$, and $qubit_3c$) for storing the final states of the qubits. At line 12, the program applies a *Hadamard* gate on $qubit_1$ to put it in the superposition of $|0\rangle$ and $|1\rangle$. At line 14, $qubit_1$ and $qubit_2$ are entangled via the controlled-not gate (cx). Since $qubit_1$ is already in superposition, after cx , the program is in a superposition of $|00\rangle$ and $|11\rangle$. At line 15, the program entangles $qubit_2$ and $qubit_3$ via another cx . Then, the program has all the qubits entangled: reading them will result in either $|000\rangle$ or $|111\rangle$ with 50% probability. Lines 17-19 show that three *measure* operations are applied to read the qubits and store results in classic registers $qubit_1c$, $qubit_2c$, and $qubit_3c$.

2.2 Quantum Noise

Noise may originate from various sources. First, environmental characteristics (e.g., magnetic fields, radiations) affect computations performed by qubits [16, 17]. Interactions of qubits with environments can cause disturbances and loss of information in quantum states, commonly known as *decoherence* [36]. Second, unwanted interactions of qubits exist among themselves even when perfectly isolated from the environment, called *crossstalk noise* [37, 38, 39]; this leads to unwanted quantum states, thus affecting the computation performed by qubits. Third, noise is caused by imprecise quantum gate calibrations, which are required to optimize gate parameters to reduce errors and improve their fidelity [40]. Minor errors in such calibration often result in minor changes of phases, amplitude, etc., in qubits, which may not directly destroy a quantum state but could lead to undesired states after a sequence of gate operations [41]. Note that any qubit in a quantum program can be affected by noise at any stage, resulting in an accumulated noise effect on the program's output.

As an example, we show the impact of noise on the quantum program reported in Figure 1; the ideal output of the program is to give almost an equal probability of having either state $|000\rangle$ or $|111\rangle$ after 1024 executions (see Table 1). However, when running on a NISQ computer, the program can have eight output states of various probabilities (see Table 1). Thus, due to noise, a program can produce wrong output states or correct output states with wrong probabilities.

Furthermore, each quantum computer exhibits a unique noise effect [33]; thus, outputs of the same program on different computers can be different.

Moreover, noise in NISQ computers not only differs in each NISQ computer, but it is also specific for each quantum program. This requires any noise learning strategy to be not only computer-specific but also program-specific, making it harder to generalize across computers and programs.

3 Related work

Noise in quantum computers. The work in [33] studies the NISQ computer noise and concludes that such noise is distinguishable across NISQ hardware with machine-learning techniques since each computer has its own noise footprint that can be learned. Specifically, the authors used a quantum circuit as a testbed and executed it on several NISQ devices. The execution data was then used to train a machine learning model to classify which execution belongs to which NISQ device. The model had an accuracy of 99%, showing that each NISQ device has a unique noise fingerprint. In contrast to [33], our goal is to use machine learning not to classify but to minimize the effect of noise on the output of a quantum program. Another recent study [42] compares executions of a quantum circuit across different NISQ computers by providing a holistic picture of the quantum circuit’s fidelity on different NISQ devices to identify NISQ computers with minimal noise.

Quantum software testing. Some approaches have been proposed in the literature for quantum software testing. Huang and Martonosi [43] proposed an assertion and breakpoint strategy for debugging quantum programs using a statistical test. A projection-based method was proposed in [44] to add assertions to quantum programs at run-time. Quito [24, 45] introduces input-output coverage criteria with two test oracles. QMutPy [6] is a mutation testing tool for quantum programs built on MutPy [46]. A metamorphic testing approach was presented in [28] to test quantum programs with defined metamorphic relations. QSharpTester [4] presents an equivalence class partitioning approach, for quantum programs of multiple subroutines, to partition input space into classes such as classical, superposition, and mixed states. QSharpCheck [30] is a property-based test strategy for testing Q# quantum programs, which relies on their general properties being defined as a logical style of pre- and post-conditions. QuanFuzz [31] is a fuzzing testing approach for quantum programs. QuSBT [3] is a search-based strategy that generates test suites with the maximum number of failing tests. MutTG [25] is a search-based generator that tries to generate test suites that kill the maximum number of non-equivalent mutants with the minimum number of test cases. QuCAT [23] applies combinatorial testing for testing quantum programs. Muskit [5] defines mutation operators to generate mutated versions of quantum programs. In [7, 8], bug identification and classification approaches for quantum programs were presented. Bugs4Q [47] is a benchmark of real-world bugs in quantum programs written in Qiskit and test cases to catch similar bugs. The authors of study [21] discussed the applicability of classic debugging tactics (e.g., backtracking, cause elimination, and brute force) in the context of quantum programs and showed which ones can be used for identifying bugs in quantum programs. To ensure quantum software stacks (QSS) such as Qiskit [15] reliably support the development of quantum programs, Qdiff [48] and MorphQ [29] were proposed, which rely on differential and metamorphic test strategies, respectively, for testing QSS.

None of these existing approaches can be directly applied to test quantum programs in NISQ computers or noisy simulators. To bridge the gap, we propose *QOIN* to eliminate the noise effect such that these existing techniques can be used to test quantum programs on NISQ computers and noisy simulators.

4 Approach

As shown in Figure 2, *QOIN* has three modules: *Baseline Trainer*, *Baseline Tuner*, and *Test Analyzer*, which will be detailed in Sections 4.1-4.3. For automated testing, a test oracle is typically required to assess the result of a test case. Such assessment is usually done by comparing an observed output of a test case against *Program Specification*. For the training purpose, *QOIN* also relies on the program specification to guide the neural network for learning the noise pattern of a NISQ computer. *QOIN* also uses a *Noisy Backend*, which is either a NISQ computer or a simulator with a noise model of a NISQ computer for noisy program execution. Noise models approximate the behavior of quantum noise for a specific NISQ computer [49]. For example, Qiskit provides 47 noise models [50] calibrated frequently to approximate the effect of noise on IBM’s NISQ computers, which changes over time.

4.1 Baseline Trainer

This module learns a general noise pattern of a given noisy backend since each NISQ computer has a unique noise fingerprint [33]. Therefore, we need to learn one dedicated neural network per noisy backend. *Baseline Trainer* has

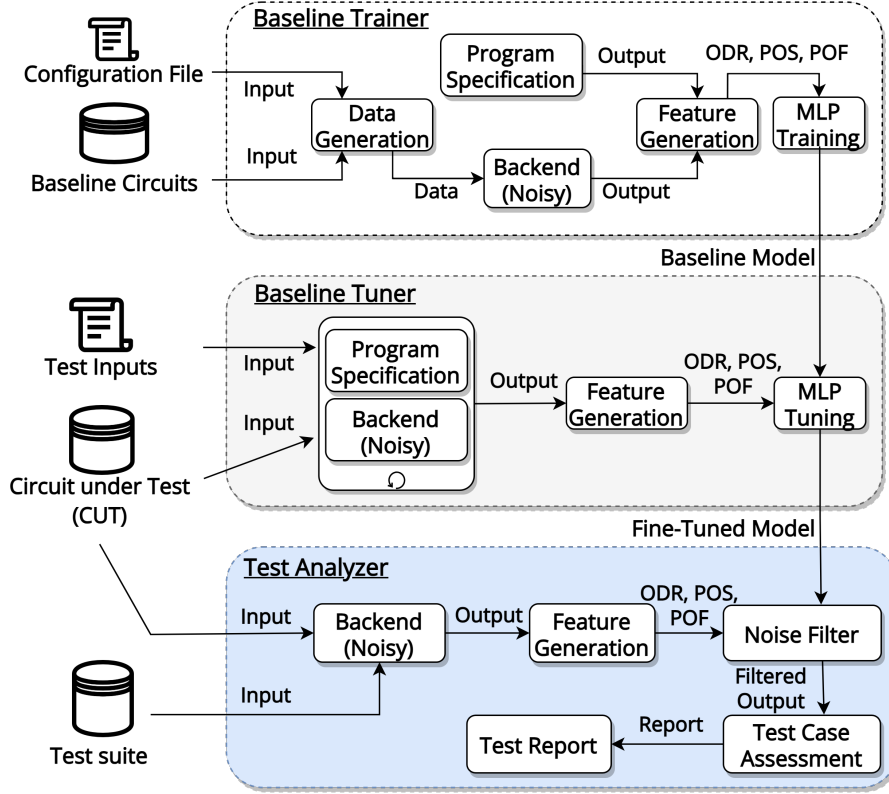


Figure 2: Overview of *QOIN*. ODR is the Odds ratio for each output; POS is the Probability of success for each output; POF is the Probability of failure for each output.

three components: *Data Generation*, *Feature Generation*, and *MLP Training*, described below along with a running example.

4.1.1 Data Generation

This component takes the *Configuration File* and *Baseline Circuits* as input and generates the input data for quantum circuits to execute on the noisy backend. *Baseline Circuits* are quantum circuits required to produce training and testing data for the neural network. *Configuration File* specifies the input parameters of each circuit, which are used for guiding the generation and controlling the input data required for circuit executions. A quantum circuit takes input parameters in three formats: integer, binary, and string expression. In the configuration file, one can specify each parameter’s range (e.g., the minimum and maximum of an integer).

One can also specify the percentage of input space to be explored for data generation since executing a quantum circuit with all possible inputs can be computationally expensive. For instance, as shown in the example in Figure 1, before superposition, the input to the circuit will be binary, i.e., a three-bit string ranging from 000 to 111. In the configuration file, we can specify the percentage of these inputs we want to cover (e.g., 50%). We can also define a possible minimum and maximum value (e.g., from 001 to 101), where the generated input will start from 001 and end at 101, depending on the percentage value.

Data Generation generates input data for executing a quantum circuit on the noisy backend (see Figure 2). The program specification is used as the ground truth for neural network training. The outputs from the noisy backend and the program specification are delivered to the *Feature Generation* component as input.

4.1.2 Feature Generation

A quantum circuit cannot be directly used as input for classic neural network training because classic neural networks require a descriptive representation of data to extract features during training [51, 52, 53, 54]. Therefore, the *Feature Generation* component generates three descriptive features (i.e., *Odds Ratio*, *Probability of Success*, and *Probability*

of Failure) for each circuit in *Baseline Circuits*. These features have been used to solve several machine learning problems [55, 56, 57]. All these features are calculated by utilizing the outputs from both the program specification and the noisy backend. With these three features, we map the noise learning problem as a supervised regression problem, which can be addressed with a trained neural network.

Odds Ratio (ODR) defines the odds of one event in the presence of another one [58]. There can be multiple states as the outcome of an execution of a quantum circuit. For example, the GHZ example (Figure 1) has two output states: 000 and 111. We call them *target states*. Odds ratio is calculated as the probability of one target state divided by the sum of the probabilities of the others: $ODR_t = \frac{POS_t}{1-POS_t}$, where POS_t defines the probability of a target state t observed after the program execution on the noisy backend, and $1 - POS_t$ is the sum of the probabilities of all the other observed states.

Probability of Success (POS) of a target state is the probability of a state after the execution of a quantum circuit, which is calculated by dividing the frequency of the target state by the sum of frequencies of all output states: $POS_t = \frac{frequency_t}{\sum_{i=1}^n frequency_i}$, where $frequency_t$ is the number of times a target state t occurred in circuit execution, n is the total number of unique output states of a quantum circuit, and $frequency_i$ defines the occurrence value for the other output states.

Probability of Failure (POF) of a target state t is the likelihood of no occurrence, i.e., the complement of POS: $POF_t = 1 - POS_t$. After the feature calculation, the three features are used as input for *MLP Training*.

4.1.3 MLP Training

We chose a commonly used, fully connected, multi-layer neural network called Multilayer Perceptron (MLP) [51, 52, 53, 54] to train a neural network for our problem on the generated feature dataset. We split the dataset into training and test sets with a ratio of 80 to 20, following a common practice [59, 60, 61]. The *MLP Training* component uses the Ktrain library [62] for automatic neural network architecture and hyperparameter selection. The library provides standard functions that use different algorithms, such as the cyclical learning rate policy in [63], to simulate neural network training for several iterations to find optimal parameters. We selected Mean Absolute Error (MAE) as the loss function for neural network training [64, 65], commonly used for training regression models.

4.2 Baseline Tuner

As explained in Section 2.2, noise has a specific fingerprint for each NISQ computer [33]. Therefore, *Baseline Trainer* must learn a noise pattern for each noisy backend. However, noise also depends on the arrangement of qubits in a circuit and gate operations performed with specific inputs (named *circuit-specific noise*).

For instance, quantum circuits usually have a sequence of conditional gates, such as one qubit controlled-Not and multi-qubit controlled-Not, each of which acts on a target qubit depending upon one or more control qubits. The execution of a circuit with conditional gates leads to different circuit paths for each input. Conditional gates are affected by noise; therefore, each input will have a different noise effect depending upon whether the conditional gates make different execution paths in a circuit for each test input. This makes the noise also input-specific. As a result, for a given noisy backend, it is not guaranteed that the baseline MLP model learned for the backend will still be reasonably accurate when applied for all possible quantum circuits and inputs to be executed on the same backend. To address this challenge, we propose *Baseline Tuner* to fine-tune the baseline MLP model trained in the *Baseline Trainer*.

Specifically, *Baseline Tuner* incorporates circuit-specific noise into the baseline MLP model for each noisy backend. As shown in Figure 2, a Circuit Under Test (CUT) and a set of predefined test inputs of the CUT are used as the input to *Baseline Tuner*.

Note that, regarding the predefined test inputs, we refer to inputs used by developers to verify if a certain implementation of a program is correct, i.e., these predefined test inputs are non-failing test cases. *Baseline Tuner* executes the CUT on the noisy backend with the predefined test inputs, aiming to execute the CUT on different combinations of circuit paths so that the baseline MLP model can learn the input-specific and circuit-specific noise effects on the CUT.

The *Feature Generation* component of *Baseline Tuner* uses the outputs from the noisy backend and the program specification to calculate the feature dataset (see Section 4.1.2) for the *MLP Tuning* component. The *MLP Tuning* component follows a transfer learning process on the baseline model. In machine learning, transfer learning is a method in which a pre-trained neural network on a similar task is used as a starting point for a new task [66]. In our context, using a pre-trained network (i.e., *Baseline Model*) allows the *Fine-Tuned Model* to learn noise patterns with fewer data. The dataset for transfer learning is generated by executing the CUT with given test inputs multiple times (e.g., 100 times, as set in our empirical study). Due to noise and inherent uncertainties of QC, the output of a CUT for

Table 2: Characteristics of the real-world benchmarks. Programs with n in column *#Qubits* denote that, theoretically, they can be programmed with any number of qubits given enough hardware resources.

Real-world Benchmarks	#Qubits	#Gates	Depth
Addition	$7 \sim n$	11	17
Simon	$6 \sim n$	6	14
Greenberger–Horne–Zeilinger state (GHZ)	$3 \sim n$	5	7
Binary Similarity	7	6	9
N-CNOT	7	6	9
Permutations	7	3	12
Phase Estimation	4	15	21
Quantum Fourier Transform (QFT)	5	4	10
Expression Evaluation	3	3	7

each execution is different. Therefore, executing a test input multiple times allows the *Fine-Tuned Model* to capture variations of output states. The hyper-parameters for the transfer learning were set automatically according to the specifications in [62].

4.3 Test Analyzer

This component adds a filter layer between the output of a quantum program and the input to the test assertion module of a given quantum software testing strategy to enable a testing strategy to work on a noisy backend. Specifically, the *Test Analyzer* component takes the *CUT* and a *Test suite* as input. *Test suite* is a collection of test cases that, for example, has been automatically generated by a testing method (e.g., QuCAT [23], QuSBT [3]). The *CUT* and *Test suite* are executed on the noisy backend. The *Feature Generation* component of *Test Analyzer* processes the output from the noisy backend and calculates the three features (see Section 4.1.2) required by the *Noise Filter* component. The *Noise Filter* component uses the three calculated features and the *Fine-Tuned Model* from *Baseline Tuner* to filter the noise out from the output of the *CUT*. This filtered output will then be consumed by the test assertion module of any proposed test method to determine the passing or failing of a test case against the given test specification.

5 Experiment Design

We aim to answer two research questions:

- RQ1** How effective is *QOIN* in reducing the noise effect on quantum programs’ outputs?
- RQ2** How can *QOIN* help testing methods improve their test case assessment?

Below, we present benchmarks in Section 5.1, followed by the experiment settings in Section 5.2, and evaluation metrics in Section 5.3.

5.1 Benchmarks

Real-world Benchmarks. We selected nine quantum programs from two repositories [67, 68] based on the following inclusion criteria: 1) written in Qiskit and publicly available to ensure the experiment’s reproducibility, 2) input qubits greater or equal to three to ensure that the *Data Generation* component can have sufficient input data space, and 3) executable on IBM’s noisy backend. The characteristics of the real-world benchmarks, measured in the number of qubits, gate operations, and circuit depth (the longest sequence of quantum gates in a circuit), are presented in Table 2.

Artificial Benchmarks. We generated 1000 diverse quantum programs with the Qiskit’s random circuit generator [15]. Given the same input, two quantum programs are considered diverse if their outputs differ, which we measure with Jensen Shannon Distance (*JSD*). Its range is from 0 to 1, where 0 means the outputs of two programs are exactly the same and 1 means completely different. Note that *JSD* has been used in the literature to calculate quantum program diversity based on program outputs [69, 70]. For each of the 1000 programs, we calculated the average pairwise *JSD* value as its diversity score. Most benchmarks have an average diversity score of more than 0.5, meaning that on average each generated circuit in terms of output, differs more than 50% from all other circuits.

We also created three faulty versions of each program in both benchmarks using standard conditional quantum gates such as *cx* and *ccx*. Conditional gates can be configured to activate only on a specific test input, which is convenient

for seeding faults in quantum programs in a controllable manner. To assess the effectiveness of *QOIN*, we use the original and the faulty versions of the programs to answer the RQs.

We use Qiskit’s AER simulator [15] integrated with IBM’s provided noise models as a noisy backend. Qiskit provides 47 noise models for IBM quantum processors. Out of these 47, we selected 23 based on the criterion that all available noise models must have at least seven qubits for execution since some selected quantum programs require at least seven qubits for their execution.

5.2 Experiment Settings

We use the Qiskit [15] framework for quantum circuit execution. To automatically obtain the program specifications for the benchmarks, we use Qiskit’s AER simulator without any noise model to obtain the correct program outputs for *MLP Training*. We also introduced the selected 23 noise models to the AER simulator to simulate noisy execution environments.

To evaluate the RQs, we split the quantum programs into two categories, baseline circuits and CUTs. For the real-world benchmarks, we split them using a 70:30 ratio, i.e., 9 programs split into 3 baseline circuits and 6 CUTs.

Although an 80:20 split ratio is more common, we opt for 70:30 for the real-world benchmarks to have at least three baseline programs to generate enough data for training the baseline models. Note that the 80:20 split ratio cannot be achieved if we want to have three baseline programs. The three baseline programs were then inputted to the *Data Generation* component of *Baseline Trainer*. We split the artificial benchmarks using an 80:20 split ratio, commonly used in machine learning pipelines [59, 60, 61], i.e., 80% for CUTs and 20% as baseline circuits for the *Baseline Trainer* component.

For training neural networks, we use the Ktrain [62] library to construct the training and testing pipeline with mean absolute error as the loss function [64, 65]. The hyper-parameters were automatically selected based on the guideline in [62]. After training, *Baseline Trainer* produces 23 baseline MLP models, each of which was fine-tuned in *Baseline Tuner* for each CUT. This results in 138 (6 CUTs, 23 backends) fine-tuned MLP models. These 138 models were used in the *Noise Filter* component to evaluate the RQs. For the artificial benchmarks, with the 80:20 ratio, we obtain 18400 (800 CUTs, 23 backends) fine-tuned models for *Noise Filter* to evaluate the RQs.

The experiment was conducted on a machine with a 12th-generation Intel core i9 processor with 20 logical CPUs, 32 GB of RAM, and an Nvidia RTX-3080ti graphics card.

5.3 Metrics and Statistical Tests

To answer RQ1, we used the Hellinger Distance [71], which is commonly used to compute the similarity of two distributions. In the QC context, it has been used to compare independent execution results of a quantum program on a noisy computer [72, 73, 74]. For each quantum program, the Hellinger Distance between the program specification (P) and the noisy output (P_N), or between program specification and the filtered output (P_F), is calculated as shown in Equation 1:

$$HL_{Ideal-X} = \frac{1}{n} \sum_{i=1}^n \frac{1}{\sqrt{2}} |\sqrt{P} - \sqrt{X}| \quad (1)$$

where n is the number of inputs of a quantum program, and X is either P_N or P_F . The range of Hellinger Distance is between 0 and 1, where 0 means no difference, and 1 means no similarity.

For RQ1, we analyze results from two aspects: from the backend aspect, we average the Hellinger distances of all CUTs for each noisy backend, while from the program aspect, we average the Hellinger Distances of all noisy backends for each CUT. Moreover, to test statistical significance, based on the guideline [75, 76], we used the Kruskal-Wallis [77] test for both the program and backend aspects. The Kruskal-Wallis test compares two or more groups in terms of a quantitative variable to test if any group has a clear difference from the other groups. In our case, we use it to check whether *QOIN* has significantly different performance in terms of the Hellinger Distance across different backends and programs. Similar performance of most noisy backends indicates that *QOIN* can effectively learn and filter noise from different noisy backends. In case of differences in performance, we also use Epsilon Squared effect size and Dunn’s test [78] as recommended posthoc tests for further analyses [76, 79]. For Epsilon Squared effect size, we interpret the values according to the specification given in [76], where an effect size in the range [0.01, 0.08] is interpreted as *Small*, [0.08, 0.26] is interpreted as *Medium*, and [0.26, 1] is interpreted as *Large*.

In RQ2, we used an existing published test oracle for quantum software testing [23, 3]. We compared the test assessment results for the original and faulty programs with and without our approach across all noisy backends. We also

used the Mann-Whitney [80] statistical test and Vargha Delaney \hat{A}_{12} [81] effect size as recommended in [79, 75] for studying the statistical significance of the results. The Mann-Whitney test is used to compare differences between two independent groups. In our case, we use it to compare the ideal test case assessment with *QOIN* integrated test case assessment. To evaluate the magnitude of differences between these two groups, \hat{A}_{12} [81] is interpreted according to [76], where an effect size in the range $(0.34, 0.44]$ and $[0.56, 0.64]$ is interpreted as *Small*, $(0.29, 0.34]$ and $[0.64, 0.71]$ is interpreted as *Medium*, and $[0, 0.29]$ and $[0.71, 1]$ is interpreted as *Large*.

For RQ2, an existing test oracle for quantum software testing is used to perform test case assessments on all possible test inputs for the CUTs. Each CUT is assigned a score at the end of the test case assessments: *Score%*, defined as the average percentage (across all noisy backends) of test inputs for which the CUT failed to pass the test oracle. Test case assessment results for each input are classified as True Positive (TP), False Negative (FN), False Positive (FP), or True Negative (TN), as follows: **TP** - The program specification says faulty and test case assessment after filtering noise with our *QOIN* also says faulty; **FP** - Test case assessment after filtering noise with our *QOIN* says faulty, but the program specification says not faulty; **FN** - test case assessment after filtering noise with our *QOIN* says not faulty, but the program specification says faulty; and **TN** - The program specification says not faulty and test case assessment after filtering noise with our *QOIN* also says not faulty. We calculate F-measure (F1 score) (combining the statistics of precision and recall) [82, 83, 84] for the program specification of all the test inputs and compare them with both noisy test case assessment results and filtered test case assessment results, with the formula below:

$$F1 = 2 * \frac{(Precision \times Recall)}{(Precision + Recall)}, \quad (2)$$

where *Precision* is given by $TP/(TP+FP)$ and *Recall* is given by $TP/(TP+FN)$. The F1 score ranges from 0 to 1, where 0 means all the test case assessments are inconsistent, and 1 means all are consistent.

6 Results and Discussion

6.1 RQ1 – Noise effect reduction

RQ1 assesses *QOIN* regarding the accuracy and quality of the trained neural network in reducing the noise effect from noisy backend. Accuracy is measured with Hellinger Distance (Section 5.3).

6.1.1 Results from the backend aspect

Table 3 shows the average results of the Hellinger Distances from the backend aspect for the real-world and artificial benchmarks. Column HL_{i-n} shows the average difference between the results of the ideal program outputs specified in the program specification and noisy program outputs for each noisy backend across all CUTs; HL_{i-f} shows the difference between results of the ideal program outputs in the program specification and filtered program outputs for each noisy backend across all CUTs, and *Improved%* shows the percentage improvement from HL_{i-n} to HL_{i-f} . From the table, we can see that for the real-world benchmarks, on 18 out of 23 backends, *QOIN* achieved an improvement of over 80%, whereas on backend *Cambridge*¹, *Rochester*, and *Toronto*, *QOIN* achieved the least improvement. For the artificial benchmarks, on 16 backends, *QOIN* achieved an improvement of more than 80% whereas, on backends *Cambridge*, *Rochester*, *Toronto* and *Manhattan*, *QOIN* performed the worst. For both the real-world and artificial benchmarks, on backends *Cambridge*, *Rochester*, and *Toronto*, *QOIN* achieved the least improvement, indicating that these three backends have more considerable noise effect that is hard to be filtered out by *QOIN* than the others for the selected CUTs. Considering all backends, the overall average improvement for real-world programs is 78.9%, and for artificial ones, it is 78.7%, which shows that *QOIN* effectively filtered out the noise effect from the program outputs produced by most of the noisy backends.

To test whether there is a significant difference in the performance of *QOIN* across backends, we present the results of the Kruskal-Wallis test and the Epsilon-Squared effect size. For the real-world benchmarks, from the backend aspect, the p-value is **0.229**, greater than **0.05**, indicating that there is no significant difference among the backends considering the Hellinger Distance and, therefore, the magnitude of noise effect reduction by *QOIN* is similar. For the artificial benchmarks, the p-value is close to **0**, which is less than the **0.05** with a medium range effect size of **0.11** (see Section 5.3). This shows that in terms of Hellinger Distance, significant differences exist among the noisy backends for the artificial benchmarks. To evaluate which noisy backend pairs have significant differences, we performed Dunn’s test for post-hoc analysis. The result showed that each of the three noisy backends (Rochester, Cambridge, and Toronto) had significant differences with all the other backends, which can also be seen in Table 3

¹Qiskit provides two Cambridge backends: Cambridge, and CambridgeV2. These two backends are essentially the same in terms of hardware configuration with only the difference in the measurement basis.

Table 3: RQ1 (the backend aspect) – Results of the average Hellinger Distance for each backend across all CUTs. Column HL_{i-n} (or HL_{i-f}) shows the average Hellinger Distance between the ideal outputs specified in the program specification and noisy (or filtered) program outputs for each noisy backend across all CUTs. Column *Improved%* is the percentage change between HL_{i-n} and HL_{i-f} calculated as $\frac{(HL_{i-n}-HL_{i-f})}{HL_{i-n}} * 100$.

backend	Real-world Benchmarks			Artificial Benchmarks		
	HL_{i-n}	HL_{i-f}	<i>Improved%</i>	HL_{i-n}	HL_{i-f}	<i>Improved%</i>
Almaden	0.47	0.08	83.85	0.22	0.04	81.01
Boeblingen	0.45	0.06	86.82	0.21	0.04	81.70
Brooklyn	0.40	0.05	86.80	0.17	0.03	81.15
Cairo	0.33	0.04	88.91	0.15	0.03	81.29
Cambridge	0.54	0.25	53.33	0.31	0.08	73.59
CambridgeV2	0.54	0.26	52.02	0.31	0.08	73.71
Casablanca	0.42	0.05	87.19	0.17	0.03	82.55
Guadalupe	0.39	0.06	84.08	0.16	0.03	80.90
Hanoi	0.29	0.03	89.94	0.14	0.03	80.48
Jakarta	0.41	0.06	86.18	0.17	0.03	82.42
Johannesburg	0.49	0.10	78.80	0.26	0.04	84.77
Kolkata	0.32	0.03	91.14	0.13	0.03	77.99
Lagos	0.32	0.04	88.96	0.12	0.03	78.23
Manhattan	0.44	0.06	87.38	0.27	0.10	62.00
Montreal	0.34	0.05	84.84	0.15	0.03	80.02
Mumbai	0.35	0.04	88.78	0.17	0.03	83.38
Nairobi	0.38	0.05	87.99	0.17	0.03	82.45
Paris	0.37	0.05	86.72	0.17	0.03	80.70
Rochester	0.59	0.38	35.14	0.40	0.13	67.11
Singapore	0.45	0.07	85.20	0.24	0.04	82.56
Sydney	0.36	0.05	86.92	0.18	0.03	82.30
Toronto	0.57	0.42	26.49	0.30	0.09	69.41
Washington	0.34	0.04	89.23	0.16	0.03	81.77

Table 4: RQ1 (the program aspect) – Results of the average Hellinger Distance for each CUT across all noisy backends for the real-world benchmarks. Column HL_{i-n} (or HL_{i-f}) denotes the average Hellinger Distance between the ideal outputs specified in the program specification and noisy (or filtered) outputs for each CUT across all noisy backends; Column *Improved%* is the percentage change between the HL_{i-n} and HL_{i-f} , calculated as $\frac{(HL_{i-n}-HL_{i-f})}{HL_{i-n}} * 100$.

<i>CUT</i>	HL_{i-n}	HL_{i-f}	<i>Improved%</i>
GHZ	0.246	0.001	99.5
Simon	0.080	0.021	72.9
QFT	0.658	0.083	87.3
Addition	0.569	0.105	81.5
Binary Similarity	0.669	0.170	74.5
Phase Estimation	0.269	0.218	18.9

where these three backends have the least improvement. Due to space limitations, the complete results are provided in the online repository [85].

6.1.2 Results from the program aspect

Table 4 shows the average results of Hellinger Distance difference from the program aspect for the real-world benchmarks. From the table, we can observe that, on average, for 5 out of the 6 CUTs, *QOIN* achieved more than 70% improvement. For program *Phase Estimation*, *QOIN*, however, only achieved an improvement of 18.9%. For the 800 artificial benchmarks, due to space limitation, detailed results are provided in the online repository [85], and we only summarize key findings as follows. Out of the 800 artificial benchmarks, for 783 of them, *QOIN* achieved an average improvement of over 72%; for the other 17 programs, *QOIN* achieved a very minor or no improvement.

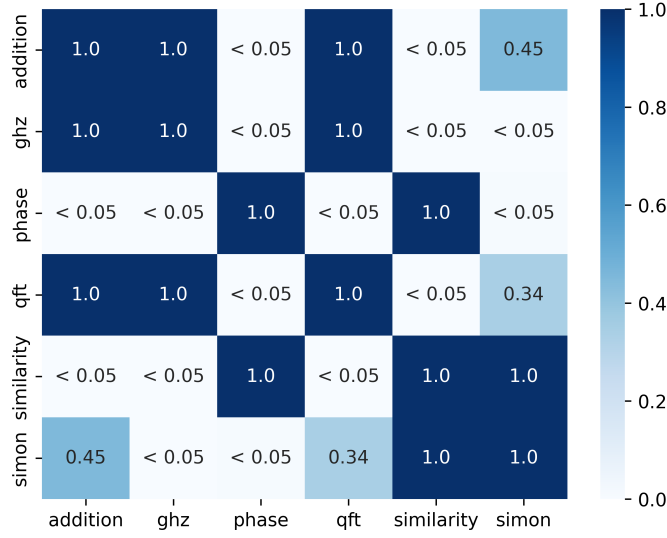


Figure 3: RQ1 (the program aspect) – Dunn’s test results for the real-world benchmarks. The darker blue coloring shows that the magnitude of noise effect reduction in Hellinger Distance is more similar between a pair of programs.

A possible explanation for the exceptions of the *Phase Estimation* program and the 17 artificial programs is that they all consist of more phase gates than other types of gates. This indicates that the noise effect of different noisy backends on programs that only consist of phase gates is challenging to distinguish and requires further analysis. One possible reason could be the train-test split of the baseline circuits and CUTs for the *Baseline Training* component. We selected baseline circuits randomly with a specific split ratio (see Section 5.2). After observing the results for *Phase Estimation* and the 17 artificial programs, we checked the baseline circuits used for training in *Baseline Trainer* component and noticed that selected baseline circuits had fewer phase gates than other types of quantum gates. This could lead to a bias in training, as the training dataset captures the accumulating effect of noise and not individual gate noise. As a result, the imbalance between the number of phase gates and other types of quantum gates could affect the performance of *QOIN* on programs with many phase gates.

In terms of statistical test results of the Kruskal-Wallis test and Epsilon-Squared effect size, for the real-world benchmarks, the p-value is $1.08e^{-15}$ which is less than 0.05 with an effect size of 0.58, indicating that there is at least one program for which *QOIN* performed significantly different than for the others across all noisy backends. We further checked the results of Dunn’s test (Figure 3) for the real-world benchmarks. From Figure 3, we can see that the *Phase Estimation* program clearly differs from the other five programs, which is consistent with what we observed in Table 4. We also see that the *Similarity* program is also similar to *Simon* and *Phase Estimation*, whereas *Addition*, *GHZ*, and *QFT* are similar among each other. One possible reason could be that the circuit structure (in terms of phase gates) of the *Similarity* program is more similar to *Phase Estimation* and *Simon* than to other programs. Similarly, programs *Addition*, *GHZ*, and *QFT* (that have no phase gates) are similar to each other. After *Phase Estimation*, the *Similarity* program has the highest value for HL_{i-f} because it has more phase gates than the other programs, which supports the hypothesis that noise introduced by phase gates is more difficult to distinguish than for other quantum gates.

In terms of statistical test results of the Kruskal-Wallis test and Epsilon-Squared effect size, for the artificial benchmarks, the p-value is close to 0, which is less than 0.05 with an effect size of 0.64. This indicates a significant difference in terms of *QOIN*’s performance among the artificial benchmarks. Dunn’s test results show that 17 out of the 800 artificial benchmarks (consisting of phase gates) have significant differences among themselves and with the others. Due to space limitations, the detailed results are available in the online repository [85].

This observation opens up a question of whether *QOIN* can generalize noise learning among similar programs for all noisy backends. To answer this question, we identify groups of similar artificial benchmarks based on their output diversity scores (*JSD*) (see Section 5.1), and then quantify the average pairwise difference for HL_{i-f} (Table 4) for programs in each group across all noisy backends. To identify program groups, we rounded the diversity score to one decimal place and identified four different score groups ranging from 0.5 to 0.8. Table 5 presents the results.

As shown in Table 5, 485 out of the 800 CUTs have an average diversity score of 0.6, whereas only 16 CUTs have a diversity score of 0.8. Like Table 4, for each program in each average diversity score group, its HL_{i-f} values across

Table 5: RQ2 – Average pairwise differences in Hellinger Distance (column *Avg. Pairwise HL*) for the programs with a similar diversity score. The first column shows the average diversity score (in *JSD*) groups, and the second column is the number of CUTs belonging to each group.

<i>Avg. Diversity Score Group</i>	<i># Programs</i>	<i>Avg. Pairwise HL</i>
0.5	46	0.025
0.6	485	0.031
0.7	236	0.038
0.8	16	0.028

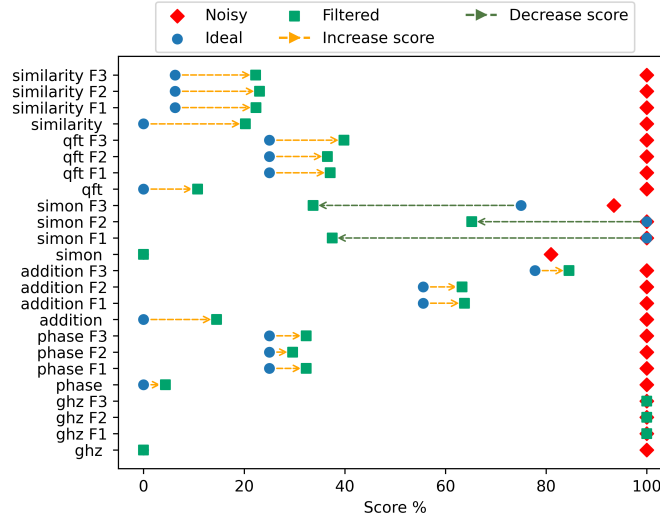


Figure 4: RQ2 – Results of the test case assessment for the original and its faulty programs of the real-world benchmarks across all noisy backends on average. The x-axis (*Score %*) is the average percentage of inputs on which a program failed the test case assessment across all backends; the y-axis labels the original programs (e.g., *qft*) and its three faulty ones (e.g., *qft F1*, *qft F2* and *qft F3*).

all noisy backends are averaged. For *QOIN* to have a similar magnitude of noise effect reduction for a particular group of programs, the average pairwise difference in HL_{i-f} should be as close to zero as possible. Table 5 shows that the average pairwise difference in HL_{i-f} for all groups is greater than 0.02 but less than 0.04, with the maximum value being 0.038. This shows that for any pair of programs with similar output distributions, *QOIN* generalizes the amount of noise effect it filters from the programs’ output.

Answer to RQ1: *QOIN* can effectively reduce the noise effect on the outputs of a quantum program being run on most noisy backends by more than 80%. With a pairwise difference of less than 0.04 for a group of similar quantum programs, *QOIN* also generalizes the amount of noise effect it filters out from outputs of quantum programs.

6.2 RQ2 – Test case assessment improvement

To answer RQ2, we integrated *QOIN* with the test oracle defined and used in two quantum software testing methods [23, 3], based on which the test case assessment was performed for test execution results on the original programs and their three faulty versions across all noisy backends.

6.2.1 Categorizing noise effect migrations in test case assessments

Figure 4 shows the average results of the test case assessments for all noisy backends on the original and faulty programs (with suffixes of F1, F2, F3) of the real-world benchmarks. The x-axis is *Score%*: the percentage of test inputs for which a particular program failed to pass the test assessment. The figure shows the test case assessment of

Table 6: RQ2 – Summary of the number of quantum programs falling into the three noise effect migration cases: Case-1–No difference; Case-2–Decrease from the ideal to filtered; Case-3 - Increase from the ideal to filtered. Row *Effect (Large)* shows the number of programs that have a large effect size (Vargha-Delaney A12).

	Real-world Benchmarks		Artificial Benchmarks	
	<i>Original</i>	<i>Faulty</i>	<i>Original</i>	<i>Faulty</i>
Case-1	2	3	237	285
Case-2	0	3	0	564
Case-3	4	12	563	1551
Effect (Large)	1	6	9	576

faulty and non-faulty programs on a noise-free simulator being compared with outputs in the program specifications (ideal), as the blue dots. Where the original programs exhibit no fault, as the six blue dots, with two of them overlapped with the green squares, are all located at the 0% position on the x-axis. Assessment results for the noisy backends without *QOIN* (denoted with red diamonds) indicate that most of the programs failed on 100% of the inputs. In the figure, the green squares denote the test case assessment results after applying *QOIN*, and the dashed arrows visualize the difference between the ideal outputs and the results after applying *QOIN*. We can clearly see that *QOIN* allowed test case assessment with the noisy backend much closer to the program specification (as the yellow dashed lines connecting results of the program specification (ideal) and noisy backend with *QOIN* applied are very short).

The figure illustrates three cases: **Case-1–no difference** in the scores of the ideal outputs and results from the noisy backend and filtered with *QOIN*, which is illustrated as overlapped blue dots and green squares, i.e., *simon* and *ghz* in the figure; **Case-2–decrease** in the scores in terms of the noise effect migration from the ideal outputs to the noisy backend, indicating fewer inputs failed and more false negatives in the test case assessment results with *QOIN* on the noisy backend (e.g., the dashed green arrow on *simon F3*); **Case-3–increase** in the scores in terms of the noise effect migration from the ideal outputs to the noisy backend (e.g., the dashed yellow arrow on *addition*), telling that more inputs failed and more false positives observed in filtered test case assessment results.

Test inputs can have different results on different noisy backends; therefore, we use the Mann-Whitney statistical test and Vargha Delaney A12 effect size [81] to compare the scores achieved by comparing the ideal outputs in the program specification with those from the noisy backends and filtered with *QOIN* for all noisy backends. From Table 6, we can observe that, for the six real-world benchmarks, four of them fall into Case-3, among which only one exhibits a large effect size on the significant difference between the ideal outputs in the program specification and results from the noisy backend filtered with *QOIN* across all noisy backends. For the 18 faulty programs, only 6 have a large effect size, for which the ideal outputs are significantly better than that from the noisy backend and filtered by *QOIN* across all noisy backends. For the artificial benchmarks, only nine of the 800 original programs show a large effect size on the significance when comparing the ideal outputs and results from the noisy backends filtered with *QOIN* across all noisy backends, and 24% (576 out of 2400) of the faulty programs exhibit significant differences.

6.2.2 Calculating F1-score of *QOIN* in test case assessment

In the real-world and artificial benchmarks, we observed many programs changed in *Score%* (see Section 5.3), though only a small portion shows a large effect size on the significance (Table 6). Such changes occurred due to false positives (Case-3) or false negatives (Case-2) produced by *QOIN*. To evaluate the quality of *QOIN* in reducing false positives or false negatives, we calculate the F-measure (F1-score). A typical test case assessment is similar to binary classification in that each assessment results in either a fault or not. We compare the F1-score (see Equation 2) for the test case assessment with *QOIN* and without *QOIN* for all programs across all noisy backends. Results are summarized in Table 7.

From Table 7, we can observe that after integration with *QOIN*, the F1 score improved from 61% to 82% for the real-world benchmarks and 44% to 75% for the artificial benchmarks. Typically, having many false positives shows that the test case assessment is unreliable. In Table 7, we can see that the average number of false positives without *QOIN* is quite high, whereas with *QOIN* it is reduced significantly (from 118.95 to 58.86, and from 9592.52 to 1083.39). However, *QOIN* also introduced false negatives, indicating that for some test inputs, *QOIN* was not able to distinguish faults from noise. Overall, the F1 score of *QOIN* is quite close to the ideal F1 score of 1.0, showing that it can be used to improve the test assessment of existing test methods for noisy backends.

Table 7: RQ2 – Average F1-score for all test inputs across all noisy backends. A higher F1-score means a lower chance of having false positives or negatives. Columns *w/o QOIN* and *with QOIN* show the average F1-score for all test inputs across all noisy backends without *QOIN* and *with QOIN*, respectively.

	Real-world Benchmarks		Artificial Benchmarks	
	w/o QOIN	with QOIN	w/o QOIN	with QOIN
Avg. F1-score	0.61	0.82	0.44	0.75
Avg. False Positives	118.95	58.86	9592.52	1083.39
Avg. False Negatives	0	4.0	0	2604.62
Total Test Inputs	528		25600	

Answer to RQ2: *QOIN* can be integrated effectively with existing test methods for testing quantum programs on a noisy backend, and *QOIN* can reduce the gap between the program specification and test case assessments on program outputs from the noisy backend with an average F1-score of 82% (for the real-world benchmarks) and 75% (for the artificial benchmarks).

6.3 Threats to validity

External validity: We selected a small set of real-world quantum programs for evaluating *QOIN*; therefore, it threatens the generalizability of the results. Though we understand that more programs help improve generalizability, we only found a handful of real-world quantum programs that can be used for our evaluation. To mitigate this threat, we generated 1000 artificial quantum programs by following a common practice from [48, 29]. We also selected quantum programs/circuits that operate on a small number of qubits, which may also affect the generalizability. Indeed, the effect of noise depends on the number of qubits, i.e., a higher number of qubits will increase the chances of errors due to noise. However, we cannot choose quantum programs with a large number of qubits since doing so will restrict the selection of noisy backends to use and make the programs requiring a large number of qubits impossible to execute on all noisy backends. Out of 47 available noisy backends, only 23 have a qubit count of at least seven that we chose in our experiments. The next threat is related to improper optimization of hyperparameters of machine learning algorithms. ML models can easily over-fit the training data which affects the generalizability of the model. To reduce this threat, we followed the guidelines of [62, 63] to construct our machine-learning pipeline for auto-tuning the parameters and monitoring the training loop to avoid over-fitting.

Construct Validity: To reduce the threats concerning the evaluation metrics, we used Hellinger Distance (see Section 5.3) to measure the diversity of outputs of quantum programs, which has been widely used to compare the outputs of quantum programs [72, 73, 74]. We also used F1-score to measure the quality of *QOIN* in noise effect reduction, which is a standard quality metric used to evaluate binary classification problems [82, 83, 84]. For statistical tests, we followed the guidelines provided in [75, 76, 79].

Conclusion Validity: Not applying *QOIN* on real NISQ computers is a threat to the conclusion validity of the evaluation. Available NISQ computers offer limited public access, making it infeasible to evaluate *QOIN* on them. To mitigate this threat, we used noise models provided by IBM for their real quantum computers. Each noise model closely approximates the behavior of an IBM quantum processor and is updated frequently.

7 Overall Discussion

Implication. *QOIN* enables testers to test quantum programs on a noisy backend with a given testing method that requires checking program outputs for correctness based on test oracles. With *QOIN*, a tester can effectively reduce noise effect from program outputs (i.e., more than 80%, see Section 6.1), thereby enabling the tester to conclude with a certain degree of confidence on whether a failure was observed due to a fault in a program or hardware noise (i.e., improved test assessment F1-score by, at least, 75%, see Section 6.2). Our results also showed that *QOIN* generalizes across all the studied backends except for Rochester, Cambridge, and Toronto. In the future, we will conduct dedicated experiments to study whether *QOIN* can be generalized to these backends and beyond. In terms of quantum programs, *QOIN* generalizes for programs with similar output distributions.

Application. From the application perspective, a tester shall perform three steps to test a quantum program (i.e., p) on a noisy backend (i.e., b) with a test suite (i.e., ts) generated with any test method: (1) The tester obtains the baseline model of b from our repository if available; otherwise, the tester can use the *Baseline Trainer* component for training

a baseline model from scratch; (2) The tester then tunes the baseline model for p with a subset of inputs from ts using the *Baseline Tuner* component provided by *QOIN*; and (3) the tester uses the *Test Analyzer* component provided by *QOIN* to test p against ts , including filtering of results.

Generalizability of the *QOIN* modules. *QOIN* is designed modularly to incorporate any new backend without a major change required to the module structure. Specifically, *QOIN* expects a baseline circuit as a QASM file, a common format Qiskit uses. To enhance the modularity, *QOIN* provides an abstract interface class, which can be used to define the logic for the execution of a QASM circuit on any noisy backend. Given the baseline circuits, *QOIN* automatically generates the required dataset for *MLP Training* and uses an automated selection of optimal hyperparameters for the generated dataset. In terms of *Test Analyzer*, since *QOIN* only requires the output of a quantum program to generate features for *Noise Filter*, *QOIN* can be integrated with any test strategy that assumes the availability of program specifications in the form of program outputs by acting as a filter between test execution and test assertion.

Generalizability of the machine learning models. In the context of machine learning, generalizability refers to the ability of a model to perform well on unseen or new data that are different from those the model was trained on. In other words, generalizability indicates how well the model can learn and apply its knowledge to new situations. However, quantum noise is not only computer-specific but also circuit-specific. The general noise pattern of each NISQ computer is different [33], which makes the learning of noise patterns specific to each NISQ computer. Developing a (generalized) single model covering all possible NISQ computers requires a further understanding of the characteristics of the NISQ computers and their quantum noise. For now, it is challenging to achieve because each NISQ computer has different noise characteristics directly correlating with the hardware configuration, physical implementation of qubits, and the surrounding environment [17]. Moreover, the same quantum circuit exhibits a completely different noise distribution on different NISQ computers based on gate composition and dynamic circuit mapping on physical hardware [86]. Currently, no set of generalized features can accurately define or map the behavior of quantum noise for all NISQ computers and circuits. However, new studies show that Bayesian inference might be a possible alternative to characterize noise for different NISQ computers and circuits [87, 88], which we will investigate in the future.

Generalizability in terms of the feature extraction. Each quantum gate is affected by a certain type of noise, and different gate combinations accumulate, leading to different noise patterns, consequently affecting the programs' outputs. Hence, to generalize for covering different types of noises, we extract training features from the outputs of a quantum program; otherwise, the feature extraction would become gate- and circuit-specific. These features capture the accumulated effect of noise without needing to understand the details of noise patterns of specific gates and how they are combined to form quantum circuits.

Maintainability. One key aspect that hinders the maintainability aspect of *QOIN* is the concept of data drift. Data drift refers to the phenomenon where the statistical properties of the input data change over time, leading to a degradation in the performance of machine learning models [89]. Handling data drift is crucial to maintain the accuracy and effectiveness of the models in real-world scenarios. The noise pattern of a NISQ computer changes more frequently than any other data over time. To keep the noise model updated, IBM recalibrates its noise models every 24 hours². Although handling data drift is not in the current scope of *QOIN*, however *QOIN* can be easily integrated with the current best strategies for handling data drifts such as adaptive learning [90], data drift mitigation [89] and detection [91].

Limitations. First, *QOIN* only provides the baseline models of 23 IBM noisy backends. Therefore, a user can use *QOIN* to test quantum programs on these 23 noisy backends with any test strategy that uses program outputs and their probabilities to check the correctness of quantum programs. As a result, additional effort is needed to learn baseline models for other backends. This would require having the noisy outputs of the baseline circuits to train a new baseline model for a new noisy backend (see Generalizability of modules in Section 7). Second, noisy backends keep changing; therefore, their corresponding baseline models need to be updated regularly. To this end, *QOIN* is expected to benefit from adaptive learning and online learning [90, 92]. Third, we need to conduct research on integrating different models as one model, such that it could model the noise of all backends or, at least, a subset of backends with similar characteristics (e.g., number of qubits, qubit layouts). One possible aspect could be the adoption of Bayesian inference models [93] for this purpose. Fourth, we only explored using the program output diversity as the criterion to generate diverse quantum programs. However, other criteria also deserve attention, such as structural diversity, circuit depth, or combinations of multiple diversity criteria.

Fifth, one might wonder why *QOIN* is needed at all since quantum programs can be executed on noise-free simulators. It is needed because quantum simulators are computationally expensive; even a small quantum program can take up to 12 hours to complete the execution of one test input [32]. As a result, only small quantum circuits can be executed

²<https://quantum-computing.ibm.com/admin/docs/admin/calibration-jobs>

and tested on simulators. Though, in the literature, some strategies (e.g., CutQC [94]) have been proposed to reduce the computational cost, testing is still time-consuming. *QOIN* solves this problem by allowing testing directly on NISQ devices. *Baseline Trainer* of *QOIN* requires simple quantum circuits without high execution costs to capture the general noise pattern of a backend, as shown in RQ1. The program specification for such circuits can be generated by simulation or can be provided by developers. *Baseline Tuner* of *QOIN* requires only a handful of inputs to generate a circuit-specific model. For CUTs, if the program specification is unavailable, it can be generated using strategies like CutQC [94] on noise-free simulators. The time cost of simulating only a handful of inputs is way less than doing systematic testing on noise-free simulators. By generating the circuit-specific model, the whole testing can be performed on a NISQ computer, which is much more scalable.

8 Conclusion and Future Work

To enable quantum software testing techniques to deal with inherent hardware noise—inevitable in current and near-term quantum computers, we presented an approach called *QOIN*. The approach applies machine learning techniques to learn hardware and quantum circuit-specific noise, followed by filtering noise effects from program outputs. As a result, filtered outputs are used for test case assessment against a given test oracle, which is much more accurate than test case assessment of unfiltered outputs. With *QOIN*, quantum software testers can determine whether a test case failed due to real faults or noise. We evaluated *QOIN* using nine real quantum programs and 1000 diverse quantum programs generated with IBM’s Qiskit framework. Moreover, faulty versions of these programs were also generated to determine whether *QOIN* allows to correctly detect failing test cases, i.e., whether it allows for distinguishing between faults and noise. We used IBM’s 23 noise models to run experiments. Our results showed that *QOIN* could effectively remove noise, thereby providing testers with a tool to determine whether a quantum program has a real fault.

In the future, we will replicate our results on other noisy backends built by other manufacturers, such as Google. Moreover, we will extend our experiments to larger sets of quantum programs with various criteria for measuring diversity. Furthermore, we plan to integrate *QOIN* with other quantum software testing techniques.

References

- [1] J. Zhao, “Quantum software engineering: Landscapes and horizons,” *ArXiv*, vol. abs/2007.07047, 2020.
- [2] M. A. Serrano, R. Pérez-Castillo, and M. Piattini, Eds., *Quantum Software Engineering*. Springer International Publishing, 2022.
- [3] X. Wang, P. Arcaini, T. Yue, and S. Ali, “QuSBT: Search-based testing of quantum programs,” in *Proceedings of the ACM/IEEE 44th International Conference on Software Engineering: Companion Proceedings*, ser. ICSE ’22. New York, NY, USA: Association for Computing Machinery, 2022, pp. 173–177.
- [4] P. Long and J. Zhao, “Testing quantum programs with multiple subroutines,” *CoRR*, vol. abs/2208.09206, 2022.
- [5] E. Mendiluze, S. Ali, P. Arcaini, and T. Yue, “Muskit: A mutation analysis tool for quantum software testing,” in *2021 36th IEEE/ACM International Conference on Automated Software Engineering (ASE)*, 2021, pp. 1266–1270.
- [6] D. Fortunato, J. Campos, and R. Abreu, “QMutPy: A mutation testing tool for quantum algorithms and applications in Qiskit,” in *Proceedings of the 31st ACM SIGSOFT International Symposium on Software Testing and Analysis*, ser. ISSSTA 2022. New York, NY, USA: Association for Computing Machinery, 2022, pp. 797–800.
- [7] J. Luo, P. Zhao, Z. Miao, S. Lan, and J. Zhao, “A comprehensive study of bug fixes in quantum programs,” in *2022 IEEE International Conference on Software Analysis, Evolution and Reengineering (SANER)*, 2022, pp. 1239–1246.
- [8] P. Zhao, J. Zhao, and L. Ma, “Identifying bug patterns in quantum programs,” in *2021 IEEE/ACM 2nd International Workshop on Quantum Software Engineering (Q-SE)*, 2021, pp. 16–21.
- [9] *Classical and quantum computing*. New York, NY: Springer New York, 2007, pp. 203–217.
- [10] I. IBM, “Ibm quantum experience,” <https://quantum-computing.ibm.com/>, 2023.
- [11] I. Google, “Google quantum access,” <https://quantumai.google/quantum-computing-service/access>, 2023.
- [12] I. Honeywell, “Honeywell quantum computing,” <https://www.honeywell.com/us/en/company/quantum/quantum-computer>, 2023.

- [13] T. Jones, A. Brown, I. Bush, and S. C. Benjamin, “QuEST and high performance simulation of quantum computers,” *Scientific reports*, vol. 9, no. 1, pp. 1–11, 2019.
- [14] N. Khammassi, I. Ashraf, X. Fu, C. Almudever, and K. Bertels, “QX: A high-performance quantum computer simulation platform,” in *Design, Automation & Test in Europe Conference & Exhibition (DATE), 2017*, 2017, pp. 464–469.
- [15] A. Cross, “The IBM Q experience and QISKit open-source quantum computing software,” in *APS March meeting abstracts*, vol. 2018, 2018, pp. L58–003.
- [16] I. L. Chuang, R. Laflamme, P. W. Shor, and W. H. Zurek, “Quantum computers, factoring, and decoherence,” *Science*, vol. 270, no. 5242, pp. 1633–1635, 1995.
- [17] S. Resch and U. R. Karpuzcu, “Benchmarking quantum computers and the impact of quantum noise,” *ACM Comput. Surv.*, vol. 54, no. 7, jul 2021.
- [18] J. Preskill, “Quantum computing in the NISQ era and beyond,” *Quantum*, vol. 2, p. 79, aug 2018.
- [19] A. Miransky and L. Zhang, “On testing quantum programs,” in *Proceedings of the 41st International Conference on Software Engineering: New Ideas and Emerging Results*, ser. ICSE-NIER ’19. IEEE Press, 2019, pp. 57–60.
- [20] A. García de la Barrera, I. García-Rodríguez de Guzmán, M. Polo, and M. Piattini, “Quantum software testing: State of the art,” *Journal of Software: Evolution and Process*, vol. 35, no. 4, p. e2419, 2023.
- [21] A. Miransky, L. Zhang, and J. Doliskani, “Is your quantum program bug-free?” in *Proceedings of the ACM/IEEE 42nd International Conference on Software Engineering: New Ideas and Emerging Results*, ser. ICSE-NIER ’20. New York, NY, USA: Association for Computing Machinery, 2020, pp. 29–32.
- [22] S. Ali, T. Yue, and R. Abreu, “When software engineering meets quantum computing,” *Commun. ACM*, vol. 65, no. 4, p. 84–88, mar 2022.
- [23] X. Wang, P. Arcaini, T. Yue, and S. Ali, “Application of combinatorial testing to quantum programs,” in *2021 IEEE 21st International Conference on Software Quality, Reliability and Security (QRS)*, 2021, pp. 179–188.
- [24] S. Ali, P. Arcaini, X. Wang, and T. Yue, “Assessing the effectiveness of input and output coverage criteria for testing quantum programs,” in *2021 IEEE 14th International Conference on Software Testing, Validation and Verification (ICST)*, 2021, pp. 13–23.
- [25] X. Wang, T. Yu, P. Arcaini, T. Yue, and S. Ali, “Mutation-based test generation for quantum programs with multi-objective search,” in *Proceedings of the Genetic and Evolutionary Computation Conference*, ser. GECCO ’22. New York, NY, USA: Association for Computing Machinery, 2022, pp. 1345–1353.
- [26] D. Fortunato, J. Campos, and R. Abreu, “Mutation testing of quantum programs written in QISKit,” in *Proceedings of the ACM/IEEE 44th International Conference on Software Engineering: Companion Proceedings*, ser. ICSE ’22. New York, NY, USA: Association for Computing Machinery, 2022, pp. 358–359.
- [27] —, “Mutation testing of quantum programs: A case study with Qiskit,” *IEEE Transactions on Quantum Engineering*, vol. 3, pp. 1–17, 2022.
- [28] R. Abreu, J. P. Fernandes, L. Llana, and G. Tavares, “Metamorphic testing of oracle quantum programs,” in *Proceedings of the 3rd International Workshop on Quantum Software Engineering*, ser. Q-SE ’22. New York, NY, USA: Association for Computing Machinery, 2023, pp. 16–23.
- [29] M. Paltenghi and M. Pradel, *MorphQ: Metamorphic Testing of Quantum Computing Platforms*. Association for Computing Machinery, 2022, vol. 1, no. 1.
- [30] S. Honarvar, M. R. Mousavi, and R. Nagarajan, “Property-based testing of quantum programs in Q#,” in *Proceedings of the IEEE/ACM 42nd International Conference on Software Engineering Workshops*, ser. ICSEW’20. New York, NY, USA: Association for Computing Machinery, 2020, pp. 430–435.
- [31] J. Wang, F. Ma, and Y. Jiang, “Poster: Fuzz Testing of Quantum Program,” *Proceedings - 2021 IEEE 14th International Conference on Software Testing, Verification and Validation, ICST 2021*, vol. 2, no. 1, pp. 466–469, 2021.
- [32] E. Younis, K. Sen, K. Yelick, and C. Iancu, “QFAST: Conflating search and numerical optimization for scalable quantum circuit synthesis,” in *2021 IEEE International Conference on Quantum Computing and Engineering (QCE)*, 2021, pp. 232–243.
- [33] S. Martina, S. Gherardini, L. Buffoni, and F. Caruso, “Noise fingerprints in quantum computers: Machine learning software tools[Formula presented],” *Software Impacts*, vol. 12, pp. 1–9, 2022.
- [34] P. A. M. Dirac, “A new notation for quantum mechanics,” in *Mathematical Proceedings of the Cambridge Philosophical Society*, vol. 35, no. 3. Cambridge University Press, 1939, pp. 416–418.

- [35] D. P. DiVincenzo, “Quantum gates and circuits,” *Proceedings of the Royal Society of London. Series A: Mathematical, Physical and Engineering Sciences*, vol. 454, no. 1969, pp. 261–276, 1998.
- [36] R. Alicki, “Decoherence and the appearance of a classical world in quantum theory,” *Journal of Physics A: Mathematical and General*, vol. 37, no. 5, p. 1948, feb 2004.
- [37] T. Brecht, W. Pfaff, C. Wang, Y. Chu, L. Frunzio, M. H. Devoret, and R. J. Schoelkopf, “Multilayer microwave integrated quantum circuits for scalable quantum computing,” *npj Quantum Information*, vol. 2, no. 1, pp. 1–4, 2016.
- [38] J. S. Pratt and J. H. Eberly, “Qubit cross talk and entanglement decay,” *Phys. Rev. B*, vol. 64, p. 195314, Oct 2001.
- [39] M. Sarovar, T. Proctor, K. Rudinger, K. Young, E. Nielsen, and R. Blume-Kohout, “Detecting crosstalk errors in quantum information processors,” *Quantum*, vol. 4, p. 321, sep 2020.
- [40] P. Cerfontaine, R. Otten, and H. Bluhm, “Self-consistent calibration of quantum-gate sets,” *Physical Review Applied*, vol. 13, no. 4, apr 2020.
- [41] J. P. Barnes, C. J. Trout, D. Lucarelli, and B. D. Clader, “Quantum error-correction failure distributions: Comparison of coherent and stochastic error models,” *Physical Review A*, vol. 95, no. 6, jun 2017.
- [42] S. Ruan, Y. Wang, W. Jiang, Y. Mao, and Q. Guan, “VACSEN: A visualization approach for noise awareness in quantum computing,” *CoRR*, vol. abs/2207.14135, 2022.
- [43] Y. Huang and M. Martonosi, “Statistical assertions for validating patterns and finding bugs in quantum programs,” in *Proceedings of the 46th International Symposium on Computer Architecture*, ser. ISCA ’19. New York, NY, USA: Association for Computing Machinery, 2019, pp. 541–553.
- [44] G. Li, L. Zhou, N. Yu, Y. Ding, M. Ying, and Y. Xie, “Projection-based runtime assertions for testing and debugging quantum programs,” *Proc. ACM Program. Lang.*, vol. 4, no. OOPSLA, nov 2020.
- [45] X. Wang, P. Arcaini, T. Yue, and S. Ali, “Quito: a coverage-guided test generator for quantum programs,” in *2021 36th IEEE/ACM International Conference on Automated Software Engineering (ASE)*, 2021, pp. 1237–1241.
- [46] A. Derezińska and K. Hałas, “Analysis of mutation operators for the Python language,” in *Proceedings of the Ninth International Conference on Dependability and Complex Systems DepCoS-RELCOMEX. June 30 – July 4, 2014, Brunów, Poland*, W. Zamojski, J. Mazurkiewicz, J. Sugier, T. Walkowiak, and J. Kacprzyk, Eds. Cham: Springer International Publishing, 2014, pp. 155–164.
- [47] P. Zhao, J. Zhao, Z. Miao, and S. Lan, “Bugs4Q: A benchmark of real bugs for quantum programs,” in *2021 36th IEEE/ACM International Conference on Automated Software Engineering (ASE)*, 2021, pp. 1373–1376.
- [48] J. Wang, Q. Zhang, G. H. Xu, and M. Kim, “QDiff: Differential testing of quantum software stacks,” in *2021 36th IEEE/ACM International Conference on Automated Software Engineering (ASE)*, 2021, pp. 692–704.
- [49] Y. I. Bogdanov, A. Y. Chernyavskiy, A. Holevo, V. F. Lukichev, and A. A. Orlikovsky, “Modeling of quantum noise and the quality of hardware components of quantum computers,” in *SPIE Proceedings*, A. A. Orlikovsky, Ed. SPIE, jan 2013.
- [50] “Qiskit noise models,” https://github.com/Qiskit/qiskit-terra/tree/main/qiskit/providers/fake_provider/backends, 2023.
- [51] L. N. Smith, “A disciplined approach to neural network hyper-parameters: Part 1 - learning rate, batch size, momentum, and weight decay,” *CoRR*, vol. abs/1803.09820, 2018.
- [52] C. López-Martín, “Machine learning techniques for software testing effort prediction,” *Software Quality Journal*, vol. 30, no. 1, pp. 65–100, 2022.
- [53] L.-q. Chen, C. Wang, and S.-l. Song, “Software defect prediction based on nested-stacking and heterogeneous feature selection,” *Complex & Intelligent Systems*, vol. 8, no. 4, pp. 3333–3348, 2022.
- [54] N. Bacanin, K. Alhazmi, M. Zivkovic, K. Venkatachalam, T. Bezdan, and J. Nebhen, “Training multi-layer perceptron with enhanced brain storm optimization metaheuristics,” *Computers, Materials & Continua*, vol. 70, no. 2, pp. 4199–4215, 2022.
- [55] G. Forman, “An extensive empirical study of feature selection metrics for text classification,” *J. Mach. Learn. Res.*, vol. 3, no. null, pp. 1289–1305, mar 2003.
- [56] M. N. Asim, M. U. Ghani, M. A. Ibrahim, W. Mahmood, A. Dengel, and S. Ahmed, “Benchmarking performance of machine and deep learning-based methodologies for Urdu text document classification,” *Neural Computing and Applications*, vol. 33, pp. 5437–5469, 2021.

- [57] H. Kaur and V. Kumari, “Predictive modelling and analytics for diabetes using a machine learning approach,” *Applied computing and informatics*, vol. 18, no. 1/2, pp. 90–100, 2022.
- [58] A. S. Glas, J. G. Lijmer, M. H. Prins, G. J. Bonsel, and P. M. Bossuyt, “The diagnostic odds ratio: a single indicator of test performance,” *Journal of clinical epidemiology*, vol. 56, no. 11, pp. 1129–1135, 2003.
- [59] R. Sanders, “The Pareto principle: its use and abuse,” *Journal of Services Marketing*, vol. 1, no. 2, pp. 37–40, 1987.
- [60] D. Kici, A. Bozanta, M. Cevik, D. Parikh, and A. Başar, “Text classification on software requirements specifications using transformer models,” in *Proceedings of the 31st Annual International Conference on Computer Science and Software Engineering*, ser. CASCON ’21. USA: IBM Corp., 2021, pp. 163–172.
- [61] A. K. Dwivedi, A. Tirkey, and S. K. Rath, “Software design pattern mining using classification-based techniques,” *Frontiers of Computer Science*, vol. 12, pp. 908–922, 2018.
- [62] A. S. Maiya, “ktrain: A low-code library for augmented machine learning,” *Journal of Machine Learning Research*, vol. 23, no. October, 2022.
- [63] L. N. Smith, “Cyclical learning rates for training neural networks,” in *2017 IEEE Winter Conference on Applications of Computer Vision (WACV)*, 2017, pp. 464–472.
- [64] J. Qi, J. Du, S. M. Siniscalchi, X. Ma, and C.-H. Lee, “On mean absolute error for deep neural network based vector-to-vector regression,” *IEEE Signal Processing Letters*, vol. 27, pp. 1485–1489, 2020.
- [65] R. Naseem, Z. Shaukat, M. Irfan, M. A. Shah, A. Ahmad, F. Muhammad, A. Glowacz, L. Dunai, J. Antonino-Daviu, and A. Sulaiman, “Empirical assessment of machine learning techniques for software requirements risk prediction,” *Electronics*, vol. 10, no. 2, p. 168, 2021.
- [66] L. Torrey and J. Shavlik, “Transfer learning,” in *Handbook of research on machine learning applications and trends: algorithms, methods, and techniques*. IGI global, 2010, pp. 242–264.
- [67] “UK quantum computing,” <https://quantumcomputinguk.org/code-repository>, 2023.
- [68] “Quantum algorithm zoo,” <https://quantumalgorithmzoo.org/>, 2023.
- [69] E. Wilson, F. Mueller, L. Bassman, and C. Iancu, “Empirical evaluation of circuit approximations on noisy quantum devices,” in *Proceedings of the International Conference for High Performance Computing, Networking, Storage and Analysis*, ser. SC ’21. New York, NY, USA: Association for Computing Machinery, 2021.
- [70] T. Patel, E. Younis, C. Iancu, W. de Jong, and D. Tiwari, “Quest: Systematically approximating quantum circuits for higher output fidelity,” in *Proceedings of the 27th ACM International Conference on Architectural Support for Programming Languages and Operating Systems*, ser. ASPLOS ’22. New York, NY, USA: Association for Computing Machinery, 2022, p. 514–528.
- [71] “Encyclopedia of mathematics,” http://encyclopediaofmath.org/index.php?title=Hellinger_distance&oldid=47206, 2023.
- [72] S. Dasgupta and T. S. Humble, “Characterizing the reproducibility of noisy quantum circuits,” *Entropy*, vol. 24, no. 2, 2022.
- [73] ———, “Assessing the stability of noisy quantum computation,” in *Quantum Communications and Quantum Imaging XX*, K. S. Deacon and R. E. Meyers, Eds., vol. 12238, International Society for Optics and Photonics. SPIE, 2022, p. 1223809.
- [74] R. Harper, S. T. Flammia, and J. J. Wallman, “Efficient learning of quantum noise,” *Nature Physics*, vol. 16, no. 12, pp. 1184–1188, aug 2020.
- [75] A. Arcuri and L. Briand, “A practical guide for using statistical tests to assess randomized algorithms in software engineering,” in *Proceedings of the 33rd International Conference on Software Engineering*, ser. ICSE ’11. New York, NY, USA: Association for Computing Machinery, 2011, p. 1–10.
- [76] S. S. Mangiafico, “Summary and analysis of extension program evaluation in R – Kruskal–Wallis test,” https://rcompanion.org/handbook/F_08.html, 2016.
- [77] *Kruskal-Wallis Test*. New York, NY: Springer New York, 2008, pp. 288–290.
- [78] A. Dinno, “Nonparametric pairwise multiple comparisons in independent groups using dunn’s test,” *The Stata Journal*, vol. 15, no. 1, pp. 292–300, 2015.
- [79] M. Tomczak and E. Tomczak, “The need to report effect size estimates revisited. an overview of some recommended measures of effect size.” *Trends in sport sciences*, vol. 21, no. 1, 2014.
- [80] *Mann–Whitney Test*. New York, NY: Springer New York, 2008, pp. 327–329.

- [81] A. Vargha and H. D. Delaney, “A critique and improvement of the ”CL” common language effect size statistics of mcgraw and wong,” *Journal of Educational and Behavioral Statistics*, vol. 25, no. 2, pp. 101–132, 2000.
- [82] A. Peruma, K. Almalki, C. D. Newman, M. W. Mkaouer, A. Ouni, and F. Palomba, “TsDetect: An open source test smells detection tool,” in *Proceedings of the 28th ACM Joint Meeting on European Software Engineering Conference and Symposium on the Foundations of Software Engineering*, ser. ESEC/FSE 2020. New York, NY, USA: Association for Computing Machinery, 2020, p. 1650–1654.
- [83] A. Alshammari, C. Morris, M. Hilton, and J. Bell, “Flakeflagger: Predicting flakiness without rerunning tests,” in *2021 IEEE/ACM 43rd International Conference on Software Engineering (ICSE)*, 2021, pp. 1572–1584.
- [84] K. P. Murphy, “Performance evaluation of binary classifiers,” *Technical report: Technical Report*, 2007.
- [85] A. Muqet, T. Yue, A. Shaukat, and P. Arcaini, “QOIN source code,” <https://github.com/AsmarMuqet/QOIN>, 2023.
- [86] T. Patel, A. Potharaju, B. Li, R. B. Roy, and D. Tiwari, “Experimental evaluation of NISQ quantum computers: Error measurement, characterization, and implications,” in *SC20: International Conference for High Performance Computing, Networking, Storage and Analysis*, 2020, pp. 1–15.
- [87] V. Gebhart, R. Santagati, A. A. Gentile, E. M. Gauger, D. Craig, N. Ares, L. Banchi, F. Marquardt, L. Pezzè, and C. Bonato, “Learning quantum systems,” *Nature Reviews Physics*, vol. 5, no. 3, pp. 141–156, 2023.
- [88] M. Zheng, A. Li, T. Terlaky, and X. Yang, “A bayesian approach for characterizing and mitigating gate and measurement errors,” *ACM Transactions on Quantum Computing*, vol. 4, no. 2, feb 2023.
- [89] A. Mallick, K. Hsieh, B. Arzani, and G. Joshi, “Matchmaker: Data drift mitigation in machine learning for large-scale systems,” in *Proceedings of Machine Learning and Systems*, D. Marculescu, Y. Chi, and C. Wu, Eds., vol. 4, 2022, pp. 77–94.
- [90] B. Cao, S. J. Pan, Y. Zhang, D.-Y. Yeung, and Q. Yang, “Adaptive transfer learning,” *Proceedings of the AAAI Conference on Artificial Intelligence*, vol. 24, no. 1, pp. 407–412, Jul. 2010.
- [91] J. Zenisek, F. Holzinger, and M. Affenzeller, “Machine learning-based concept drift detection for predictive maintenance,” *Computers & Industrial Engineering*, vol. 137, p. 106031, 2019.
- [92] B. Pérez-Sánchez, O. Fontenla-Romero, and B. Guijarro-Berdiñas, “A review of adaptive online learning for artificial neural networks,” *Artificial Intelligence Review*, vol. 49, pp. 281–299, 2018.
- [93] A. G. Wilson and P. Izmailov, “Bayesian deep learning and a probabilistic perspective of generalization,” in *Advances in Neural Information Processing Systems*, H. Larochelle, M. Ranzato, R. Hadsell, M. Balcan, and H. Lin, Eds., vol. 33. Curran Associates, Inc., 2020, pp. 4697–4708.
- [94] W. Tang, T. Tomesh, M. Suchara, J. Larson, and M. Martonosi, “CutQC: Using small quantum computers for large quantum circuit evaluations,” in *Proceedings of the 26th ACM International Conference on Architectural Support for Programming Languages and Operating Systems*, ser. ASPLOS ’21. New York, NY, USA: Association for Computing Machinery, 2021, p. 473–486.