

---

# SEMANTIC POSITIVE PAIRS FOR ENHANCING CONTRASTIVE INSTANCE DISCRIMINATION

---

Mohammad Alkhalefi, Georgios Leontidis, Mingjun Zhong

Department of Computing Science

University of Aberdeen

Aberdeen, AB24 3FX

Scotland, UK

{m.alkhalefi1.21, georgios.leontidis, mingjun.zhong}@abdn.ac.uk

## ABSTRACT

Self-supervised learning algorithms based on instance discrimination effectively prevent representation collapse and produce promising results in representation learning. However, the process of attracting positive pairs (i.e., two views of the same instance) in the embedding space and repelling all other instances (i.e., negative pairs) irrespective of their categories could result in discarding important features. To address this issue, we propose an approach to identifying those images with similar semantic content and treating them as positive instances, named semantic positive pairs set (SPPS), thereby reducing the risk of discarding important features during representation learning. Our approach could work with any contrastive instance discrimination framework such as SimCLR or MOCO. We conduct experiments on three datasets: ImageNet, STL-10 and CIFAR-10 to evaluate our approach. The experimental results show that our approach consistently outperforms the baseline method vanilla SimCLR across all three datasets; for example, our approach improves upon vanilla SimCLR under linear evaluation protocol by 4.18% on ImageNet with a batch size 1024 and 800 epochs.

**Keywords** contrastive instance discrimination · self-supervised learning · representation learning

## 1 Introduction

In supervised learning, models are trained with both input data  $X$  and their corresponding semantic labels/classes  $Y$ . It is rather common for each class to have several hundreds of instances available for training, which enables the model to extract the important features and create useful representations for the given samples [1]. This type of machine learning training has been proven to perform well in various domains whenever data are available in abundance. In practice, that is often not the case, given that data annotation is laborious and expensive.

Recently, contrastive instance discrimination (CID) was proposed, which is a kind of self-supervised learning (SSL) approach ([2, 3, 4, 5]). CID reduces the reliance on large annotated datasets during training, as well as provides promising performance, close to supervised learning or even better in some downstream tasks [3, 6, 7, 5, 8, 9]. Very popular CID approaches, such as SimCLR and MoCo [4, 3] learn image representations by employing data augmentations. The idea of CID is to consider each image as a class of its own, therefore all the images in the dataset are randomly transformed to make the model invariant to the augmentation by avoiding learning trivial features [10, 11, 3, 5]. Next, the objective function encourages the model to bring the embeddings of the positive pair (two views for the same image) closer in the embedding space while repelling the embeddings of the negative pairs (other images in the batch) to avoid representation collapse (the backbone encoder provides the same embedding for all the images in the dataset). Although CID approaches are capable of avoiding representation collapse, the repulsion between the images in the embedding space regardless of their semantic content causes to discard of some common semantic features between the instances in the same category during training [8]. For example, Figure 1 shows two images that have similar semantic content (aeroplanes). During CID, such images are repelled in the embedding space because the objective of the CID only attracts the positive pair and pushes apart all the other images even though they have similar semantic content.

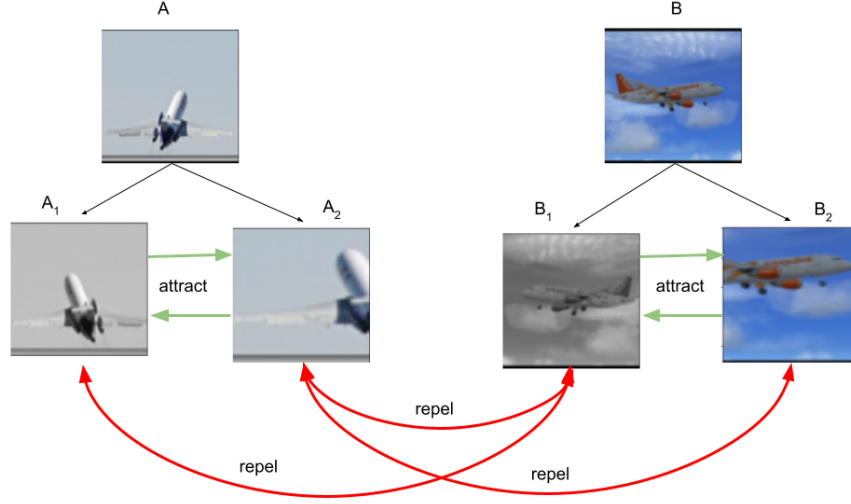


Figure 1: Example of an instance discrimination task where positive pairs are attracted together and negative pairs are pushed apart, even if they have similar semantic content.

This is a major limitation which requires attention, as the performance of the downstream tasks depends on high-quality representation learning during self-supervised pre-training [12, 13, 14, 15, 16, 17, 18].

There are two approaches Nearest-Neighbor Contrastive Learning of Visual Representations (NNCLR) [9] and False Negative Cancellation (FNC) [8] introduce solutions to find semantic positive pairs to improve the representation learning. NNCLR use a support set ( $Q$ ) to keep a representation of the dataset during model training. The model learns the visual representation by creating a representation for the two views of the input instance ( $z_i, z_i^+$ ), and then the nearest neighbour for the first view ( $z_i$ ) is found from the support set,  $S = \text{NN}(z_i, Q)$ . After that, they treat ( $S$ ) as semantic positive pairs for the second view of the instance ( $z_i^+$ ) regardless of the semantic content of the ( $S$ ) which maybe belong to a category different to the ( $z_i^+$ ). FNC creates more than two views for each instance  $[z_i, z_i^+, z_s^1, z_s^2]$  where ( $z_i, z_i^+$ ) are positive pairs and ( $z_s^1, z_s^2$ ) are support views for the instance. Next, they find the potential semantic pairs between the support set and negative examples in the batch by computing the similarity between them. Finally, they treat the found semantic pairs as positive pairs during model training.

Finding images that have similar content and treating them as positive pairs is increase the data diversity and improve the representation learning by creating invariant representation for the nuisances [10, 9, 8, 19]. On the contrary, when we provide the model with the wrong semantic pairs and encourage it to learn the mutual information between the two views, this will lead to degrading the representation learning [10]. Therefore, we need to improve the method of choosing the semantic pairs before training the model on them which increases the quality of representation learning and the model performance. The mentioned approaches (NNCLR and FNC) use a model under training (non-pretrained model) with augmented images to find the semantic pairs that may lead to sampling the wrong semantic pairs. For example, we may have two instances belonging to the same classes but treated as different instances because they look differently after augmentation. Also, we may have images with different classes treated as similar after augmentation such as (cropping and resizing). Figure 2 shows an empirical example that illustrates it is not guaranteed to obtain the correct semantic positive pairs if we use non-pretrained model with augmented images to find the instances that have similar classes. During the model training, the model needs several epochs to be able to produce similar embedding vectors for the images that have similar content, especially with augmented images [9]. Thus, the model may be pre-trained on the wrong semantic pairs before being able to produce similar embedding vectors for the images that have similar content which leads to reducing the model performance as well as slow model convergence.

To obtain more accurate semantic positive pairs and improve the representation learning of the model, we should find the correct semantic positive pairs before applying the data augmentation as well as before starting training the model. If we find the semantic positive pairs by using the original dataset and pre-trained model we solved two issues: 1) increase the richness of the latent space, thus the model can learn from the mutual information between the instance belonging to the same class rather than single instance; 2) avoid the limitations of finding in accurate semantic pairs by using non-pretrained model and augmented images. So, the question is, how we can pre-train CID methods on semantic

positive pairs obtained from the original dataset without labelling? In this paper, we introduce a new approach that is used to find images with similar semantic content in the original dataset by using a pre-trained model and treating them as positive pairs during the training of the CID models. This approach increases the diversity of the training data and provides more semantic variation than that provided by data augmentation which subsequently improves the representation learning quality [9, 8, 19].

In summary, our contributions are as follows:

- We introduce a novel and simple approach to finding the images that have similar semantic content in the dataset without labelling or clustering.
- We show that our approach boosts significantly the performance of state-of-the-art (SOTA) contrastive instance discrimination algorithms, specifically SimCLR under different epochs, batch sizes, and datasets.
- We show that our approach does not require any algorithmic changes in the underlying methods, therefore it can work with any contrastive instance discrimination method.
- We show that our approach does not require a support set, like other approaches [9, 8], so it does not require auxiliary memory for pre-training, which adds computational overhead.

## 2 Related Work

There are multiple self-supervised learning (SSL) approaches each of which has a different methodology for representation learning and for avoiding representation collapse. In this subsection, we provide a brief overview of these approaches.

**Clustering-Based Methods.** In this approach, the samples that have similar features are assigned to the same cluster. Thus, discrimination, in this case, is based on a group of images rather than instance discrimination [20, 1, 21, 22]. DeepCluster [21] obtains the pseudo-label from the previous iteration which makes it computationally expensive and hard to scale up. SWAV [20] solved this issue by using online clustering, but it needs to determine the correct number of prototypes; otherwise, the performance will be affected.

**Distillation Methods.** BYOL [23] and SimSiam [6] use techniques inspired by knowledge distillation where a Siamese network has an online encoder and a target encoder. The target network parameters are not updated during backpropagation. Instead, the online network parameters are updated while it is encouraged to predict the representation of the target network. Although these methods have provided promising results, it is not fully understood how they avoid collapse. Bag of visual words [24, 25] also use a teacher-student scheme, but they include an approach inspired by natural language processing (NLP) to avoid representation collapse. The student network is encouraged to predict the features' histogram for the augmented images, similar to the teacher network's histogram.

**Information Maximization.** Barlow twins [26] and VICReg [27] do not require negative examples, stop gradient or clustering. Instead, they use regularization to avoid representation collapse. The objective function of these methods is to reduce the redundant information in the embeddings by making the correlation of the embedding vectors closer to the identity matrix. Though these methods provide promising results, they have some limitations, such as the representation learning being sensitive to regularization. The effectiveness of these methods is also reduced if certain statistical properties are not available in the data.

**Contrastive Learning.** Instance discrimination, such as SimCLR, MoCo, and PIRL [3, 2, 4, 5] employ a similar idea. They attract the positive pair together and push the negative pairs apart in the embedding space albeit through a different mechanism. SimCLR [3] uses an end-to-end mechanism where a large batch size is used for the negative examples and both encoders' parameters in the Siamese network are updated together. PIRL [5] uses a memory bank for negative examples and both encoders' parameters are updated together. MoCo [4, 2] uses a moment contrastive approach whereby the query encoder is updated during backpropagation and the query encoder updates the key encoder. The negative examples are located in a dictionary separate from the mini-batch, which enables holding large batch sizes without needing large GPUs.

**Enhanced Contrastive Learning.** CID mechanisms focus on the importance of the negative examples and find different ways to sample negative examples regardless of their content, which may cause undesired behaviour between images with similar semantic content. Some studies have focused on improving the quality of the negative examples which in turn improves representation learning. Kalantidis et al.[28] and Robinson et al.[29] focused on the hard negative samples around the positive anchor, while [30] introduce the percentile range for negative sampling. Another approach introduced by Chuang et al.[7] gives weights for positive and negative terms to reduce the effects of undesirable negatives. Other methods Dwibedi et al.[9] and Huynh et al. [8] use similarity metrics to define the images that have similar semantic content and treat them as positive pairs during model training. These approaches (FNC) [8] and (NNCLR) [9] provide a solution to determine variant instances

of the same category and treat them as positive pairs. However, these approaches have drawbacks in computing the similarity between the images which may lead to obtaining incorrect semantic positive pairs, such as:

1. They use a model under training (not convergence) to represent the images before measuring the similarity between them.
2. They compute the similarity between transformed images, not the raw images in the original dataset.
3. These methods use a support set containing positive pairs for the anchor which adds computational overheads.

Counting on non-pretrained model with augmented images to find semantic positive pairs akin [9, 8] maybe lead to inaccurate results. To demonstrate that, Figure 2 shows an empirical example of the inaccurate similarity scores, we obtained when we used a non-pretrained model and random augmented images to determine the instances that belong to the same class in the dataset. The similarity scores show that the horse and deer are more similar to the anchor (car) than car 1 and car 2, and also show that the train is more similar to the anchor than car 2, which is not correct.

**Semi-Supervised Learning.** The advantage of training a model on variant instances of the same category to improve the representation learning is used by semi-supervised approaches [31, 32]. Bošnjak et al.[31] present an approach to train the model on different semantic positive pairs by leveraging a few labelled data. In their approach, they use labelled data and k-nearest neighbour to provide a pseudo-label for unlabelled based on the most frequent class near the unlabelled data. Following that, they treat the datapoints that have similar pseudo-label as semantic positive pairs in a contrastive learning setting. Such methods still require labelled data during training to provide semantic positive pairs. Our proposed pre-processing method provides a different way of approaching this, as demonstrated below across several datasets and ablations. We used a model pre-trained by SSL approaches and worked on the original dataset rather than augmented images to determine semantic positive pairs. In addition, our method does not require labelled data, specialised architecture or a support set to hold the semantic positive pairs which allows it to be used as a pre-processing step with any SSL CID methods.

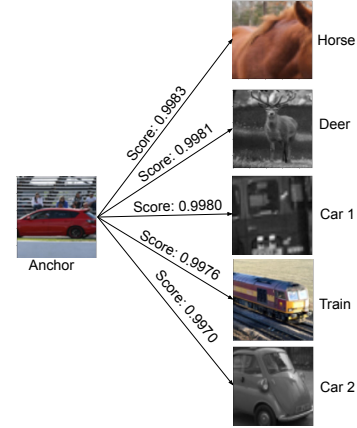


Figure 2: Similarity scores are shown for anchor (car) with instances from other classes using non-pre-trained models and random augmented images.

### 3 Methodology

In this section, we propose an approach to enhance the contrastive instance discrimination methods by using semantic positive pairs.

$$\ell_{i,j} = -\log \frac{\exp(\text{sim}(z_i, z_j)/\tau)}{\sum_{k=1}^{2N} \mathbb{1}_{[k \neq i]} \exp(\text{sim}(z_i, z_k)/\tau)} \quad (1)$$

Contrastive instance discrimination methods use random transformation with a contrastive objective function (equation 1) to learn image representation by increasing the agreement between the positive pairs ( $z_i$ ) and ( $z_j$ ) while reducing the similarity with all the negative examples ( $z_k$ ) in the batch [4, 3]. Our approach is applying a pre-processing step before the data augmentation step, to find semantic positive pairs in the dataset by using a pre-trained model and similarity metric such as cosine similarity. After finding the semantic positive pairs we treat them as positive pairs during training CID models. Thus, the backbone model (CID model) is pre-trained on both semantic positive pairs (images that have similar content) and positive pairs (two views for the same instance). To find the semantic positive pairs we select several images from the original dataset, and then we pair the images that have similar semantic content together. Next, a random transformation is applied for both semantic positive pairs and the original images in the dataset (see Figure 3).

Our method has two steps which will be described in the following sub-sections: the first step finds semantic positive pairs, and the second step combines the semantic positive pairs with the dataset. We refer to our approach as SePP-CID which stands for ‘‘Semantic Positive Pairs for enhancing Contrastive Instance Discrimination’’. Algorithm 1 shows how the proposed method is implemented.

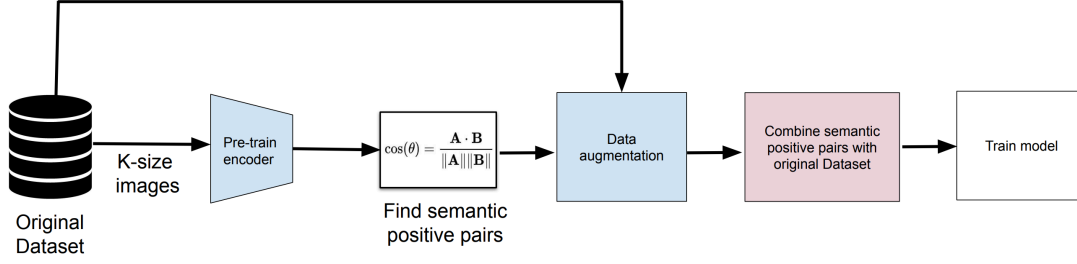


Figure 3: Entire proposed methodology. Where several images equal (k) are picked from the dataset and encoded by a pre-trained model. Next, cosine similarity is used to find the semantic positive pairs for each anchor, and then data transformations are applied for both the dataset and semantic positive pairs. Eventually, all the images are combined in one dataset which will be used to train a contrastive instance discrimination model.

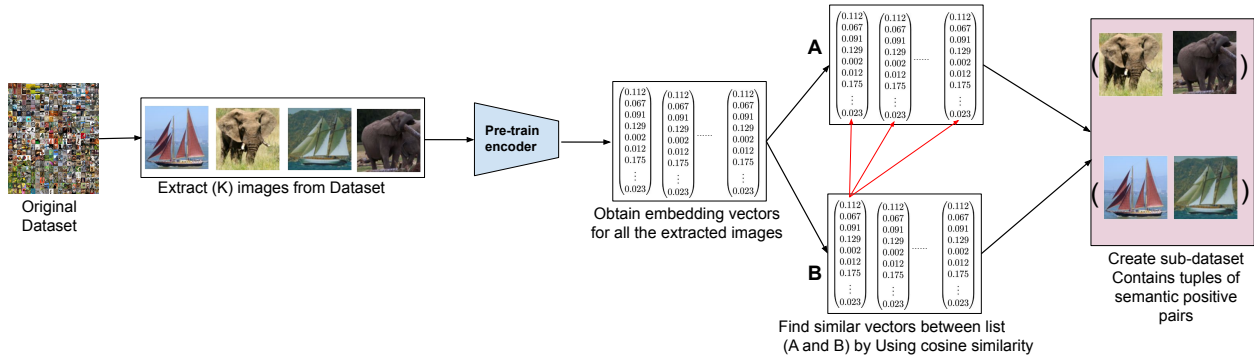


Figure 4: shows the first step in the methodology (finding semantic positive pairs).

### 3.1 Semantic Positive Pairs

We used a model pre-trained by SSL approach and cosine similarity to find the semantic positive pairs. The pretrained model is used to represent the dataset images as embedding vectors and cosine similarity is used to compute the similarity between images in the dataset. The idea of the SePP-CID approach is to create a list containing  $K$  number of embedding vectors for images in the dataset where  $K$  is a constant number defining the number of images involved in the pre-processing. We deal with each embedding vector in the list as an anchor and aim to find similar vectors (semantic positive pair) for each anchor, but excluded the identical vectors (same image) by using cosine similarity.

As shown in Figure 4 a list of images is encoded by a pre-trained model, and then the embedding vectors are duplicated in two lists A and B. After that, we use cosine similarity to find semantic positive pairs for each instance (anchor) in list B from list A. Each anchor in List B may pair with more than one instance from List A which allows the model to capture important features for the anchor from different instances belonging to the same category. Finally, a new dataset is created containing tuples of semantic positive pairs. To ensure that the new dataset (subset of the original dataset) will most likely contain the correct semantic positive pairs we used two thresholds for the similarity score: a) maximum threshold (0.99) to avoid having two identical images as semantic positive pairs, and b) minimum threshold (0.96) to avoid obtaining images that have different semantic content as positive pairs. Using thresholds with a pre-trained model and original dataset for finding the semantic positive pairs are the key differences with the previous approaches FNC and NNCLR. Thus, only the pairs that comply with the two threshold conditions (max and min) are chosen as semantic positive pairs. For example, in our approach, if the ( $K$ -size) “the number of images involved in the pre-process” is equal to 10 images. All these 10 images will be encoded by SSL such as (SWAV [20]), and then the similarity between these images is computed. If two images achieved the threshold condition, they will be added to the semantic positive pairs subset otherwise we obtain zero semantic positive pairs (as shown in Table 3 the  $K$ -size = 76800 but we have only 5306 semantic positive pairs). In our approach, we add more construction such as (using the pre-trained model, using the images of the original dataset, and two thresholds “max and min”) because we prefer to pre-train the model on zero semantic positive pairs rather than pre-train the model on wrong semantic positive pairs which degrade the representation learning. Our approach is different from the previous works (FNC and NNCLR) which mapped each

anchor in the batch with the most similar image in the support set as semantic pair regardless of the content of the images which may lead to the reduction of the representation learning.

### 3.2 Combine and Transform

After creating the semantic positive pairs subset (SPPS), composition data augmentations akin to the ones used with SimCLR [3] are applied to both datasets (original and SPPS) to avoid the model learning trivial features. In the original dataset, a copy for each instance is created, and then a random transformation is applied for each copy. Regarding the SPPS we do not need to create a copy for the instances because we already have pairs, thus we only need to apply the random transformation.

---

#### Algorithm 1 SePP-CID Approach

---

**Input:** Dataset samples, constant  $k$ , and structure  $f$ .

```

1: ImageList1=[ ]
2: ImageList2=[ ]
3: for  $k \leftarrow 1$  to  $N$  do
4:    $image \leftarrow tensor(x_k)$ 
5:    $emb\_vector \leftarrow f(image)$ 
6:    $norm\_vector \leftarrow Normalize(emb\_vector)$ 
7:   ImageList1.append( $norm\_vector$ )
8: end for
9:
10: ImageList2  $\leftarrow$  ImageList1
11: Max= 0.99 and Min= 0.96
12:  $sim = torch.mm(ImageList1, ImageList2.T)$ 
13: semantic_pairs_list=[ ]
14: for  $i \leftarrow 1$  to  $sim.size()[0]$  do
15:   for  $j \leftarrow 1$  to  $sim.size()[1]$  do
16:     if  $Sim[i, j] \geq Min$  and  $Sim[i, j] \leq Max$  then
17:        $Positive\_pair \leftarrow tuple(Dataset[i], Dataset[j])$ 
18:       semantic_pairs_list.append( $Positive\_pair$ )
19:     end if
20:   end for
21: end for
22: apply a random transformation to semantic_pairs_list.
23: combine the semantic_pairs_list with the original dataset.
Output: combine dataset

```

$\triangleright$  convert  $k$  images from dataset to tensor  
 $\triangleright$  encode images by pre-trained model  
 $\triangleright$   $l2$  norm  
  
 $\triangleright$  both lists have similar embedding vectors  
 $\triangleright$  define threshold  
 $\triangleright$  compute similarity

---

As seen in Figure 5, two random views are created for each instance in the original dataset whereas random transformations are applied directly to the semantic positive pairs of SPPS without creating copies for the instances. Next, all the positive pairs from the original dataset and SPPS are combined into one dataset which is used to pre-train SSL models. Combining the SPPS with the original dataset eliminates the need for the support set which is being used by the other approaches to hold the semantic positive pairs for the anchors during the model training, thereby the computational overhead of auxiliary memory is eliminated.

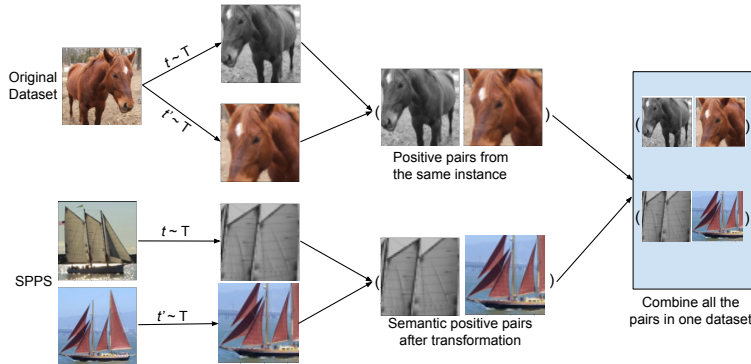


Figure 5: shows the second step of the methodology where the instances of both datasets are transformed and combined into one dataset.

Figure 6 illustrates examples of semantic positive pairs in SPPS obtained from the STL10 dataset. It is shown that our approach finds the correct semantic positive pairs for the anchors, despite the anchor image having different properties

(e.g. color, direction, background, and size).




Figure 6: We show the semantic positive pairs for different anchors in the STL10-unlabeled dataset where the min threshold for similarity score is 0.96 and the max threshold is 0.99.

After adding the SPPS to the dataset, our model maximizes the similarity between the two views  $z$  and  $\tilde{z}$  of image  $x$  as well as the similarities between  $z$  and the views  $u$  which are the semantic positive samples of  $x$ . Note that the number of semantic positive samples of  $x$  may vary. For example, some images may not have any semantic positive samples sought by our method, while other images may have more than one semantic positive sample. For defining our loss function, firstly we use the following contrastive function for computing the similarity between a positive pair:

$$\ell(z, \tilde{z}) = -\log \frac{\exp(\text{sim}(z, \tilde{z})/\tau)}{\exp(\text{sim}(z, \tilde{z})/\tau) + \sum_{k=1}^{2N} \exp(\text{sim}(z, z_k)/\tau)} \quad (2)$$

where  $z_k$  denotes the views of the negative samples of  $x$ . Since we are using two views of an image, therefore, we have  $2N$  number of negative views. As we are using views of an image as positive samples and as well as semantic positive samples, our loss function is defined as follows,

$$\text{loss} = \frac{1}{N} \sum_{i=1}^N \left[ \ell(z_i, \tilde{z}_i) + \sum_{m=1}^M \lambda_{im} \ell(z_i, u_m) \right] \quad (3)$$

where  $0 \leq \lambda_{im} \leq 1$  is a regularizer for using semantic positive samples for training our model. In the case of  $\lambda_{im} = 0$ , no positive samples are used and therefore our model reduces to SimCLR. This approach will increase the richness of the latent space and reduce the discarded features due to contrasting images that have similar content during the representation learning. This is yielded to improve the model performance on the downstream task.

## 4 Experiments and Results

**Datasets.** We evaluated Sepp-CID approach on three datasets, i.e. STL-10 "unlabeled" with 100K training images [33], CIFAR-10 with 50K training images [34], and ImageNet-1K with 1.28M training images [35].

**Training.** We used SimCLR [3] as an example of a CID SSL with backbone ResNet50, temperature 0.1, weight decay  $1 \times 10^{-6}$ , LARS optimizer, and the models are pre-trained up to 800 epochs on three datasets (CIFAR-10, STL-10, and ImageNet).

We used the same configurations as SimCLR for both approaches, i.e. with our proposed methodology and without. To make a fair comparison of the effect of SePP-CID on the model performance across the three datasets, we fixed the proportion of the images involved in the pre-processing ( $K = 5\%$ ) (the number of images chosen from each dataset shown in Table 1).



Dataset	K-size
CIFAR10	2500
STL10	5000
ImageNet	64000

Table 1: Number of images that equal 5% for each dataset.

**Evaluation.** We evaluated our approach by following the common protocol [3, 4]. The backbone is frozen and a linear classifier is trained for 90 epochs by using supervised learning, SGD optimizer, and zero weight decay.

**Comparing SePP-CID to SimCLR.** We performed several full-scale experiments using different datasets, including ImageNet, across 100, 200, 400, 600, and 800 epochs, as well as varied batch sizes (256, 512, 1024) to demonstrate that our methodology consistently boosts the performance of contrastive instance discrimination methods, in this case, SimCLR is used as a baseline method.

		STL-10					CIFAR-10				
	Batch size\Epochs	100	200	400	600	800	100	200	400	600	800
SimCLR	256	77.37%	80.87%	83.55%	85.29%	86.30%	80.23%	83.41 %	86.66%	87.00 %	87.44%
SePP-CID ( <i>ours</i> )	256	80.50%	84.51%	87.31%	88.67%	89.44%	82.24%	86.93 %	88.92 %	90.20 %	91.00%
SimCLR	512	77.78%	83.97%	86.71%	87.92%	88.73%	81.75%	84.38 %	86.90%	87.29%	87.75 %
SePP-CID ( <i>ours</i> )	512	81.60%	85.62%	88.33%	89.45%	90.51%	83.34%	87.65 %	89.40%	90.32%	91.64%
SimCLR	1024	81.40%	85.83%	87.95%	88.19%	89.08%	83.92%	86.50 %	87.60%	88.00 %	88.62%
SePP-CID ( <i>ours</i> )	1024	84.50%	88.25%	90.60%	91.47%	92.20%	85.39%	88.59 %	90.68 %	91.82 %	92.60 %

Table 2: shows the performance of the two approaches SimCLR and SePP-CID on two datasets CIFAR-10 and STL-10 with different batch sizes and epochs.

Table 2 illustrates a performance comparison on two datasets (CIFAR-10, STL-10) between SimCLR (vanilla) and SimCLR with our approach, referred to as SePP-CID. The comparison involves two factors batch size and the number of epochs.

It is apparent in Table 2 that the SePP-CID approach continuously boosts the performance of contrastive instance discrimination where SePP-CID outperforms the vanilla SimCLR with different batch sizes and epochs. SePP-CID pre-trained 800 epochs and batch size 256 achieved 91% accuracy on CIFAR10: this is 3.56 % higher than Vanilla SimCLR under the same epochs and batch size, also 3.25% and 2.38% better than larger batch size 512 and 1024 consecutively with the same number of epochs. Table 2 also shows that SePP-CID surpasses SimCLR by 3.12% on STL-10 with pre-trained 800 epochs and batch size 1024.

		ImageNet				
	Batch size\Epochs	100	200	400	600	800
SimCLR	256	55.40 %	58.20%	% 61.34%	63.50%	64.80%
SePP-CID ( <i>ours</i> )	256	58.60%	62.30%	64.63%	66.03 %	66.85 %
SimCLR	512	59.70%	62.53 %	65.24 %	66.18 %	67.06 %
SePP-CID ( <i>ours</i> )	512	61.55%	64.25%	66.86 %	67.70%	68.79 %
SimCLR	1024	62.28%	65.46 %	66.69 %	67.86 %	68.28 %
SePP-CID ( <i>ours</i> )	1024	66.58 %	68.51 %	69.53 %	70.89 %	72.46 %

Table 3: The classification accuracy of SimCLR and SePP-CID (*ours*) on ImageNet.

Table 3 shows that the SePP-CID method performs better than vanilla SimCLR on the ImageNet dataset. SePP-CID achieved 72.46% with 1024 batch size and 800 epochs which is better than vanilla SimCLR by 4.18%, in absolute terms.

**Comparing SePP-CID to NNCLR and FNC.** After proving the consistency of our approach on different datasets with varying epochs and batch sizes, we linearly evaluate our approach with other approaches that treat the semantic pairs as



positive pairs during model training. We used SimCLR as a baseline and we pre-trained the three approaches on two datasets (CIFAR-10 and STL-10) with a batch size equal to 1024 and varying epochs. Next, we froze the backbone for the models and used the evaluation protocol of [9, 8, 3] to evaluate the models on the same datasets.

Approach\Epochs	STL-10				CIFAR-10			
	200	400	600	800	200	400	600	800
SimCLR	85.83%	87.95%	88.19%	89.08%	86.50%	87.60%	88.00%	88.62%
NNCLR	77.87%	81.53 %	83.67 %	85.47 %	84.13%	85.65 %	87.29%	88.18 %
FNC	85.33%	88.04 %	88.63 %	89.62 %	86.30 %	88.34 %	89.43%	90.51 %
SePP-CID ( <i>ours</i> )	88.25%	90.60 %	91.47 %	92.20%	88.59%	90.68%	91.82%	92.60%

Table 4: shows a comparison between the four approaches on two different datasets STL-10 and CIFAR-10 with the same batch size of 1024 and different epochs.

Table 4 shows that our approach (SePP-CID) significantly outperforms all the other approaches in both datasets with varying epochs. This supports our hypothesis that we can obtain more accurate semantic positive pairs by using pre-trained models and raw images in a dataset, thus we can pretrain our model on correct semantic pairs which improves the representation learning, yielding improved model performance on the downstream task. Also, the result shows that using a non-pretrained model with augmented images to determine the semantic pairs may slow the model convergence because the model needs several epochs to be able to pick the correct semantic positive pairs. For example, in Table 4 NNCLR achieved 85.47% on STL-10 dataset with 800 epochs while simCLR achieved 85.83% on 200 epochs.

The NNCLR learn visual representation by attracting the nearest neighbour instances in the embedding space (semantic pairs) because they assume they have similar content. However, using non-pretrained model and augmented images to find images that have similar content may cause obtaining wrong semantic pairs during model training which leads to slow model convergence and reduced model performance as shown in Table 4. On the contrary, FNC and SePP-CID both use positive pairs and semantic positive pairs to learn visual representation. The difference between the two approaches is that FNC determines the semantic pairs by using non-pretrained model and augmented images which may also cause choose wrong semantic pairs and reduce the model performance. In our approach, we used a pre-trained model with raw images from the dataset to acquire more accurate semantic pairs, therefore the CID model is trained on the right semantic pairs from the beginning of training which leads to improves model performance.

#### 4.1 Ablation Study

Here we provide a more in-depth analysis of our approach. We used various  $K$  values (a constant number to determine how many images from the original dataset are involved in the pre-processing) to check how it affects the performance of the contrastive instance discrimination. In addition, we picked random images from the original dataset, transformed them, and then added them back to the dataset. With this, we wanted to ensure that boosting the performance of CID methods originated from the semantic positive pairs not because of increasing the size of the dataset. For the ablation studies, we pre-trained all the models for up to 200 epochs with batch size 256 on the ImageNet dataset.

K-size	K proportion to ImageNet dataset	semantic positive pairs	accuracy
12800	k=1%	900	59.30%
25600	K = 2%	1762	60.18%
51200	K =4%	4710	61.87%
64000	K = 5%	4968	62.30%
76800	K = 6%	5306	62.38%

Table 5: Relation between  $K$  (number of images involved in the pre-process) with semantic positive pairs and model performance.

It is obvious in Table 5 that when we increase the ( $K$ -size), the number of semantic positive pairs is increased which in turn increases the model’s performance. This proves that semantic positive pairs are affected positively in the performance of contrastive instance discrimination. To ensure that the enhancement in the performance is because of the semantic positive pairs, not for increasing the size of the dataset. We randomly picked 4968 images from ImageNet, and then we created two copies for them ( $x_i$  and  $x'_i$ ) each of which has random data augmentation, after that we add them

again to the dataset. We picked this amount of images from the dataset because it is equal to the number of semantic positive pairs when the k-size= 64000 images (k=5% of the dataset). Thus, we can compare if the improvement came from semantic positive pairs or from increasing the size of the dataset.

Dataset pre-process	Number of added pairs	Accuracy
SimCLR	0	58.20%
SimCLR with added random images	4968	58.36%
SePP-CID (k = 5% )	4968	62.30%

Table 6: Performance of SimCLR with different pre-processing on ImageNet dataset.

Adding random images to the original dataset after the transformation has a negligible improvement to the SimCLR performance (0.16%) whereas adding the same number of semantic positive pairs by our approach increases the performance of SimCLR by 4.1% (see Table 6).

## 5 Limitation

We find that increasing the (K-size) improves the performance of the contrastive instance discrimination approach but this improvement costs time to the model pretraining (Figure 7 shows the relation between time and K size). There is a linear relation between increasing the (K-size) and model pre-train time. Thus, if we want to find the semantic positive pairs between the first (10k) images in the dataset this preprocess will add 1 hour to the training of the contrastive instance discrimination model.

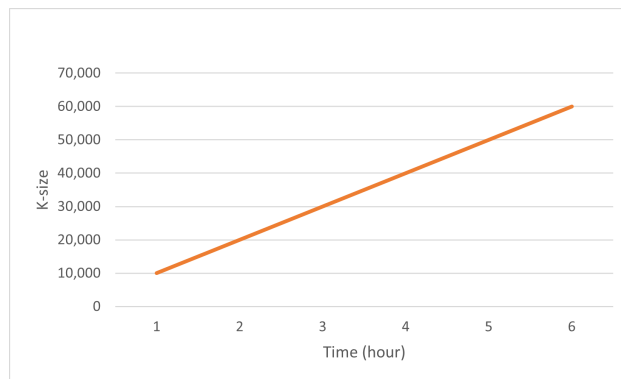


Figure 7: relation between time and K-size.

## 6 Conclusion & Future Work

In this work, we highlighted some of the limitations of the previous approaches proposed for finding the semantic positive pairs, and proposed a new approach termed SePP-CID for solving this issue which improves the performance of contrastive instance discrimination methods. We evaluated SePP-CID on three datasets (ImageNet, STL10, and CIFAR10) and demonstrated a consistent increase in performance, outperforming the original SimCLR considerably, including on the full ImageNet dataset for 800 epochs. We find that increasing the number of images involved in the pre-processing (K-size) improves performance, but this improvement is computationally expensive and increases the model pre-training time. This needs to be factored in when employing this methodology. Lastly, although we used only SimCLR as a baseline CID method, we expect to evidence the same behaviour when other CID baseline methods are used, e.g. MoCo and MoCo v2. Our future work involves expanding our approach to other CID and non-CID methods.

## References

- [1] Wouter Van Gansbeke, Simon Vandenhende, Stamatios Georgoulis, Marc Proesmans, and Luc Van Gool. Scan: Learning to classify images without labels. In *European conference on computer vision*, pages 268–285. Springer, 2020.

- [2] Kaiming He, Haoqi Fan, Yuxin Wu, Saining Xie, and Ross Girshick. Momentum contrast for unsupervised visual representation learning. In *Proceedings of the IEEE/CVF conference on computer vision and pattern recognition*, pages 9729–9738, 2020.
- [3] Ting Chen, Simon Kornblith, Mohammad Norouzi, and Geoffrey Hinton. A simple framework for contrastive learning of visual representations. In *International conference on machine learning*, pages 1597–1607. PMLR, 2020.
- [4] Xinlei Chen, Haoqi Fan, Ross Girshick, and Kaiming He. Improved baselines with momentum contrastive learning. *arXiv preprint arXiv:2003.04297*, 2020.
- [5] Ishan Misra and Laurens van der Maaten. Self-supervised learning of pretext-invariant representations. In *Proceedings of the IEEE/CVF conference on computer vision and pattern recognition*, pages 6707–6717, 2020.
- [6] Xinlei Chen and Kaiming He. Exploring simple siamese representation learning. In *Proceedings of the IEEE/CVF conference on computer vision and pattern recognition*, pages 15750–15758, 2021.
- [7] Ching-Yao Chuang, Joshua Robinson, Yen-Chen Lin, Antonio Torralba, and Stefanie Jegelka. Debaised contrastive learning. *Advances in neural information processing systems*, 33:8765–8775, 2020.
- [8] Tri Huynh, Simon Kornblith, Matthew R Walter, Michael Maire, and Maryam Khademi. Boosting contrastive self-supervised learning with false negative cancellation. In *Proceedings of the IEEE/CVF winter conference on applications of computer vision*, pages 2785–2795, 2022.
- [9] Debidatta Dwibedi, Yusuf Aytar, Jonathan Tompson, Pierre Sermanet, and Andrew Zisserman. With a little help from my friends: Nearest-neighbor contrastive learning of visual representations. In *Proceedings of the IEEE/CVF International Conference on Computer Vision*, pages 9588–9597, 2021.
- [10] Yonglong Tian, Chen Sun, Ben Poole, Dilip Krishnan, Cordelia Schmid, and Phillip Isola. What makes for good views for contrastive learning? *Advances in Neural Information Processing Systems*, 33:6827–6839, 2020.
- [11] Tete Xiao, Xiaolong Wang, Alexei A Efros, and Trevor Darrell. What should not be contrastive in contrastive learning. *arXiv preprint arXiv:2008.05659*, 2020.
- [12] Jeff Donahue, Yangqing Jia, Oriol Vinyals, Judy Hoffman, Ning Zhang, Eric Tzeng, and Trevor Darrell. Decaf: A deep convolutional activation feature for generic visual recognition. In *International conference on machine learning*, pages 647–655. PMLR, 2014.
- [13] Alžběta Manová, Aiden Durrant, and Georgios Leontidis. S-jea: Stacked joint embedding architectures for self-supervised visual representation learning. *arXiv preprint arXiv:2305.11701*, 2023.
- [14] Ross Girshick, Jeff Donahue, Trevor Darrell, and Jitendra Malik. Rich feature hierarchies for accurate object detection and semantic segmentation. In *Proceedings of the IEEE conference on computer vision and pattern recognition*, pages 580–587, 2014.
- [15] Matthew D Zeiler and Rob Fergus. Visualizing and understanding convolutional networks. In *Computer Vision—ECCV 2014: 13th European Conference, Zurich, Switzerland, September 6–12, 2014, Proceedings, Part I 13*, pages 818–833. Springer, 2014.
- [16] Aiden Durrant and Georgios Leontidis. Hyperspherically regularized networks for self-supervision. *Image and Vision Computing*, 124:104494, 2022.
- [17] Dong-Ki Kim and Matthew R Walter. Satellite image-based localization via learned embeddings. In *2017 IEEE International Conference on Robotics and Automation (ICRA)*, pages 2073–2080. IEEE, 2017.
- [18] Aiden Durrant and Georgios Leontidis. Hmsn: Hyperbolic self-supervised learning by clustering with ideal prototypes. *arXiv preprint arXiv:2305.10926*, 2023.
- [19] Prannay Khosla, Piotr Teterwak, Chen Wang, Aaron Sarna, Yonglong Tian, Phillip Isola, Aaron Maschinot, Ce Liu, and Dilip Krishnan. Supervised contrastive learning. *Advances in neural information processing systems*, 33:18661–18673, 2020.
- [20] Mathilde Caron, Ishan Misra, Julien Mairal, Priya Goyal, Piotr Bojanowski, and Armand Joulin. Unsupervised learning of visual features by contrasting cluster assignments. *Advances in neural information processing systems*, 33:9912–9924, 2020.
- [21] Mathilde Caron, Piotr Bojanowski, Armand Joulin, and Matthijs Douze. Deep clustering for unsupervised learning of visual features. In *Proceedings of the European conference on computer vision (ECCV)*, pages 132–149, 2018.
- [22] Yuki Markus Asano, Christian Rupprecht, and Andrea Vedaldi. Self-labelling via simultaneous clustering and representation learning. *arXiv preprint arXiv:1911.05371*, 2019.

- [23] Jean-Bastien Grill, Florian Strub, Florent Altché, Corentin Tallec, Pierre Richemond, Elena Buchatskaya, Carl Doersch, Bernardo Avila Pires, Zhaohan Guo, Mohammad Gheshlaghi Azar, et al. Bootstrap your own latent-a new approach to self-supervised learning. *Advances in neural information processing systems*, 33:21271–21284, 2020.
- [24] Spyros Gidaris, Andrei Bursuc, Nikos Komodakis, Patrick Pérez, and Matthieu Cord. Learning representations by predicting bags of visual words. In *Proceedings of the IEEE/CVF Conference on Computer Vision and Pattern Recognition*, pages 6928–6938, 2020.
- [25] Spyros Gidaris, Andrei Bursuc, Gilles Puy, Nikos Komodakis, Matthieu Cord, and Patrick Perez. Obow: Online bag-of-visual-words generation for self-supervised learning. In *Proceedings of the IEEE/CVF Conference on Computer Vision and Pattern Recognition*, pages 6830–6840, 2021.
- [26] Jure Zbontar, Li Jing, Ishan Misra, Yann LeCun, and Stéphane Deny. Barlow twins: Self-supervised learning via redundancy reduction. In *International Conference on Machine Learning*, pages 12310–12320. PMLR, 2021.
- [27] Adrien Bardes, Jean Ponce, and Yann LeCun. Vicreg: Variance-invariance-covariance regularization for self-supervised learning. *arXiv preprint arXiv:2105.04906*, 2021.
- [28] Yannis Kalantidis, Mert Bulent Sariyildiz, Noe Pion, Philippe Weinzaepfel, and Diane Larlus. Hard negative mixing for contrastive learning. *Advances in Neural Information Processing Systems*, 33:21798–21809, 2020.
- [29] Joshua Robinson, Ching-Yao Chuang, Suvrit Sra, and Stefanie Jegelka. Contrastive learning with hard negative samples. *arXiv preprint arXiv:2010.04592*, 2020.
- [30] Mike Wu, Milan Mosse, Chengxu Zhuang, Daniel Yamins, and Noah Goodman. Conditional negative sampling for contrastive learning of visual representations. *arXiv preprint arXiv:2010.02037*, 2020.
- [31] Matko Bošnjak, Pierre H Richemond, Nenad Tomasev, Florian Strub, Jacob C Walker, Felix Hill, Lars Holger Buesing, Razvan Pascanu, Charles Blundell, and Jovana Mitrovic. Semppl: Predicting pseudo-labels for better contrastive representations. *arXiv preprint arXiv:2301.05158*, 2023.
- [32] Xihong Yang, Xiaochang Hu, Sihang Zhou, Xinwang Liu, and En Zhu. Interpolation-based contrastive learning for few-label semi-supervised learning. *IEEE Transactions on Neural Networks and Learning Systems*, 2022.
- [33] Adam Coates and Andrew Y Ng. Analysis of large-scale visual recognition. In *Advances in neural information processing systems*, pages 284–292, 2011.
- [34] Alex Krizhevsky. Learning multiple layers of features from tiny images. Technical report, Citeseer, 2009.
- [35] Olga Russakovsky, Jia Deng, Hao Su, Jonathan Krause, Sanjeev Satheesh, Sean Ma, Zhiheng Huang, Andrej Karpathy, Aditya Khosla, Michael Bernstein, Alexander C. Berg, and Li Fei-Fei. ImageNet Large Scale Visual Recognition Challenge. *International Journal of Computer Vision (IJCV)*, 115(3):211–252, 2015.