

SPARSE ESTIMATION IN ORDINARY KRIGING FOR FUNCTIONAL DATA

A PREPRINT

 **Hidetoshi Matsui**
Faculty of Data Science
Shiga University
1-1-1 Banba, Hikone, Shiga
hmatsui@biwako.shiga-u.ac.jp

Yuya Yamakawa
Graduate School of Informatics
Kyoto University
Yoshida-Honmachi, Sakyo-ku, Kyoto
yuya@kyoto-u.ac.jp

June 28, 2023

ABSTRACT

We introduce a sparse estimation in the ordinary kriging for functional data. The functional kriging predicts a feature given as a function at a location where the data are not observed by a linear combination of data observed at other locations. To estimate the weights of the linear combination, we apply the lasso-type regularization in minimizing the expected squared error. We derive an algorithm to derive the estimator using the augmented Lagrange method. Tuning parameters included in the estimation procedure are selected by cross-validation. Since the proposed method can shrink some of the weights of the linear combination toward zeros exactly, we can investigate which locations are necessary or unnecessary to predict the feature. Simulation and real data analysis show that the proposed method appropriately provides reasonable results.

Keywords Functional data analysis · Kriging · Lasso · Spatio-temporal data

1 Introduction

Functional data analysis has received considerable attentions in various fields such as medicine, social science and biology as one of the techniques that treat the longitudinal data rather than scalar data. Various methodologies have been developed such as functional regression analysis, functional principal component analysis and functional canonical correlation analysis [28, 19]. More recently, there has been a growing interest in approaches to functional data where individuals are dependent on each other. In particular, not dependent on individuals [21]. Examples include time series analysis [5, 18] and spatial data analysis [9, 20, 24] for functional data.

In this work we focus on the spatial functional data analysis, the spatial data analysis for functional data. The spatial data analysis considers the problem of analyzing univariate or multivariate data each of which is observed at a location distributed over a certain space, taking the spatial correlation into consideration [11, 8]. Kriging, one of the most typical methods for analyzing spatial data, predicts a feature at a location where data has not yet been observed by a linear combination of the feature at locations where the data has been observed. When we have longitudinal data for a feature observed at several locations, the spatial functional data analysis treats the longitudinal data as functional data and then applies the spatial data analysis such as the kriging. As an earlier work, [14] approached this problem by fitting the longitudinal data using a parametric model and then applied the kriging to the fitted data, under the restriction that the number of time points is small. [13] proposed the ordinal kriging method for functional data. They derived a procedure for estimating the weights of the linear combination under the assumption of the weakly stationary. Then we can investigate how the functional data at the observed locations relate for predicting the function at the unobserved location. [12] extended the ordinary functional kriging to the case where the weights vary with time. Furthermore, [7, 25] considered the universal kriging, which loosens the assumption of the stationary. The universal kriging assumes that the trend of a functional feature over the space can be explained by a function of other features

such as linear combinations. [1] also approached predicting the function at an unobserved point using a penalized spline fitting the data as functions with respect to location and time.

The kriging with sparse regularization enables us to select the information relevant to the prediction of the feature at unobserved locations. The sparse regularization is one of the most useful tools for variable selection in that it estimates the unknown parameters based on the regularization with L_1 -type penalty [16]. Typical L_1 -type penalties include the lasso [29], elastic net [35] and MCP [32]. The sparse regularization has also been applied to the kriging methods for scalar data. [22] applied the sparsity-inducing penalty to the ordinary kriging. On the other hand, [17] applied the lasso to estimate the coefficients of the linear combination of variables that expresses the trend of the universal kriging. As similar works, [31], [33] and [26] also approached the lasso for selecting important variables that compose the trend of the universal kriging.

If we can estimate the kriging weights towards exact zeros, then we can investigate which locations are related to predicting the feature at an unobserved location. To obtain such estimators, we propose to apply the sparse regularization to the weights of the ordinary kriging for functional data. We obtain the sparse estimators of the weights by minimizing the integrated expected squared error with the L_1 -type penalty under the second-order stationary assumption for the feature. Here we apply the adaptive lasso-type regularization [34] to incorporate the ordinary kriging estimator. Since it is difficult to derive the estimator of the kriging weights with the L_1 -type penalty, we apply the augmented Lagrange method to obtain them numerically. Tuning parameters included in the estimation are selected by the cross-validation. We apply the proposed method to the analysis of simulated data and weather data and then investigate whether the proposed method gives appropriate estimates.

This paper is organized as follows. Section 2 provides the ordinary kriging for functional data as a preliminary. In Section 3 we introduce the sparse estimation for the ordinary functional kriging. Section 4 shows the results of simulation and real data analysis. Finally, we conclude the main points in Section 5.

2 Ordinary kriging for functional data

Let $X(\mathbf{s}; t)$ be a random function at $\mathbf{s} \in \mathcal{S} \subset \mathbb{R}^d$ over $t \in \mathcal{T} \subset \mathbb{R}$. Typically \mathbf{s} and t correspond to the location and time, respectively. Suppose that $X(\mathbf{s}; t)$ satisfies the second-order stationary and isotropy conditions, that is,

$$\begin{aligned} \mathbb{E}[X(\mathbf{s}; t)] &= m(t), \\ \text{Cov}[X(\mathbf{s} + \mathbf{h}; t), X(\mathbf{s}; u)] &= C(\|\mathbf{h}\|; t, u) \end{aligned}$$

for $\forall \mathbf{h} \in \mathcal{S}$, where $m(t)$ is a function that depends only on t and $C(r; t, u)$ is a function that depends only on $r = \|\mathbf{h}\|$, t and u . Under the above conditions, the function

$$\gamma(r; t) = \frac{1}{2} \mathbb{V}[X(\mathbf{s} + \mathbf{h}; t) - X(\mathbf{s}; t)] = \frac{1}{2} \mathbb{E}[X(\mathbf{s} + \mathbf{h}; t) - X(\mathbf{s}; t)]^2$$

depends only on $r = \|\mathbf{h}\|$ and t . The $\gamma(r; t)$ is called a semi-variogram, and its integration $\gamma(r) = \int_{\mathcal{T}} \gamma(r; t) dt$ is called a trace-variogram.

We denote $X(\mathbf{s}_1; t), \dots, X(\mathbf{s}_n; t)$ as random functions at locations $\mathbf{s}_1, \dots, \mathbf{s}_n \in \mathcal{S}$, respectively, where we assume $\mathbf{s}_i \neq \mathbf{s}_j$ ($i \neq j$). The aim of ordinary kriging here is to predict a function $X(\mathbf{s}_0; t)$ at location $\mathbf{s}_0 \neq \mathbf{s}_i$ ($i = 1, \dots, n$) that the data are obtained using the data observed at $\mathbf{s}_1, \dots, \mathbf{s}_n$. We assume that the predicted function for $X(\mathbf{s}_0; t)$ is expressed by linear combinations of functions at observed points:

$$\hat{X}(\mathbf{s}_0; t) = \sum_{i=1}^n \lambda_i X(\mathbf{s}_i; t), \quad (1)$$

where $\lambda_1, \dots, \lambda_n$ are unknown parameters corresponding to kriging weights. Equation (1) allows us to quantify how and which the functional feature at observed locations contributes to the prediction of the unobserved location. Under the condition that the function $\hat{X}(\mathbf{s}_0; t)$ satisfies the second-order stationary, λ_i has the condition that $\sum_{i=1}^n \lambda_i = 1$.

In the ordinary kriging for functional data, we estimate λ_i in (1) by solving the following constrained optimization problem [13]:

$$\begin{aligned} &\text{Minimize} && \int_{\mathcal{T}} E \left[X(\mathbf{s}_0; t) - \hat{X}(\mathbf{s}_0; t) \right]^2 dt \\ &\text{subject to} && \sum_{i=1}^n \lambda_i - 1 = 0. \end{aligned}$$

Solving the above problem is reduced to minimizing the following Lagrange function with respect to $\boldsymbol{\lambda}$ and μ by the method of Lagrange multipliers:

$$\begin{aligned} L(\boldsymbol{\lambda}, \mu) &= \int_{\mathcal{T}} E \left[X(\mathbf{s}_0; t) - \hat{X}(\mathbf{s}_0; t) \right]^2 dt + 2\mu \left(\sum_{i=1}^n \lambda_i - 1 \right) \\ &= \boldsymbol{\lambda}^\top C \boldsymbol{\lambda} - 2\mathbf{c}_0^\top \boldsymbol{\lambda} + 2\mu(\mathbf{1}_n^\top \boldsymbol{\lambda} - 1). \end{aligned} \quad (2)$$

where $\mu \in \mathbb{R}$ is a Lagrange multiplier, $\boldsymbol{\lambda} = (\lambda_1, \dots, \lambda_n)^\top$, $C = (\int_{\mathcal{T}} C(\|\mathbf{s}_i - \mathbf{s}_j\|; t, t) dt)_{ij}$, $\mathbf{c}_0 = (\int_{\mathcal{T}} C(\|\mathbf{s}_1 - \mathbf{s}_0\|; t, t) dt, \dots, \int_{\mathcal{T}} C(\|\mathbf{s}_n - \mathbf{s}_0\|; t, t) dt)^\top$, and $\mathbf{1}_n = (1, \dots, 1)^\top$ is an n -dimensional vector. Note that C is positive semi-definite since the matrix whose (i, j) -th element is $C(\|\mathbf{s}_i - \mathbf{s}_j\|; t, t)$ with fixed t is positive semi-definite. The solution that minimizes (2) is obtained by simple matrix calculation and the conditions of second-order stationary and isotropy. Since partial derivatives of (2) with respect to $\boldsymbol{\lambda}$ and μ respectively give

$$\frac{\partial L(\boldsymbol{\lambda}, \mu)}{\partial \boldsymbol{\lambda}} = 2C\boldsymbol{\lambda} - 2\mathbf{c}_0 + 2\mu\mathbf{1}_n, \quad \frac{\partial L(\boldsymbol{\lambda}, \mu)}{\partial \mu} = 2(\mathbf{1}_n^\top \boldsymbol{\lambda} - 1),$$

we should solve the following linear system to estimate the ordinary kriging weights $\lambda_1, \dots, \lambda_n$:

$$\begin{pmatrix} C & \mathbf{1}_n \\ \mathbf{1}_n^\top & 0 \end{pmatrix} \begin{pmatrix} \boldsymbol{\lambda} \\ \mu \end{pmatrix} = \begin{pmatrix} \mathbf{c}_0 \\ 1 \end{pmatrix}. \quad (3)$$

Indeed it is difficult to estimate the function $\int_{\mathcal{T}} C(r; t, t) dt$ directly. Instead we use the relationship $\gamma(r) = \int_{\mathcal{T}} C(0; t, t) dt - \int_{\mathcal{T}} C(r; t, t) dt$ and estimate the trace-variogram $\gamma(r)$. The $\gamma(r)$ can be obtained by calculating the sample variance of the difference of the pair of observations such that the distance between two locations equals to r . Since such pairs are very scarce, we calculate the variance using a set of observations where the distance between two points is close to r . Denote a set of pairs of points whose distances are close to r as

$$N_r = \{(\mathbf{s}_i, \mathbf{s}_j); \|\mathbf{s}_i - \mathbf{s}_j\| \approx r\},$$

then we estimate the trace-variogram $\gamma(\|\mathbf{s}_i - \mathbf{s}_j\|)$ by the sample variance using N_r :

$$\hat{\gamma}(\|\mathbf{s}_i - \mathbf{s}_j\|) = \frac{1}{2|N_r|} \sum_{i, j \in N_r} \int_{\mathcal{T}} [x(\mathbf{s}_i; t) - x(\mathbf{s}_j; t)]^2 dt, \quad (4)$$

where $|N_r|$ is the size of N_r . See [8] for details of the estimation of the variogram.

In real situations, the data are observed longitudinally at discrete time points rather than continuously. Therefore, we need to transform the observed data into functions. To do it, we assume that the functional data $x(\mathbf{s}_i; t)$ is expressed by basis expansion as follows.

$$x(\mathbf{s}_i; t) = \sum_{m=1}^M w_{im} \phi_m(t) = \mathbf{w}_i^\top \boldsymbol{\phi}(t), \quad (5)$$

where $\boldsymbol{\phi}(t) = (\phi_1(t), \dots, \phi_M(t))^\top$ is a vector of basis functions and $\mathbf{w}_i = (w_{i1}, \dots, w_{iM})^\top$ is a vector of coefficients. After estimating the coefficient \mathbf{w} , we treat $\{x(\mathbf{s}_i; t) = \mathbf{w}_i^\top \boldsymbol{\phi}(t); i = 1, \dots, n\}$ as functional data. For details of the method for estimating \mathbf{w} , see [15, 28]. Using the assumption of basis expansion, the integral in (4) is calculated as

$$\int_{\mathcal{T}} [x(\mathbf{s}_i; t) - x(\mathbf{s}_j; t)]^2 dt = (\mathbf{w}_i - \mathbf{w}_j)^\top \Phi (\mathbf{w}_i - \mathbf{w}_j),$$

where $\Phi = \int_{\mathcal{T}} \boldsymbol{\phi}(t) \boldsymbol{\phi}(t)^\top dt$. Then the value of (4) is obtained by fitting $\hat{\gamma}(r)$ by some parametric models such as Gaussian or exponential models, here we use Matérn model.

Therefore, we have the ordinary functional kriging (OFK) estimators of $\boldsymbol{\lambda}$ and μ is given by

$$\begin{pmatrix} \hat{\boldsymbol{\lambda}} \\ \hat{\mu} \end{pmatrix} = \begin{pmatrix} C & \mathbf{1} \\ \mathbf{1}^\top & 0 \end{pmatrix}^{-1} \begin{pmatrix} \mathbf{c}_0 \\ 1 \end{pmatrix}. \quad (6)$$

As a result, when we have functional data $x(\mathbf{s}_1; t), \dots, x(\mathbf{s}_n; t)$ at n points, we predict a function $x(\mathbf{s}_0; t)$ at a point \mathbf{s}_0 as

$$\hat{x}(\mathbf{s}_0; t) = \sum_{i=1}^n \hat{\lambda}_i x(\mathbf{s}_i; t). \quad (7)$$

For more details, see [13, 24].

3 Sparse ordinary kriging for functional data

In this section, we introduce a method for applying sparse regularization for estimating the weights λ_i in (1) of the ordinary functional kriging. To begin with, for given hyperparameters η and τ , we consider the following minimization problem which is obtained by imposing an L_1 -type penalization to the minimization problem (2).

$$\begin{aligned} \text{Minimize } f(\boldsymbol{\lambda}) &:= \boldsymbol{\lambda}^\top C \boldsymbol{\lambda} - 2\mathbf{c}_0^\top \boldsymbol{\lambda} + \eta \sum_{i=1}^n \widehat{w}_i |\lambda_i| \\ \text{subject to } g(\boldsymbol{\lambda}) &:= \mathbf{1}_n^\top \boldsymbol{\lambda} - 1 = 0, \end{aligned} \quad (8)$$

where η is an regularization parameter and $\widehat{w}_i > 0$ is an adaptive weight. Here we set $\widehat{w}_i = |\widehat{\lambda}_i|^{-\tau}$, where $\widehat{\lambda}_i$ is the ordinary kriging estimator of λ_i obtained by the method described in the previous section, and $\tau > 0$ is a tuning parameter. Note that the problem (8) is obtained by adding the adaptive lasso-type penalty [34] to the OFK. We call the solution $\widehat{\boldsymbol{\lambda}} = (\widehat{\lambda}_1, \dots, \widehat{\lambda}_n)^\top$ of (8) the sparse ordinary functional kriging (SOFK) estimator.

It is difficult to apply the well-known estimation algorithms for the lasso such as the coordinate descent method [10] and the alternating direction method [6] to obtain a minimizer $\boldsymbol{\lambda}$ of (8) due to the constraint. We use the following augmented Lagrangian method which is one of the most famous algorithms and is used in a lot of fields.

Step 0: Give a positive sequence $\{\rho_k\}$. Select an initial primal point $\boldsymbol{\lambda}_0$ and Lagrange multiplier μ_0 . Set $k := 0$.

Step 1: If the termination criterion is satisfied, then stop.

Step 2: Find a minimizer $\boldsymbol{\lambda}^*$ of the following problem:

$$\begin{aligned} \text{Minimize } f(\boldsymbol{\lambda}) + \mu_k g(\boldsymbol{\lambda}) + \frac{\rho_k}{2} g(\boldsymbol{\lambda})^2 \\ \text{subject to } \boldsymbol{\lambda} \in \mathbb{R}^n. \end{aligned} \quad (9)$$

Set $\boldsymbol{\lambda}_{k+1} := \boldsymbol{\lambda}^*$.

Step 3: Update the Lagrange multiplier μ_k as follows:

$$\mu_{k+1} := \mu_k + \rho_k g(\boldsymbol{\lambda}_{k+1}).$$

Step 4: Set $k \leftarrow k + 1$ and go back to Step 1.

In Step 2, we have to find the minimizer of the problem (9). We then note that it can be recast in the following form:

$$\begin{aligned} \text{Minimize } \frac{1}{2} \|A\boldsymbol{\lambda} - b\|^2 + \eta \sum_{i=1}^n \widehat{w}_i |\lambda_i| \\ \text{subject to } \boldsymbol{\lambda} \in \mathbb{R}^n, \end{aligned} \quad (10)$$

where A and b are defined by

$$\begin{aligned} A &:= (2C + \rho_k \mathbf{1}_n \mathbf{1}_n^\top)^{\frac{1}{2}}, \\ b &:= (2C + \rho_k \mathbf{1}_n \mathbf{1}_n^\top)^{-\frac{1}{2}} (2\boldsymbol{\gamma}_0 + \rho_k \mathbf{1}_n - \mu_k \mathbf{1}_n), \end{aligned}$$

respectively. This kind of optimization problem can be effectively solved by the proximal gradient type algorithms, and hence we apply the Fast Iterative Shrinkage Thresholding Algorithm (FISTA) [2] for the problem (10) which is equivalent to the problem (9). Moreover, if we choose the sequence $\{\rho_k\}$ so that $\sum_{k=0}^{\infty} \rho_k = \infty$, then [3, Proposition 5.2.1] ensures that any accumulation point generated by the augmented Lagrangian method is an optimal solution of the problem (8). For the details, see [3, Section 5.2.1]. In the current paper, the parameter sequence $\{\rho_k\}$ is updated by the following rule.

$$\rho_{k+1} := \begin{cases} \kappa \rho_k & \text{if } g(\boldsymbol{\lambda}_{k+1}) > \alpha g(\boldsymbol{\lambda}_k), \\ \rho_k & \text{otherwise,} \end{cases} \quad (11)$$

where $\alpha \in (0, 1)$ and κ are additional hyperparameters. This updating rule is quite general and adopted in existing articles, such as [4, 23, 30]. Here we fixed them as $\alpha = 0.9$ and $\kappa = 2$.

In the proposed sparse regularization method, we obtain several minimizers $\boldsymbol{\lambda}^{(1)}, \dots, \boldsymbol{\lambda}^{(N)}$ for given hyperparameters $(\eta, \tau) = (\eta^{(1)}, \tau^{(1)}), \dots, (\eta^{(N)}, \tau^{(N)})$, respectively. The best tuning parameters (η, τ) are selected by using cross-validation.

$$CV = \sum_{i=1}^n \int \left\{ x(\mathbf{s}_i; t) - \widehat{x}^{(-i)}(\mathbf{s}_i; t) \right\}^2 dt, \quad (12)$$

where $\widehat{x}^{(-i)}(\mathbf{s}_i; t)$ is an predicted function by SOFK at the i -th location \mathbf{s}_i obtained using the functional data of size $n - 1$ excluding the i -th observation out of n . In particular, we adopt (η, τ) to minimize (12) as the best tuning parameter.

The algorithm for estimating $\boldsymbol{\lambda}$ and μ is summarized as follows.

Step 0: Give a fixed hyperparameter set $\{(\eta^{(j)}, \tau^{(j)})\}_{j=1}^N$. Set $j := 0$.

Step 1: Find the optimal solution $\boldsymbol{\lambda}^{(j)}$ of (8) with $(\eta, \tau) := (\eta^{(j)}, \tau^{(j)})$.

Step 2: Calculate (12) using the estimated $\boldsymbol{\lambda}^{(j)}$ and obtain $CV^{(j)}$ by using (12).

Step 3: If $j < N$, then $j \leftarrow j + 1$ and go back to Step 1. Otherwise, select $(\eta^{(\ell)}, \tau^{(\ell)})$, where ℓ satisfies $CV^{(\ell)} = \min_{1 \leq j \leq N} CV^{(j)}$. Obtain the corresponding estimator of $\boldsymbol{\lambda}^{(\ell)}$.

4 Example

4.1 Simulation

We examined the effectiveness of the proposed method through the application to the analysis of simulation data. The aim of this simulation is to express predictions of functions as (7) at locations where the data are not observed, and to investigate the behavior of the estimated kriging weights $\{\hat{\lambda}_i; i = 1, \dots, n\}$ in (6).

Consider a two-dimensional squared-shaped domain $\mathcal{S} = [0, 1] \times [0, 1]$ and equally spaced $15 \times 15 = 225$ locations on \mathcal{S} . Each location has a feature that is spatially correlated, where it is longitudinally observed at $n = 50$ randomly chosen locations out of 225, as shown in Figure 1 left. We generated longitudinal data $\{x_{ij}; j = 1, \dots, N\}$ at the i -th of n locations by adding Gaussian noises to the true structure expressed by basis expansion as

$$x_{ij} = \mathbf{w}_i^\top \boldsymbol{\phi}(t_{ij}) + \varepsilon_{ij},$$

where ε_{ij} is independently and identically normally distributed with mean 0 and standard deviation 0.05. Here we used B -spline for $\boldsymbol{\phi}(t)$ with the number of basis functions $M = 10$. Coefficients \mathbf{w}_i ($i = 1, \dots, n$) are numerically generated so that they have positive spatial correlations using R package `gstat` [27]. The number of time points for the longitudinal data is $N = 31$ for all locations. Figure 1 right shows the observed longitudinal data at n sites in black points in Figure 1 left. We analyzed this dataset by applying the SOFK to predict the features at 175 locations where the longitudinal data are not observed and to investigate the estimated kriging weights. We also applied the OFK for comparison.

As a first process of the analysis, we transformed the observed longitudinal data at n locations by B -spline basis functions. Here we used R package `fda` and fixed the number of basis functions at 10 to save the computational cost. Then we applied the SOFK and OFK to each of test locations, where we used R package `geofd` to calculate the trace-variogram. Tuning parameters η and τ are selected by CV in (12). We investigated the estimated parameters λ_i ($i = 1, \dots, n$), especially how many parameters are estimated to be zeros.

Figure 2 left shows SOFK estimates at four locations to be predicted. These results show that almost all $\hat{\lambda}_i$ s are shrunken toward exactly zeros except for some locations close to the points to be predicted. Therefore, we can predict the functional data at the test location using only the functional data at locations nearby. Compared to the estimators by OFK shown in Figure 2 right, the smaller OFK estimators are estimated to be zeros by SOFK. In particular, all of the negative estimators by OFK are estimated to be zeros by SOFK. This result is reasonable for the data with positive spatial correlations.

Figure 3 shows the distribution of SOFK estimators of weights $\hat{\lambda}_i$ at 175 locations according to the distance from each of the prediction points. The weights are never shrunken toward exact zeros at the nearest locations, whereas almost all weights are estimated to be zeros at locations a short distance away from the test locations.

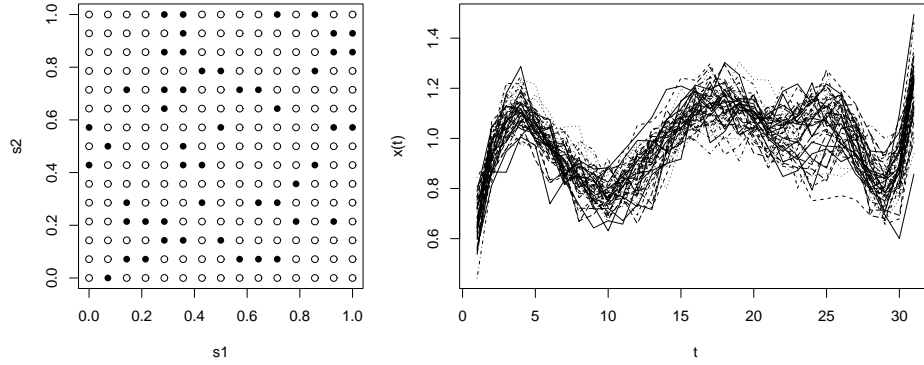


Figure 1: Left: locations to be investigated. Longitudinal data are observed at black points whereas they are not observed at white points. Right: Observed longitudinal data observed at black points shown in the left figure.

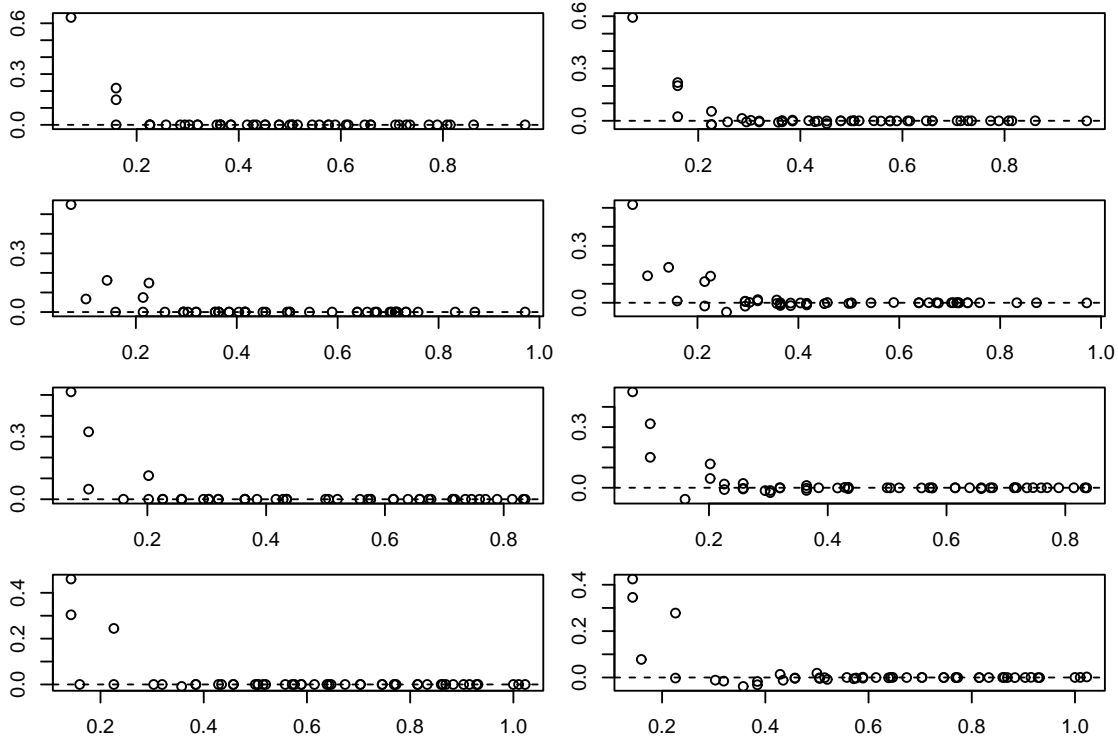


Figure 2: Examples of estimated kriging weights $\hat{\lambda}_1, \dots, \hat{\lambda}_n$ at 4 locations for SOFK (left) and OFK (right). Horizontal axes show distances from the locations s_1, \dots, s_n from the prediction points.

4.2 Real data analysis

We applied the proposed method to the analysis of Canadian weather data, available on R package `fda`. The data contains locations (longitude and latitude) of 35 cities in Canada and their daily temperatures each of which is averaged from 1960 to 1994. The locations and temperature data are shown in Figure 4. The aim of this analysis is to predict the annual temperature curve of Calgary using those at the remaining 34 locations and to investigate which location temperatures are used to predict it. To do it, we applied the proposed SOFK.

First, we transformed the observed temperature data at 35 locations including Calgary into functions by basis expansions. Here we used the Fourier series for basis functions since the data have periodicity, and the number of basis functions is fixed to be 77. For this dataset, we calculated the empirical trace-variogram and then estimated the weights λ_i in (1) by SOFK. Tuning parameters η and τ included in (8) are selected by CV.

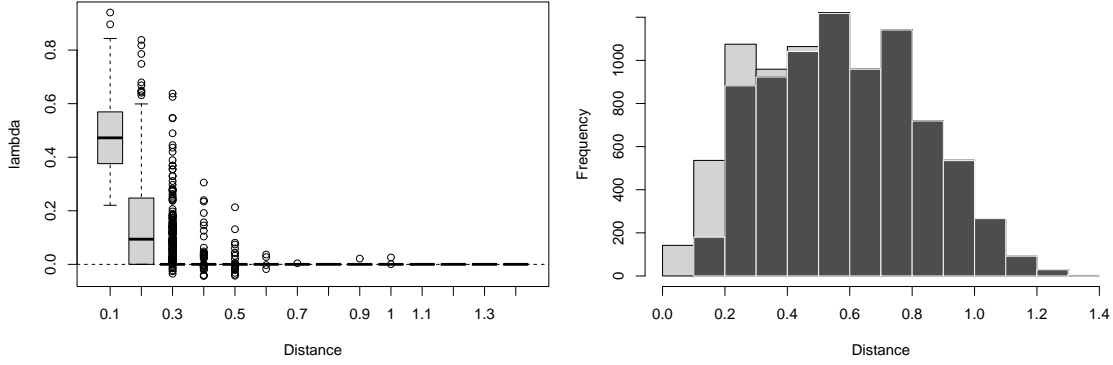


Figure 3: Left: Box-plots of the SOFK estimators $\hat{\lambda}_i$ for all unobserved locations according to the distance from the prediction point. Right: Histogram of the numbers of parameters $\hat{\lambda}_i$ according to the distance from the prediction points (light gray) and that of the number of parameters estimated to be zeros (dark gray).

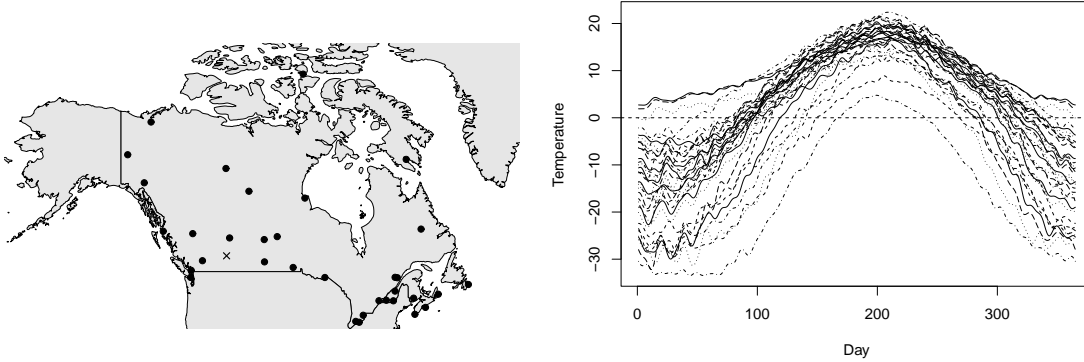


Figure 4: Canadian weather data. Left: Observed locations (black circle) and unobserved locations (cross mark, Calgary) to be predicted. Right: yearly temperatures at observed 34 locations.

Figure 5 shows estimated weights λ_i by SOFK and OFK according to the distance from Calgary. We can see that SOFK shrinks the weights of most locations except for three locations near Calgary towards exact zeros, whereas OFK does not; Edmonton (0.790) Kamloops (0.199), and Regina (0.011), as depicted in Figure 5 right. Specifically, the nonzero estimates of SOFK are all positive. Although some of the estimates of OFK are negative due to the constraint $\sum_{i=1}^n \lambda_i = 1$, this result is against the intuition that the temperatures of close locations are similar. Figure 6 shows predicted and observed temperature curves in Calgary. The predicted curve by SOFK gives almost the same fit as that by OFK.

5 Conclusion

We have proposed the sparse estimation method for ordinary functional kriging. The kriging gives predictions of the feature at unobserved locations by a linear combination of the data at observed locations. Using sparse regularization to estimate the weights, we can investigate which combination of locations is used to predict the feature of unobserved locations. This result may be available for the decision-making of prediction. The sparse ordinary functional kriging estimates are obtained by adaptive lasso-type regularization and the augmented Lagrange method. Simulation and real data analysis show that the proposed method appropriately estimates the unknown parameters and selected locations that are necessary to predict the feature at an unobserved location.

The proposed method assumed the second-order stationarity, but it is too strong to predict temperatures in any area. For example, temperatures in Japan are observed over a wide range from northeast to southwest and it is unnatural to assume the stationarity. To overcome this problem, an extension to universal kriging that loosens the stationarity assumption is considered. Other sparsity-inducing penalties such as SCAD and MCP may be available for doing SOFK. The comparison of these penalties remains as a future work.

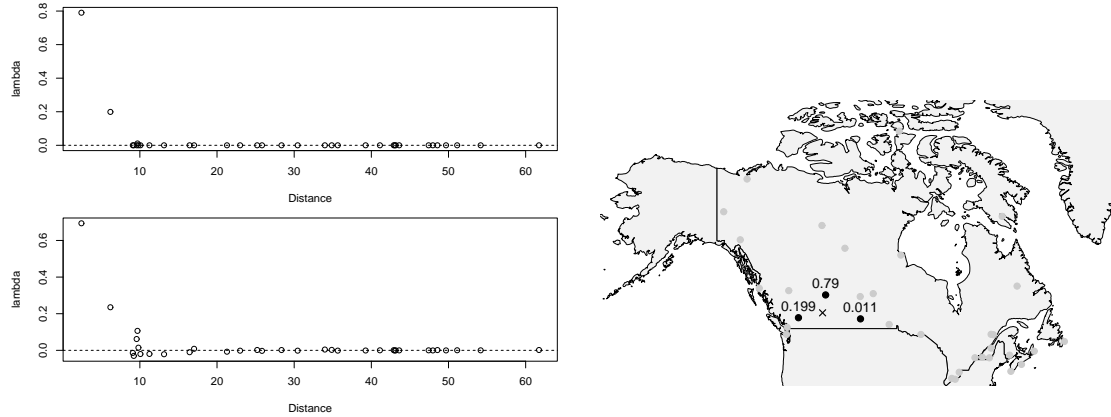


Figure 5: Left: estimated λ_i by SOFK (top) and OFK (bottom). The horizontal axis corresponds to the distance from Calgary. Right: estimated nonzero λ_i by SOFK in the map of Canada.

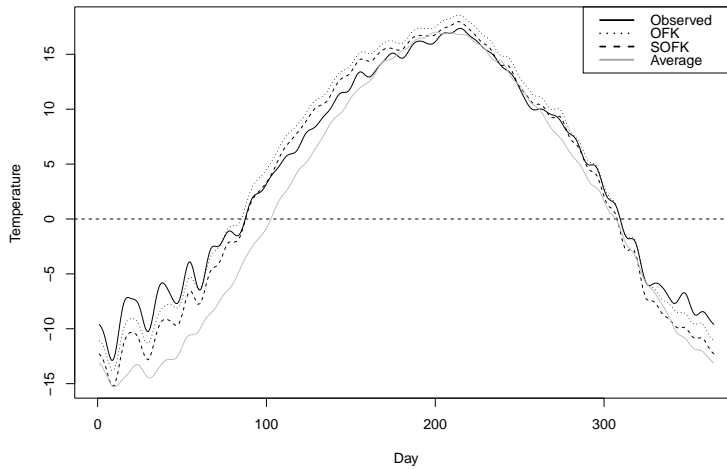


Figure 6: Prediction results for Calgary. The dashed line shows the observed data transformed as functional data, solid and dotted lines are predicted curves by SOFK and OFK, respectively, and the gray solid line is an averaged temperature.

Acknowledgment

This work was supported by JSPS KAKENHI Grant Numbers 19K11858 and 23K11005.

References

- [1] M. C. Aguilera-Morillo, M. Durbán, and A. M. Aguilera. Prediction of functional data with spatial dependence: a penalized approach. *Stoch. Environ. Res. Risk. Assess.*, 31(1):7–22, 2017.
- [2] A. Beck and M. Teboulle. A fast iterative shrinkage-thresholding algorithm for linear inverse problems. *SIAM J. Imaging Sci.*, 2(1):183–202, 2009.
- [3] D. P., Bertsekas. *Convex Optimization Algorithms*. Athena Scientific, 2015.
- [4] E. G. Birgin and J. M. Mart’inez. Augmented lagrangian method with nonmonotone penalty parameters for constrained optimization. *Comput. Optim. Appl.*, 51(3):941–965, 2012.
- [5] D. Bosq. *Linear processes in function spaces: theory and applications*. Springer, New York, 2000.
- [6] S. Boyd, N. Parikh, E. Chu, B. Peleato, and J. Eckstein. Distributed optimization and statistical learning via the alternating direction method of multipliers. *Found. Trends Mach. Learn.*, 3(1):1–122, 2011.

- [7] W. Caballero, R. Giraldo, and J. Mateu. A universal kriging approach for spatial functional data. *Stoch. Environ. Res. Risk. Assess.*, 27(7):1553–1563, 2013.
- [8] N. Cressie. *Statistics for spatial data*. John Wiley & Sons, 2015.
- [9] P. Delicado, R. Giraldo, C. Comas, and J. Mateu. Statistics for spatial functional data: some recent contributions. *Environmetrics*, 21:224–239, 2010.
- [10] J. Friedman, T. Hastie, and R. Tibshirani. Regularization paths for generalized linear models via coordinate descent. *J. Statist. Software*, 33(1):1–22, 2010.
- [11] A. E. Gelfand, P. Diggle, P. Guttorp, and M. Fuentes. *Handbook of spatial statistics*. CRC press, Boca Raton, 2010.
- [12] R. Giraldo, P. Delicado, and J. Mateu. Continuous time-varying kriging for spatial prediction of functional data: An environmental application. *J. Agric. Biol. Environ. Stat.*, 15(1):66–82, 2010.
- [13] R. Giraldo, P. Delicado, and J. Mateu. Ordinary kriging for function-valued spatial data. *Environ. Ecol. Stat.*, 18(3):411–426, 2011.
- [14] M. Goulard and M. Voltz. Geostatistical interpolation of curves: a case study in soil science. In *Geostatistics Tróia*, pages 805–816. Springer, 1993.
- [15] P. J. Green and B. W. Silverman. *Nonparametric regression and generalized linear models: a roughness penalty approach*. Chapman & Hall/CRC, London, 1994.
- [16] T. Hastie, R. Tibshirani, and M. Wainwright. *Statistical Learning with Sparsity: The Lasso and Generalization*. Chapman & Hall/CRC, Boca Raton, 2015.
- [17] Y. Hung. Penalized blind kriging in computer experiments. *Stat. Sin.*, pages 1171–1190, 2011.
- [18] R. J. Hyndman and S. M. Ullah. Robust forecasting of mortality and fertility rates: A functional data approach. *Comput. Stat. Data Anal.*, 51(10):4942–4956, 2007.
- [19] R. Kokoszka and M. Reimherr. *Introduction to functional data analysis*. CRC Press, Boca Raton, 2017.
- [20] R. Kokoszka and M. Reimherr. Some Recent Developments in Inference for Geostatistical Functional Data. *Revista Colombiana de Estadística*, 42(1):101–122, 2019.
- [21] S. Koner and A.-M. Staicu. Second-Generation Functional Data. *Annu. Rev. Stat. Appl.*, 10:547–572, 2023.
- [22] S. Liu, E. Masazade, M. Fardad, and P. K. Varshney. Sparsity-aware field estimation via ordinary kriging. In *IEEE ICASSP*, pages 3948–3952. IEEE, 2014.
- [23] H. Z. Luo, H. X. Wu, and G. T. Chen. On the convergence of augmented lagrangian methods for nonlinear semidefinite programming. *J. Glob. Optim.*, 54(3):599–618, 2012.
- [24] J. Mateu and R. Giraldo. *Geostatistical functional data analysis*. John Wiley & Sons, 2021.
- [25] A. Menafoglio, P. Secchi, and M. Dalla Rosa. A universal kriging predictor for spatially dependent functional data of a hilbert space. *Electron. J. Statist.*, 7:2209–2240, 2013.
- [26] I. Park. Lasso kriging for efficiently selecting a global trend model. *Struct. Multidiscipl. Optim.*, 64(3):1527–1543, 2021.
- [27] E. J. Pebesma. Multivariable geostatistics in s: the gstat package. *Comput. Geosci.*, 30(7):683–691, 2004.
- [28] J. O. Ramsay and B. W. Silverman. *Functional data analysis (2nd ed.)*. Springer, New York, 2005.
- [29] R. Tibshirani. Regression shrinkage and selection via the lasso. *J. Roy. Statist. Soc. Ser. B Stat. Methodol.*, 58(1):267–288, 1996.
- [30] Y. Yamakawa and H. Sato. Sequential optimality conditions for nonlinear optimization on riemannian manifolds and a globally convergent augmented lagrangian method. *Comput. Optim. Appl.*, 81(2):397–421, 2022.
- [31] D Yang, Z Dong, T. Reindl, P. Jirutitijaroen, and W. M. Walsh. Solar irradiance forecasting using spatio-temporal empirical kriging and vector autoregressive models with parameter shrinkage. *Solar Energy*, 103:550–562, 2014.
- [32] C.-H. Zhang. Nearly unbiased variable selection under minimax concave penalty. *Ann. Statist.*, 38(2):894–942, 2010.
- [33] Y. Zhang, W. Yao, S. Ye, and X. Chen. A regularization method for constructing trend function in kriging model. *Struct. Multidiscipl. Optim.*, 59(4):1221–1239, 2019.
- [34] H. Zou. The adaptive lasso and its oracle properties. *J. Am. Stat. Assoc.*, 101(476):1418–1429, 2006.
- [35] H. Zou and T. Hastie. Regularization and variable selection via the elastic net. *J. Roy. Statist. Soc. Ser. B Stat. Methodol.*, 67(2):301–320, 2005.