

# Debiasing Piecewise Deterministic Markov Process samplers using couplings

Adrien Corenflos<sup>1</sup>, Matthew Sutton<sup>2</sup>, and Nicolas Chopin<sup>3</sup>

<sup>1</sup>Department of Electrical Engineering and Automation, Aalto University, [adrien.corenflos@aalto.fi](mailto:adrien.corenflos@aalto.fi)

<sup>2</sup>Centre for Data Science, Queensland University of Technology, [matt.sutton@qut.edu.au](mailto:matt.sutton@qut.edu.au)

<sup>3</sup>ENSAE Paris, Institut Polytechnique de Paris, [nicolas.chopin@ensae.fr](mailto:nicolas.chopin@ensae.fr)

June 28, 2023

## Abstract

Monte Carlo methods — such as Markov chain Monte Carlo (MCMC) and piecewise deterministic Markov process (PDMP) samplers — provide asymptotically exact estimators of expectations under a target distribution. There is growing interest in alternatives to this asymptotic regime, in particular in constructing estimators that are exact in the limit of an infinite amount of computing processors, rather than in the limit of an infinite number of Markov iterations. In particular, [Jacob et al. \(2020b\)](#) introduced coupled MCMC estimators to remove the non-asymptotic bias, resulting in MCMC estimators that can be embarrassingly parallelised. In this work, we extend the estimators of [Jacob et al. \(2020b\)](#) to the continuous-time context and derive couplings for the bouncy, the boomerang and the coordinate samplers. Some preliminary empirical results are included that demonstrate the reasonable scaling of our method with the dimension of the target.

## 1 Introduction

Markov chain Monte Carlo (MCMC) methods are routinely employed to compute expectations with respect to a probability distribution  $\tilde{\pi}(x)$ , which is typically only known up to proportionality, i.e.,  $\tilde{\pi}(x) = \pi(x)/\mathcal{Z}$ , where  $\mathcal{Z}$  is called the normalisation constant. At heart, these samplers rely on simulating a Markov chain  $(X_k)_{k=0}^{\infty}$  that keeps the target distribution  $\pi$  invariant (see, e.g. [Robert and Casella, 2004](#)). Under technical assumptions, these chains can be shown to verify an ergodic theorem, i.e.,  $N^{-1} \sum_{k=0}^{N-1} h(X_k) \rightarrow \pi(h)$  as  $N \rightarrow \infty$ , almost surely, and central limit theorems quantifying the deviation to the true mean for a finite time. In fact, explicit rates of convergence with respect to  $N$  are available ([Douc et al., 2018](#), Ch. 5) and some recent non-asymptotic contraction results have started to emerge ([Andrieu et al., 2022](#)).

MCMC methods have enjoyed a large success since their inception in [Metropolis et al. \(1953\)](#) due in part to their wide applicability. A number of improvements on the general method ([Hastings, 1970](#)) have subsequently been proposed, the most important ones perhaps being Gibbs samplers ([Geman and Geman, 1984](#)), that rely on conditional tractability, and gradient-based methods ([Duane et al., 1987](#)). However, an issue typically shared by most instances of these methods is their diffusive nature, coming from the fact they verify the detailed balance condition, or, otherwise said, the Markov chain they construct is reversible ([Robert and Casella, 2004](#), Section 6.5.3). This reversibility implies they explore space at a suboptimal rate (informally, requiring  $K^2$  steps to explore  $K$  states) compared to their ideal behaviour. Following early works on non-reversibility ([Diaconis et al., 2000](#)), several

efforts have been directed at deriving more efficient samplers, relying on the global balance condition only (Robert and Casella, 2004, Definition 6.3.5), or more precisely, on skewed versions of the detailed balance condition (Chen et al., 1999) that work by introducing a momentum to the sampling procedure by means of an auxiliary variable.

In line with this, another class of samplers, called piecewise deterministic Markov processes (PDMPs, Bouchard-Côté et al., 2018; Bierkens et al., 2019a; Durmus et al., 2021) has started to gain attention. These samplers can typically be understood as the continuous-time limit of otherwise well-known Markov chains (Peters and de With, 2012; Fearnhead et al., 2018). Formally, they rely on simulating a Markov process  $t \mapsto X_t$ , ergodic with respect to a target distribution  $\pi$ . This is usually done by augmenting the space with an auxiliary velocity component  $V_t$ , such that the augmented target distribution is  $\pi(x, v) = \pi(x)\varphi(v)$ . Under similar hypotheses as for the discrete case, ergodic theorems are available:  $T^{-1} \int_0^T h(X_s) ds \rightarrow \pi(h)$  as  $T \rightarrow \infty$ . While this formulation may only be useful for integrands  $h$  tractable over the PDMP trajectories (typically piecewise polynomial integrands), these samplers can also be discretized to allow for more general test functions  $h$ , resulting in Markov chains  $X_{\Delta k}$ ,  $k = 0, 1, \dots$ , for which the standard MCMC theory applies. An attractive characteristic of PDMPs is their non-reversible nature, making them more statistically efficient than their Metropolis–Rosenbluth–Teller–Hastings (MRTH) counterparts (Fearnhead et al., 2018).

Both MCMC and PDMP samplers provide asymptotically consistent estimates of the integral  $\tilde{\pi}(\varphi)$  of interest, in the sense that they are exact in the regime of an infinite integration time. The picture is however blurrier in the context of a finite  $N$  (or  $T$ ), for which these samplers exhibit a bias depending on (i) the choice of the initial distribution of  $X_0$ , (ii) the construction of the Markov evolution procedure. Formally, this means that we do not necessarily have  $\mathbb{E} \left[ N^{-1} \sum_{k=0}^{N-1} h(X_k) \right] = \pi(h)$  (and similar for the continuous-time system). This issue hinders parallelisation, indeed, if  $\hat{h}_p = N^{-1} \sum_{k=0}^{N-1} h(X_k^p)$ ,  $p = 1, \dots, P$  are i.i.d. realisations of the finite sample estimators, their empirical averages  $P^{-1} \sum_{p=1}^P \hat{h}_p$  do not converge to  $\pi(h)$  and instead capture the finite sample bias. This issue is typically handled by introducing a burn-in period during which the statistics are not collected:  $\hat{h}_p^B = (N - B)^{-1} \sum_{k=B}^{N-1} h(X_k^p)$ . The intuition behind this is that, provided that  $B$  is large enough,  $X_B$  will have reached stationarity, i.e., it will be approximately distributed according to  $\pi$  so that all subsequent time steps provide almost exact, albeit correlated samples from  $\pi$ . While sometimes satisfactory in practice, this procedure is still biased, and its bias is hard to quantify. The work of Jacob et al. (2020b), which we review below, is a correction of this procedure for MCMC estimates, and permits computing low-variance bias correction terms in a finite (but random) time.

The aim of this article is, therefore, to derive unbiased versions of PDMP-based estimators using the framework of Jacob et al. (2020b), resulting in unbiased estimators. As a consequence, in the remainder of this introduction, we first present the concept of couplings of distributions and Markov chains, which are at the heart of Jacob et al. (2020b). We then quickly review the framework of Jacob et al. (2020b); particular attention is paid to explaining why its MRTH and in particular Hamiltonian Monte Carlo (HMC) instances are suboptimal. Finally, we formally introduce PDMP samplers, both to fix notations and to highlight how we may hope that debiasing them will not raise the same issues as MRTH samplers.

## 1.1 Couplings in Monte Carlo

Given two probability distributions  $\mu$  and  $\nu$  defined on two spaces  $\mathcal{X}$  and  $\mathcal{Y}$ , a coupling  $\Gamma$  of  $\mu$  and  $\nu$  is defined as a probability distribution over  $\mathcal{X} \times \mathcal{Y}$  with marginals  $\Gamma(dx, \mathcal{Y}) = \mu(dx)$  and  $\Gamma(\mathcal{X}, dy) = \nu(dy)$ . Classical couplings are given by the common random number coupling (Gal et al., 1984), the antithetic variable coupling (Hammersley and Morton, 1956), Wasserstein couplings (see, e.g. Villani, 2009), and diagonal couplings, in particular maximal couplings (see, e.g. Thorisson, 2000; Lindvall, 2002). For instance, the CRN coupling can easily be implemented provided that there exists some common generative uniform random variable  $\zeta$  under which we have  $X = F^x(\zeta)$  implies  $X \sim \mu$  and  $Y = F^y(\zeta)$  implies  $Y \sim \nu$ , in which case the CRN coupling consists in using the same

---

**Algorithm 1:** Thorisson’s maximal coupling

---

```
Sample  $X \sim \mu$  and  $V \sim \mathcal{U}([0, 1])$  // Independently
if  $V < \nu(X)/\mu(X)$  return  $(X, X)$ 
else while True do
  | Sample  $Y \sim \nu$  and  $V \sim \mathcal{U}([0, 1])$  // Independently
  | if  $\mu(Y)/\nu(Y) < V$  return  $(X, Y)$ 
```

---

---

**Algorithm 2:** Maximal coupling of discrete distributions

---

```
for  $n = 1, \dots, N$  do
  | Set  $\alpha_n = \mu_n \wedge \nu_n$ 
Compute  $\alpha = \sum_{n=1}^N \alpha_n$ 
for  $n = 1, \dots, N$  do
  | Set  $\mu_n = (\mu_n - \alpha_n)/(1 - \alpha)$ ,  $\nu_n = (\nu_n - \alpha_n)/(1 - \alpha)$ , and  $\alpha_n = \alpha_n/\alpha$ 
Sample  $U, V \sim \mathcal{U}([0, 1])$  // Independently
if  $V < \alpha$  then
  | Find the first index  $i$  such that  $\sum_{n=1}^i \alpha_n > U$ 
  | return  $(i, i)$ 
else // Sample the residuals with a common uniform
  | Find the first index  $i$  such that  $\sum_{n=1}^i \mu_n > U$ 
  | Find the first index  $j$  such that  $\sum_{n=1}^j \nu_n > U$ 
  | return  $(i, j)$ 
```

---

$\zeta$  for simulating both  $X$  and  $Y$ . In this work, we will mostly be interested in diagonal couplings (in particular maximal couplings).

Diagonal couplings are defined as couplings which ensure a positive mass on the diagonal:  $\mathbb{P}(X = Y) > 0$  as soon as the domains of  $X$  and  $Y$  have sufficient overlap, and maximal couplings are diagonal couplings that achieve the maximal diagonal mass  $\mathbb{P}(X = Y)$ . Simulating from diagonal (or maximal) couplings is typically harder than the CRN coupling, although several methods to do so exist (Thorisson, 2000; Bou-Rabee et al., 2020; Corenflos and Särkkä, 2022; Dau and Chopin, 2023) with different requirements and properties. Perhaps, the most general algorithm to sample from a maximal coupling is given by Thorisson’s algorithm, which only requires that  $\mu$  and  $\nu$  are defined on the same space  $\mathcal{X} = \mathcal{Y}$  and to have a Radon–Nikodym derivative with respect to each other that can be computed. The procedure is given in Algorithm 1. Finally, when the space  $\mathcal{X}$  is finite with cardinal  $N$ ,  $\mu$  and  $\nu$  can be represented by non-negative weights  $\mu^n, \nu^n, n = 1, \dots, N$ . It is then easy to form a maximal coupling of  $\mu$  and  $\nu$  via, for example, Algorithm 2. This construction can be found in Thorisson (2000); Lindvall (2002). Couplings of random variables have traditionally been used as a theoretical technique, either to study properties of the random variables themselves, or more fruitfully, in the study of Markov chains to prove upper bounds on their mixing time (see, e.g., Thorisson, 2000; Lindvall, 2002). However, literature has recently started to emerge where couplings are used as algorithmic procedures rather than pure theoretical tools. They have indeed been used to perform perfect sampling (Propp and Wilson, 1996; Huber, 2016, known as “Coupling from the past”), for variance reduction (for example in Goodman and Lin, 2009; Giles, 2015), or, more recently, as a means to compute unbiased expectation under MCMC simulation (Glynn and Rhee, 2014; Jacob et al., 2020b). We focus on the latter in the next section.

## 1.2 Unbiased MCMC via couplings

While introducing a burn-in phase to return  $\hat{h}^B = (N-B)^{-1} \sum_{k=B}^{N-1} h(X_k)$ , rather than  $\hat{h} = N^{-1} \sum_{k=0}^{N-1} h(X_k^p)$ , empirically reduces the bias incurred by MCMC estimators, it does not totally remove it. As a consequence, averaging  $P$  independent estimators  $\hat{h}_p^B \sim \hat{h}^B$ ,  $p = 1, \dots, P$  is still ill-defined, in the sense that  $P^{-1} \sum_{p=1}^P \hat{h}_p^B \not\rightarrow \pi(h)$  for finite  $B$  and  $N$ , as  $P$  goes to infinity. In order to correct this, [Jacob et al. \(2020b\)](#) consider a bias correction term for MCMC samplers, which is defined in terms of a telescopic sum inspired by the seminal work of [Glynn and Rhee \(2014\)](#); [Rhee and Glynn \(2015\)](#). For a large enough burn-in, their bias correction term is shown to be zero with a high probability, so that the unbiased estimator is almost the same as the classical one yet can be principally parallelised. This approach has proven very successful in a number of application and extension papers spanning graph colouring ([Nguyen et al., 2022](#)), state-space and intractable models ([Middleton et al., 2020](#); [Jacob et al., 2020a](#)), and high-dimensional regression models ([Biswas et al., 2020, 2022](#)).

Formally, their estimators are defined in terms of two coupled  $\pi$ -ergodic chains  $(X_k)_{k=0}^\infty, (Y_k)_{k=0}^\infty$ , which are such that (a) they have the same marginal distribution (for all  $k \geq 0$ , the law  $\mathcal{L}(X_k)$  of  $X_k$  is the same as the law  $\mathcal{L}(Y_k)$  of  $Y_k$ ), and (b)  $X_k$  and  $Y_{t-1}$  “couple” in finite time (i.e.  $\tau = \inf\{t : X_s = Y_{s-1} \forall s \geq t\}$  is finite almost surely). Provided  $\mathbb{E}[\tau] < \infty$  and under extra assumptions, the following estimate may be computed in finite time, is unbiased and has finite variance:

$$H_{B:N} := \frac{1}{N-B} \sum_{k=B}^{N-1} h(X_k) + \sum_{k=B+1}^{\tau-1} \min\left(1, \frac{k-B}{N-B}\right) \{h(X_k) - h(Y_{k-1})\}. \quad (1)$$

Constructing such couplings is a subject of active research, and, while some general recipes are available for some classical Markov kernels ([Heng and Jacob, 2019](#); [Wang et al., 2021](#)), in the general case, deriving an efficient coupling requires careful examination of the problem at hand. Furthermore, when a coupling has been derived, it is not trivial to show that it verifies the assumptions of [Jacob et al. \(2020b\)](#), even when it empirically outperforms theoretically grounded alternatives ([Biswas et al., 2022](#), Section 3.2).

Additionally, many MCMC methods do not perform satisfactorily without some calibration (or tuning) of their hyperparameters. For instance, to get the best out of Hamiltonian Monte Carlo one may need to tune its mass matrix (which defines the geometry of its velocity component), and the step size of the numerical integrator (see, e.g. [Betancourt, 2017](#), Section 4.2). Such hyperparameters are typically adapted during the burn-in (or warm-up) phase and then kept constant for the rest of the sampling procedure; however, the correct procedure for combining tuning in MCMC with the coupling method of [Jacob et al. \(2020b\)](#) is not obvious to us (see additional discussion in Appendix A), and there exists, to the best of our knowledge, no literature on the topic. Consequently, most of the positive, if not all, empirical results regarding the method have been obtained for tuning-free MCMC algorithms (for instance, in [Heng and Jacob, 2019](#), results for the Euclidean metric were obtained using the identity mass matrix). On the other hand, PDMP samplers are either tuning-free algorithms ([Bierkens et al., 2019a](#)), or at least fairly robust to the choice of their hyperparameters ([Bouchard-Côté et al., 2018](#), Supplementary H.3). This gives an extra incentive to combine the coupling framework of [Jacob et al. \(2020b\)](#) with these.

## 1.3 Piecewise Deterministic Markov Process (PDMP) samplers

We now turn to describing PDMP samplers more formally. PDMP samplers have recently been introduced as a family of non-reversible continuous-time general-purpose samplers (see, e.g. [Durmus et al., 2021](#)). At heart, they are fully defined by a set of three interacting components: (i) deterministic flows based on ordinary differential equations, (ii) random jump events, determining when the state is modified, (iii) a Markov kernel describing how it is then modified at jump time. Formally, for a given process with a state  $Z_t$ , this corresponds to the following procedure:

1. Jumps happen at random times, following a Poisson process with intensity  $\lambda_t = \lambda(Z_t)$ .

2. At jump time, the state is refreshed:  $Z_t \sim Q_t(\cdot | Z_t)$ .
3. Between jumps, the state evolves according to a flow:  $\dot{Z}_t = \phi(t, Z_t)$ .

This algorithm is fully described by the infinitesimal generator of the PDMP, which also determines the stationary distribution of  $Z$  when it exists (Davis, 1984).

This property has made the introduction of PDMP samplers possible, where a PDMP is constructed specifically to target a given distribution of interest. Successful instances of the method include the Zig-Zag sampler (ZZS, Bierkens et al., 2019a), the coordinate sampler (CS, Wu and Robert, 2019), the bouncy particle sampler (BPS, Bouchard-Côté et al., 2018), and the boomerang sampler (BS Bierkens et al., 2020). In this work, we focus on the latter three methods. Some discussion is provided in the conclusion of the article as to why ZZS is harder to handle than the other samplers.

Interesting features of the methods listed above are that they are all essentially tuning-free algorithms, and that do not suffer from poor conditioning the way MCMC methods typically do. Some general ergodicity results furthermore exist for them (Bierkens et al., 2019b; Deligiannidis et al., 2019; Durmus et al., 2020) where MCMC methods convergence typically are only understood for the simplest kernels and targets (see, however, Andrieu et al., 2022, for a promising avenue of research).

Of course, these properties do not come at zero cost and PDMP samplers are often harder to implement than their MCMC counterparts. The main reason for this is the need to sample from a Poisson process with a position-dependent rate, which can typically only be done via Poisson thinning (Sutton and Fearnhead, 2023, see, e.g.), akin to rejection sampling, limiting their application to the class of targets for which a tractable upper bound to the rate is known or can be computed. Some work to mitigate this issue has recently been undertaken (see, e.g. Corbella et al., 2022; Pagani et al., 2022) but typically incurs an unknown bias in the simulation procedure. As a consequence, we limit ourselves to the classical thinning procedure in this article and do not consider these biased solutions further.

## 1.4 Organisation and contributions

The main goal of this article is to derive coupled estimators for PDMPs samplers following the method of Jacob et al. (2020b). In view of this, the article is organised in the following way.

1. In Section 2, we generalise the coupled estimators method to continuous-time processes and provide sufficient conditions for the resulting estimators to verify the hypotheses of Jacob et al. (2020b).
2. In Section 3, we describe a coupling for BPS and BS by combining elements from Durmus et al. (2020) with time-synchronisation procedures. We further discuss some conditions under which the BPS coupling verifies the consistency hypotheses of Section 2.
3. In Section 4, we describe a coupling for a modified version of the coordinate sampler in terms of successive time-synchronisation of the two coupled processes.
4. Empirical validation of the methods introduced in this article is carried out in Section 5, where we provide preliminary results on the appeal of the method.

Throughout the article, we will make use of the following notations:  $PP_u^\lambda$  is the distribution of duration until the first event occurring after time  $u$  of a (possibly non-homogeneous) Poisson process with intensity function  $\lambda: t \mapsto \lambda_t$ . We write  $pp_u^\lambda$  for its density. By a slight abuse of notation, we will keep the same notation even when  $\lambda$  is a constant function, and equate  $\lambda$  with its constant value.

## 2 Unbiased estimators for continuous-time Markov processes

In this section, we introduce a new class of unbiased estimators for continuous-time Monte Carlo. This class of estimators is motivated by delayed couplings between PDMPs we introduce in the subsequent

sections but is valid for a more general class of processes. To begin we define the notion of an asynchronous coupling of continuous-time processes.

**Definition 2.1** ( $\Delta$ -coupling). *For a given  $\Delta > 0$ , we say that two  $\nu$ -ergodic continuous-time stochastic processes  $(Z_t^1)_{t \geq 0}$  and  $(Z_t^2)_{t \geq 0}$  are  $\Delta$ -coupled when there exist a random time  $0 < \kappa < \infty$ , such that for all  $t \geq 0$ ,*

$$Z_{\kappa+\Delta+t}^1 = Z_{\kappa+t}^2. \quad (2)$$

*We will call  $\Delta$  the time delay for the coupling and  $\kappa$  its coupling time.*

This will allow us to construct unbiased estimators resembling those appearing in [Jacob et al. \(2020b\)](#). The first class of estimators uses a discretised version of the path and can be computed no matter what the test function is. The second class makes use of the full paths of the process and typically has a lower variance, but is restricted to when time integrals along a path can be computed (for instance polynomial test functions relating to the moments of the stationary distribution).

The estimators presented in this section will rely on the following assumptions.

**Assumption 2.1** (Marginal equality). *For all  $t \geq 0$ ,  $\mathcal{L}(Z_t^1) = \mathcal{L}(Z_t^2)$ .*

**Assumption 2.2** ( $\Delta$ -coupling). *The two processes  $Z^1$  and  $Z^2$  are  $\Delta$ -coupled as per Definition 2.1.*

**Assumption 2.3** (Tails of  $\kappa$ ). *The  $\Delta$ -coupling time  $\kappa$  is such that  $\mathbb{P}(\kappa > t) < a \exp(-bt)$  for  $a, b > 0$ .*

**Remark 2.1** (Suboptimality of Assumption 2.3). *We note that the requirement for geometric tails for the coupling time was relaxed in [Middleton et al. \(2020\)](#). However, because the geometric assumption is verified in practice for the bouncy particle sampler, we keep this stronger assumption for clarity of exposition.*

The following two hypotheses are needed to ensure the well-posedness of our estimators. The first one, more restrictive, will be useful in the context of discretised PDMPs, while the second one is less so, and will be useful for estimators with continuous PDMPs. In both cases,  $h : \mathcal{X} \rightarrow \mathbb{R}$  is a fixed measurable test function.

**Assumption 2.4** (Integrability of  $h$ , discrete version). *We have*

$$\pi(h) = \lim_{t \rightarrow \infty} \mathbb{E}[h(Z_t)]. \quad (3)$$

*Furthermore, there exists  $\eta > 0$  and  $D < \infty$  such that, for all  $t > 0$ ,*

$$\mathbb{E} \left[ |h(Z_t)|^{2+\eta} \right] < D. \quad (4)$$

**Assumption 2.5** (Integrability of  $h$ , continuous version). *Let  $\Delta > 0$  be fixed, the following holds:*

$$\pi(h) = \lim_{t \rightarrow \infty} \mathbb{E} \left[ \frac{1}{\Delta} \int_t^{t+\Delta} h(Z_s) \, ds \right]. \quad (5)$$

*Furthermore, there exists  $\eta > 0$  and  $D < \infty$  such that, for all  $t > 0$ ,*

$$\mathbb{E} \left[ \left| \frac{1}{\Delta} \int_t^{t+\Delta} h(Z_s) \, ds \right|^{2+\eta} \right] < D. \quad (6)$$

**Proposition 2.1.** *Assumption 2.4 implies Assumption 2.5.*

*Proof.* Using Jensen's inequality, if the second part of Assumption 2.4 is verified for a given pair  $\eta, D > 0$ ,

$$\left| \frac{1}{\Delta} \int_t^{t+\Delta} h(Z_s) ds \right|^{2+\eta} \leq \frac{1}{\Delta} \int_t^{t+\Delta} |h(Z_s)|^{2+\eta} ds$$

so that, taking the expectation left and right, the second part of Assumption 2.5 is verified too. On the other hand, this also implies that Fubini's theorem applies, so that, for any  $t$ ,  $\mathbb{E} \left[ \frac{1}{\Delta} \int_t^{t+\Delta} h(Z_s) ds \right]$  exists, and we have

$$\mathbb{E} \left[ \frac{1}{\Delta} \int_t^{t+\Delta} h(Z_s) ds \right] = \frac{1}{\Delta} \int_t^{t+\Delta} \mathbb{E} [h(Z_s)] ds = \frac{1}{\Delta} \int_0^\Delta \mathbb{E} [h(Z_{t+s})] ds.$$

As per Assumption 2.4, for all  $s \geq 0$ ,  $\lim_{t \rightarrow \infty} \mathbb{E} [h(Z_{t+s})]$  exists and is equal to  $\pi(h)$ . We can now apply the triangle and Jensen's inequality to establish

$$\begin{aligned} \mathbb{E} [h(Z_{t+s})] &\leq \mathbb{E} [|h(Z_{t+s})|] \\ &\leq \mathbb{E} [|h(Z_{t+s})|^{2+\eta}]^{1/(2+\eta)} \leq D^{1/(2+\eta)} \end{aligned}$$

uniformly in  $t$  and  $s$ . This ensures that we can apply Lebesgue's dominated convergence to conclude that

$$\pi(h) = \lim_{t \rightarrow \infty} \mathbb{E} \left[ \frac{1}{\Delta} \int_t^{t+\Delta} h(Z_s) ds \right].$$

□

All these assumptions directly mirror that of Jacob et al. (2020b). In Section 3.4, we give sufficient conditions for them to be verified in the case of the bouncy particle sampler. Intuitively, the case of the boomerang sampler should follow from the BPS, but deriving the same conditions for it is out of the scope of this paper.

## 2.1 Time-discretised estimator

A first estimator, which resembles closely the one of Jacob et al. (2020b), is given by the time-discretised version of the stochastic process and is derived from the remark that, for any given  $\Delta$ ,  $(Z_{k\Delta})_{k \geq 0}$  forms a standard (discrete time) Markov chain. Hence, supposing that  $Z_t^1$  and  $Z_t^2$  are  $\Delta$ -coupled,  $(Z_{(k\Delta)}^1)_{k \geq 0}$  and  $(Z_{(k\Delta)}^2)_{k \geq 0}$  are then coupled in the sense of Jacob et al. (2020b, Section 2.1). We can consequently define the following estimators.

**Definition 2.2** (Discretised Rhee & Glynn, DRG). *For two  $\Delta$ -coupled stochastic processes  $Z_t^1$ , and  $Z_t^2$ , the discrete Rhee & Glynn estimator is defined to be*

$$\text{DRG}(k, \Delta) := h(Z_{k\Delta}^1) + \sum_{n=k+1}^{\lfloor \frac{k+\Delta}{\Delta} \rfloor} \left\{ h(Z_{n\Delta}^1) - h(Z_{(n-1)\Delta}^2) \right\} \quad (7)$$

for any  $k \geq 1$ ,  $\Delta > 0$ .

**Proposition 2.2.** *Under Assumptions 2.1, 2.2, 2.3, and 2.4, estimator (7) has mean  $\pi(h)$ , finite variance and finite expected coupling time  $\tau$ .*



*Proof.* The first part of this statement directly follows from the fact that  $(Z_{k\Delta}^1, Z_{k\Delta}^2)$  is a coupled Markov chain which follows the assumptions of [Jacob et al. \(2020b\)](#). To ensure this, the only assumption which does not immediately mirror [Jacob et al. \(2020b\)](#) is Assumption 2.3. As a matter of fact, the coupling time of  $(Z_{k\Delta}^1, Z_{k\Delta}^2)$  is exactly  $\lceil \kappa/\Delta \rceil$ , so that sub-exponential tails of  $\kappa$  are inherited by the coupling of the discretised PDMPs.  $\square$

We follow [Jacob et al. \(2020b\)](#), and assuming a  $\Delta$ -coupling between  $Z^1$  and  $Z^2$ , with coupling time  $\kappa$ , we can average the estimators  $\text{DRG}(l, \Delta)$  over the values  $l = k, k+1, \dots, m$  to obtain another estimator.

**Definition 2.3** (Averaged Discretised Rhee & Glynn, ADRG). *For two  $\Delta$ -coupled stochastic processes  $Z_t^1$ , and  $Z_t^2$ , the averaged discrete Rhee & Glynn estimator is defined to be*

$$\begin{aligned} \text{ADRG}(k, m, \Delta) &:= \frac{1}{m-k+1} \sum_{l=k}^m \text{DRG}(l, \Delta) \\ &= \frac{1}{m-k+1} \sum_{l=k}^m h(Z_{l\Delta}^1) + \sum_{l=k+1}^{\lfloor \frac{\kappa+\Delta}{\Delta} \rfloor} \min\left(1, \frac{l-k}{m-k+1}\right) \left\{ h(Z_{l\Delta}^1) - h(Z_{(l-1)\Delta}^2) \right\} \end{aligned} \quad (8)$$

for any  $\Delta > 0$ ,  $m > k \geq 0$ .

In turn, under the same hypotheses as Proposition 2.2, estimator (8) verifies the following corollary.

**Corollary 2.1.** *Under Assumptions 2.1, 2.2, 2.3, and 2.4, estimator (8) has mean  $\pi(h)$ , finite variance and finite expected coupling time  $\tau$ .*

While estimators (7) and (8) directly mirror [Jacob et al. \(2020b\)](#), we will see later on that we may sometimes only be able to construct successful couplings for *large enough* values of  $\Delta$ . As a consequence, using these directly would result in an unreasonable waste of intermediate information, and would be unlikely to outperform their reversible, discrete, Markov chain Monte Carlo counterparts.

## 2.2 Doubly discretised estimator

In view of the potential inefficiency of the estimators of Definitions 2.2 and 2.3, in this section, we introduce a variation on it, which allows for sub-sampling of the trajectories. Let  $\delta > 0$  and  $M \geq 1$  be an arbitrary float and integer, respectively. We now suppose that the two processes  $Z^1$  and  $Z^2$  are  $M\delta = \Delta$ -coupled. Our second family of estimators now relies on the following observation.

**Remark 2.2.**  $k \mapsto \mathcal{Z}_k := [Z_{(k+1)\Delta}, Z_{(k+1)\Delta-\delta}, \dots, Z_{(k+1)\Delta-(M-1)\delta}]$  is a Markov chain. Furthermore, if the coupling time of  $Z^1, Z^2$  is  $K$ , then the coupling time of  $\mathcal{Z}^1, \mathcal{Z}^2$  is at most  $K$ , and Assumptions 2.1, 2.2, 2.3, 2.5 hold for  $\mathcal{Z}$  as soon as they hold for  $Z$ .

We can now define our first doubly-discretised estimator.

**Definition 2.4** (Doubly Discretised Rhee & Glynn, DDRG). *For two  $\Delta$ -coupled stochastic processes  $Z_t^1$ , and  $Z_t^2$ , the doubly discrete Rhee & Glynn estimator is defined to be*

$$\begin{aligned} \text{DDRg}(k, \delta, M) &:= \frac{1}{M} \sum_{m=0}^{M-1} h(Z_{k\Delta-m\delta}^1) + \sum_{n=k+1}^{\lfloor \frac{\kappa+\Delta}{\Delta} \rfloor} \left\{ \frac{1}{M} \sum_{m=0}^{M-1} h(Z_{n\Delta-m\delta}^1) - \frac{1}{M} \sum_{m=0}^{M-1} h(Z_{(n-1)\Delta-m\delta}^2) \right\} \\ &= \frac{1}{M} \sum_{m=0}^{M-1} h(Z_{k\Delta-m\delta}^1) + \frac{1}{M} \sum_{n=k+1}^{\lfloor \frac{\kappa+\Delta}{\Delta} \rfloor} \sum_{m=0}^{M-1} \left\{ h(Z_{n\Delta-m\delta}^1) - h(Z_{(n-1)\Delta-m\delta}^2) \right\} \end{aligned} \quad (9)$$

for any  $k, M \geq 1$ ,  $\delta > 0$ , and  $\Delta = M\delta$ .



Otherwise said, the estimator (9) for  $Z$  is the same as the estimator (7) for  $\mathcal{Z}$  and the test function  $\langle\langle z_1, \dots, z_M \rangle\rangle = \frac{1}{M} \sum_{m=1}^M h(z_m)$ . As a consequence, Proposition 2.2 applies to this version too.

Similarly, we may define an averaged version of the estimator (9).

**Definition 2.5** (Averaged Doubly Discretised Rhee & Glynn, ADDRg). *For two  $\Delta$ -coupled stochastic processes  $Z_t^1$ , and  $Z_t^2$ , the averaged doubly discrete Rhee & Glynn estimator is defined to be*

$$\begin{aligned} \text{ADDRg}(k, m, \Delta) &:= \frac{1}{m-k+1} \sum_{l=k}^m \text{DDRg}(l, \delta, M) \\ &= \frac{1}{M(m-k+1)} \sum_{l=k}^m \sum_{j=0}^{M-1} h(Z_{l\Delta-j\delta}^1) \\ &\quad + \sum_{l=k+1}^{\lfloor \frac{\kappa+\Delta}{\Delta} \rfloor} \sum_{j=0}^{M-1} \min\left(\frac{1}{M}, \frac{l-k}{M(m-k+1)}\right) \left\{ h(Z_{l\Delta-j\delta}^1) - h(Z_{(l-1)\Delta-j\delta}^2) \right\} \end{aligned} \quad (10)$$

for any  $\delta > 0$ ,  $m > k \geq 1$ ,  $M \geq 1$ , and for  $\Delta = M\delta$ .

Again, Corollary 2.1 applies for the estimator as soon as it applies to Definition 2.5. In the next section, we see how this double discretisation can be taken one step further.

### 2.3 Time integrated estimator

Our last family of estimators is amenable to integrands that can be integrated along a trajectory and consider telescopic sums over integrals. It can be seen as a continuous limit of the estimators of Section 2.2. Assuming a  $\Delta$ -coupling between  $Z^1$  and  $Z^2$ , with coupling time  $\kappa$ , we have, for  $l \geq 1$ ,

$$\mathbb{E} \left[ \frac{1}{\Delta} \int_{l\Delta}^{(l+1)\Delta} h(Z_s^1) ds \right] \quad (11)$$

$$\begin{aligned} &= \mathbb{E} \left[ \frac{1}{\Delta} \int_{k\Delta}^{(k+1)\Delta} h(Z_s^1) ds \right] + \sum_{n=k+1}^l \left\{ \mathbb{E} \left[ \frac{1}{\Delta} \int_{n\Delta}^{(n+1)\Delta} h(Z_s^1) ds \right] - \mathbb{E} \left[ \frac{1}{\Delta} \int_{(n-1)\Delta}^{n\Delta} h(Z_s^1) ds \right] \right\} \\ &= \mathbb{E} \left[ \frac{1}{\Delta} \int_{k\Delta}^{(k+1)\Delta} h(Z_s^1) ds \right] + \sum_{n=k+1}^l \left\{ \mathbb{E} \left[ \frac{1}{\Delta} \int_{n\Delta}^{(n+1)\Delta} h(Z_s^1) ds \right] - \mathbb{E} \left[ \frac{1}{\Delta} \int_{(n-1)\Delta}^{n\Delta} h(Z_s^2) ds \right] \right\} \end{aligned} \quad (12)$$

$$\begin{aligned} &= \mathbb{E} \left[ \frac{1}{\Delta} \int_{k\Delta}^{(k+1)\Delta} h(Z_s^1) ds + \sum_{n=k+1}^l \frac{1}{\Delta} \left\{ \int_{n\Delta}^{(n+1)\Delta} h(Z_s^1) ds - \int_{(n-1)\Delta}^{n\Delta} h(Z_s^2) ds \right\} \right] \\ &= \mathbb{E} \left[ \frac{1}{\Delta} \int_{k\Delta}^{(k+1)\Delta} h(Z_s^1) ds + \sum_{n=k+1}^l \frac{1}{\Delta} \int_{n\Delta}^{(n+1)\Delta} \{h(Z_s^1) - h(Z_{s-\Delta}^2)\} ds \right] \\ &= \mathbb{E} \left[ \frac{1}{\Delta} \int_{k\Delta}^{(k+1)\Delta} h(Z_s^1) ds + \sum_{n=k+1}^{l \wedge \lfloor \frac{\kappa+\Delta}{\Delta} \rfloor} \frac{1}{\Delta} \int_{n\Delta}^{(n+1)\Delta} \{h(Z_s^1) - h(Z_{s-\Delta}^2)\} ds \right] \end{aligned} \quad (13)$$

where step (12) comes from Assumption 2.1, and step (13) from Assumption 2.2. Taking the limit for  $l \rightarrow \infty$ , we obtain our first continuous-time estimator.

**Definition 2.6** (Continuous Rhee & Glynn, CRG). *For two  $\Delta$ -coupled stochastic processes  $Z_t^1$ , and  $Z_t^2$ , the continuous Rhee & Glynn estimator is defined to be*

$$\text{CRG}(k, \Delta) := \frac{1}{\Delta} \int_{k\Delta}^{(k+1)\Delta} h(Z_s^1) ds + \sum_{n=k+1}^{\lfloor \frac{\kappa+\Delta}{\Delta} \rfloor} \frac{1}{\Delta} \int_{n\Delta}^{(n+1)\Delta} \{h(Z_s^1) - h(Z_{s-\Delta}^2)\} ds \quad (14)$$

for any  $k \geq 1$ ,  $\Delta > 0$ .

An important remark, which underlies the proof of Proposition 2.3 below is the following one.

**Remark 2.3.** *The estimator in Definition 2.6 can be seen as the (discrete-time) estimator of Jacob et al. (2020b) for the Markov chain  $\left[ Z_{(k+1)\Delta}, \frac{1}{\Delta} \int_{k\Delta}^{(k+1)\Delta} h(Z_s) ds \right]$  and a choice of test function  $g(x, y) = y$ .*

This remark is the basis for the following proposition.

**Proposition 2.3.** *Under Assumptions 2.1, 2.2, 2.3, and 2.5, the estimator (14) has mean  $\pi(h)$ , finite variance and finite expected coupling time  $\tau$ .*

*Proof.* Remark 2.3 makes it possible to apply, for example, Theorem 1 of Middleton et al. (2020) directly; see also Glynn and Rhee (2014); Rhee and Glynn (2015); Jacob et al. (2020b) for similar results. Note in particular that our Assumption 2.4 implies that their Assumption 1 holds for the test function  $g(x, y) = y$  applied to the Markov chain  $\left[ Z_{(k+1)\Delta}, \frac{1}{\Delta} \int_{k\Delta}^{(k+1)\Delta} h(Z_s) ds \right]$ .  $\square$

As before, we can then define time-averaged versions of (14).

**Definition 2.7** (Averaged Continuous Rhee & Glynn, ACRG). *For two  $\Delta$ -coupled stochastic processes  $Z_t^1$ , and  $Z_t^2$ , the averaged continuous Rhee & Glynn estimator is defined to be*

$$\begin{aligned}
\text{ACRG}(k, m, \Delta) &:= \frac{1}{m - k + 1} \sum_{l=k}^m \text{CRG}(l, \Delta) \\
&= \frac{1}{m - k + 1} \sum_{l=k}^m \frac{1}{\Delta} \int_{l\Delta}^{(l+1)\Delta} h(Z_s^1) ds \\
&\quad + \sum_{l=k+1}^{\lfloor \frac{\kappa+\Delta}{\Delta} \rfloor} \min\left(1, \frac{l-k}{m-k+1}\right) \frac{1}{\Delta} \int_{l\Delta}^{(l+1)\Delta} \{h(Z_s^1) - h(Z_{s-\Delta}^2)\} ds \quad (15) \\
&= \frac{1}{(m - k + 1)\Delta} \int_{k\Delta}^{(m+1)\Delta} h(Z_s^1) ds \\
&\quad + \sum_{l=k+1}^{\lfloor \frac{\kappa+\Delta}{\Delta} \rfloor} \min\left(1, \frac{l-k}{m-k+1}\right) \frac{1}{\Delta} \int_{l\Delta}^{(l+1)\Delta} \{h(Z_s^1) - h(Z_{s-\Delta}^2)\} ds
\end{aligned}$$

for any  $\Delta > 0$ ,  $m > k \geq 0$ .

As in Jacob et al. (2020b), we note that the two terms appearing in (15) correspond to the classical time integrated estimator for ergodic stochastic processes and a bias correction term, respectively. Similarly, as for Proposition 2.3, we have the following corollary.

**Corollary 2.2.** *Under Assumptions 2.1, 2.2, 2.3, and 2.5, the estimator (14) has mean  $\pi(h)$ , finite variance and finite expected coupling time  $\tau$ .*

An interesting point to remark on is that, contrary to the estimators of Jacob et al. (2020b), the fact that the expected coupling time is finite does not *directly* imply that the estimators will have finite compute time. This latter point is typically a feature of the non-explosivity of the process at hand and will be the case when only a finite number of computational events can happen in a given interval of time. This will always be verified in practice: for the coupled version of a PDMP to be practical, the PDMP marginal sampling process needs to be as well.

### 3 Coupling samplers with refreshment events: the BPS and the BS

We now describe how we can achieve a time-synchronous coupling for the BPS and the BS, to be used in the estimators of Section 2. We first quickly review the BPS and go on to describe how each of its components can be coupled. Our coupling construction reuses several elements from Durmus et al. (2020) but provably achieves higher coupling probabilities. The method is then extended to BS, which only requires different handling of its deterministic dynamics.

#### 3.1 The bouncy particle sampler

The bouncy particle sampler (BPS) is a PDMP sampler originally introduced in Peters and de With (2012) for sampling from a target distribution  $\pi(x) \propto \exp(-U(x))$  over  $\mathbb{R}^d$ , known only up to a normalising constant and differentiable. Formally, BPS targets the augmented distribution  $\pi(x, v) \propto \pi(x)\mathcal{N}(v; 0, I)$  over the space  $\mathbb{R}^d \times \mathbb{R}^d$ , which recovers  $\pi$  marginally. In order to simulate  $\pi(x, v)$ -stationary trajectories, BPS stitches affine segments of random length together. Suppose that the state of the sampler at the beginning of a segment is given by  $(x(t_i), v(t_i))$ , then  $(x(t), v(t))$ ,  $t \geq t_i$  follows the dynamics  $x(t) = (t - t_i)v(t_i) + x(t_i)$ , and  $v(t) = v(t_i)$ , corresponding to the coupled ordinary differential equation

$$\begin{pmatrix} \dot{x} \\ \dot{v} \end{pmatrix} = \begin{pmatrix} 0 & 1 \\ 0 & 0 \end{pmatrix} \begin{pmatrix} x \\ v \end{pmatrix}.$$

This is done until a random time  $t_{i+1}$  defined as the first event time of a non-homogeneous Poisson process with rate  $\lambda(t) = \lambda(x(t), v(t)) := \langle \nabla U(x(t)), v(t) \rangle_+$ . At time  $t_{i+1}$ , the velocity is reflected against a hyperplane defined by the gradient of  $U$ :

$$v(t_{i+1}) = R(x(t_{i+1}))v(t_i) = v(t_i) - 2 \frac{\langle \nabla U(x(t_{i+1})), v(t_i) \rangle}{\|\nabla U(x(t_{i+1}))\|^2} \nabla U(x(t_{i+1})). \quad (16)$$

While this construction keeps  $\pi(x, v)$  invariant, it suffers from reducibility problems (Bouchard-Côté et al., 2018; Deligiannidis et al., 2019), which in turn induces a lack of ergodicity of the process. In order to mitigate this, *refreshment* events, where the velocity  $v$  is drawn from  $\mathcal{N}(0, I)$ , are further added at random times defined by a homogeneous Poisson process with rate  $\lambda_{\text{ref}} > 0$ . All in all, this forms continuous piecewise-affine trajectories for  $x(t)$ , and càdlàg piecewise constant trajectories for  $v(t)$ . Another way to understand the method is via the superposition theorem (see, e.g., Bouchard-Côté et al., 2018, Section 2.3.3): the fastest event time of two Poisson processes with rates  $\lambda_1, \lambda_2$  corresponds to the event rate of a Poisson process with rate  $\lambda_1 + \lambda_2$ . The BPS, therefore, proceeds by sampling an event with rate  $\lambda_{\text{ref}} + \langle \nabla U(x(t)), v(t) \rangle_+$  and then randomly selects which one happened first. This formulation can be seen as a special case of the local BPS (Bouchard-Côté et al., 2018) and is given in Algorithm 3.

Simulating from  $\text{PP}_u^{\lambda_t}$  for arbitrary  $\lambda_t$  and  $u$  is in general non-trivial, even if this represents a one-dimensional distribution. This is because the density  $\text{pp}_u^{\lambda_t}(t) = \lambda_t \exp(-\int_u^t \lambda_s ds) \mathbb{1}(t \geq u)$  is often intractable so that the corresponding quantile function will be too. Instead, when an upper bound  $\bar{\lambda}_t \geq \lambda_t$  with tractable first event simulation is known, a thinning procedure is routinely employed to sample from it. We detail this in Algorithm 4, assuming that the upper bound is valid for all  $t \geq 0$ . When this hypothesis is not verified, an adaptive version (see, e.g., Sutton and Fearnhead, 2023) of Algorithm 4 can be used.

#### 3.2 Coupling the bouncy particle sampler

We now turn back to the problem of building delayed couplings of the bouncy particle sampler. Recall that by this we mean that, given a time-delay  $\Delta$ , we want to form  $(x^1(t), v^1(t))$  and  $(x^2(t), v^2(t))$ , both

---

**Algorithm 3:** The bouncy particle sampler

---

```
Sample  $x(0), v(0) \sim \pi_0(x, v)$  // for an arbitrary initial distribution  $\pi_0$ .
Set  $s = 0$ 
while True do
    Sample  $\tau \sim \text{PP}_s^{\lambda_{\text{ref}} + \lambda_t}$ 
    Set  $x(t) = x(s) + (t - s)v(s)$ ,  $t \in (s, s + \Delta]$  and  $v(t) = v(s)$ ,  $t \in [s, s + \Delta)$ 
    Set  $s = s + \tau$ 
    // Pick which event happened
    Sample  $V \sim \mathcal{U}([0, 1])$ 
    if  $V < \frac{\lambda_s}{\lambda_s + \lambda_{\text{ref}}}$  then set  $v(s) = R(x(s))v(s - \Delta)$ 
    else sample  $v(s) \sim \mathcal{N}(0, I)$ 
```

---

---

**Algorithm 4:** Thinning with a global upper bound

---

```
Set  $\tau = 0$ 
while True do
    Sample  $\bar{\tau} \sim \text{PP}_\tau^{t \rightarrow \bar{\lambda}_{\tau+t}}$  and  $U \sim \mathcal{U}([0, 1])$  // independently
    Set  $\tau = \tau + \bar{\tau}$ 
    if  $U < \lambda_\tau / \bar{\lambda}_\tau$  return  $\tau$ 
```

---

marginally distributed according to the same BPS, such that there exists a random time  $\kappa > 0$  with

$$x^1(\kappa + \Delta + t) = x^2(\kappa + t), \quad v^1(\kappa + \Delta + t) = v^2(\kappa + t) \quad (17)$$

for all  $t \geq 0$ .

In order to achieve this  $\Delta$ -coupling, we will consider a time grid  $k\Delta$ ,  $k = 0, 1, \dots$ , on which all information on the PDMPs at hand is forgotten beside their positions and velocities. In particular, their already computed next event will be forgotten, and we will simply recompute them via a favourable coupling. The construction we propose closely follows that of [Durmus et al. \(2020\)](#), who use it to derive mixing rates for BPS, but provably results in lower coupling times than theirs. We will highlight the differences and the reason why these result in lower coupling times for the PDMPs at hand.

We decompose this problem in two steps: (i) state matching, which is already present in [Durmus et al. \(2020\)](#), and (ii) time synchronisation, which allows us to still try and couple when the method of [Durmus et al. \(2020\)](#) fails.

### 3.2.1 The coupling construction of [Durmus et al. \(2020\)](#)

In this section, we adapt the coupling of [Durmus et al. \(2020\)](#) to implement a  $\Delta$ -coupling of the bouncy particle sampler. This means that, contrary to their construction, we instead consider lagged BPS processes, rather than fully synchronous ones. Furthermore, while they simply perform the operation once to show a positive coupling probability (provided that enough time has passed), we will apply this coupling repeatedly (every  $\Delta$  increment of time), leveraging the Markov property of the BPS to “forget” future event times values.

Consider two BPS processes  $(x^1(t), v^1(t))$  and  $(x^2(t), v^2(t))$ , marginally following the same distribution, and define  $t_k = k\Delta$  for a given  $\Delta > 0$ . We will write  $\lambda_t^i$ ,  $i = 1, 2$ , for the corresponding bouncing event rate. At time  $t_{k+1}$  for  $(x^1, v^1)$  and  $t_k$  for  $(x^2, v^2)$ , we implement the following procedure:

1. For both processes, use the same homogeneous Poisson process to sample from the refreshment event times.
2. Generate independently the bouncing event times  $\tau_{\text{bounce}}^1$  and  $\tau_{\text{bounce}}^2$ .

---

**Algorithm 5:** Coupling of [Durmus et al. \(2020\)](#)

---

```
Set  $f_x = f_v = 0$  // coupling flags, the processes are  $\Delta$ -coupled when  $f_v = f_x = 1$ 
1 Sample  $\tau_{\text{ref}} \sim \text{Exp}(\lambda_{\text{ref}})$ ,  $\tau_{\text{bounce}}^1 \sim \text{PP}_{t_{k+1}}^{\lambda_t^1}$  and  $\tau_{\text{bounce}}^2 \sim \text{PP}_{t_k}^{\lambda_t^2}$  independently
2 Set  $s^1 = t_{k+1}$ , and  $s^2 = t_k$ 
3 while true do
4   Set  $\tau^1 = \min(\tau_{\text{ref}}, \tau_{\text{bounce}}^1)$  and  $\tau^2 = \min(\tau_{\text{ref}}, \tau_{\text{bounce}}^2)$ 
5   if  $\max(s^1 + \tau^1 - t_{k+1}, s^2 + \tau^2 - t_k) \geq \Delta$  then break
6   Set  $x^1(t) = x^1(s^1) + (t - s^1)v^1(s^1)$  for  $t \in [s^1, s^1 + \tau^1]$ ,  $v^1(t) = v^1(s^1)$  for  $t \in [s^1, s^1 + \tau^1]$ 
7   Set  $x^2(t) = x^2(s^2) + (t - s^2)v^2(s^2)$  for  $t \in [s^2, s^2 + \tau^2]$ ,  $v^2(t) = v^2(s^2)$  for  $t \in [s^2, s^2 + \tau^2]$ 
8   Set  $s^1 = s^1 + \tau^1$ , and  $s^2 = s^2 + \tau^2$ 
9   if  $\tau_{\text{ref}} > \min(\tau_{\text{bounce}}^1, \tau_{\text{bounce}}^2)$  then // The coupling failed
10  | Advance both processes independently up to time  $t_{k+1} + \Delta$ ,  $t_k + \Delta$ , respectively
11 else
12  | Sample  $\tau_{\text{ref}} \sim \text{Exp}(\lambda_{\text{ref}})$  // Time to next refreshment event
13  | Sample  $u^1, u^2$  from a maximal coupling of  $\mathcal{N}(x^1(s^1), (\tau_{\text{ref}})^2 I)$ ,  $\mathcal{N}(x^2(s^2), (\tau_{\text{ref}})^2 I)$ 
14  | if The coupling is successful then
15  | | Set  $f_v = 1 * f_x$  // Velocities are coupled
16  | | Set  $f_x = 1$  // Positions are coupled
17  | else
18  | | Set  $f_v = f_x = 0$  // Velocities and positions are decoupled
19  | | Set  $v^1(s^1) = (u^1 - x^1(s^1)) / \tau_{\text{ref}}$ ,  $v^2(s^2) = (u^2 - x^2(s^2)) / \tau_{\text{ref}}$ 
20  | | if  $f_v = f_x = 1$  then break // Coupling was successful
21  | | Sample  $\tau_{\text{bounce}}^1 \sim \text{PP}_{s^1}^{\lambda_t^1}$  and  $\tau_{\text{bounce}}^2 \sim \text{PP}_{s^2}^{\lambda_t^2}$  independently
22 Continue sampling the two processes up to time  $t_{k+1} + \Delta$  and  $t_k + \Delta$  respectively, either using
    a single process if  $f_v = f_x = 1$  or independent ones otherwise.
```

---

3. If both processes' next event is a refreshment event, then sample from a coupling of the velocity process to match either their positions (if their positions are not matched yet), or their velocities (if the positions are already matched).
4. Repeat until you have reached the next  $\Delta$  increment.

The coupling procedure is then successful if position and velocity are coupled *within the allocated* time-frame  $\Delta$ . And if it is not, the same procedure is applied during the next  $\Delta$ -window  $[t_{k+1} + \Delta, t_{k+1} + 2\Delta]$  (or  $[t_k + \Delta, t_k + 2\Delta]$  for the second process). The construction is detailed in Algorithm 5. In practice, the only remaining implementation choice consists of the coupling for the velocities at line 13. Because this corresponds to coupling two Gaussians with different means, but the same covariance matrix (scaled identity), we can employ the Gaussian coupling of [Bou-Rabee et al. \(2020\)](#), also typically used in the methods of [Jacob et al. \(2020b\)](#) who call it the ‘‘Reflection-maximal’’ coupling. This coupling is given in Algorithm 6.

### 3.2.2 Improving on [Durmus et al. \(2020\)](#)

In practice, the failure condition  $\tau_{\text{ref}} > \min(\tau_{\text{bounce}}^1, \tau_{\text{bounce}}^2)$  appearing in Algorithm 5 line 9 is too strict. It appears because the probability of having  $\tau_{\text{bounce}}^1 = \tau_{\text{bounce}}^2$  is null under the independent sampling hypothesis, making it so that, as soon as the processes decouple in time, by which we mean that  $\tau^1 \neq \tau^2$ , the coupling is doomed to fail. As a consequence, increasing  $\Delta$  will not necessarily result in sizeable increases in the resulting coupling probability. This was not a problem in [Durmus et al. \(2020\)](#) as they were interested in proving a positive probability for a ‘‘one-shot’’ type of coupling, but becomes one in our case given that we wish to repeat the procedure every  $\Delta$  time increment

---

**Algorithm 6:** Reflection-maximal coupling for  $\mathcal{N}(m_1, \sigma^2 I)$  and  $\mathcal{N}(m_2, \sigma^2 I)$ 

---

```
Set  $z = (m_1 - m_2)/\sigma$  and  $e = z/\|z\|$ 
Sample  $V \sim \mathcal{N}(0, I)$  and  $U \sim \mathcal{U}([0, 1])$  // Independently
if  $\mathcal{N}(V; 0, I) U < \mathcal{N}(V + z; 0, I)$ 
  then
    | Set  $W = V + z$ 
  else
    | Set  $W = V - 2\langle e, V \rangle e$ 
Set  $x = m_1 + \sigma V$  and  $y = m_2 + \sigma W$ 
return  $(x, y)$ 
```

---

until a successful coupling eventually happens. This issue can be corrected at a low cost, by allowing the process to recouple in time when time synchronisation had been lost. In particular, rather than coupling the refreshment events by using the same Poisson process with rate  $\lambda_{\text{ref}}$  at lines 1 and 12, we can instead sample from a coupling of  $\text{Exp}(\lambda_{\text{ref}})$  with itself, maximising the probability

$$\mathbb{P}(s^1 + \tau_{\text{ref}}^1 = s^2 + \tau_{\text{ref}}^2 + \Delta), \quad (18)$$

noting that this corresponds to the same procedure as in Algorithm 5 when  $s^1 = s^2$ . This corresponds to sampling from a maximal coupling of shifted Exponential distributions, which is easily done in closed-form using the mixture representation of maximal couplings (Theorem 19.1.6 in Douc et al., 2018, see Appendix C for details). As a consequence, we can ignore the failure condition line 9 altogether given that the process is allowed to “re-synchronise” even in case of a de-synchronisation. This means that taking a larger  $\Delta$  window is less detrimental than it would have been otherwise. Additionally, even during a “re-synchronisation” procedure, it is possible to try to couple the positions of the two samplers as in line 13 in Algorithm 5, albeit, in this case, this will correspond to a coupling of two Gaussians  $\mathcal{N}(x^1(\tau^1), (\tau_{\text{ref}}^1)^2 I)$ ,  $\mathcal{N}(x^2(\tau^2), (\tau_{\text{ref}}^2)^2 I)$  with different covariance matrices, for which maximal couplings are not known (Devroye et al., 2022; Corenflos and Särkkä, 2022) in general. Thankfully, this special case is tractable, given that the covariances are proportional to one another, so we can again use the mixture representation of Douc et al. (2018, Theorem 19.1.6) to sample from a maximal coupling thereof.

While this is already an improvement over Durmus et al. (2020), we can further enhance the coupling procedure by sampling from a coupling of  $\tau_{\text{bounce}}^1$  and  $\tau_{\text{bounce}}^2$ , rather than independently. Similar to (18), we need to target having a positive probability for the event

$$\mathbb{P}(s^1 + \tau_{\text{bounce}}^1 = s^2 + \tau_{\text{bounce}}^2 + \Delta). \quad (19)$$

This is more complicated than for the refreshment events, given the typical intractability of  $\text{PP}_{s^i}^{\lambda_{\text{bounce}}^i}$ ,  $i = 1, 2$ . However, when these are simulated using the thinning procedure given by Algorithm 4 (or an adaptive version), thanks to upper bounds  $\text{PP}_{s^1}^{\bar{\lambda}^1}$  and  $\text{PP}_{s^2}^{\bar{\lambda}^2}$ , it is possible to use a modified version of the coupled rejection sampling method of Corenflos and Särkkä (2022) to couple the resulting bouncing event times. The method is summarised in Algorithm 7. Thankfully, the upper bounds  $\text{PP}_{s^1}^{\bar{\lambda}^1}$  and  $\text{PP}_{s^2}^{\bar{\lambda}^2}$  will be amenable to coupling as soon as they have a tractable density function, which is the case for, for example, piecewise polynomial bounds (Sutton and Fearnhead, 2023). This can be done via Thorisson’s algorithm (Thorisson, 2000) that we presented in Algorithm 1. We note however that, contrary to the approach of Appendix C, Thorisson’s algorithm presents the disadvantage of resulting in random execution times for the simulation of the overarching coupling itself, adding to that of the thinning procedure. For this reason, when they are practical, closed-form solutions should be preferred. Moreover, a drawback of Thorisson’s algorithm is the fact that, despite the resulting coupling being maximal, the joint distribution of the coupling when the coupling is not successful (i.e., the distribution

---

**Algorithm 7:** Coupled thinning

---

```
// Suppose given a diagonal coupling  $\Gamma$  of  $\text{PP}_u^{\lambda^1}$  and  $\text{PP}_u^{\lambda^2}$ .
1 Set  $\tau^1 = \tau^2 = 0$ 
2 while True do
3   | Sample  $\bar{\tau}^1, \bar{\tau}^2 \sim \Gamma$  and set  $\tau^1 = \tau^1 + \bar{\tau}^1$  and  $\tau^2 = \tau^2 + \bar{\tau}^2$ 
4   | Sample  $U \sim \mathcal{U}([0, 1])$  and set  $a_1 = \lambda_{\tau^1}^1 / \bar{\lambda}_{\tau^1}^1$  and  $a_2 = \lambda_{\tau^2}^2 / \bar{\lambda}_{\tau^2}^2$ 
5   | if  $U < a_1 \wedge a_2$  then return  $(\tau^1, \tau^2)$ 
6   | else if  $U < a_1$  then
7   |   | Continue sampling  $\tau^2$  via Algorithm 4 then return  $(\tau^1, \tau^2)$ 
8   | else if  $U < a_2$  then
9   |   | Continue sampling  $\tau^1$  via Algorithm 4 then return  $(\tau^1, \tau^2)$ 
```

---

---

**Algorithm 8:** Modified antithetic coupling for distributions with densities  $p^1$  and  $p^2$ 

---

```
Sample  $X, Y$  from an antithetic coupling of  $p^1$  and  $p^2$ 
Sample  $U, V \sim \mathcal{U}([0, 1])$  and  $Z \sim p_1$  // Independently
if  $V < p_2(Z)/p_1(Z)$  then
  | if  $U < p_2(X)/p_1(X)$  then set  $X = Z$ 
  | if  $U < p_1(Y)/p_2(Y)$  then set  $Y = Z$ 
return  $(X, Y)$ 
```

---

of the residual coupling) is independent: in terms of density,  $p(x, y \mid x \neq y) = p(x \mid x \neq y)p(y \mid x \neq y)$ . This means that the algorithm will behave erratically before we observe a coupling. For these two reasons, we instead use a modified antithetic coupling (Hammersley and Morton, 1956), following a construction given in Dau and Chopin (2023, Algorithm 14, Section D.2). The procedure is given in Algorithm 8<sup>1</sup> and more details on the choice of the antithetic residuals can be found in Appendix C. Because this modified coupling relies on an underlying antithetic coupling, we can expect that its distribution will be such that, when  $X \neq Y$ , we will often obtain a contraction behaviour (similar to the reflection of Algorithm 6) inherited from the antithetic coupling rather than fully independent samplers, thereby reducing the variance of the algorithm. More details on this can be found in Appendix C.

Overall, combining these two improvements results in stochastically smaller coupling times than simply using the method of Section 3.2.1 by construction, while at the same time incurring virtually no additional computation compared to it.

### 3.3 Coupling the boomerang sampler

The BS (Bierkens et al., 2020) is very similar to the BPS, in that it shares the same event rates, and only differs via its bouncing and refreshment events and the trajectories between events. Formally, the BS targets an augmented distribution with density

$$\pi(x, v) \propto \exp\left(-U(x) - \frac{1}{2}(x - x^*)^\top \Sigma^{-1}(x - x^*) - \frac{1}{2}v^\top \Sigma^{-1}v\right), \quad (20)$$

or, otherwise said, a distribution with Radon–Nikodym derivative  $\exp(-U(x))$  with respect to a reference Gaussian measure  $\mathcal{N}(x^*, \Sigma) \otimes \mathcal{N}(0, \Sigma)$ , this latter perspective being useful when designing samplers for infinite-dimensional spaces (Dobson and Bierkens, 2022).

---

<sup>1</sup>We note that Algorithm 8 can in fact be used to transform more or less any coupling into one that gives a positive mass on the diagonal  $x = y$ , however, for simplicity, we only state it here in terms of the antithetic coupling.



Its refreshment event is given by  $v(t_{i+1}) \sim \mathcal{N}(0, \Sigma)$ , while its bouncing event is given by

$$v(t_{i+1}) = R(x(t_{i+1}))v(t_i) = v(t_i) - 2 \frac{\langle \nabla U(x(t_{i+1})), v(t_i) \rangle}{\|\Sigma^{1/2} \nabla U(x(t_{i+1}))\|^2} \nabla \Sigma U(x(t_{i+1})), \quad (21)$$

and the trajectories between events are given by  $\begin{pmatrix} \dot{x} \\ \dot{v} \end{pmatrix} = \begin{pmatrix} 0 & 1 \\ -1 & 0 \end{pmatrix} \begin{pmatrix} x \\ v \end{pmatrix} + \begin{pmatrix} 0 \\ x^* \end{pmatrix}$ , which can be integrated in closed form as

$$\begin{aligned} x(t) &= x^* + (x(0) - x^*) \cos(t) + v(0) \sin(t) \\ v(t) &= -(x(0) - x^*) \sin(t) + v(0) \cos(t). \end{aligned} \quad (22)$$

Because of this similarity, coupling the BS is essentially done the same way as coupling the BPS, and, to perform state coupling, it suffices to follow the same steps as in Section 3.2.1, whilst adapting them to the trajectories at hand.

Suppose that the current event at time  $t_1$  and  $t_2$  is a refreshment event and that the next events at times  $t_1 + \tau_1$  and  $t_2 + \tau_2$ ,  $\tau_1 = \tau_2 = \tau_{\text{ref}}$  are both refreshment events too, then, to couple the positions  $X_{t_1 + \tau_1}^1$  and  $X_{t_2 + \tau_2}^2$  we want to form a coupling of the  $\mathcal{N}(0, \Sigma)$  distributed velocities  $V^1$  and  $V^2$  maximising the probability of obtaining

$$\begin{aligned} x^* + (X_{t_1}^1 - x^*) \cos(\tau_{\text{ref}}) + V_{t_1}^1 \sin(\tau_{\text{ref}}) &= x^* + (X_{t_2}^2 - x^*) \cos(\tau_{\text{ref}}) + V_{t_2}^2 \sin(\tau_{\text{ref}}) \\ \iff X_{t_1}^1 \cos(\tau_{\text{ref}}) + V_{t_1}^1 \sin(\tau_{\text{ref}}) &= X_{t_2}^2 \cos(\tau_{\text{ref}}) + V_{t_2}^2 \sin(\tau_{\text{ref}}) \end{aligned}$$

which corresponds to forming a coupling of the two Gaussian distributions  $\mathcal{N}(\cos(\tau_{\text{ref}})X_{t_1}^1, \sin(\tau_{\text{ref}})^2\Sigma)$  and  $\mathcal{N}(\cos(\tau_{\text{ref}})X_{t_2}^2, \sin(\tau_{\text{ref}})^2\Sigma)$  with different means and the same covariance. This is also easily done via Algorithm 6.

The final coupled BS algorithm is then given by the same procedure as for BPS, albeit for different state coupling equations and bouncing events, and similar improvements as in Section 3.2.2 apply here too.

### 3.4 Verifying the assumptions for BPS

We now focus on verifying that the consistency Propositions 2.2, 2.3, and their corollaries hold for the bouncy particle sampler. An important remark, that we use throughout, is the fact that the coupling construction of Section 3 is at least as contractive as that of Durmus et al. (2020). This is because, while they consider time synchronisation through the refreshment events only, and “give up” if a bouncing event occurs, we instead allow for re-synchronisation of the processes, which results in a higher probability for  $\mathbb{P}_{z^1, z^2}(\tau^1 = \tau^2)$ , so that all their inequalities involving this quantity, in particular, are verified in the case of our coupling. As a consequence, all their results still apply to our particular construction.

**Proposition 3.1.** *Suppose the following conditions on  $U(x) := \log \pi(x)$  hold: (a)  $U$  is twice differentiable; (b)  $(x, v) \rightarrow \|v\| \|\nabla U(x)\|$ ; is integrable with respect to the extended target  $\bar{\pi}(x, v) = \pi(x) \mathcal{N}(v; 0, I)$ ; (c)  $U(x) > 0$ ; (d)  $\int \exp\{-U(x)/2\} dx < \infty$ ; (e)  $\|U(x)\| \rightarrow +\infty$  as  $\|x\| \rightarrow +\infty$ ; and (f) there exists  $c \in (0, 1)$  such that  $\liminf_{\|x\| \rightarrow +\infty} \{\|\nabla U(x)\|/U^{1-c}(x)\} > 0$ ,  $\limsup_{\|x\| \rightarrow +\infty} \{\|\nabla U(x)\|/U^{1-c}(x)\} < +\infty$  and  $\limsup_{\|x\| \rightarrow +\infty} \{\|\nabla^2 U(x)\|/U^{1-2c}(x)\} < +\infty$ .*

*Then there exists  $\bar{\Delta} > 0$ , such that, for any  $\Delta > \bar{\Delta}$ , the  $\Delta$ -coupled BPS of Section 3 verifies Assumption 2.3*

The proof of this proposition (which may be found in the Appendix, Section D) amounts to using intermediate results of Durmus et al. (2020) on the geometric ergodicity of the BPS to show that the conditions of Proposition 4 in Jacob et al. (2020b) hold.

Whilst the conditions on the potential given in Proposition 3.1 may seem complicated, they are essentially saying that it needs to be a perturbation of a homogeneous function. These conditions are typically easier to verify than most conditions arising for discrete Markov chains samplers, for which one needs to explicitly construct drift conditions and study the behaviour of the coupling on small sets (Jacob et al., 2020b, Proposition 4). A key ingredient for the simplicity of the condition for the BPS is the fact that all compact sets are small (Lemma 2 and 10 in Deligiannidis et al., 2019; Durmus et al., 2020, respectively) for this class of potentials.

**Remark 3.1.** *Proposition 3.1 ensures that our procedure results in well-behaved estimators for a large enough  $\Delta$ , its minimal possible value depending on the problem at hand. While this may seem restrictive, we have not seen this to appear empirically, and the estimators of Sections 2.2 and 2.3 will still make use of intermediate trajectory information.*

## 4 Coupling the coordinate sampler

We now introduce a coupling of the coordinate sampler (CS). First, the specifics of CS are introduced, after which we describe how it can be coupled by successive applications of time-synchronisation.

### 4.1 The coordinate sampler

Given a target distribution  $\pi(x) \propto \exp(-U(x))$  on  $\mathbb{R}^d$ , the CS introduced in Wu and Robert (2019) considers the augmented target distribution  $\pi(x, v) = \pi(x)\varphi(v)$ , where  $\varphi$  is the uniform distribution on the set  $\mathcal{V}_{\text{CS}} := \{\pm e_i, i = 1, \dots, d\}$  and  $e_i$  denotes the  $i$ 'th element of the Euclidean basis of  $\mathbb{R}^d$ . In order to sample from this augmented distribution, let  $Z_t = (X_t, V_t)$  be the stochastic process defined by the following elements:

1. Flow:  $\frac{dX_t}{dt} = V_t, \frac{dV_t}{dt} = 0$ ,
2. Rate:  $\lambda_t = \lambda(X_t, V_t) = \langle V_t, \nabla U(X_t) \rangle_+ + \lambda_{\text{ref}}$ , where  $\lambda_{\text{ref}} > 0$ ,
3. Event: at jump time, the new velocity  $v$  is sampled with probability  $w_v \propto \lambda(X_t, -v)$ .

This corresponds to Algorithm 9. Provided that  $\lambda_{\text{ref}}$  is positive, this is guaranteed to be ergodic for a

---

#### Algorithm 9: The Coordinate Sampler

---

```

Sample  $x(0), v(0) \sim \pi_0(x, v)$  // from an arbitrary initial distribution  $\pi_0$ .
Set  $s = 0$ 
while True do
    Sample  $\tau \sim \text{PP}_s^{\lambda_t}$ 
    Set  $x(t) = x(s) + (t - s)v(s)$ ,  $t \in [s, s + \tau]$  and  $v(t) = v(s)$ ,  $t \in [s, s + \tau]$ 
    Set  $s = s + \tau$ 
    Sample  $v(s) \sim \text{Cat}(w_v)$  with  $w_v \propto \lambda(x(s), -v)$ 

```

---

large class of target distributions (Wu and Robert, 2019, Theorem 4).

### 4.2 Coupling the coordinate sampler

The only sources of stochasticity in the coordinate sampler are given by its jump times and the renewal process of the velocity. In order to form a  $\Delta$ -coupling of the CS with itself, this limited flexibility restricts us to working on the stochastic time and the velocity space only.

Suppose we are given two coordinate samplers processes  $(X_{t_1}^1, V_{t_1}^1)$  and  $(X_{t_2}^2, V_{t_2}^2)$  for the same target distribution  $\pi(x, v)$  and denote by  $X_{t_i}^i(j)$  and  $V_{t_i}^i(j)$  the value of the  $j$ 'th component of the

position and velocity states for the process  $i$  at time  $t^i$ . We also write  $\lambda_t^1$  and  $\lambda_t^2$  for the corresponding event rates and  $\tau^1, \tau^2$  for the resulting durations until the next event. Let us ignore for the moment the fact that we want to construct a  $\Delta$ -coupling and suppose that we only wish to form a position and velocity coupling no matter the lag.

For the sake of exposition, we tackle first the case when  $d = 1$  and we suppose that the stochastic times  $t^1 = t^2 = t$  are the same. In this case, we either have  $V_t^1(1) = V_t^2(1)$  or  $V_t^1(1) = -V_t^2(1)$ . We can couple the position of the next event by trying to maximise the probability of the event

$$\mathbb{P}(X_{t+\tau_1}^1 = X_{t+\tau_2}^2) = \mathbb{P}(X_t^1 + \tau_1 V_t^1 = X_t^2 + \tau_2 V_t^2). \quad (23)$$

Otherwise said, we want to sample from a diagonal coupling of the next events of non-homogeneous Poisson processes with densities

$$p^1(x | X_t^1, V_t^1) = \text{pp}_t^{\lambda_s^1}((x - X_t^1)/V_t^1), \quad p^2(x | X_t^2, V_t^2) = \text{pp}_t^{\lambda_s^2}((x - X_t^2)/V_t^2), \quad (24)$$

noting that  $(x - X_t^i)/V_t^i$  is commensurable to the time elapsed. This coupling will have a chance to occur in the following cases:

1.  $V_t^1 = V_t^2 = 1$  with maximal probability  $\int_{X_t^1 \vee X_t^2}^{\infty} \text{pp}_t^{\lambda_s^1}(x - X_t^1) \wedge \text{pp}_t^{\lambda_s^2}(x - X_t^2) dx$ ;
2.  $V_t^1 = V_t^2 = -1$  with maximal probability  $\int_{-\infty}^{X_t^1 \wedge X_t^2} \text{pp}_t^{\lambda_s^1}(X_t^1 - x) \wedge \text{pp}_t^{\lambda_s^2}(X_t^2 - x) dx$ ;
3.  $V_t^1 = -1$  and  $V_t^2 = 1$  when  $X_t^1 > X_t^2$  with maximal probability  $\int_{X_t^2}^{X_t^1} \text{pp}_t^{\lambda_s^1}(X_t^1 - x) \wedge \text{pp}_t^{\lambda_s^2}(x - X_t^2) dx$
4.  $V_t^1 = 1$  and  $V_t^2 = -1$  when  $X_t^1 < X_t^2$  with maximal probability  $\int_{X_t^1}^{X_t^2} \text{pp}_t^{\lambda_s^1}(x - X_t^1) \wedge \text{pp}_t^{\lambda_s^2}(X_t^2 - x) dx$

As a matter of fact, sampling from such couplings can be done via coupled thinning as in Section 3.2.2. In this case, when the coupling is successful, the two processes are then evolved up to  $t + \tau^1$  and  $t + \tau^2$  respectively, and share the same position  $X_{t+\tau_1}^1 = X_{t+\tau_2}^2$  and their velocities need to be updated. We can now try and couple the velocities  $V_{t+\tau_1}^1$  and  $V_{t+\tau_2}^2$  by sampling from a maximal coupling of categorical distributions with weights  $W_v^1 \propto \lambda(X_{t+\tau_1}^1, -v)$  and  $W_v^2 \propto \lambda(X_{t+\tau_2}^2, -v)$  which is easily done in this case (see Algorithm 2). In fact, because we only have one component, this will always succeed given that  $X_{t+\tau_1}^1 = X_{t+\tau_2}^2$ , and the two processes will then be  $(\tau^1 - \tau^2)$ -coupled in the sense of Definition 2.1.

This construction extends directly to the multidimensional case by considering exactly the same procedure, but component by component: when the two velocities are active for the same component, that is, when  $V^1 = \pm V^2 = \pm e_k$ , we can try to couple the component  $k$ . The coupling will then be final when all components have been coupled. We note that this method may result in some components decoupling from time to time, and as a consequence will take more than  $d$  successive events to successfully finish.

It may seem that we can now apply the methods of Section 2 to this construction. However, an important point to notice is that the value of  $\tau^1 - \tau^2$  is *not known in advance*, and could be negative, in which case the estimators (7) and (14) will not be well-defined. We, therefore, need a way to synchronise the two processes for a given  $\Delta > 0$ . This is the topic of the next section.

### 4.3 Forming $\Delta$ -couplings for the coordinate sampler: the on-and-off coordinate sampler

We now consider the case when  $\Delta > 0$  is given and we want to form a  $\Delta$ -coupling of a multidimensional CS targeting  $\pi(x, v)$ . In order to do so, we need to introduce a slight generalisation of the CS process where we allow the velocity to be completely switched off. We call this the on-and-off CS (I/O-CS). Formally, we now consider  $\pi(x, v) = \pi(x)\varphi(v)$ , where  $\varphi$  is the uniform distribution on the set

$\mathcal{V}_{I/O\text{-CS}} := \mathcal{V}_{\text{CS}} \cup \{0\}$ . The rest of the construction of CS is left unchanged. It is easy to see that the proof of Lemma 1 in [Wu and Robert \(2019\)](#) is still valid with this modification and  $\pi(x, v)$  is invariant under the modified process. Other guarantees on the ergodicity of the process can be obtained. We list proof of these in [Appendix B](#). We can now apply the coupling method described in the previous section to the  $\pi$ -invariant  $I/O - CS$  process, and couple the event times of the two processes  $Z_{t_1}^1 = (X_{t_1}^1, V_{t_1}^1)$  and  $Z_{t_2}^2 = (X_{t_2}^2, V_{t_2}^2)$ , now supposed to start at different times  $t^1$  and  $t^2$ , in the following way:

1. When  $V_{t_1}^1 = 0$  and  $V_{t_2}^2 = 0$ , we couple the next event time  $\tau^1$  and  $\tau^2$  to maximise  $\mathbb{P}(t^1 + \tau^1 + \Delta = t^2 + \tau^2)$ . This is easily done because, in this case, the event times follow a homogeneous Poisson process with rate  $\lambda_{\text{ref}} > 0$ . We call this a  $\Delta$ -synchronisation.
2. Otherwise, we use the coupling of [Section 4.2](#). We call this state synchronisation.

This will result in a  $\Delta$ -coupling of  $Z^1$  and  $Z^2$  provided that a  $\Delta$ -synchronisation event occurs successfully after all the states have been synchronised.

**Remark 4.1.** *An important point to notice is that the construction of the I/O-CS is not equivalent to randomly freezing the coordinate sampler for a given (random time) independent of the process as doing so would have likely resulted in a non-ergodic process. Rather, the amount of time it stays frozen depends on the value of the process at hand. If  $\nabla U(x)$  is large, then there is a very low probability of the next event being a switch to the null velocity, and when it does switch to it, the next velocity update will happen quickly. As a consequence, the system will only stay frozen when  $\nabla U(x)$  is close to being 0, otherwise said, when the process is exploring a mode, in which case, it will spend  $1/(2d + 1)$  of the time frozen, in average.*

#### 4.4 The coupled on-and-off coordinate sampler algorithm

In order to finalise the construction of our I/O-CS  $\Delta$ -coupling, we only need to describe how the sampling of the velocities at event times happens. Suppose that an event happens at time  $t_1$  and  $t_2$  for two I/O-CS processes with positions  $X_{t_1}^1$  and  $X_{t_2}^2$ , respectively. The marginal distributions of the refreshed velocities are given by categorical distributions on  $\mathcal{V}_{I/O\text{-CS}}$  with weights  $W_v^1 \propto \lambda(X_{t_1}^1, -v)$  and  $W_v^2 \propto \lambda(X_{t_2}^2, -v)$ , respectively. Fortunately, maximal couplings on categorical distributions are well understood (see, e.g. [Thorisson, 2000](#); [Lindvall, 2002](#), and references within), and can be sampled from easily (see [Section 1.1](#)).

A natural way to couple the velocity refreshment is then to try and maximise the probability of picking exactly the same velocity component. This would indeed result in a valid method with heuristically good coupling probabilities. However, this would be missing that coupling is often possible when  $v^1 = -v^2$  and it is, therefore, more beneficial to try to maximise the probability that the two vectors  $v^1$  and  $v^2$  are proportional. As a consequence, writing  $W_{|v|}^i = W_v^i + W_{-v}^i$  for  $v \neq 0$  and  $W_{|0|}^i = W_0^i$ , we wish to rather sample from a maximum coupling of  $W_{|v|}^1$  and  $W_{|v|}^2$ . This corresponds to a coupling on random indices  $j_1, j_2$ , taking values in  $\{0, 1, \dots, d\}$ , and with categorical distributions having weights  $W_j^i = W_{|v|}^i$ ,  $j = 0, 1, \dots, N$ ,  $i = 1, 2$ , respectively.

Suppose now that the coupling has been successful and that  $j_1 = j_2 > 0$ , so that we will have  $v^1$  and  $v^2$  co-linear and non-null. Conditionally on  $j_1 = j_2 = j$ , the distributions of  $v^1$  and  $v^2$  are given as categorical distributions on the set  $\{\pm e_j\}$  with weights  $(W_+^1, W_-^1) = \left(\frac{W_{e_j}^1}{W_j^1}, \frac{W_{-e_j}^1}{W_j^1}\right)$  and

$$(W_+^2, W_-^2) = \left(\frac{W_{e_j}^2}{W_j^2}, \frac{W_{-e_j}^2}{W_j^2}\right).$$

Now, suppose  $X_{t_1}^1(j) > X_{t_2}^2(j)$ , for the next event to be able to result in a position coupling, we need either  $v^1 = v^2$ , or  $v^1 = -e_j$  and  $v^2 = e_j$ . As a consequence, we aim at minimising the probability of the event  $\{v^1 = e_j\} \cap \{v^2 = -e_j\}$ . This corresponds to using a common random coupling on the two Bernoulli distributions  $p(v^1 = v^2 = e_j) = W_{++}$ ,  $p(v^1 = v^2 = -e_j) = W_{--}$ ,  $p(v^1 = -v^2 = e_j) = W_{+-}$ , and  $p(v^1 = -v^2 = -e_j) = W_{-+}$ . The same is true for  $X_{t_1}^1(j) < X_{t_2}^2(j)$ . The overall coupled I/O-CS algorithm is given in [Algorithm 10](#).

---

**Algorithm 10:**  $\Delta$ -coupling of the I/O-CS

---

Sample  $x^1(0), v^1(0)$  and  $x^2(0), v^2(0)$  independently of  $\pi_0(x, v)$ . Set  $s^1 = s^2 = 0$   
**while** True **do**  
    Sample  $\tau^1, \tau^2$  from a coupling of  $\text{PP}_{s^1}^{\lambda_1^1}$  and  $\text{PP}_{s^2}^{\lambda_2^2}$  following Section 4.3  
    Set  $x^j(t) = x^j(s^j) + (t - s^j)v^j(s^j)$ ,  $t \in [s^j, s^j + \tau^j]$  and  $v^j(t) = v^j(s^j)$ ,  $t \in [s^j, s^j + \tau^j]$ ,  
         $j = 1, 2$   
    Set  $s^j = s^j + \tau^j$ ,  $j = 1, 2$   
    Sample  $v(s^1), v(s^2)$  from a common random number coupling of  $\text{Cat}(W^1)$  and  $\text{Cat}(W^2)$   
        following Section 4.4

---

## 5 Experimental validation

In this section, we provide validation and comparison of our coupled samplers’ behaviour in terms of their computational complexity as well as their relative statistical efficiency. At the time being, we only share examples for the bouncy particle sampler on a Gaussian distribution. This experiment is mostly meant to illustrate the coupling properties in an “ideal” scenario, in particular in terms of its scaling with dimension. More experiments, targeting different models and samplers will be included in a future version of this article.

### 5.1 Gaussian target

We provide experimental results with a  $d$ -dimensional normal distribution  $\mathcal{N}(0, I)$  where the sampler is either started from an independent draw from the target distribution or from a normal distribution with covariance  $\Sigma$  where  $\Sigma$  is the inverse of a matrix drawn from a Wishart distribution with identity scale matrix and  $d$  degrees of freedom and with a mean vector  $\Sigma^{\frac{1}{2}}\mu$  where  $\mu = (1, \dots, 1)$ . This corresponds to the same setting as in [Jacob et al. \(2020b, Fig. 1\)](#). We investigate the performance of the coupled BPS when keeping the refreshment rate constant as suggested by [Deligiannidis et al. \(2021\)](#) ( $\lambda = 1.5$ ) or when scaling the refreshment with the dimension ( $\lambda = \sqrt{d}$ ) as recommended in [Bierkens et al. \(2022\)](#). See [Deligiannidis et al. \(2021\)](#) for a detailed comparison. The average coupling times  $\kappa$  for which  $Z_{\kappa+\Delta+t}^1 = Z_{\kappa+t}^2$  based on 500 independent runs are given in [Figure 1](#). The plot indicates a somewhat linear scaling with respect to the dimension in the stochastic time at which the processes coupled, under both initialisations. This linear scaling is observed across both choices of the refreshment rate. However, the constant choice for  $\lambda$  has longer coupling times.

We consider estimating the first and second moments of the first coordinate of the Gaussian distribution using our proposed estimators. We specify  $k$  as the 90% quantile of the meeting times obtained from 500 independent preliminary runs and set  $m = 10k$ . Previous authors ([Jacob et al., 2020b](#); [Heng and Jacob, 2019](#)) have compared the variance of the coupled estimators against the asymptotic variance as approximated by the R package CODA. This approach is not readily applied to PDMPs as the autocorrelations of the discrete samples can be made arbitrarily large by refining the grid (in our context reducing  $\delta$ ) and would bias towards our method. Consequently, we have chosen an alternative method to evaluate the relative performance of our estimators which is independent of the choice of  $\delta$ . For each coupled estimator we record the total number of events from both chains prior to coupling and the number of events after coupling. A single BPS is run for a computational budget equal to the sum of the number of events to couple from both processes and the number of coupled events. The number of events prior to coupling is taken as the burnin budget for this process. The inefficiency is then measured as the average mean square error for the coupled BPS estimators divided by the average mean square error for the BPS estimators with an equivalent computational budget. As reported in [Figure 2](#), we find that larger  $\Delta$  values tend to improve the inefficiency. While the constant choice for  $\lambda$  becomes increasingly inefficient, the scaled version remains reasonably efficient in higher dimensions.

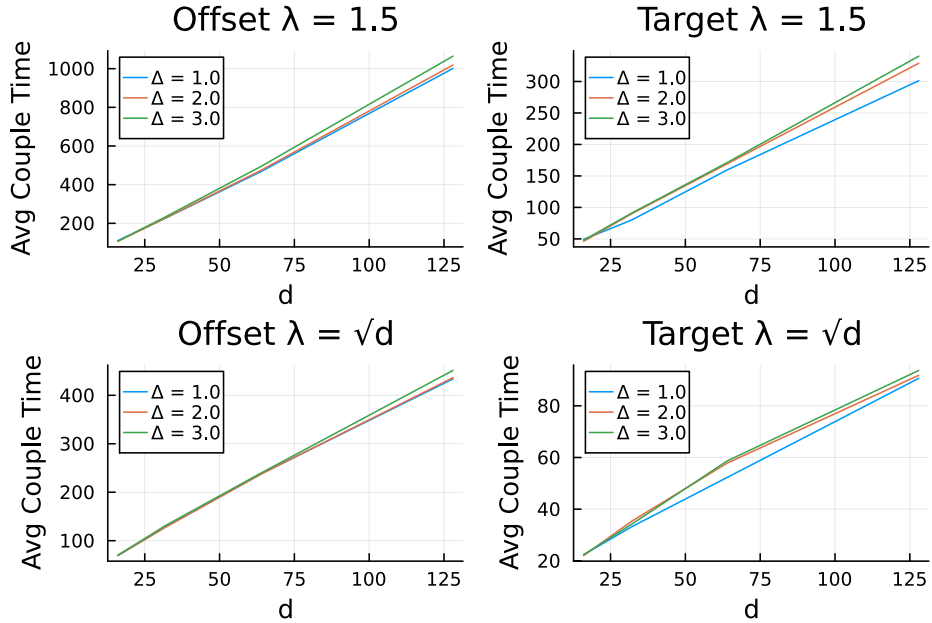


Figure 1: Average coupling time (taken over 500 experiments) for a bouncy particle sampler targeting a standard Gaussian distribution as a function of the dimension. We compare different values for the coupling window  $\Delta$  of Section 3. The initial distribution is either taken to be  $\mathcal{N}(0, I)$  already (left), or  $\mathcal{N}(\Sigma^{\frac{1}{2}}\mu, \Sigma)$  (right), for  $\mu = (1, \dots, 1)$  and  $\Sigma$  is the inverse of a matrix drawn from a Wishart distribution. In both cases, the coupling appears to happen in linear (stochastic) time.

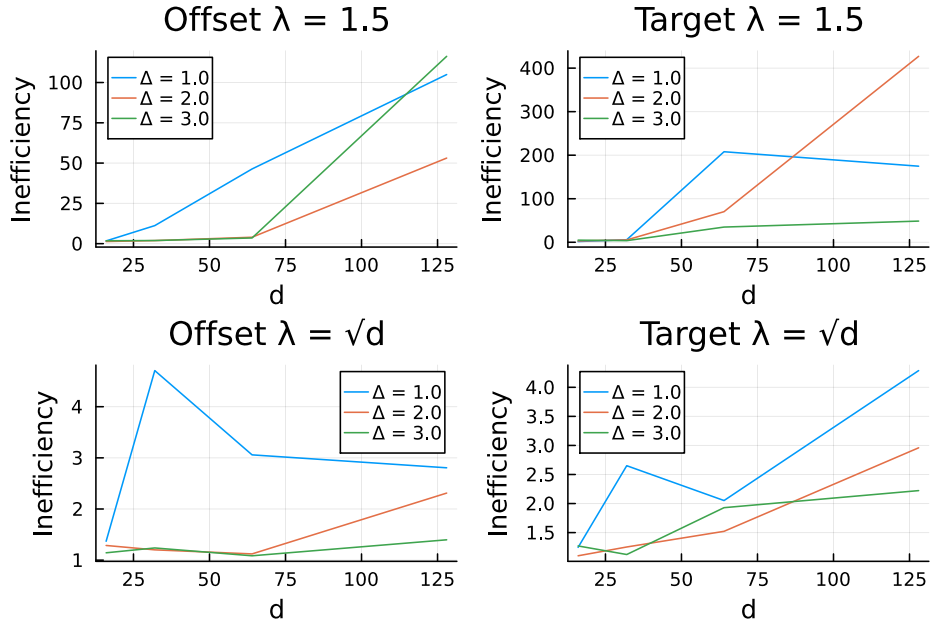


Figure 2: Average inefficiency (taken over 500 experiments) of the estimators of the first and second moment of the first coordinate of a standard Gaussian distribution as a function of the dimension. Inefficiency is measured as the ratio of the average mean square error of the coupled estimators to the average mean square error of a BPS with an equivalent computational budget.

## 6 Discussion

We have presented a general debiasing strategy inherited from [Jacob et al. \(2020b\)](#) for expectations computed under ergodic continuous processes, in particular piecewise deterministic Markov processes. Explicit constructions have been given for the bouncy particle, the boomerang, and the coordinate samplers. We have further shown that, under the hypothesis of a perturbed homogeneous target potential, the bouncy particle sampler returned consistent and efficient estimates. The coordinate sampler required a slight modification, whereby we allowed it to fully switch itself off, to let the two coupled processes recouple in time. This modification did not affect its stationarity nor its ergodicity, but the more precise results obtained in [Wu and Robert \(2019\)](#) do not follow through as easily, and more work would be warranted to obtain drift conditions in our modified version. In the remainder of this section, we discuss some particular points of interest.

**Improving on the  $\Delta$ -coupling for the coordinate sampler.** In [Section 4.3](#), we have made the choice to time-synchronise the two processes when both velocities were null, or to synchronise their positions when the velocities were co-linear, and nothing else otherwise. We should in fact consider additional possible couplings and plan to do so in a future version of this work. Indeed, when only one of the velocities is null, we can still time-synchronise, although the procedure is more complicated given it involves a non-homogeneous Poisson process. Similarly, when both are not null but also not co-linear, we can either still sample from a time-synchronisation coupling, or introduce a position contractive coupling, for example, a coupling on the stochastic times corresponding to an optimal transport coupling for the positions.

**The Zig-Zag sampler.** At first sight, it may seem that the construction of [Section 4](#) should apply to the Zig-Zag sampler *mutatis mutandis*, but it in fact does not. This is because the velocities of the Zig-Zag sampler cannot be killed but only switched. As a consequence, coupling a given coordinate by synchronising the clocks would result in a decoupling phenomenon for all other coordinates, resulting in a never-ending coupling race between these. On the other hand, adding a form of stochasticity in the velocity jumping process would allow for more flexibility in the coupling procedure and perhaps result in a competing algorithm.

**Verifying the assumptions for the boomerang sampler.** We have not in this article undertaken the task of verifying that the boomerang sampler verifies the assumptions necessary for the application of our unbiased estimators. However, there is reason to believe that similar properties as for BPS hold for the boomerang sampler. This is because the underlying PDMP structure is highly similar, with the only difference being the deterministic part. While the study of the geometric ergodicity of the boomerang sampler is out of scope for this paper, we conjecture that the analysis of [Durmus et al. \(2020\)](#) holds in its entirety. Similarly, other similar PDMPs are likely to emerge in the near future, relying on different types of geometries and/or reference measures for efficiency, which would be likewise covered by our and [Durmus et al. \(2020\)](#) work.

**The choice of  $\Delta$ .** In our formulation of the discretised and continuous Rhee & Glynn estimators, we have assumed that  $\Delta > 0$  was deterministic and chosen in advance. This is in fact not a necessary condition, and one could use a random  $\Delta$ , provided that it can only take positive values. In particular, we could select  $\Delta$  *after the fact*, by implementing time-coupling events of the form  $s^1 + \tau^1 > s^2 + \tau^2$  on the event times  $\tau^1$  and  $\tau^2$ , rather than  $s^1 + \tau^1 + \Delta = s^2 + \tau^2$ . Doing so would define  $\Delta = s^1 + \tau^1 - s^2 - \tau^2$  implicitly (provided that state-coupling is then achieved).

**Adaptive thinning and local bounds for the Poisson rate.** We have presented the construction of our coupling for global bounds of the rate only. In practice, only local bounds may be accessible, and one may need to resort to adaptive thinning schemes. We note that modifying the coupled thinning



scheme 7 to this would be immediate, and requires very little work. Furthermore, when the Poisson processes can be simulated in closed form, it is possible to construct couplings manually rather than via rejection mechanisms (for example using 8).

## Individual Contributions

The original idea for this article comes from discussions between AC and NC. The methodology was developed primarily by AC in collaboration with NC and MS. The proofs are due to AC and NC. The experimental results are in majority due to MS. Writing was primarily done by AC, after which all authors reviewed the manuscript.

## References

- Andrieu, C., Lee, A., Power, S., and Wang, A. Q. (2022). Explicit convergence bounds for Metropolis Markov chains: isoperimetry, spectral gaps and profiles. *arXiv preprint arXiv:2211.08959*.
- Betancourt, M. (2017). A conceptual introduction to Hamiltonian Monte Carlo. *arXiv preprint arXiv:1701.02434*.
- Bierkens, J., Fearnhead, P., and Roberts, G. (2019a). The Zig-Zag process and super-efficient sampling for Bayesian analysis of big data. *The Annals of Statistics*, 47(3):1288–1320.
- Bierkens, J., Grazi, S., Kamatani, K., and Roberts, G. (2020). The Boomerang Sampler. In III, H. D. and Singh, A., editors, *Proceedings of the 37th International Conference on Machine Learning*, volume 119 of *Proceedings of Machine Learning Research*, pages 908–918. PMLR.
- Bierkens, J., Kamatani, K., and Roberts, G. O. (2022). High-dimensional scaling limits of piecewise deterministic sampling algorithms. *The Annals of Applied Probability*, 32(5):3361 – 3407.
- Bierkens, J., Roberts, G. O., and Zitt, P.-A. (2019b). Ergodicity of the ZigZag process. *The Annals of Applied Probability*, 29(4):2266 – 2301.
- Biswas, N., Bhattacharya, A., Jacob, P. E., and Johndrow, J. E. (2020). Coupled Markov chain Monte Carlo for high-dimensional regression with half-t priors. *arXiv preprint ArXiv:2012.04798*.
- Biswas, N., Bhattacharya, A., Jacob, P. E., and Johndrow, J. E. (2022). Coupling-based Convergence Assessment of some Gibbs Samplers for High-Dimensional Bayesian Regression with Shrinkage Priors. *Journal of the Royal Statistical Society Series B: Statistical Methodology*, 84(3):973–996.
- Bou-Rabee, N., Eberle, A., and Zimmer, R. (2020). Coupling and convergence for Hamiltonian Monte Carlo. *The Annals of Applied Probability*, 30(3):1209–1250.
- Bouchard-Côté, A., Vollmer, S. J., and Doucet, A. (2018). The bouncy particle sampler: A non-reversible rejection-free Markov chain Monte Carlo method. *Journal of the American Statistical Association*, 113(522):855–867.
- Chen, F., Lovász, L., and Pak, I. (1999). Lifting Markov chains to speed up mixing. In *Proceedings of the thirty-first annual ACM symposium on Theory of computing*, pages 275–281.
- Corbella, A., Spencer, S. E., and Roberts, G. O. (2022). Automatic Zig-Zag sampling in practice. *Statistics and Computing*, 32(6):107.
- Corenflos, A. and Särkkä, S. (2022). The coupled rejection sampler. *arXiv preprint ArXiv:2201.09585*.
- Dau, H.-D. and Chopin, N. (2023). On the complexity of backward smoothing algorithms. *arXiv preprint arXiv:2207.00976 v2*.

- Davis, M. H. (1984). Piecewise-deterministic Markov processes: A general class of non-diffusion stochastic models. *Journal of the Royal Statistical Society: Series B (Methodological)*, 46(3):353–376.
- Deligiannidis, G., Bouchard-Cote, A., and Doucet, A. (2019). Exponential ergodicity of the bouncy particle sampler. *Annals of Statistics*, 47(3).
- Deligiannidis, G., Paulin, D., Bouchard-Côté, A., and Doucet, A. (2021). Randomized Hamiltonian Monte Carlo as scaling limit of the bouncy particle sampler and dimension-free convergence rates. *The Annals of Applied Probability*, 31(6):2612 – 2662.
- Devroye, L., Mehrabian, A., and Reddad, T. (2022). The total variation distance between high-dimensional Gaussians with the same mean. *arXiv preprint ArXiv:1810.08693*.
- Diaconis, P., Holmes, S., and Neal, R. M. (2000). Analysis of a nonreversible Markov chain sampler. *The Annals of Applied Probability*, 10(3):726 – 752.
- Dobson, P. and Bierkens, J. (2022). Infinite dimensional piecewise deterministic Markov processes. *arXiv preprint ArXiv:2205.11452*.
- Douc, R., Moulines, E., Priouret, P., and Soulier, P. (2018). *Markov Chains*. Springer International Publishing.
- Duane, S., Kennedy, A. D., Pendleton, B. J., and Roweth, D. (1987). Hybrid Monte Carlo. *Physics Letters B*, 195(2):216–222.
- Durmus, A., Guillin, A., and Monmarché, P. (2020). Geometric ergodicity of the bouncy particle sampler. *The Annals of Applied Probability*, 30(5):2069–2098.
- Durmus, A., Guillin, A., and Monmarché, P. (2021). Piecewise deterministic Markov processes and their invariant measures. *Annales de l’Institut Henri Poincaré, Probabilités et Statistiques*, 57(3):1442 – 1475.
- Fearnhead, P., Bierkens, J., Pollock, M., and Roberts, G. O. (2018). Piecewise deterministic Markov processes for continuous-time Monte Carlo. *Statistical Science*, 33(3):386–412.
- Gal, S., Rubinstein, R., and Ziv, A. (1984). On the optimality and efficiency of common random numbers. *Mathematics and computers in simulation*, 26(6):502–512.
- Geman, S. and Geman, D. (1984). Stochastic relaxation, Gibbs distributions, and the Bayesian restoration of images. *IEEE Transactions on pattern analysis and machine intelligence*, PAMI-6(6):721–741.
- Giles, M. B. (2015). Multilevel Monte Carlo methods. *Acta Numerica*, 24:259–328.
- Glynn, P. W. and Rhee, C.-H. (2014). Exact estimation for Markov chain equilibrium expectations. *Journal of Applied Probability*, 51(A):377–389.
- Goodman, J. B. and Lin, K. K. (2009). Coupling control variates for Markov chain Monte Carlo. *Journal of Computational Physics*, 228(19):7127–7136.
- Hammersley, J. and Morton, K. (1956). A new Monte Carlo technique: antithetic variates. *Mathematical proceedings of the Cambridge philosophical society*, 52(3):449–475.
- Hastings, W. K. (1970). Monte Carlo sampling methods using Markov chains and their applications. *Biometrika*, 57(1):97–109.
- Heng, J. and Jacob, P. E. (2019). Unbiased Hamiltonian Monte Carlo with couplings. *Biometrika*, 106(2):287–302.
- Huber, M. L. (2016). *Perfect simulation*, volume 148. CRC Press.

- Jacob, P. E., Lindsten, F., and Schön, T. B. (2020a). Smoothing with couplings of conditional particle filters. *Journal of the American Statistical Association*, 115(530):721–729.
- Jacob, P. E., O’Leary, J., and Atchadé, Y. F. (2020b). Unbiased Markov chain Monte Carlo methods with couplings. *Journal of the Royal Statistical Society: Series B (Statistical Methodology)*, 82(3):543–600.
- Lindvall, T. (2002). *Lectures on the Coupling Method*. Dover.
- Metropolis, N., Rosenbluth, A. W., Rosenbluth, M. N., Teller, A. H., and Teller, E. (1953). Equation of state calculations by fast computing machines. *The journal of chemical physics*, 21(6):1087–1092.
- Middleton, L., Deligiannidis, G., Doucet, A., and Jacob, P. E. (2020). Unbiased Markov chain Monte Carlo for intractable target distributions. *Electronic Journal of Statistics*, 14:2842–2891.
- Nguyen, T. D., Trippe, B. L., and Broderick, T. (2022). Many processors, little time: MCMC for partitions via optimal transport couplings. In *International Conference on Artificial Intelligence and Statistics*, pages 3483–3514. PMLR.
- Pagani, F., Chevallier, A., Power, S., House, T., and Cotter, S. (2022). NuZZ: numerical Zig-Zag sampling for general models. *arXiv preprint ArXiv:2003.03636 v2*.
- Peters, E. F. and de With, G. (2012). Rejection-free Monte Carlo sampling for general potentials. *Physical review. E, Statistical, nonlinear, and soft matter physics*, 85(2 Pt 2):026703.
- Propp, J. G. and Wilson, D. B. (1996). Exact sampling with coupled Markov chains and applications to statistical mechanics. *Random Structures & Algorithms*, 9(1-2):223–252.
- Rhee, C.-H. and Glynn, P. W. (2015). Unbiased estimation with square root convergence for SDE models. *Operations Research*, 63(5):1026–1043.
- Robert, C. P. and Casella, G. (2004). *Monte Carlo statistical methods*, volume 2. Springer.
- Roberts, G. O. and Rosenthal, J. S. (2001). Optimal scaling for various Metropolis-Hastings algorithms. *Statistical Science*, 16(4):351 – 367.
- Sutton, M. and Fearnhead, P. (2023). Concave-convex PDMP-based sampling. *Journal of Computational and Graphical Statistics*, 0(0):1–11.
- Thorisson, H. (2000). *Coupling, Stationarity, and Regeneration*. Springer-Verlag.
- Villani, C. (2009). *Optimal transport: old and new*, volume 338. Springer.
- Wang, G., O’Leary, J., and Jacob, P. (2021). Maximal couplings of the metropolis-hastings algorithm. In Banerjee, A. and Fukumizu, K., editors, *Proceedings of The 24th International Conference on Artificial Intelligence and Statistics*, volume 130 of *Proceedings of Machine Learning Research*, pages 1225–1233. PMLR.
- Wu, C. and Robert, C. P. (2019). The Coordinate Sampler: A Non-Reversible Gibbs-like MCMC Sampler. *Statistics and Computing*, 30:721–730.

## A Tuning and coupled MCMC

In this section, we extend our discussion of the problems encountered when combining coupling with MCMC algorithms requiring tuning. We present a few possible alternatives and highlight their drawbacks and shortcomings.

Throughout this section, we consider given a tuning rule for a kernel  $K_k(dx_{k+1} | x_k)$  whereby we mean that  $K_{k+1}$  is a function of  $K_k$ , the full history  $x_{0:k}$ , and the resulting sample  $x_{k+1}$ . For instance, suppose that  $K_k$  is an MRTH kernel with a random-walk proposal  $q_k(x_{k+1} | x_k) = \mathcal{N}(x_{k+1}; x_k, \lambda_k I)$ , for which we want to tune  $\lambda_k$  to achieve an average acceptance rate of 0.234 as in [Roberts and Rosenthal \(2001\)](#), we can compute the running empirical average acceptance rate and decrease  $\lambda_k$  if it is found to be too low, or increase it if it is found to be too high.

Such tuning is done for a number of steps  $A > 0$ , which is pre-set and chosen by the user, after which the kernel  $K$  is fixed to be  $K_A$ .

### A.1 Independent tuning of coupled chains

The first natural idea for coupling tuned kernels is to run the adaptation independently using the same rule, preserving the property of identical marginal distributions for the two chain states  $x_k$  and  $y_k$ . However, doing so results in kernels  $K^x$  and  $K^y$  which likely do not verify  $\|K^x(\cdot | z) - K^y(\cdot | z)\|_{\text{TV}} = 0$  for all  $z$ , so that, when the two chains meet, i.e., for  $k$  with  $x_k = y_k$ , the probability of them separating is non-null. To say otherwise, this procedure does not guarantee that the coupling is faithful, voiding the method of [Jacob et al. \(2020b\)](#).

### A.2 Tuning then coupling

Another solution is to tune the algorithm using a single chain: we obtain a tuned kernel  $K$ , and can then apply the method of [Jacob et al. \(2020b\)](#). This is well-defined and theoretically grounded. However, it presents a number of disadvantages and questions:

1. Upfront cost: the tuning needs to be done ahead of time and can't be parallelised, which reduces the interest of the method,
2. Additional burn-in period: when the tuning procedure is over, we can typically start accumulating statistics from our chain, with no further burn-in. It is however not clear that this is the right thing to do when using [Jacob et al. \(2020b\)](#), given that the coupling may not happen immediately but later on, which contradicts the desire of choosing a burn-in period commensurate to the median coupling time.
3. Choice of the initial distribution: once the kernel has been fixed, we still need to pick where the two coupled chains need to start. We may start from our initial distribution for  $x_0$  again, thereby undoing progress, start both from  $x_A$  immediately, reducing potential exploration, or run a few "decoupling steps" and obtain  $x_{A+C} \sim K^C(\cdot | x_A)$ ,  $y_{A+C} \sim K^C(\cdot | x_A)$ , approximately independent (provided that  $C$  is large enough).

## B On-and-off Coordinate sampler

In this section, we discuss the theoretical properties of our I/O-CS modification of the algorithm of [Wu and Robert \(2019\)](#). We follow their proofs.

**Lemma B.1.** *The I/O-CS is  $\pi$ -invariant.*

The proof follows the same steps as in [Wu and Robert \(2019\)](#) with very little change besides taking into consideration the case when the velocity is fully switched off.

*Proof.* The generator of the I/O-CS is given (onto its domain) by

$$\mathcal{L}f(x, v) = \langle \nabla_x f, v \rangle + \lambda(x, v) \sum_{i=0}^{2d} \frac{\lambda(x, -v_i)}{\lambda(x)} f(x, v_i) - \lambda(x, v) f(x, v) \quad (25)$$

where  $v_0 = 0$ ,  $v_i = e_i$ ,  $i = 1, \dots, d$ ,  $v_i = -e_i$ ,  $i = d + 1, \dots, 2d$ , and  $\lambda(x) = \sum_{i=0}^{2d} \lambda(x, v_i)$ .

For any  $f$  in the domain of  $\mathcal{L}$ , we have

$$\begin{aligned} & \int_x \int_v \mathcal{L}f(x, v) \pi(x, v) dv dx \\ &= \frac{1}{2d+1} \sum_{i=0}^{2d} \int_x \mathcal{L}f(x, v_i) \pi(x) dx \\ &= \frac{1}{2d+1} \sum_{i=0}^{2d} \int_x \left[ \langle \nabla_x f, v_i \rangle + \lambda(x, v_i) \sum_{j=0}^{2d} \frac{\lambda(x, -v_j)}{\lambda(x)} f(x, v_j) - \lambda(x, v_i) f(x, v_i) \right] \pi(x) dx \\ &= \frac{1}{2d+1} \sum_{i=0}^{2d} \int_x \langle \nabla_x f, v_i \rangle \pi(x) dx + \frac{1}{2d+1} \sum_{i=0}^{2d} \sum_{j=0}^{2d} \int_x \lambda(x, v_i) \frac{\lambda(x, -v_j)}{\lambda(x)} f(x, v_j) \pi(x) dx \\ &\quad - \frac{1}{2d+1} \sum_{i=0}^{2d} \int_x \lambda(x, v_i) f(x, v_i) \pi(x) dx \\ &= \frac{1}{2d+1} \sum_{i=0}^{2d} \int_x \langle -\nabla_x U, v_i \rangle f(x, v_i) \pi(x) dx + \frac{1}{2d+1} \sum_{j=0}^{2d} \int_x \lambda(x, -v_j) f(x, v_j) \pi(x) dx \\ &\quad - \frac{1}{2d+1} \sum_{i=0}^{2d} \int_x \lambda(x, v_i) f(x, v_i) \pi(x) dx \\ &= 0 \end{aligned}$$

where the last equality follows from noticing that  $\langle -\nabla_x U, v_i \rangle + \lambda(x, v_i) + \lambda(x, -v_i) = 0$  for all  $x$  and  $i$ .  $\square$

**Lemma B.2.** *The I/O-CS is  $\pi$ -ergodic as soon as the potential function  $U$  is continuously differentiable, and all compact set is petite.*

Again, this directly mirrors Theorem 3 in [Wu and Robert \(2019\)](#). Following the proof steps is however more tedious and lengthy than proving the invariance only. However, a careful reading of the proof of Lemma 2 in [Wu and Robert \(2019, Supplementary material\)](#) will highlight that the only change consists in, using their notation for a moment, the value of the quantity ([Wu and Robert, 2019, Supplementary material, page 4](#))

$$\mathbb{P}(\{V_k = v_k^*, k = 1, \dots, d+1\}) \quad (26)$$

which in our case is equal to  $\left(\frac{\lambda_{\text{ref}}}{(2d+1)\lambda_{\text{ref}}+2dK}\right)^{d+1}$  rather than  $\left(\frac{\lambda_{\text{ref}}}{2d(\lambda_{\text{ref}}+K)}\right)^{d+1}$  (note the typo in their proof), only making the value the constant in their lemma slightly smaller, albeit still positive.

## C Tractable couplings

In this section, we review the description of tractable maximal couplings, in the sense that we can sample from these in closed form. Given two distributions with densities  $p, q$ , we have the following [Douc et al. \(2018, Theorem 19.1.6\)](#).

**Theorem C.1** (Maximal coupling representation.). *Let  $\xi, \xi'$  be two probability distributions, and define*

$$\alpha := \int \min(\xi, \xi')(dx) = 1 - \|\xi - \xi'\|_{\text{TV}}, \quad (27)$$

$$\nu = \frac{\xi - \min(\xi, \xi')}{1 - \alpha}, \quad \text{and } \nu' = \frac{\xi' - \min(\xi, \xi')}{1 - \alpha}. \quad (28)$$

*Then a coupling  $\gamma$  of  $\xi, \xi'$  is maximal if and only if there exists an (arbitrary) coupling  $\beta$  of  $\nu, \nu'$  such that*

$$\gamma = (1 - \alpha)\beta(dx, dy) + \alpha \frac{\min(\xi, \xi')}{\alpha}(dx)\delta_x(dy). \quad (29)$$

Otherwise said, a coupling is maximal if it is an optimal mixture between  $\frac{\min(\xi, \xi')}{\alpha}$  and a coupling on the marginal residuals. This means that, for a choice of  $\beta$ , if we know how to compute  $\alpha$  and how to sample from  $\min(\xi, \xi')/\alpha$  as well as  $\beta$ , then we can sample from a maximal coupling of  $\xi$  and  $\xi'$ .

## C.1 Coupling shifted exponential distributions

For example, when  $\xi$  and  $\xi'$  are shifted exponential distributions with the same rate, i.e., when  $\Xi$  and  $\Xi'$  are the corresponding random variables verifying

$$\Xi - \mu \sim \text{Exp}(\lambda), \quad \Xi' - \mu' \sim \text{Exp}(\lambda), \quad (30)$$

we can compute all the necessary terms explicitly. In this case, and without loss of generality assuming  $\mu' = 0$  and  $\mu > 0$ , we have

$$\min(\xi, \xi')(x) = \mathbb{1}_{[\mu, \infty)}(x) \exp(-\lambda x)/\lambda, \quad \alpha = \exp(-\lambda\mu), \quad (31)$$

so that  $\min(\xi, \xi')(x)/\alpha$  has an inverse cumulative density function defined by

$$u \mapsto \mu - \frac{\log u}{\lambda}, \quad (32)$$

and the residuals  $\nu$  and  $\nu'$  have one two, i.e.

$$v \mapsto -\frac{\phi(v)}{\lambda} \quad \text{and } w \mapsto -\frac{\psi(w)}{\lambda}, \quad (33)$$

for  $\phi(v) := \log(\alpha(1 - v))$   $\psi(w) := \log(1 - (1 - \alpha)w)$ , respectively. A more general version of this, for exponentials with different rates, can be found in [Corenfos and Särkkä \(2022, Supplementary G\)](#).

Coupling the two shifted exponentials then corresponds to a choice of coupling for (33), for instance independent, common random number, or antithetic couplings are possible. These respectively correspond to using  $v, w \sim \mathcal{U}([0, 1])$ , independent,  $v = w \sim \mathcal{U}([0, 1])$ , or  $1 - v = w \sim \mathcal{U}([0, 1])$  in (33) to simulate from  $\beta$ .

In Section C.2, we describe the impact of these choices on the resulting behaviour of two  $\Delta$ -coupled Poisson processes.

## C.2 Illustration

An equivalent formulation of the coupling of Section C.1 consists in coupling two standard exponentials distributions with the same rate  $\lambda$ , but trying to maximise  $\mathbb{P}(\Xi' + \mu - \Xi = 0)$  for a given shift variable  $\mu > 0$ . This is more in line with our definition of the  $\Delta$ -coupling, and we take this perspective here. In order to understand the different qualitative behaviours of the residual couplings, we consider the following example:  $\lambda = 5$  and  $\mu = 0.5$ . The different choices (independent, common random number, and antithetic) for the residual coupling are illustrated in Figure 3. As can be seen in the illustration,

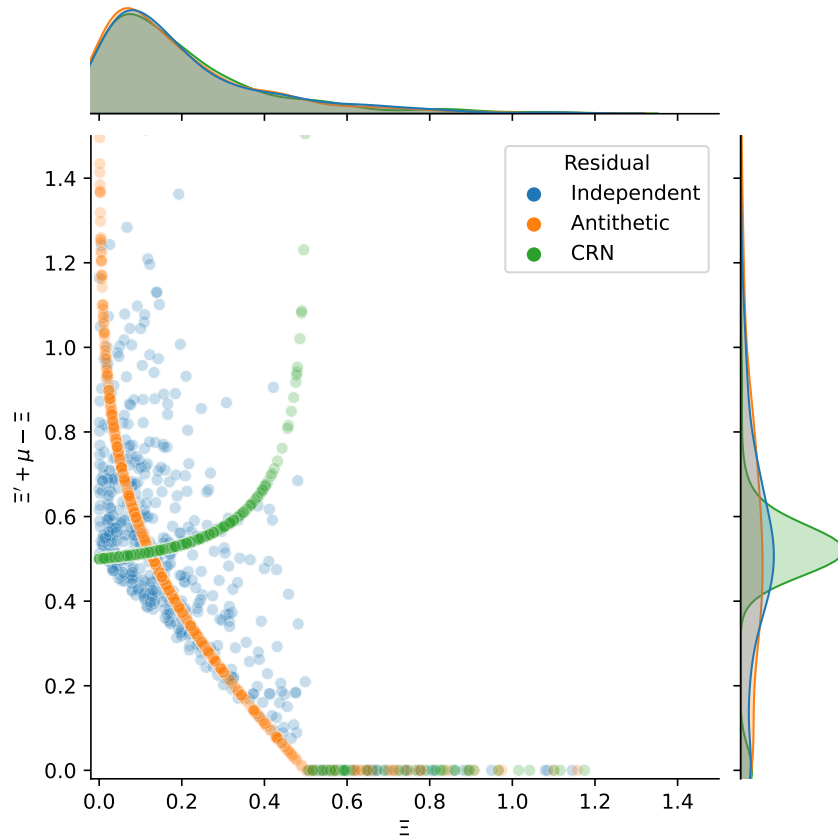


Figure 3: Scatter plot of the coupling for  $\Xi' + \mu - \Xi$  and  $\Xi$  for different choices of  $\beta$  in Theorem C.1. The three different choices of residual coupling have the same behaviour “when the marginals are coupled”, i.e., right of 0.5 on the x-axis, but result in staunchly different behaviours otherwise.

when using common random numbers for the residuals,  $\Xi' + \mu - \Xi$  will either be 0 (when coupling happens) or greater than 0.5. In practical terms, this means that Poisson processes coupled using these will not exhibit “contractive” behaviour in a geometric sense, and the time distance between the two processes will only ever decrease if coupling happens at all. On the other hand, using antithetic or independent couplings for the residuals results in “smoother” transitions between the coupled and uncoupled regimes, resulting in processes that will contract in time, particularly so for the antithetic coupling. This behaviour is similar to the Gaussian case, where reflected residuals in Algorithm 6 are preferable to independent or common random number ones and is the reason why we implement antithetic residual couplings of exponential distributions whenever possible.

## D Proofs

First, we remark that it is sufficient to establish a similar property for the coupling of the two discretized Markov chains  $\theta_k^i := Z_{k\Delta}^i$ ,  $i = 1, 2$ , and their coupling time  $\tau := \lceil \kappa/\Delta \rceil$ . Indeed, assume that  $\mathbb{P}(\tau > k) \leq a \exp(-bk)$ , then

$$\mathbb{P}(\kappa > t) \leq \mathbb{P}(\kappa > \Delta \lfloor t/\Delta \rfloor) \leq a \exp\{-b\Delta(t/\Delta - 1)\} \leq a' \exp(-bt)$$



with  $a' = a \exp(b\Delta)$ . From now on, we let  $M = P_\Delta$  (the Markov kernel associated with these Markov chains), and  $\bar{M}$  their coupling kernel (the distribution of  $(\theta_k^1, \theta_k^2)$  given  $(\theta_{k-1}^1, \theta_{k-1}^2)$ ).

Second, this property for coupling of discrete Markov chains is shown to hold in Proposition 4 (called Proposition 3.4 in the supplement) of [Jacob et al. \(2020b\)](#), under the following assumptions:

1. Kernel  $M$  is  $\tilde{\pi}$ -invariant,  $\varphi$ -irreducible and aperiodic.
2. There exists a measurable function  $V : \mathcal{Z} \rightarrow [1, +\infty)$ , such that

$$MV(x) \leq \lambda V(x) + b \mathbf{1}_C(x) \quad (34)$$

where  $\lambda \in (0, 1)$ ,  $b > 0$ ,  $MV(x) := \int M(x, dy)V(y)$ , and  $C$  is a small set of the form  $C = \{z : V(z) \leq L\}$  with  $L$  large enough so that  $\lambda + b/(1 + L) < 1$ .

3. There exists  $\varepsilon \in (0, 1)$  such that

$$\inf_{z, z' \in C} \bar{M}((z, z'), \mathcal{D}) \geq \varepsilon$$

where  $\mathcal{D} = \{(z, z') \in \mathcal{Z}^2 : z' = z\}$  is the “diagonal” of  $\mathcal{Z}^2$ .

Regarding point 1, the  $\tilde{\pi}$ -invariance of  $P_t$  (and therefore  $M$ ) was established by [Durmus et al. \(2021\)](#). The BPS is also  $\varphi$ -irreducible and aperiodic as soon as  $\lambda_{\text{ref}}$  is positive ([Bouchard-Côté et al., 2018](#), Theorem 1).

Regarding point 2, Corollary 9 in [Durmus et al. \(2020\)](#) implies that (under appropriate conditions, see comments below) the semigroup  $P_t$  of the BPS is such that

$$P_t V(z) \leq V(z)e^{-A_1 t} + A_2(1 - e^{-A_1 t}) \quad (35)$$

for certain constants  $A_1, A_2$ , and a certain drift function  $V$  (see below again). Since  $L$  may be taken arbitrarily large, take it so that  $L \geq 2A_2$ . Then, taking  $C = \{z : V(z) \leq L\}$ , we have that, for  $z \notin C$ ,  $V(z) > L$ , and (35) implies that  $P_t V(z)$

$$P_t V(z) \leq \lambda_t V(z), \quad \text{with } \lambda_t := e^{-A_1 t} + (1 - e^{-A_1 t})/2 < 1,$$

and for  $z \in C$ , we simply have

$$P_t V(z) \leq \lambda_t V(z) + A_2$$

so (34) holds if we take  $t = \Delta$ ,  $b = A_2$ , and  $\lambda = \lambda_t$ .

Note that the drift function  $V$  proposed in [Durmus et al. \(2020\)](#) (their Eq. 22) is fairly complicated, because it is designed to cover simultaneously alternative sets of assumptions (A1, A2 and either A3, A4, A5, A6 or A7 in their paper). If we focus on the case where the distribution for refreshing velocities is Gaussian (as described in Algorithm 3), and therefore unbounded, we may focus on Assumptions A1, A2 and A7, and this drift function may be simplified to  $V(z) = \exp(U^c(x)) + \exp(\eta \|v\|^2)$  for a small  $\eta > 0$ , with  $z = (x, v)$ . What is left to establish then is that  $C = \{z : V(z) \leq L\}$  is indeed a small set. Lemma 10 in [Durmus et al. \(2020\)](#) states that any compact set  $\mathcal{K} \subset \mathcal{Z}$  is small for the BPS; in particular,  $C = \{z : V(z) \leq L\}$  is small, since we assume that  $U$  is a continuous function which diverges at infinity.

Regarding point 3, Lemma 14 in [Durmus et al. \(2020\)](#) shows that (under the same assumptions), for a given compact set  $\mathcal{K} \subset \mathcal{Z}$ , there exists  $\alpha > 0$ , and  $t_0 > 0$  such that, for all  $t \geq t_0$

$$\|P_t(z, \cdot) - P_t(z', \cdot)\|_{\text{TV}} \leq 2(1 - \alpha).$$

This result is obtained by designing the same coupling construction that we use (in fact, because we time-synchronise bouncing events too, our coupling probability can only be greater than theirs), and establishing that, under this coupling:

$$\bar{P}_t((z, z'), \mathcal{D}) \geq \alpha, \quad \forall z, z' \in \mathcal{K}.$$

We can conclude by remarking again that a compact set is a small set for the BPS (Lemma 10 in [Durmus et al. \(2020\)](#), Lemma 2 in [Deligiannidis et al. \(2019\)](#)), and that the specific small set we consider,  $C = \{z : V(z) \leq L\}$  is compact. Then, we can take  $t = \Delta$ , large enough so that  $\Delta \geq t_0 = \Delta'$ .