

Sustainable Radio Frequency Wireless Energy Transfer for Massive Internet of Things

Osmel Martínez Rosabal, Onel L. Alcaraz López, Hirley Alves, Matti Latva-aho

Abstract—Reliable energy supply remains a crucial challenge in the Internet of Things (IoT). Although relying on batteries is cost-effective for a few devices, it is neither a scalable nor a sustainable charging solution as the network grows massive. Besides, current energy-saving technologies alone cannot cope, for instance, with the vision of zero-energy devices and the deploy-and-forget paradigm which can unlock a myriad of new use cases. In this context, sustainable radio frequency wireless energy transfer emerges as an attractive solution for efficiently charging the next generation of ultra low power IoT devices. Herein, we highlight that sustainable charging is broader than conventional green charging, as it focuses on balancing economy prosperity and social equity in addition to environmental health. Moreover, we overview the key enablers for realizing this vision and associated challenges. We discuss the economic implications of powering energy transmitters with ambient energy sources, and reveal insights on their optimal deployment. We highlight relevant research challenges and candidate solutions.

Index Terms—energy harvesting, green energy, massive IoT, radio frequency wireless energy transfer, sustainable charging.

I. INTRODUCTION

The Internet of Things (IoT) revolution calls for the synergy among environmental health, economic vitality, and social advances of current and future communication networks to promote sustainability [1]. Currently, millions of IoT devices take care of our well-being, monitor environmental pollution, track assets, and help manage natural resources. As the popularity of IoT applications grows, maintaining an uninterrupted operation of a massive number of battery-powered devices becomes challenging. In fact, due to a small form factor, most IoT devices can only carry a tiny battery whose effective lifetime does not match that of the device’s electronics [2]. This means that battery replacements can

grow faster than the number of connected devices, thus, increasing business operational costs and environmental pollution if the electronic waste is not disposed of correctly. Moreover, the maintenance of IoT devices that operate in remote areas, embedded in civil infrastructure, or medical implants, represents a risky, and possibly costly, operation. That is why companies consider the battery lifetime critical when estimating the maintenance costs of the network infrastructure [2].

Two main research directions to enable (and support the perpetual autonomy of) sustainable IoT networks from the communication perspective are: energy-saving mechanisms and energy repletion [3]. Energy-saving mechanisms aim at minimizing the energy needed for completing tasks such as sensing, processing, and communication without significantly degrading the system performance. On the other hand, energy repletion comprises energy harvesting (EH) techniques for recharging the batteries by exploiting ambient or dedicated energy sources, also known as power beacons (PBs).

This work focuses on sustainable radio frequency (RF) wireless energy transfer (WET), hereinafter referred to as WET. It is worth noticing that previous research and development directions within the scope of WET have focused on specific performance optimizations. This has been done, for instance, by deploying multiple PBs, using efficient energy beamforming strategies, and enhancing the design of RF-EH receivers [4]–[6]. Moreover, some works have proposed using moving/flying PBs—a strategy latter referred to as nomadic WET—to dynamically shorten the charging distance [7]–[9]. In [10], the authors discuss additional enhancements in WET-enabled networks such as deploying radio stripes, rotor-equipped PBs, intelligent reflective surfaces aided WET, and ultra-low power receivers implementation. Furthermore, the integration of renewable sources into WET-enabled networks has been also proposed in the literature either to support the

The authors are with the Centre of wireless Communications (CWC), University of Oulu, Finland. {osmel.martinezrosabal, onel.alcarazlopez, hirley.alves, matti.latva-aho}@oulu.fi

This research has been financially supported by the Academy of Finland (Grant 346208 (6G Flagship) and Grant 348515).

operation of the PBs [10]–[15] or to aid the WET service for reducing PBs’ energy consumption [16]. Finally, recent works, such as [17], have identified security threats that can result in energy outages in WET-enabled networks and for that have proposed blockchain-based solutions.

All in all, the aforementioned works have only focused on greening the operation phase of WET. However, social and economic aspects and thorough environmental impact assessments have not been jointly discussed. Indeed, a comprehensive evaluation of the environmental consequences of WET requires an accurate life cycle assessment of the technology. Notice that such a study would encompass all the stages in a product’s lifetime, including the extraction and processing of raw materials, manufacturing and distribution, operation, and ultimately, the recycling or final disposal of the constituent materials [18]. From such a study, one can derive the carbon footprint of a product that can be used to label the product itself, devise better carbon trading strategies, and promote manufacturing processes with lower carbon footprint [19].

As illustrated in Fig 1, herein we define sustainable WET as the synergy among economic prosperity, social equity, and environmental health to cope with current and future sustainable IoT quality-of-service (QoS) charging goals, including minimum wastage of resources. Sustainable WET strategies are fundamental for enabling new use cases such as zero-energy devices, extreme edge devices, and massive network deployments [4], [20]; thus, promoting new business opportunities. It also promotes technological innovation at both sides of the WET link to efficiently use renewable sources during the product’s lifecycle. Besides maximizing the end-to-end conversion efficiency, sustainable WET also considers how to: i) efficiently power the PBs with eco-friendly energy sources, ii) secure the energy transactions (e.g., PB-to-PB and PB-to-IoT devices), iii) enable a flexible deployment of the PBs, iv) minimize the overall expenses of WET-enabled networks, and v) provide a ubiquitous charging service with minimum RF pollution. This implies a full disconnection of WET from the fuel-based grid and the adoption of low-complexity, safe, and energy-efficient charging strategies, while avoiding security breaches that compromise the potentially limited energy budget. Besides, sustainable WET demands a proper design of the RF-EH circuitry as it also

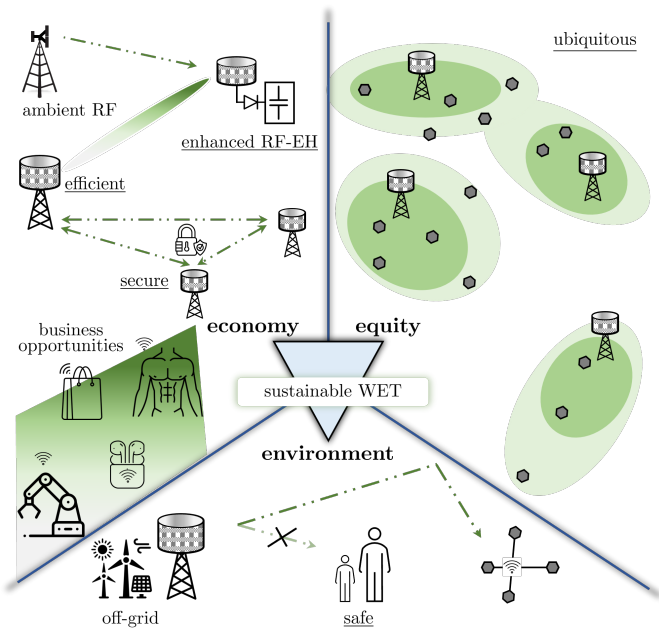


Fig. 1. Towards realizing sustainable WET.

determines the overall conversion efficiency and reliability of the system.

This article discusses challenges for enabling sustainable WET and possible solutions. Our contributions are fourth-fold: i) we define and discuss sustainable WET as a novel paradigm for supporting IoT scalability, ii) we illustrate how sustainable WET reduces overall costs compared to traditional WET and battery-powered IoT deployments, iii) we discuss the impact of ambient energy sources on the optimal deployment of a green wireless charging network, and iv) we identify challenges and research directions towards realizing our vision. Table I summarizes the main differences between our proposal and the discussed state-of-the-art.

II. DISCONNECTING WET FROM THE GRID

Commonly, PBs rely on the grid as the primary energy source for powering IoT deployments [2], [17]. Since the energy in the power grid usually comes from burning fossil fuels, the resulting WET is not green by default. Besides, having the PBs anchored to fixed positions limits their deployment and mobility. On the other hand, battery-powered PBs are not sustainable if batteries must be manually charged/replaced frequently, which may turn them into unreliable/limited energy sources for the IoT devices.

The full disconnection of WET from the fuel-based grid not only has a positive impact on the

TABLE I
RELATED WORKS AND PROJECTION INTO THE SUSTAINABILITY DIMENSIONS

Ref.	Scope	Enablers	Sustainability dimension		
			economy	equity	environment
[4]	Efficient WET	PBs' deployment, efficient beamforming, enhanced RF-EH designs		X	X
[10]	Massive WET	PBs' (devices') architecture & deployment, programmable medium, resource scheduling, distributed ledger technology		X	X
[17]	Security	Blockchain, contract theory, lightweight consensus protocol	X		
[11]	Green IoT	Ambient EH, WET, wired energy trading			X
[12]	Green WET	Ambient EH, green PBs deployment		X	X
[13]	Green WET	Green PBs deployment, millimeter wave communications			X
[16]	Efficient WET	Concurrent ambient EH and WET to charge IoT devices	X		
[14]	Green WET	Green PBs deployment, dynamic PBs-to-IoT devices association		X	X
[5]	Efficient WET	Directional antennas, dynamic PBs-to-IoT devices association	X		
[7]	Efficient WET	Trajectory planning of mobile PB	X	X	
[8]	Efficient WET	Trajectory planning of mobile PB, directional antennas	X	X	
[6]	Efficient WET	Optimal deployment of PBs, directional antennas	X	X	
[9]	Efficient WET	Trajectory optimization of a flying PB, intelligent reflective surface	X	X	
[15]	Green WET	Distributed green energy storage, nomadic WET	X	X	
This work	Sustainable WET	Green WET, secure energy transactions, gPBs's flexible deployment, minimize the overall expenses, ubiquitous charging with minimum RF pollution	X	X	X

environment but also encourages the use of self-sufficient PBs which can provide a ubiquitous charging service, as we discuss next.

A. Green WET

PBs have a larger form factor and better hardware/connectivity capabilities than IoT devices. This allows them to incorporate a more efficient EH circuitry that could possibly harvest from multiple ambient sources simultaneously; hence reducing the uncertainty of the total harvested energy. We will refer to the PBs powered by renewable energy sources as green-powered PBs (gPBs).

gPBs contribute to sustainable WET in the economic and environmental dimensions since the autonomous generation of electricity reduces the overall costs. To illustrate this, in Fig. 2a we compare the overall costs of WET-enabled IoT deployments, including grid-powered PBs, battery-powered PBs, gPBs, and the baseline scenario where the devices rely solely on their batteries. For this example, we deploy a PB for every 50 IoT devices. Besides, we assume that installing a grid-powered PB, a gPB, and a battery-powered PB costs \$300.00, \$320.00, and \$370.00, respectively. Unless stated otherwise, we assume that the lifetime of an IoT device's battery is five years and that maintenance accounts for 50% of the installation cost of \$20.00 per IoT device. Moreover, annual maintenance of a battery-powered PB is 30% of its initial deployment cost,

while for a gPB is 38% for full replacement of the EH system every 25 years of operation. The average energy consumption of a PB is 6 Wh, and the cost of the grid service (renewable energy) is \$0.25/kWh. For WET-enabled scenarios, we estimate the operational expenses according to the installation and maintenance costs of the PBs and the installation costs of the IoT devices. The adopted values are based on the specifications of the Powercast TX91503 PowerSpot transmitter¹ and electricity prices offered by Oomi Energia².

Note that the baseline scenario is a cost-effective solution for powering a few devices. However, as the number of devices increases, deploying grid-powered PBs, and specially gPBs, reduces the overall costs. For this example, we assume the devices' battery lifetime is fixed and matches the design expectations. Nevertheless, inaccurate hardware power profiling and battery imperfections may increase the overall costs far from expected as suggested by Fig. 2b. We have assumed in both examples that WET is feasible for powering even the most energy-demanding IoT deployment shown in Fig. 2b.

B. Ubiquitous WET

Conveniently deploying multiple PBs is critical to eliminate blind spots in the network and distribute

¹For more information please check <https://www.powercastco.com/>

²For more information please check <https://oomi.fi/>

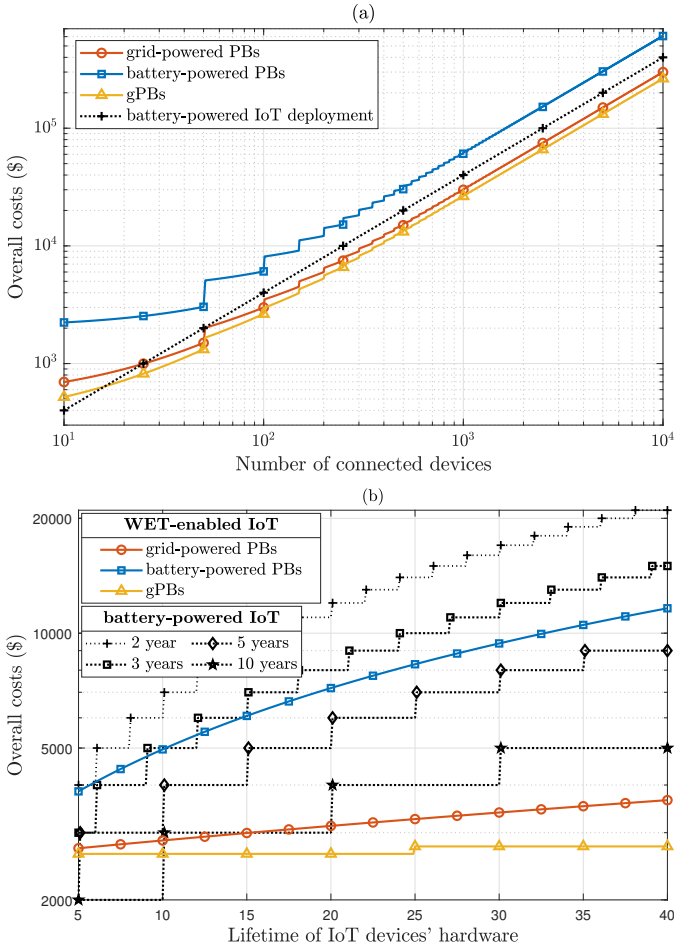


Fig. 2. Overall costs vs: (a) number of connected devices for 15 years of network operation, i.e., the expected lifetime of the IoT hardware, and (b) lifetime of IoT devices' hardware for 100 deployed devices and several battery lifetimes of the IoT devices.

the energy according to the application requirements. It can also contribute to social equity by promoting ubiquitous wireless charging and enabling new use cases.

However, the optimal deployment of gPBs brings new challenges. Traditional PBs' deployment algorithms mostly focus on maximizing devices' harvested energy/rate functions and/or minimizing the energy consumption, installation costs, and/or the RF electromagnetic field (RF-EMF) radiation of the PBs. Meanwhile, deploying gPBs adds a new degree of freedom to the corresponding optimization problems since the availability/intensity of ambient energy may influence the deployment strategies. For instance, assume we want to optimize a gPBs' deployment to maximize the received RF power of the worst IoT device of the network. Besides, consider that the gPBs' harvested energy is immediately available for use and that their maximum transmit power is 1 W. Finally, we model spatial variations

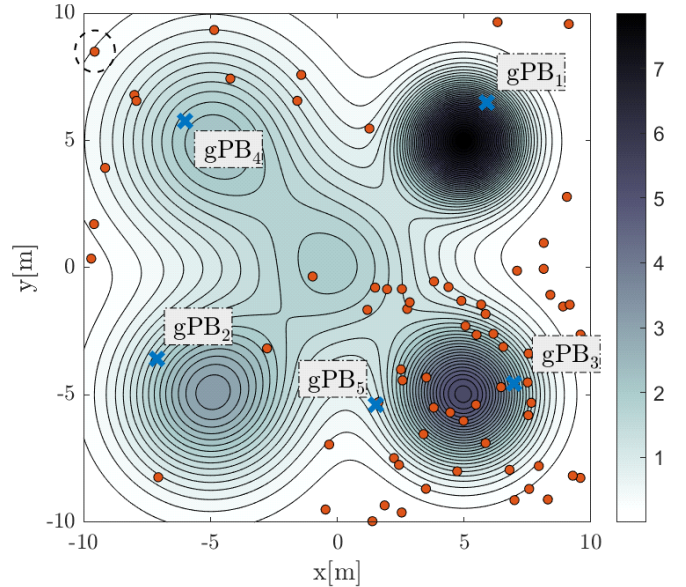


Fig. 3. gPBs' deployment (blue crosses) that maximizes the minimum average RF incident power at the IoT devices (red dots). The level lines denote the average incident power of the ambient source at each location (in W). The average incident RF power at the worst-positioned device (enclosed in the dotted-line circle) is approximately 12 mW.

of the average ambient power as a weighted sum of Gaussian functions.

Fig. 3 shows numerical results for the above scenario with channel experiencing log-distance path losses with exponent 3. Notice that the available average ambient power at each gPBs' position for the resulting optimized deployment is different, e.g., gPBs₁₋₅ receive {3.7, 1.7, 2.7, 2, 1} W, respectively. Hence, when using omnidirectional antennas, the gPBs must be close to the IoT devices and away from the locations where the incident ambient energy has maximum values. Moreover, depending on the spatial distribution of the IoT devices in the service area, some regions may necessitate deploying multiple gPBs close to each other.

For IoT applications in remote areas, and for those that require temporal communication services, deploying a network infrastructure with fixed gPBs may not be feasible. As shown in Fig. 4, nomadic WET, which uses moving [6]–[8], [17], [21] and/or flying gPBs [9], [15], can provide further flexibility to meet the service requirements under severe weather/surrounding conditions and in zones with prohibited access. In such cases, gPBs can move/fly around to power up the IoT deployments, collect measurements, and return back once the mission has been completed. Notice, though, that current regulatory frameworks for unmanned vehicles may

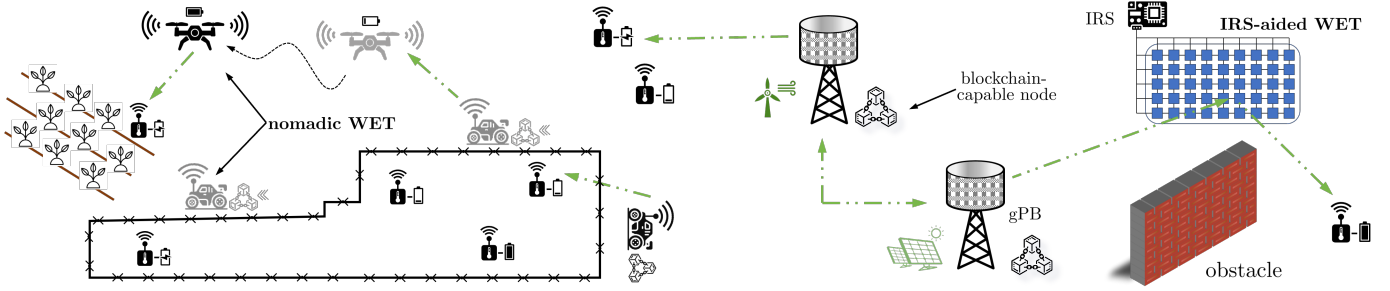


Fig. 4. Promoters of sustainable WET and some use cases.

constrain the operating parameters of such gPBs, e.g., maximum speed/altitude and minimum distance from civil infrastructure and humans.

Inevitably, under some conditions, the energy demands can far exceed the harvested energy at the gPBs, and thus compromise the WET service. In such cases, energy trading becomes an attractive solution to balance the energy available at the gPBs' network, as shown in Fig. 4. However, the major challenge of wireless energy trading among gPBs is that the end-to-end energy transfer efficiency may be significantly reduced. This is because the energy undergoes more transformations than in the case the devices are powered by their corresponding gPBs without recurring to energy trading.

Finally, the advent of reflecting intelligent surfaces (RISs) in wireless systems has brought the possibility of conveniently reconfiguring the propagation environment. RISs boost the conversion efficiency by implementing a low-power reflect beamforming that guarantees a constructive interference of the reflected energy signals at the IoT devices. This helps to extend the WET coverage and avoid obstacles, as Fig. 4 illustrates. For passive RIS, this comes at no extra energy consumption in RF chains or amplifiers, since the controller of the passive reflectors is the only active element.

III. ENHANCED RF-EH RECEIVERS

Engineering the RF-EH receivers to operate under different input signal conditions is key for boosting the reliability of devices' energy supply. In this section, we discuss some of the strategies to improve RF-EH from the receiver perspective.

A. WET meets ambient RF-EH

Modern cities are driven by a wide range of wireless technologies that can provide average ambient RF power density levels in the order of

-25 dBm/cm^2 [22]. Typically, ambient RF-EH suits ultra-low power devices as the antenna polarization mismatch, line-of-sight (LoS) conditions, data traffic, and atmospheric conditions can weaken the incident energy. Fortunately, the advent of ultra-dense networks— for which the estimated density is around 10^3 cells/km^2 [23]— will considerably reduce the propagation distance of RF signals; therefore, making RF-EH practically appealing as shown in Fig. 5. In this example, we have considered the RF-EH circuit described in [24] while illustrating the chances of not satisfying a harvesting power of 1 mW. Moreover, we consider a 1 W transmit power for the RF transmitters while modeling their deployment as a homogeneous Poisson point process (HPPP). Besides, we consider a log-distance path loss model with exponent 2.7 and non-distance dependent loss of 40 dB, and channels subject to Rician fading with LoS factor 10. We provide more details on the performance of the multi-antenna direct current (DC) and RF combining architectures in Section III-C.

The RF-EH circuitry has the same architecture regardless of whether the RF source is dedicated or not. This allows an optimized coexistence of WET with ambient RF-EH resulting in a more reliable energy supply for the IoT devices in scenarios with high ambient power density. By enabling a dual EH mode, the IoT devices can harvest energy exclusively from ambient RF sources, and only request energy from the gPBs if needed. Conversely, ambient RF-EH can be seen as a backup or complementary energy source, if available, when WET momentarily degrades.

B. Advanced rectenna configurations

Rectennas can be designed for multiband, and extended dynamic range operation to boost the

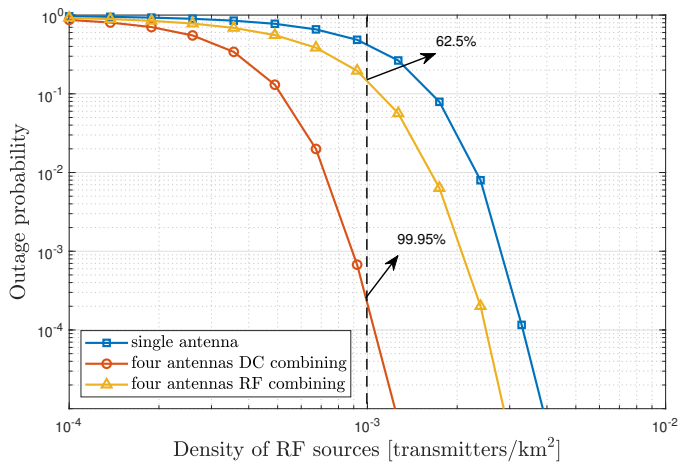


Fig. 5. Outage probability of ambient RF-EH vs density of RF sources for both single and multi-antenna RF-EH circuits considering the basic architecture described in [24]. We model the RF transmitters deployment as an HPPP in a circle of radius 10 m and consider 1 mW as the target harvesting power for the devices. For RF combining, we have adopted a Discrete Fourier Transform -based codebook beamforming approach which is exemplified in [25].

harvested energy. Multiband rectennas harvest energy at different frequency bands. In general, they provide a higher conversion efficiency and more reliable operation than their narrowband counterpart. Broadband rectennas operate over a wide frequency bandwidth and typically perform with a lower conversion efficiency than multiband rectennas. However, the nonlinearity of the rectifier and the matching network hinders maintaining a high performance over the operational bandwidth. Finally, an extended dynamic range operation requires exploiting multiple rectennas, each optimized for a different input power level. Specifically, the device splits a high input power among multiple rectennas to surpass the saturation barrier of a single rectenna or a highly sensitive rectenna(s) to harvest energy from very low input power levels.

C. Multi-antenna RF-EH receivers

To boost the harvested energy one can also rely on multi-antenna RF-EH receivers, whose performance improves as the number of antennas increases. In this case, the received signal is combined in the RF, or DC domain, or hybridly. RF combining aims to coherently combine the antennas' output signals to drive a rectifier circuit at the high-power operation regime. For this, channel state information (CSI) is needed at the IoT devices. In WET scenarios, PBs cooperation facilitates the

receive CSI acquisition process, whereas an uncoordinated training period is required in ambient RF-EH, which may be energy costly [25]. Meanwhile, DC combining adds the output of multiple rectifiers connected as one-to-one with the antenna array. Although optimal DC combining does not require CSI at the IoT devices, the fact that each rectifier operates at low input power levels makes it perform poorly with respect to RF combining, at least in WET scenarios. However, DC combining provides broader beamwidth than RF combining, allowing EH from a broader range of incident directions, as shown in Fig. 5, which is beneficial in multi-source ambient RF-EH. In this example, we have highlighted performance improvements of these architectures for the case of 10^{-3} transmitters/ km^2 with respect to the baseline single-antenna RF-EH circuit. Herein, we have neglected the power consumption for tuning the phase shifts properly in the RF combining architecture which considerably penalizes its outage probability. Finally, notice that multi-antenna EH receivers might challenge small form factor implementations, specially at regular microwave bands.

IV. LOW-COMPLEXITY, POLLUTION-AWARE, AND SECURE WET

For gPBs, secure energy transactions and low-complexity WET strategies become crucial due to the limited energy budget. Besides, safety-aware WET strategies are key to minimize the fear to wireless and the environmental RF pollution to which traditional WET-enabled networks can significantly contribute. Next, we discuss these aspects.

A. Low-complexity WET strategies

Energy beamforming (EB) techniques are beneficial for improving the end-to-end conversion efficiency without increasing the gPBs' transmit power. Unfortunately, the net benefits of EB are conditioned by the, often unaffordable, cost of estimating the instantaneous CSI at the gPBs when charging massive IoT deployments. To cope with that, data-driven approaches become appealing, as they are more resilient to imperfect CSI estimation by extracting relevant features from the acquired channel samples to adapt the EB strategies for future changes in the propagation conditions [26].

In such scenarios, one can cast the beamforming optimization problem either into a regression problem to adjust the precoding weights or a classification problem to find the best precoder from a given codebook.

Notably, the benefits of accurate CSI-based WET strategies quickly vanish, and may even reverse, as the number of EH devices increases due to the energy-demanding training process [20]. That is why alternative EB strategies have been proposed to rely on statistical CSI, received energy feedback, and devices' position information, which are easier to acquire and vary slowly.

The EB's implementation also impacts the gPB's energy consumption, hardware complexity, and therefore the overall deployment cost. In this regard, analog beamforming is the simplest architecture as it operates on a single RF chain at the cost of single beam transmissions and poor spatial flexibility. Hybrid analog-digital beamforming provides further improvements at a reasonable cost [27] by optimizing the required number of active RF chains to drive a larger number of antennas given certain QoS requirements [28]. Let us illustrate this with an example.

Fig. 6 which shows the gPB's power consumption vs the number of RF chains when using a digital beamforming architecture, i.e., the number of antennas and RF chains is equal. Herein, the problem is to minimize the gPB's transmit power required to meet certain levels of received RF power. For this example, we have adopted the model in [29] assuming a 35% efficiency for the power amplifiers and a 0.5 W power consumption per RF chain. Notice that the optimum number of RF chains increases for a larger number of deployed devices and higher requirements on the received RF power. Hence, one can design a transmit array with M antennas and M RF chains but then dynamically adjust the number of active RF chains to operate more efficiently in a hybrid mode.

Further energy/cost reductions can be achieved by utilizing low-resolution digital-to-analog converters [30] and/or replacing the phase shifters by switches [26]. Finally, recent development directions have proposed the use of lens antenna arrays [31], [32] to further reduce implementation complexity. This architecture resembles a hybrid analog-digital beamforming architecture where the analog beamforming part is replaced by a set of active antennas placed

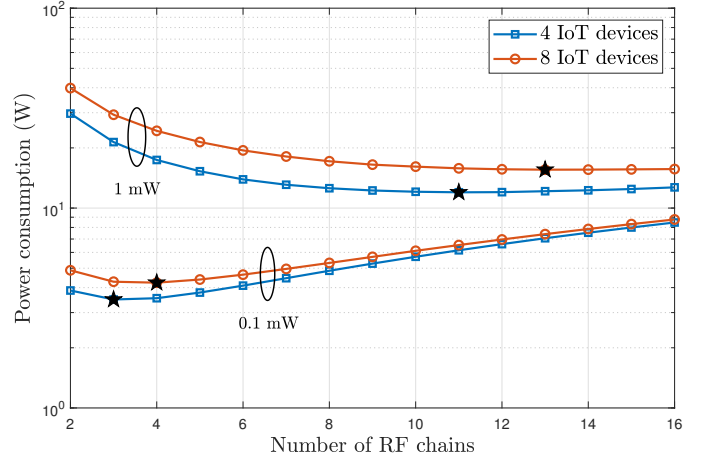


Fig. 6. PB's power consumption vs the number of active RF chains for different numbers of served IoT devices and requirements on the received RF power level. The devices are uniformly distributed in a circle of radius 10 m. We consider that the PB's power consumption depends on the power amplifier efficiency and the number of RF chains. The black stars mark the optimum number of RF chains to meet the network requirements.

strategically at the focal point of a discrete set of passive lenses.

Data-driven approaches also promise to reduce the EB implementation complexity by i) approximating a known computationally demanding algorithm and ii) help designing cheaper general-purpose circuits [33]. In the former case, the model is trained utilizing an artificial data set created by running the candidate for substitution algorithm. In the latter case, one can implement a neural network based circuit and train it during the production phase. Both applications benefit from the fact that data-driven strategies exhibit lower computational complexity in the prediction stage than model-based optimization approaches as complexity is moved from runtime to the design phase.

B. Pollution-aware WET strategies

While increasing the incident power benefits the IoT devices, it also increases the environmental RF pollution and degrades the QoS or even causes service interruptions of nearby networks using the same spectrum. Moreover, the exposure to high levels of RF-EMF radiation can potentially harm humans and other living species, e.g., stimulation of nerves and tissue heating for frequencies up to 10 MHz and above 100 kHz, respectively. The International Commission on Non-ionizing Radiation Protection [34], the Federal Communications Com-

mission [35], and the IEEE [36] dictate/recommend regulations for operation in the frequency range of 100 kHz to 300 GHz, for the general public and workers, and for different parts of the human body. These regulatory bodies provide a set of basic restrictions, e.g., specific absorption rate, specific absorption, absorbed power density, and absorbed energy density, that measure the absorption rate of electromagnetic energy by humans per unit of body mass or area. In practice, the basic restriction quantities are difficult to measure. Hence, reference levels in terms of incident power density, incident energy density, and electric/magnetic field strength, are also specified to provide an equivalent degree of protection as the basic restrictions.

However, the lack of conclusive studies about the long-term health effects of RF exposure at different frequencies encourages false speculations about the health effects of WET in humans. To address the fear to wireless, one can adapt the WET strategies (e.g., EB) accordingly by sensing the humans in the loop, e.g., using cameras, motion sensors, and sensing the change in ambient wireless signals caused by the presence of humans. Pollution-aware WET can also benefit from physically large antenna arrays to exploit near-field beamforming. In such a case, the gPB focuses the energy in a particular location as opposed to steering it toward an angular direction. Finally, RIS-assisted WET can also enable the regulation of RF-EMF levels in the surroundings by limiting the exposure to non-intended users [37].

C. Secure WET strategies

The performance of WET-enabled networks can be compromised by security attacks intended to deplete the PBs' batteries or prevent the IoT devices from being charged [38]. Recently, blockchain-capable PBs, as illustrated in Fig. 1, have been proposed for securing WET-enabled networks against energy state forgery and repudiation of energy attacks [17]. *Blockchain* is a distributed ledger technology (DLT) where each transaction record is stored in a *block*. In the context of energy transactions, each block can store the CSI, incident power, devices' positions, and initial/final battery level of the served devices. Before adding a new block to the blockchain, a subset of gPBs must verify its authenticity by running a consensus algorithm. As the IoT network scales up, consensus is run

more frequently since gPBs must handle higher volumes of energy transactions. Notice that sustainable strategies can afford neither a computational-intensive competition, e.g., proof-of-work, nor a communication-demanding message passing, e.g., proof-of-stake, to reach consensus.

V. KEY RESEARCH DIRECTIONS

In this section, we discuss key research directions towards realizing sustainable WET. Table II summarizes this discussion.

A. Robust gPBs' deployment algorithms

Adopting a misleading model for the available ambient energy ultimately degrades the attainable ambient energy of model-based gPBs' deployment optimization algorithms. Besides, with so many variables impacting the gPBs' deployment, one may resort to efficient optimization methods to circumvent the complexity of the corresponding problem. Therefore, resilient approaches that account for model imperfections, or even the lack of a model, are key in such scenarios. One can, for instance, rely on worst-case design approaches and strategies based on the statistics of the ambient energy or live measurements. Moreover, meta-heuristic algorithms also become appealing to tackle the problem complexity as they comprise a wide family of probabilistic solvers that can achieve near-optimal solutions with high computational efficiency. Alternatively, one can rely on efficient non-convex optimization techniques that exploit the structure of the corresponding gPB's deployment problem, e.g., relaxations and convex approximations, to obtain good sub-optimal solutions.

Regarding nomadic WET implementations, one can notice that the spatio-temporal channel variations may hinder the CSI estimation process. Fortunately, air-to-ground channels are LoS-dominant with limited scattering, thus one can exploit the sparsity of the channel to device low-complexity CSI estimation schemes. Nevertheless, for the general nomadic WET channel online trajectory optimization algorithms are more appealing to deal with the channel and environmental variations [39]. Such algorithms must also account for trajectory and charging co-design approaches considering vehicle's mechanical limits, service requirements, and regulations imposed by government authorities. For

TABLE II
KEY RESEARCH DIRECTIONS

Research direction	Candidate solution	Requirements
Robust gPBs' deployment algorithms	Worst-case design approaches Online trajectory optimization	Statistics/measurements of ambient energy Vehicle's mechanical limits, government regulations, and accurate consumption models
Intelligent and adaptive WET strategies	Stochastic control strategies	gPBs/devices' battery level, CSI statistics, estimations of the incident ambient energy
Efficient energy trading	Hybrid wireless-wired networks	On-demand information of the trading energy cost among peers, available stored energy, and authentication protocols
Environmental impact of WET	WET-oriented life cycle assessment	Trustworthy manufacturers' data from the design phase to hardware recycling at the application's end-of-cycle.
End-to-end WET optimization strategies	Data-driven optimization approaches	Accurate energy consumption models, devices' positions information, CSI statistics, received energy feedback
Secure energy transactions	IoT-oriented DLTs Joint power and sensing	Authentication protocols, energy efficient and lightweight consensus protocols Trustworthy network of energy probes

instance, altitude requirements, initial/final position, speed and acceleration limits, obstacle collision avoidance, and prohibited zones. Moreover, notice that accurate energy consumption models are necessary for these scenarios to account for the road conditions, wind direction/speed, and vehicle technology, just to name a few. Research efforts in this direction must account for these variables and have practical validation through experimental flights and measurements.

B. Intelligent and adaptive WET strategies

When relying solely on ambient sources, gPBs must dynamically adapt their transmit strategies to save energy for periods when ambient energy is scarce or unavailable. Ideally, a gPB must have an energy neutral operation meaning that the available energy, either from the battery or the EH circuit, must meet the energy demands at any given time. Notice, though, that the available ambient energy and the energy demands of the IoT devices are difficult variables to estimate in the long term.

Fortunately, one can rely on stochastic control theory as a potential framework for solving the optimal gPBs' power allocation under randomly-varying network dynamics. Particularly, the right tools for solving such a problem depend on the availability of the states' transition distribution, which determines whether model-free or model-based approaches can be used. For instance, dynamic programming is a model-based recursive procedure in which the main

problem is decomposed into simpler sub-problems until convergence a certain convergence criterion is satisfied. Moreover, data-driven approaches have also become appealing recently for solving such problems. Particularly, reinforcement learning is a model-based/free framework for computing the best action for a given state in a dynamic system. Notice that, in the context of WET, one can model the state space of the network using gPBs/devices' batteries level, CSI statistics, measurements/estimations of the incident ambient energy.

C. Efficient energy trading

Fully wireless energy trading becomes challenging as the network may experience outages due to severe reduction in the end-to-end conversion efficiency. Hence, hybrid wireless-wired powered networks may be preferred for energy trading among fixed gPBs whereas for nomadic WET implementations highly-efficient near-field WET technologies may be more attractive.

The gPBs (or a central controller) may require the energy trading efficiency among peers, i.e., the harvested-to-spent energy ratio for each possible transaction, for the current network configuration to minimize the total losses. Notably, this information aids the trading protocol to evaluate the viability of the trading over other possible strategies, e.g., re-deploy the gPBs, considering the achievable QoS guarantees.

D. Environmental impact of WET

The potentially low end-to-end efficiency may hint to some users that WET contributes more to carbon emissions. Although this may hold for some WET implementations, such as when charging smartphones, toothbrushes, and other energy-demanding appliances, the overall environmental impact for each WET-enabled scenario is currently unclear and hence requires more studies. Noteworthy, proper key performance indicators are of paramount importance to evaluate the true carbon footprint of the available implementations. One can consider, for instance, the carbon emissions for every energy unit generated at the gPBs or transferred to the devices throughout the lifetime of the network. For that purpose, one requires, for instance, a trustworthy life cycle assessment from the design phase to the hardware recycling at the application's end-of-cycle using manufacturers' data. Moreover, the efficiency of the gPBs' EH components decays with time depending on the environmental conditions they are exposed to. For that, accurate models to consider the aging of the EH circuitry become convenient to estimate the long-term network performance, and thus the total carbon emissions during lifetime operation.

E. End-to-end WET optimization strategies

WET systems are composed by three fundamental components: the PB, the channel, and the RF-EH receiver. Optimizing these components independently may degrade the achievable performance since the components non-linearities couple the system performance. For instance, the non-linear response of the gPB's power amplifier may distort the amplitude and phase of the energy carrying signal, causing beamforming strategy to squint and thus reducing the harvested energy. Besides, the conversion efficiency of RF-EH receivers depends, in addition to the input power, on the waveform characteristics of the received signal, e.g., peak-to-average power ratio level, modulation, etc. Therefore, proper WET optimization strategies must target in the problem formulation the interconnection among energy-carrying signal waveform, the transmit-receive strategy, the RF-EH receiver design, and the charge/discharge characteristics of energy storage elements, just to name a few.

Unfortunately, tractable models for the end-to-end conversion efficiency are nonexistent. That is why data-driven optimization approaches may become appealing [40]. Moreover, accurate energy consumption models for the hardware and the network protocols, information about devices' position, CSI statistics, or receive energy feedback are also needed to carry out the optimization strategy.

F. Secure energy transactions

Computational, communication, and energy demands of current DLTs grow exponentially with the number of deployed IoT devices. Therefore, lightweight and scalable DLTs become essential in this context. Special attention must be paid to the energy efficiency and complexity of the consensus protocols, and the design of the data structure holding each DLTs' block. Therefore, IoT-oriented DLTs that account for the limited energy and computation resources at both the gPBs and IoT devices become necessary.

For urgent transactions, gPBs can alternatively map the available energy in the network using trustworthy information sources, thus avoiding unnecessary queries to the DLTs. For that purpose, a joint power and sensing paradigm, in which trustworthy network of energy probes continuously update the available energy to the gPBs, may become appealing.

VI. CONCLUSIONS

We introduced the concept of sustainable WET for supporting a reliable and perpetual operation of future low power IoT deployments with minimum carbon footprint. Results evinced that deploying gPBs can reduce overall costs compared with traditional WET and battery-aided IoT deployments. We discussed different models for describing the availability of ambient energy sources, and their relevance for achieving optimal deployments of gPBs. We emphasized sustainable WET strategies must comply with the regulations for reducing the environmental RF pollution and robust and lightweight energy trading protocols are needed for mitigating energy leaks caused by malicious attacks. Finally, we discuss the main research directions for achieving this vision.

REFERENCES

- [1] M. Matinmikko-Blue *et al.*, “White paper on 6G drivers and the UN SDGs,” University of Oulu, 6G Research Visions, No.2, 2020.
- [2] M. Hayes and B. Zahnstecher, “The virtuous circle of 5G, IoT and energy harvesting,” *IEEE Power Electronics Magazine*, vol. 8, no. 3, pp. 22–29, 2021.
- [3] M. A. Albreem, A. M. Sheikh, M. H. Alsharif, M. Jusoh, and M. N. Mohd Yasin, “Green Internet of Things (GIoT): Applications, practices, awareness, and challenges,” *IEEE Access*, vol. 9, pp. 38 833–38 858, 2021.
- [4] H. Alves and O. A. López, *Wireless RF Energy Transfer in the Massive IoT Era: Towards Sustainable Zero-energy Networks*. Wiley, 2021.
- [5] S. Wu, H. Dai, L. Liu, L. Xu, F. Xiao, and J. Xu, “Cooperative scheduling for directional wireless charging with spatial occupation,” *IEEE Transactions on Mobile Computing*, pp. 1–16, 2022.
- [6] H. Dai, X. Wang, X. Lin, R. Gu, S. Shi, Y. Liu, W. Dou, and G. Chen, “Placing wireless chargers with limited mobility,” *IEEE Transactions on Mobile Computing*, vol. 22, no. 6, pp. 3589–3603, 2023.
- [7] R. Jia, J. Wu, X. Wang, J. Lu, F. Lin, Z. Zheng, and M. Li, “Energy cost minimization in wireless rechargeable sensor networks,” *IEEE/ACM Transactions on Networking*, pp. 1–16, 2023.
- [8] Y. Liang, M. Yin, Y. Zhang, W. Wang, W. Jia, and T. Wang, “Grouping reduces energy cost in directionally rechargeable wireless vehicular and sensor networks,” *IEEE Transactions on Vehicular Technology*, pp. 1–12, 2023.
- [9] H. Ren, Z. Zhang, Z. Peng, L. Li, and C. Pan, “Energy minimization in RIS-assisted UAV-enabled wireless power transfer systems,” *IEEE Internet of Things Journal*, vol. 10, no. 7, pp. 5794–5809, 2023.
- [10] O. L. A. López, H. Alves, R. D. Souza, S. Montejo-Sánchez, E. M. G. Fernández, and M. Latva-Aho, “Massive wireless energy transfer: Enabling sustainable IoT toward 6G era,” *IEEE Internet of Things Journal*, vol. 8, no. 11, pp. 8816–8835, 2021.
- [11] X. Liu and N. Ansari, “Toward green IoT: Energy solutions and key challenges,” *IEEE Communications Magazine*, vol. 57, no. 3, pp. 104–110, 2019.
- [12] X. Liu, N. Ansari, Q. Sha, and Y. Jia, “Efficient green energy far-field wireless charging for Internet of Things,” *IEEE Internet of Things Journal*, vol. 9, no. 22, pp. 23 047–23 057, 2022.
- [13] H.-V. Tran and G. Kaddoum, “RF wireless power transfer: Regreening future networks,” *IEEE Potentials*, vol. 37, no. 2, pp. 35–41, 2018.
- [14] Q. Sha, X. Liu, and N. Ansari, “Efficient multiple green energy base stations far-field wireless charging for mobile IoT devices,” *IEEE Internet of Things Journal*, vol. 10, no. 10, pp. 8734–8743, 2023.
- [15] Y. Liu, D. Li, B. Du, L. Shu, and G. Han, “Rethinking sustainable sensing in agricultural Internet of Things: From power supply perspective,” *IEEE Wireless Communications*, vol. 29, no. 4, pp. 102–109, 2022.
- [16] Q. Wu, G. Zhang, D. W. K. Ng, W. Chen, and R. Schober, “Generalized wireless-powered communications: When to activate wireless power transfer?” *IEEE Transactions on Vehicular Technology*, vol. 68, no. 8, pp. 8243–8248, 2019.
- [17] L. Jiang, S. Xie, S. Maharjan, and Y. Zhang, “Blockchain empowered wireless power transfer for green and secure Internet of Things,” *IEEE Network*, vol. 33, no. 6, pp. 164–171, 2019.
- [18] L. Portilla, K. Loganathan, H. Faber, A. Eid, J. G. Hester, M. M. Tentzeris, M. Fattori, E. Cantatore, C. Jiang, A. Nathan *et al.*, “Wirelessly powered large-area electronics for the Internet of Things,” *Nature Electronics*, vol. 6, no. 1, pp. 10–17, 2023.
- [19] F. Tao, Y. Zuo, L. D. Xu, L. Lv, and L. Zhang, “Internet of things and BOM-based life cycle assessment of energy-saving and emission-reduction of products,” *IEEE Transactions on Industrial Informatics*, vol. 10, no. 2, pp. 1252–1261, 2014.
- [20] O. L. A. Lopez, N. H. Mahmood, H. Alves, C. M. Lima, and M. Latva-aho, “Ultra-low latency, low energy, and massiveness in the 6G era via efficient CSIT-limited scheme,” *IEEE Communications Magazine*, vol. 58, no. 11, pp. 56–61, 2020.
- [21] L. Zhu, W. Ma, and R. Zhang, “Movable antennas for wireless communication: Opportunities and challenges,” *arXiv preprint arXiv:2306.02331*, 2023.
- [22] X. Gu, P. Burasa, S. Hemour, and K. Wu, “Recycling ambient RF energy: Far-field wireless power transfer and harmonic backscattering,” *IEEE Microwave Magazine*, vol. 22, no. 9, pp. 60–78, 2021.
- [23] M. Kamel, W. Hamouda, and A. Youssef, “Ultra-dense networks: A survey,” *IEEE Communications Surveys & Tutorials*, vol. 18, no. 4, pp. 2522–2545, 2016.
- [24] S. Chandravanshi, K. K. Katare, and M. J. Akhtar, “A flexible dual-band rectenna with full azimuth coverage,” *IEEE Access*, vol. 9, pp. 27 476–27 484, 2021.
- [25] O. L. A. López, B. Clerckx, and M. Latva-Aho, “Dynamic RF combining for multi-antenna ambient energy harvesting,” *IEEE Wireless Communications Letters*, vol. 11, no. 3, pp. 493–497, 2022.
- [26] A. M. Elbir, K. V. Mishra, S. A. Vorobyov, and R. W. Heath, “Twenty-five years of advances in beamforming: From convex and nonconvex optimization to learning techniques,” *IEEE Signal Processing Magazine*, vol. 40, no. 4, pp. 118–131, 2023.
- [27] R. W. Heath, N. González-Prelcic, S. Rangan, W. Roh, and A. M. Sayeed, “An overview of signal processing techniques for millimeter wave MIMO systems,” *IEEE Journal of Selected Topics in Signal Processing*, vol. 10, no. 3, pp. 436–453, 2016.
- [28] L. Yang, Y. Zeng, and R. Zhang, “Wireless power transfer with hybrid beamforming: How many RF chains do we need?” *IEEE Transactions on Wireless Communications*, vol. 17, no. 10, pp. 6972–6984, 2018.
- [29] Y. Pei, T.-H. Pham, and Y.-C. Liang, “How many RF chains are optimal for large-scale MIMO systems when circuit power is considered?” in *IEEE Global Communications Conference*, 2012, pp. 3868–3873.
- [30] I. Atzeni, A. Tölili, and G. Durisi, “Low-resolution massive MIMO under hardware power consumption constraints,” in *55th Asilomar Conference on Signals, Systems, and Computers*, 2021, pp. 432–436.
- [31] K. Wu, J. A. Zhang, X. Huang, R. W. Heath, and Y. J. Guo, “Green joint communications and sensing employing analog multi-beam antenna arrays,” *IEEE Communications Magazine*, pp. 1–7, 2023.
- [32] J. Brady, N. Behdad, and A. M. Sayeed, “Beamspace MIMO for millimeter-wave communications: System architecture, modeling, analysis, and measurements,” *IEEE Transactions on Antennas and Propagation*, vol. 61, no. 7, pp. 3814–3827, 2013.
- [33] E. Bjornson and P. Giselsson, “Two applications of deep learning in the physical layer of communication systems [lecture notes],” *IEEE Signal Processing Magazine*, vol. 37, no. 5, pp. 134–140, 2020.
- [34] ICNIRP, “Guidelines for limiting exposure to electromagnetic fields (100 kHz to 300 GHz),” *Health physics*, vol. 118, no. 5, pp. 483–524, 2020.
- [35] FCC, “Resolution of notice of inquiry, second report and order, notice of proposed rulemaking, and memorandum opinion and order,” December 2019, FCC 19-126.

- [36] “IEEE standard for safety levels with respect to human exposure to electric, magnetic, and electromagnetic fields, 0 Hz to 300 GHz,” *IEEE Std C95.1-2019 (Revision of IEEE Std C95.1-2005/ Incorporates IEEE Std C95.1-2019/Cor 1-2019)*, pp. 1–312, 2019.
- [37] E. C. Strinati, G. C. Alexandropoulos, V. Sciancalepore, M. Di Renzo, H. Wymeersch, D.-T. Phan-Huy, M. Crozzoli, R. D’Errico, E. De Carvalho, P. Popovski, P. Di Lorenzo, L. Bastianelli, M. Belouar, J. E. Mascolo, G. Gradoni, S. Phang, G. Lerosey, and B. Denis, “Wireless environment as a service enabled by reconfigurable intelligent surfaces: The RISE-6G perspective,” in *Joint European Conference on Networks and Communications & 6G Summit*, 2021, pp. 562–567.
- [38] P. Tedeschi *et al.*, “Security in energy harvesting networks: A survey of current solutions and research challenges,” *IEEE Communications Surveys & Tutorials*, vol. 22, no. 4, pp. 2658–2693, 2020.
- [39] L. Xie, X. Cao, J. Xu, and R. Zhang, “UAV-enabled wireless power transfer: A tutorial overview,” *IEEE Transactions on Green Communications and Networking*, vol. 5, no. 4, pp. 2042–2064, 2021.
- [40] B. Clerckx, K. Huang, L. R. Varshney, S. Ulukus, and M.-S. Alouini, “Wireless power transfer for future networks: Signal processing, machine learning, computing, and sensing,” *IEEE Journal of Selected Topics in Signal Processing*, vol. 15, no. 5, pp. 1060–1094, 2021.