

Citadel: Side-Channel-Resistant Enclaves with Secure Shared Memory on a Speculative Out-of-Order Processor

Jules Drean
MIT CSAIL

Miguel Gomez-Garcia
MIT CSAIL

Thomas Bourgeat
MIT CSAIL

Srinivas Devadas
MIT CSAIL

ABSTRACT

We present Citadel, to our knowledge, the first side-channel-resistant enclave platform to run realistic secure programs on a speculative out-of-order multicore processor. First, we develop a new hardware mechanism to enable secure shared memory while defending against transient execution attacks. Then, we develop an efficient dynamic cache partitioning scheme, improving both enclaves’ and unprotected processes’ performance. We conduct an in-depth security analysis and a performance evaluation of our new mechanisms. Finally, we build the hardware and software infrastructure required to run our secure enclaves. Our multicore processor runs on an FPGA and boots untrusted Linux from which users can securely launch and interact with enclaves. We open-source our end-to-end hardware and software infrastructure, hoping to spark more research and bridge the gap between conceptual proposals and FPGA prototypes.

1. INTRODUCTION

Secure Enclaves or Trusted Execution Environments (TEEs) are powerful trusted-hardware primitives that can be seen as processes with strengthened privacy and integrity properties. The security of secure enclaves is often defined in association with a strong threat model where most of the host’s computing stack is not trusted. Not only the host’s hypervisor, but also the operating system (OS) and any other piece of unprivileged software collocated on the machine, is considered malicious. For simplicity, in the rest of this paper, we will conservatively refer to any untrusted piece of software as the OS. The security guarantees upheld in the presence of these adversaries are usually two-fold. First, computation privacy is enforced by different isolation mechanisms, making sure no adversary can extract secrets from the secure enclave. Second, computation integrity is enforced by an attestation mechanism generating a proof that can be checked by a remote client, attesting that the right application is running on the private data. Academic TEE proposals date back twenty years to XOM [31] and AEGIS [48] and industry implementations include ARM TrustZone [3, 40], Intel SGX [13, 34] and AMD SEV [46].

Unfortunately, enclaves have not yet become the keystone of secure systems as we have only seen limited instances of real-world deployment. Several explanations are possible here. First, it is challenging to write secure enclave programs, and deployed enclave platforms are still quite recent. Another reason could be the many doubts regarding their effective security guarantees. Indeed, Intel SGX and other platforms have been shown to be vulnerable to microarchitectural side

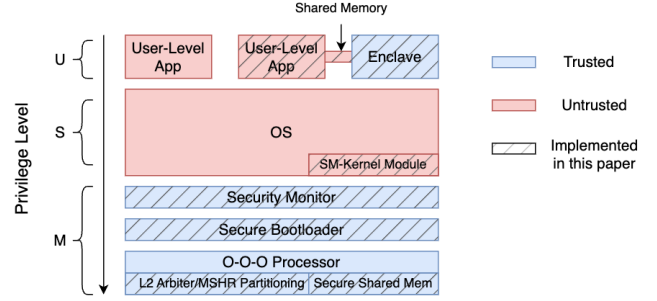


Figure 1: Citadel’s Computing Stack

channels and transient execution attacks [12, 27, 43, 50]; in particular, attacks such as those introduced in [49, 51] were able to not only extract sensitive data from Intel SGX enclaves, but also managed to break the security of the remote attestation mechanism.

These concerns have shifted the focus of trusted computing away from interactive enclaves running critical programs toward scenarios with more modest security goals. For instance, recent industry technologies like Intel TDX or AMD SEV are designed to isolate entire virtual machines from one another by partitioning server-class machines and only providing some form of secure boot. Similarly, Intel recently announced that SGX was deprecated on personal computers and would only be supported on server-class machines. This setting greatly broadens the TEE attack surface by including entire VMs, hence millions of lines of codes, in the trusted code base, and largely ignores more subtle threats (e.g., no industry group has proposed a platform that would be secure against transient execution attacks).

On the contrary, we believe that enclaves are a promising primitive for highly interactive applications that perform critical security operations, and we should aim at making them secure under more challenging threat models. Direct applications include executing simple cryptographic operations (like signing, hashing, and encrypting). Truly secure enclaves available on commodity hardware could be used as a security primitive to enable complex cryptographic protocols such as multiparty computation, federated learning, and confidential computing. Additionally, this would be possible without paying the cost of heavy cryptography (e.g., Fully Homomorphic Encryption), whose overheads are still multiple orders of magnitude over non-private computation. These uses can already be found in the few current deployed enclaves applications [4, 22, 36, 41, 42, 58].

Unfortunately, securing interactive enclaves under a strong

threat model that includes transient execution attacks is a challenge that has been mostly left unaddressed. Transient execution attacks [7, 26, 32] exploit performance optimizations present in modern processors (such as branch predictors or speculative loads) to speculatively access some secrets and change some microarchitectural state in a way that depends on the secret. A side channel is then used to extract the microarchitectural state and leak the secret. These attacks are especially hard to defend against as there exist numerous speculation mechanisms and microarchitectural side channels that can be combined in different ways to mount new attacks.

In the specific case of enclaves, most academic enclave platforms [5, 14, 30, 37] circumvent the issue by using in-order processors or physically-isolated cores. Thus far, only one academic work, MI6 [8] proposes mechanisms to enforce strong enclave isolation on speculative machines, in the presence of transient execution attacks. MI6 exploits concepts introduced in Sanctum [14], a RISC-V enclave platform, and adapts its isolation principles to an out-of-order machine.

MI6 describes and evaluate a large architecture for server-class machines targeted to run enclaves containing non-interactive batch computations. Common mechanisms used for efficient data-exchange with an enclave, such as shared memory, were identified as insecure in the MI6 threat model, as they make enclaves vulnerable to Spectre-type attacks. This effectively prevents any efficient enclave communication operation, like interacting with the parent application to access the network, receiving input, outputting results or executing system calls.

MI6 considered a 16-core machine equipped with a 16MB last level cache (LLC). We show in Section 9 that adapting the large design to a smaller 2-core machine causes critical performance loss, due to static partitioning of the LLC. Moreover, MI6 enforced conservative resource isolation policies that did not affect the performance of batch-style computations, but hurt more interactive enclaves, preventing, for instance, the use of frequent interrupts.

This Work: In this work, we present a realistic enclave platform, targeting interactive and security-sensitive programs. First, we solve a key requirement for practical enclaves: we propose and implement the first mechanism for secured shared memory that protects the enclaves from transient execution attacks. To motivate our proposal, we demonstrate how a naive implementation can be exploited to exfiltrate enclave secrets by mounting a Spectre-style attack on our FPGA insecure baseline. We also explain that other microarchitectural mechanisms such as noncacheable memory accesses cannot be repurposed to defend these attacks as they do not block speculative address translation.

To thwart these attacks, we modify our processor pipeline to *prevent* enclaves from speculatively accessing *shared* memory, while allowing enclaves to speculatively access enclave memory. Our approach ensures that no shared microarchitectural state can be modified speculatively depending on an enclave secret. Hence, any change in the shared microarchitectural state has to be explicitly mandated by the enclave program. As a result, our platform presents strong microarchitectural isolation guarantees, similar to MI6, while significantly improving enclave expressivity by allowing efficient interactions between an enclave and the outside world. We provide a comprehensive security analysis and evaluation for

our new secure shared memory mechanism, showing that we considerably improve performance of data exchange.

Second, we provide new hardware-software mechanisms with finer-grained and dynamic isolation mechanisms to improve the full-system performance. We propose a new dynamic set partitioning scheme for the Last Level Cache that enables up to 64 security domains in our 1MB LLC, giving us critical performance improvements over static partitioning. Further, we identify that some context switches do not require microarchitectural flush, which allows us to enable useful system mechanisms such as frequent time or network interrupts at a reasonable cost. We provide a security analysis and a performance evaluation of our new mechanisms.

Finally, we build everything presented in the paper as part of our end-to-end FPGA-functional prototype: Citadel. Our modified out-of-order 2-core processor can be synthesized and run on an AWS F1 FPGA, boots (untrusted) Linux and makes it possible for user-level applications to launch and safely communicate with secure enclaves executing real applications such as a lightweight Python runtime or a cryptographic library (see Figure 1). We also implement an end-to-end attestation mechanism, making it possible for an enclave to identify itself independently of where the OS placed it in physical memory. We implement and make all the pieces of software and modified hardware available, such as our secure bootloader, our security monitor (equivalent to processor microcode) and a Linux kernel module to interact with the security monitor. We also share the implemented hardware isolation mechanisms, like MSHR, LLC arbiter partitioning, and LLC partitioning. This makes our platform a unique environment for research in the domain of microarchitectural side channels, transient execution attacks and secure enclaves. We hope researchers will take ownership of the platform and modify it to prototype and test complex hardware-software mechanisms and research ideas.

To summarize, the main contributions of the paper are:

- We propose the first mechanism for enclave shared memory, secure against microarchitectural side channels and transient execution attacks.
- We refine MI6 isolation mechanisms using hardware-software co-design to improve performance and make the platform practical.
- To our knowledge, we show the first end-to-end enclave platform running on an FPGA implementation of a speculative processor.
- We open-source our hardware and software platform at <https://github.com/mit-enclaves/citadel>

2. BACKGROUND

2.1 Security Monitor

In many enclave platforms including Citadel, the Security Monitor (SM) [14] [29] is a small (9K LOC), trusted piece of software running at a higher privilege mode than the hypervisor or the OS. Its role is to link low-level invariants exposed by the hardware (e.g., if a specific memory access is authorized), and the high-level security policies defined by the platform (e.g., which enclave is currently executing on which core and which memory region does it own).

2.2 Microarchitectural Timing Side Channels

Microarchitectural side channels allow for information to be leaked from one security domain to another. These attacks exploit microarchitectural structures shared between different security domains, such as memory caches [9, 19], translation look-aside buffers (TLBs) [20], branch predictors [1, 15], DRAM controllers [52], etc., to transmit a signal. Because microarchitectural state cannot be directly observed through the Instruction Set Architecture (ISA), an attacker will often rely on timing of events to observe the microarchitectural state. For instance, if a piece of data has been loaded in the cache, accessing it will be faster than if it is only stored in main memory. Using various methods to prepare the shared microarchitectural state and observe the state changes due to the victim’s activity, the attacker is able to recover sensitive information regarding the victim’s execution, for example, which addresses have been accessed, which branches were taken in which directions, and/or information about victim program’s inputs.

2.3 Transient Execution Attacks

Speculative or transient execution is one of the key performance features of modern processors. Unfortunately, it can make reasoning about security boundaries more difficult. Some microarchitectural data structures that orchestrate speculation (e.g., branch predictors) can be trained to execute snippets of existing code speculatively, in ways that are incorrect or on data that should not be accessed during normal execution. An example is the execution of code speculatively before the resolution of a preceding security check such as a memory access bound. These erroneous executions happen speculatively and these instructions will end up being squashed by the processor. Nonetheless, they will still leave traces in the microarchitectural state of the machine. For example, a speculative load to some data will not affect the values of the architectural registers but will load the data in the memory hierarchy and possibly change the state of caches. The changes in the microarchitectural state are not directly observable by the attacker but can be extracted using a microarchitectural timing side channel. This means that a program that manages sensitive data can be coerced into leaking private data speculatively through a microarchitectural side channel. More importantly, once some specific code snippet, or gadget, has been identified, these attacks can be used to leak virtually any data located in the victim’s address space. This type of attack was first introduced in [26], and called Spectre, and many variants have since been demonstrated. For instance, different microarchitectural structures can be trained to influence speculative execution (like the branch predictor or the return stack buffer); these attacks can be mounted on the same core or across cores and they can also use different microarchitectural side channels to exfiltrate the secret. Cache side channels are the easiest ones to exploit and have been extensively studied but any piece of shared microarchitectural state can theoretically be used.

3. THREAT MODEL

3.1 Threat Model

The setup is as follows: a (remote) user wants to run a computation over some sensitive data inside of a (local) secure enclave. We trust the processor and hardware to be correctly implemented and bug free. We assume the presence of a hardware Root of Trust (RoT) that consists of a secure Read Only Memory (ROM) which contains the Secure Bootloader code that, we assume, cannot be altered. We also assume the presence of a Physical Unclonable Function (PUF) [21] to generate a chip-specific root key or secure non-volatile memory that stores the key. The rest of the trusted code base is minimal and includes the Secure Bootloader, the Security Monitor (together ~15K lines of code (LOC)) and the enclave code. This means we neither consider attacks that exploit software bugs in the enclave’s code nor protect enclaves from outputting their own secrets. Nevertheless, most of the software stack is considered compromised by the attacker, who can potentially run arbitrary malicious code. This includes user-level and other enclave programs collocated on the same machine, but also the OS and/or a potential hypervisor.

We are concerned with an attacker mounting software attacks from code collocated on the same machine as our enclave. This means we ignore any attacks requiring physical access to the machine such as physical (e.g., noise, electromagnetic field, etc.) side channels. We also ignore side channels that can be mounted in software, but exploit the physical layer like power side channels. We do not consider Rowhammer attacks as part of our threat model. We consider denial-of service attacks *against* the OS and consider a specific threat model where user-level applications and malicious enclaves are allowed to attempt any kind of software-mounted attacks against the OS. However, we do *not* consider denial-of-service attacks *by* the OS.

We consider the usual threat model for secure enclaves and extend it to include collocated transient execution attacks and microarchitectural side channels. More precisely, we consider *software attacks where the attacker program needs to be running on the same machine as the victim*. This means we do not consider attacks that could still be mounted even if the attacker and the victim program were not collocated on the same machine, such as attacks exploiting the timing of public architectural events explicitly instructed by the programmer.

As a result, our platform aims at protecting enclaves against traditional side channel attacks such as cache attacks, but also (almost) all transient execution attacks as described in [10] (including Spectre [12, 25, 26, 27, 33, 49] and Meltdown [32, 47, 49] variants) However, we do not protect against timing completion attacks or attacks using the timing of IO like NETSpectre [45], as those could be mounted even by an attacker that is not collocated on the platform. We leave the mitigation of this kind of attacks to the enclave programmer.

3.2 Security Properties

Given the threat model, our high-level security goals for our platform are three-fold: privacy, integrity and availability.

Privacy can be defined as follows:

P1 Strong Microarchitectural Isolation: no adversary should be able to exploit microarchitectural side channels to extract secrets from a security domain.

Integrity can be split into sub-properties:

I1 Authenticity: no adversary should be able to cheat a remote

user into thinking the correct enclave code is running on the remote machine if it is not. This property implies the integrity of the secure bootloader and the security monitor.

I2 Runtime Integrity: An adversary should not be able to alter the code or data of a protected security domain once it has been initialized and sealed. This includes the secure bootloader, the security monitor and enclaves.

Finally, OS availability can be defined as follows.

A1 OS Availability: no adversary running a user-level program or enclave should be able to mount a denial-of-service attack on the OS or to deny it access to hardware and software resources, such as memory regions, cores, or the security monitor.

Security Goals We enforce **P1** for the secure bootloader, the security monitor, and for any enclave code. This means the deployed countermeasures are completely transparent to the programmer. We also enforce properties **A1**, **I1** and **I2**.

We do not protect the OS against microarchitectural side channels, and we are not concerned with an adversary (especially a malicious OS) denying service to our enclaves.

Implementation Caveat Because our hardware design is loaded on a cloud FPGA without any integrity guarantee, our threat model is not realistic for our prototype and we cannot provide the same security as we potentially could with a silicon chip. Specifically, we cannot provide any real RoT for our platform like an unmodifiable ROM and a secure PUF. We still implement the attestation mechanism for demonstration completeness, but replace the PUF by a secret *insecurely* hardcoded in the Bootloader.

4. SECURE SHARED MEMORY

For an enclave, communicating with the outside world is an essential capability. Indeed, very few applications can be reduced to a fully self-contained binary that does not require external input, interactions with the outside, or the capability to output more than a few bytes of data. Developing efficient and secure enclave communication mechanisms is essential.

4.1 Transient Attack on Shared Memory

With transient execution attacks, a program that manages sensitive data can be coerced into leaking private data speculatively through a microarchitectural side channel (see Section 2.3). This means that secrets can potentially be extracted from an enclave and leaked to an adversary like a malicious OS or a co-running program or enclave. One way to defend against these types of attacks is to close the microarchitectural side channels. This way, even if a secret is accessed speculatively, it cannot be exfiltrated outside of the victim’s security domain. This can be achieved through strong microarchitectural isolation between security domains (see Section 5).

Unfortunately, in the case of shared memory, things become more complicated. If two security domains share a region of physical memory, they irremediably entangle their microarchitectural state through shared caches and memory coherence mechanisms. This shared state can then be used to mount a Spectre-style speculative attack. We implemented such an attack on an insecure version of our platform where shared memory is enabled but when no defense mechanism is implemented. Our insecure platform is vulnerable to such attacks, and the attack is mitigated by our defense mechanism.

4.2 Tentative Solution: Secure Drawers

Our first attempt at a new communication primitive is called secure drawer. Very much like the ones used at bank counters, a secure drawer is a memory region that can be filled up by one security domain and then pushed and pulled by another security domain to access it. This primitive has clear security boundaries as no security domains have concurrent access to the same memory region. Nevertheless, it has important performance drawbacks as it can only manipulate coarse memory regions as defined by the underlying physical memory partitioning primitive (32MB in our case) and several SM calls are required to push and pull the memory region. It also requires the SM to flush the LLC partition when moving the drawer and to copy all the data used by the enclave to the secure drawer. Finally, the enclave programmer needs to modify their application to deal with the new primitive and potentially different address spaces, move all the require data around, and handle concurrency correctly. In the end, secure drawers are far from transparent to the programmer and impose important performance limitations as we show in Section 9.

4.3 New Defense Strategy

Because accesses to shared memory will always be visible from one security domain to another, we decided to block the enclave from speculatively accessing shared memory. This prevents the enclave from transmitting the secret through any side channel that exploits a shared microarchitectural structure in the memory hierarchy which is the only shared microarchitecture between two cores running concurrently. Any access to shared memory will have to wait and become non-speculative before being dispatched to the memory execution pipeline. This guarantees that any access to shared memory is performed respecting the enclave’s program semantics and that no speculative execution can leave any trace in the microarchitecture of shared memory hierarchy.

Note that our mechanism only protects *enclaves* from other malicious programs running on the same machine. Without modifications, the OS will not use our trusted memory mechanism and therefore will not benefit from our new defense. As a result, it is still vulnerable to transient execution attacks.

Non-cacheable Mechanism Note that modern processors already include a mechanism to prevent some form of speculative memory accesses, namely non-cacheable memory accesses. For instance, MMIO accesses should never be performed speculatively, and so they are declared non-cacheable. Unfortunately, these mechanisms cannot be repurposed for secure shared memory. Indeed, the virtual address translation of non-cached accesses is still typically done speculatively (including in the prototype processor we used). Speculative address translation accesses are known to be enough to leak secrets, so we need to design a mechanism fully preventing any form of shared-memory speculation.

4.4 Dual Page Table Mechanism

Sanctum [14] already presents hardware mechanisms for memory isolation in the context of an untrusted OS. Like RISC-V Physical Memory Protection (PMP) [53], Sanctum introduces a mechanism to partition physical memory and prevent a malicious OS to access another security domain’s

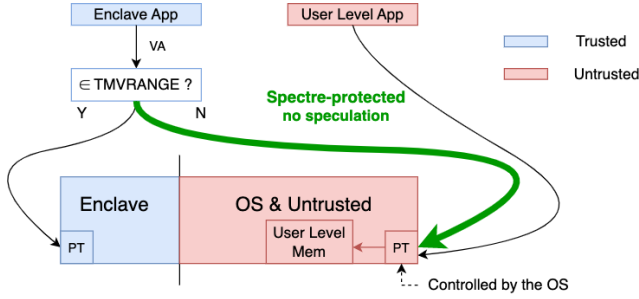


Figure 2: The Dual Page Table Mechanism

private memory regions. At its core, the mechanism uses two 64-bit registers per core (one for trusted memory and one for untrusted memory) as memory bitmaps. Each bit represents a same size physical memory region (typically 32MB) and functions as an access-rights flag for the currently-running program. Citadel borrows this mechanism for its simplicity.

Sanctum also uses a dual-page-table mechanism (cf. Figure 2) to differentiate between trusted and untrusted memory based on virtual addresses, which we also borrow in Citadel. Two new registers TMVBASE and TMVMASK are used to define TMVRANGE which corresponds to the trusted memory virtual range (the enclave’s private memory in general). The SM enforces as an invariant that the physical memory mapped by TMVRANGE is owned by the corresponding security domain. When a memory access to a virtual address is performed by a program, one of the two page tables needs to be picked to translate the virtual address. If the virtual address falls in TMVRANGE, it corresponds to an address within trusted memory and the translation is performed using the *trusted page table*. The trusted memory page table root is stored in another new register called TMPTBR accessible to the page walker. Another important invariant is that the trusted enclave page table is stored within trusted enclave memory. This is at first enforced by the SM during setup and then by the enclave itself. If the virtual address falls outside of TMVRANGE, it corresponds to an address in untrusted memory and the translation is performed using the *untrusted page table*. The untrusted page table is managed by the OS and stored in untrusted memory. The root of the OS page table is stored in the standard SATP register. Note that for every physical address used during address translation, additional bound checks are performed to ensure they belong to the same security domain as the virtual address.

The above mechanism is especially handy to enforce security in the presence of speculative side channels as there is no need to perform any address translation to know if a memory access is trusted or not.

4.5 Design Details

In an out-of-order processor, the *memory reservation stations* (or MemRS) are structures used to queue and schedule different kinds of instructions, among which the memory requests. Following the register renaming stage, each memory instruction is simultaneously enqueued in both the reorder buffer and the appropriate reservation station. In the base design, the reservation station selects which entry to dis-

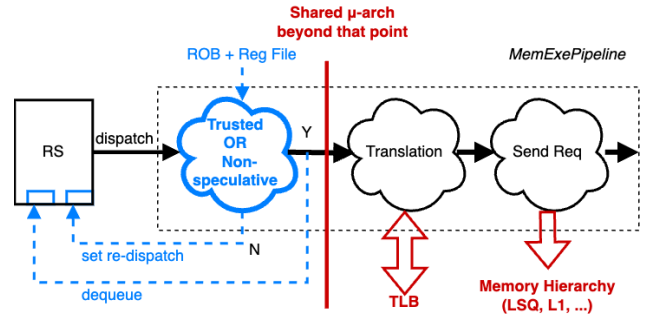


Figure 3: Changes to Memory Execution Pipeline. New elements are shown in blue.

patch to the memory execution pipeline (MemExePipeline) based on its operands’ availability. During dispatch, the entry is also dequeued from the MemRS, at which point the MemExePipeline begins processing the request. The MemExePipeline contains several stages including Dispatch, Register Read, Translation Execution, and Finish, after which the instruction is placed in the load/store queue to be scheduled and sent to memory.

Our approach is to identify accesses to untrusted memory early in the MemExePipeline and delay the translation and processing of the memory accesses until the instruction is no longer speculative. These changes require the modification of MemRS and MemExePipeline.

Modifying MemExe Logic to perform security checks and send back shared-memory speculative requests is added to MemExePipeline (cf. Figure 3). First, we add logic in the translation execution stage to determine if the request is accessing the enclave’s trusted memory or untrusted shared memory using TMVBASE and TMVMASK. If the request is accessing untrusted memory, an additional check is performed to see whether the access is speculative or not. The top entry from the ROB is compared to the tag of the request in the pipeline. If the tag matches, this indicates a *non-speculative* access, since all other previous instructions in the program have been committed. In that case, the request is dispatched to the next stage of the pipeline. Whenever an access to shared memory is found to be speculative, the request is squashed, and a signal is sent to the MemRS indicating that it should re-dispatch the request once it reaches the head of the ROB. The request may never reach the head of the ROB if there is rollback due to mis-speculation.

Decorrelating Request Dispatching and Request Dequeueing Our mechanism requires the MemRS to retain the accesses to shared memory in order to re-dispatch them once they become non-speculative. The original design performs a MemRS data dispatch and dequeue simultaneously once the request enters the MemExePipeline. These two operations now need to occur at different stages in the pipeline: data is first dispatched from the MemRS and is dequeued in the translation execution stage if and only if the request is determined to be secure. We modify the interface between MemRS and MemExePipeline to provide the correct interfaces and logic. This includes augmenting the request data with the corresponding MemRS entry index.

Modifying MemRS The MemRS logic is modified to

implement re-dispatching of requests once they become non-speculative. First, several new status bits are added for each MemRS entry, specifically to track if a) a given request is still to be dispatched for the first time, and b) if a given request needs to be re-dispatched. The first bit (*to_dispatch*) is necessary since entries can now still reside in the MemRS in the time between being dispatched and dequeued (or being signaled for redispach), and should not be selected for dispatch again. The second bit (*to_redispach*) is set by the MemExePipeline when it squashes a speculative insecure request. We additionally add logic to compare each MemRS entry to the entry at the head of the ROB, and raise the entry's *dispatch_ready* signal on a match. Finally, the dispatch logic is modified to use the new status bits. Rather than simply checking for the oldest valid entry whose arguments are ready, an additional condition is added to check if either *to_dispatch* is set for the entry or *to_redispach* and *redispach_ready* are set for the given entry.

Disabling the Mechanism for the OS Blocking speculation on memory access can have significant performance impact. We want to make sure that the OS is still allowed to speculate on its own memory accesses when not using the trusted memory mechanism. As a result, we disable our mechanism when TMVRANGE is set to a specific empty range. Note that the OS could always be modified to take advantage of our trusted memory mechanism and protect itself from speculative side channel attacks.

4.6 DMA For Shared Memory

4.6.1 Specter Variant Using The Shared L1

Enabling shared memory without further precautions means that the victim private L1 cache would now be shared between data from the enclave private memory and data from shared memory. This creates new, subtle cache side channels rooted in cache coherency. Indeed, an attacker can exploit delays due to cache coherency mechanisms to observe if an element of shared memory is present in the victim L1 cache or not. For instance, if the attacker tries to write a location in memory for which the victim L1 holds a copy, the operation will take longer as it will need to wait for the victim L1 copy to be invalidated. Similarly, if the attacker tries to read a memory location for which the L1 holds a dirty copy, the operation will take longer as it will need to wait for the dirty copy to be brought back to the L2. Unfortunately, the state of the L1 cache not only depends on non-speculative shared memory accesses, but it is also the (speculative) private memory accesses. In particular, a copy of shared memory data could be evicted by a speculative access to private enclave memory. This breaks our security invariant that microarchitectural state that is modifiable by enclave code running speculatively should not be observable by an attacker. This makes it possible for the attacker to mount a variant of prime-and-probe and perform Spectre-style transient execution attacks.

Tentative Solution: Partitioning the L1 Cache

Using way partitioning to allocate a portion of the L1 cache to shared memory accesses seems to be a solution. Unfortunately, this simple solution hides a lot of complexity as it would not only require partitioning the L1 but also adding state to keep track of which access is private or not and

duplicating most of the logic of the L1 to enforce timing independence between the operations of the different partitions (e.g., when accessing cache metadata concurrently). This is not only complex to implement, but could also impact the latency of each memory access, which would dramatically affect performance.

Direct Memory Access for Shared Memory We decided to treat shared memory accesses differently and to not cache them in the L1. Instead, when an access to shared memory is performed, we send the request through the core DMA channel. This solution involves arbitrating the different DMA requests between cores. Note that DMA partitioning between cores was actually ignored in MI6, representing a security flaw as private TLB accesses are already performed through DMA accesses. We implement this solution in our prototype.

5. MICROARCHITECTURAL ISOLATION

Microarchitectural isolation is a key primitive enabling Citadel's security. It can be achieved by partitioning state shared concurrently (spatial sharing) and flushing or sanitizing microarchitectural state shared across time on context switches (temporal sharing). We use and extend the hardware isolation mechanisms of [8] that we quickly overview here.

Spatially Shared Resources These are the resources shared across cores. This is essentially the entire shared memory hierarchy starting with the shared Last Level Cache (LLC), including the LLC TLB, shared Miss Status Handling Registers (MSHRs). These resources are partitioned such that no partition is ever shared between two security domains.

Temporally Shared Resources These resources correspond to those private to one core and private partitions of spatially shared resources. This includes many microarchitectural states used by the out-of-order core such as the execution pipelines, the ROB or the L1 caches. To achieve isolation, Citadel flushes the L1 caches, the L1 TLB, the L1 replacement policy state, the partitioned MSHRs, the LLC partitions and the LLC arbiters. To block side channels, Citadel makes sure to sanitize these shared microarchitectural states before context switching between different security domains. For core-private resources that means the flushing is performed at each context switch, but for LLC partitions we only need to flush when the associated memory region is passed from one security domain to another.

Other security considerations The SM has access to the entire physical memory as it runs in Machine (M) mode. That means it is especially vulnerable to speculative attacks and could be exploited to leak any piece of data present on the machine (not only its own secrets but also OS or enclave secrets). As a result, like in MI6, Citadel's speculation is deactivated for any program running in M mode, preventing the SM from being vulnerable to Spectre-like attacks.

6. HARDWARE SOFTWARE CO-DESIGN

Because industrial hardware vendors' platforms are not open source, security proposals building on top of their hardware suffer from several limitations as they are limited to software development. First, it is virtually impossible to make strong security arguments without a clear (open-source) view of the hardware itself. It is also difficult to repurpose existing mechanisms for security as they can lead to small

but important mistakes. These elements limit security and constrain the threat model of these proposals as it is inherently difficult to protect against novel attacks that exploit microarchitecture without sound hardware support.

On the other hand, the only previous work [8] to address our threat model implemented all its defense mechanisms in hardware and enabled very few interactions with the firmware or software layer. This hardware-only design provides very coarse-grained mechanisms for which security is easy to reason about but suffers from limited performance. For instance, flushing is systematically triggered by the hardware for every single trap handling and every partitioning scheme is statically defined in hardware. It also aimed at evaluating parts of the proposed design, only modeling the performance cost of some secure mechanisms and did not build a real platform.

Given these insights, we believe hardware software co-design is required to build secure and usable enclaves. We present two other mechanisms on top of secure shared memory that aim at refining MI6 coarse-grained hardware mechanisms to improve performance and enclave usability while maintaining its security guarantees. We analyze the security of these new mechanisms in Section 8 and evaluate their performance implications in Section 9.

6.1 Dynamic Cache Partitioning

We aim at demonstrating a secure enclave architecture for a different class of machines and constrain ourselves to building a 2-core prototype with a 1MB LLC. This conveniently makes it possible to run our entire design on an FPGA. Unfortunately, this makes static partitioning (as proposed in MI6) impractical as each of the 64 DRAM regions would be allocated a 16KB cache slice: a slice even smaller than the 64KB necessary for the inclusion of the cores' private L1 caches (D1 and I1). This dramatically impacts performance. Moreover, using way partitioning [24] is not possible as we need to instantiate 64 regions in the cache but the LLC has only 16 ways, and Ironhide's [38] strategy assumes limited reconfigurations. We propose a new, simple, dynamic set partitioning scheme that only requires minimal changes in the hardware. We start with a high-level description of the idea, and then we detail the family of set-index functions we use.

The goal is to let the OS request the SM to configure the cache to allocate a variable amount of LLC for each DRAM region. Our LLC contains 1024 sets, and we propose that each DRAM region may be given a number of sets equal to any power of two up to 512 sets. After controlling the validity of the partitioning (i.e., that it fits in the LLC), the SM conveys the new mapping to the hardware by writing the sizes of each LLC slice in specialized CSRs. As $512 = 2^9$, and 9 can be represented with 4 bits, we only need 4 bits per DRAM region to describe the size of LLC that we allocate for the DRAM region. This gives a total of 64×4 bits. We can expose these configuration registers through 4 new CSRs. We cannot change these configurations at arbitrary times, as it would change the set index mapping function for in-flight requests, breaking the cache. Intuitively, changing the set-index mapping function should only be done whenever the cache is fully flushed and no memory requests are in flight. To implement such a switching policy, we suggest using $9 (=$

$4 + 4 + 1)$ CSRs, and use a form of *double-buffering*. The two sets of CSRs would hold both the configuration currently in-use and the future configuration. The SM only modifies the future configuration and never touches the configuration currently in-use. When the SM finishes modifying the 4 future configuration CSRs, it can set the 9th CSR to toggle which of the two sets of 4 CSRs is active to describe the set-index mapping function. Because the LLC is shared (there is a coherency protocol), the toggling is itself non-trivial. When the toggling is requested the processor must in sequence: 1. block any new memory requests from entering the memory subsystem, 2. drain all outstanding memory requests, 3. flush the L1s and the LLC (as the caches are inclusive), and 4. toggle the CSRs in use to describe the set-index mapping function. Fortunately, this costly operation is only required when changing the LLC layout which mostly happens on enclave creation or when launching an untrusted application with an important memory footprint.

Finally, we describe the family of set-index mapping functions used to implement our dynamic set partitioning scheme. Remember that our scheme aims at splitting the 1024 set indexes of the cache among the 64 different DRAM regions and making sure two addresses from different regions are never assigned to the same index range, i.e., LLC slice. We represent the algorithm used to compute the set index for a given address in Figure 4. The idea is to store the sizes of the 64 index ranges in a $256 + 1024$ bits register called the set-index range table, along with the base of each range. The bases are computed during the partition switch and are equal to the sum of the size of previous ranges. When the LLC receives a request, it will compute the set index for the corresponding address. It will first extract a region ID from the address upper bits and obtain the corresponding index range size and bound by looking up the set index range table ①. It will then read the address original set index, located in the middle of the address, set the upper bits to zero depending on the range size ② and add the base index ③. This effectively restricts the new set index to the corresponding index range, partitioning the LLC ④. Note that for this to work, we must extend the length of the tags used by the LLC to include the entire original index to cover the case where an index range is of size 1 and all addresses from the same region map to the same set.

We show the significant advantages of this dynamic LLC partitioning in Section 9.

6.2 Relaxing the Flushing Policy

Because we build the entire software infrastructure required to run enclaves, we observe that some security domains considered by MI6, especially the enclave and some parts of the SM, do not have secrets to keep from each other (see our security analysis in Section 8 for more details). As a result, we disable flushing on these context switches. Enclaves can now access the SM without paying the prohibitive cost of a microarchitectural flush. This opens the door to the use of frequent software or timer interrupts.

To disable flushing selectively, we modify the hardware to deactivate systematic flushing on traps and SM-return instructions. We add a CSR that, when accessed, triggers the microarchitectural flushing. We modify the SM to trigger the

and the partitioning of the memory hierarchy, the enclave and the OS do not share any microarchitectural state. Because memory and the LLC are still partitioned across context switches, their state is never shared. When freeing a memory region and the associated cache partition, the SM overwrites the entire region with 0's, effectively purging the LLC partition simultaneously. For the L1 and the core state, the SM purges every shared structure on context switch.

Nevertheless, our secure shared memory mechanism introduces shared state between the two security domains. The important point here is to remember that changes in the newly-shared microarchitecture cannot be performed speculatively: microarchitectural changes are tied to an observable architectural state change. Observations possible through the shared microarchitecture are thus strict equivalents to the observations possible through the accesses to shared memory. Because in our threat model we consider these accesses to be public, no extra information can be leaked through the shared microarchitecture. Secrets can still be leaked through the timing of these public interactions, but as we explain in Section 3.1 such attacks could be mounted even after placing the attacker and the victim on two different machines connected through a network. As a result, we effectively mitigate any transient execution attacks that exploit microarchitectural side channels to leak secrets, which include all Spectre variants besides NETSpectre [45].

Enclave/mini-SM Boundary In Citadel, we relax the conservative flushing policy of MI6. We consider the mini-SM as an extension of the security domain of the enclave. This means we will need to take extra care when interacting with other security domains, but for simple system calls that can be directly served by the mini-SM, we do not need to perform any flushing of the shared microarchitecture. We evaluate the performance gain of this new policy in Section 9.

mini-SM/Enclave Boundary Here again, we consider the mini-SM as an extension of the security domain of the enclave. First, like in MI6, speculation is deactivated in the mini-SM, which means that even if it has access to the entire physical address space, it will not access any data speculatively. Second, we observe that the mini-SM does not perform any sensitive operations (such as keyed cryptography) and does not access any piece of information that should be kept secret from the enclave. As a result, we do not worry about side channels leaking information from the mini-SM to the enclave as no secret information is accessed. In particular, we do not need to flush shared state (L1, etc.) on these specific context switches.

mini-SM/OS Boundary Like in MI6, the mini-SM is hosted within the enclave memory region and its associated LLC partition. Its code is trusted, run non-speculatively, and only performs explicit memory accesses to that region with the exception of accesses to a small shared SM state. These accesses are public and cannot be used to mount microarchitectural side channels. Because the mini-SM now shares microarchitectural state with the enclave, we do not relax the flushing policy when context switching from the mini-SM to the OS and we benefit from MI6 strong isolation.

SM/OS Bootloader/OS Boundary Similarly to the mini-SM, the SM and the bootloader are trusted and do not speculate on memory accesses but unlike the mini-SM, they might

touch sensitive information such as cryptographic attestation keys or enclave secrets. Therefore, like in MI6, the SM and the bootloader use the same dedicated private memory region and use their own private section of the LLC. For the bootloader, we flush all microarchitectural state after initialization. Nonetheless, we can relax the MI6 flushing policy on context switches after SM calls that do not touch sensitive information as no secret can be accessed covertly. Moreover, instead of flushing all data structures, we also make it possible for the SM to neither use nor train a specific structure to save the OS from a cold start. In this case, strong isolation is still enforced as no microarchitectural change is performed before re-entering the OS security domain.

Finally, note that in the case of the SM and the bootloader, even if this consideration is outside of our general threat model, we can also make sure their sensitive operations are constant time. Because their code is executed non-speculatively, and these sensitive functions are written in a constant-time fashion and microarchitectural state is flushed before their execution, the SM and bootloader are protected against timing attacks such as NETSpectre [45] that use attacker-provided inputs to carry out transient execution attacks and leak secrets through timing of public interaction (like the completion time of a system call).

OS/Enclave, OS/SM-mini and OS/SM Boundary We do not protect the OS against microarchitectural side channels.

8.2 Other security properties

I2 Runtime Integrity Enclave integrity is guaranteed by our physical memory partitioning scheme that ensures that no adversary can modify any code or data for the protected security domains (security monitor and enclaves).

A1 OS Availability We make sure that at any time, the OS can send an inter-process interrupt to an enclave and reclaim its resources. Finally, a user-level application cannot directly access the security monitor, but can only interact with it through the SM kernel module. As a result, the security monitor is always available to the OS.

I1 Authenticity Enclave authenticity is achieved by our remote attestation protocol. We use a simpler variant of the remote attestation protocol described in Sanctum [14] whose security is analyzed in [28].

9. EVALUATION

We note that part of these results are preliminary, as we did not evaluate the performance impact of performing shared memory access through DMA. In these experiments, shared memory accesses are going through the L1.

9.1 Experimental Setup

Citadel's processor is a modified out-of-order 2-core MI6 machine [8]. The parameters used for the cores and the memory subsystem are given in Figure 5. Citadel runs on an AWS EC2 F1 instance, equipped with a Virtex UltraScale+ FPGA. On this FPGA board, Citadel can be clocked at 30 MHz, which is similar to the baseline design. We use the RISC-V tool chain with GCC 12.2.0. We compile all software with the -O3 flag. We run Linux Kernel 6.2.0. Unless mentioned differently, all performance numbers are collected by running the benchmark on the FPGA using performance counters and

Frontend	2-way superscalar, 256 entries BTB, 8 entries RAS, tournament predictor
Reorder Buffer	64 entries, 2-way insert/commit
Reservation Stations	2 stations for ALU (16 entries), 1 for FPU (16 entry), 1 for memory (16 entries)
L1 (I/D)	32KB, 8 ways, 8 outstanding requests
Load-Store Unit	24 LdQ entries, 14 StQ entries, 4 SB entries
LLC (L2)	1MB, 10 cycles latency, 16 ways, max 16 outstanding requests
Memory	120 cycles latency (24 outstanding requests)

Figure 5: Citadel’s microarchitectural configuration.

Component	LOC	Size
Processor [8] (+ modification)	~ 60 KLOC (+ 150)	N/A
Bootloader	5236	55KB
Security Monitor	9147	97KB
Mini-SM	2301	5.6KB
Linux	~ 20 MLOC	157MB
SM Kernel Mod.	507	505KB
TCB Software	14383	152KB
TCB Total	~ 75 KLOC	N/A

Table 1: Software Component Size and TCB Breakdown. Mini-SM is a subset of the SM code. Lines in red correspond to elements excluded from the TCB.

an average of ten runs.

9.2 Implementation Data and TCB Breakdown

Number of lines of code (LOC) and binary size of Citadel’s components are presented in Table 1. Due to their limited functions, the SM and the Bootloader can be kept small and the total software Trusted Code Base (TCB) is less than 15K LOC. This helps to minimize potential bugs and reduce the software attack surface. It can also help to make future formal verification efforts tractable. Final TCB size needs to include the enclave’s binary, which depends on what is being run.

9.3 Evaluating the End-to-End Platform

MicroPython Runtime We do a minimal port of MicroPython [35] inside one of our enclaves. We start with the bare-metal ARM implementation. We modify the configuration files and the linker script so our binary can run in the *virtual memory layout* provided by our enclave. We only need to implement a few functions by hand. For instance, we redirect the console to print to shared memory and need to write a bit of assembly for the `set jmp` and `long jmp` functions used for exception handling. We also add a cryptographic library so the enclave can sign the console output using its own private keys. A hash of the standard output is extended on each character print and signed on the enclave exit. We cross-compile MicroPython using the RISC-V tool-chain, making sure to deactivate compressed instructions, build without standard library, and generate position independent code. In total, we



Figure 6: MicroPython Enclave Execution Breakdown.

need to manually modify 128 LOC for the port and add the 5K LOC cryptographic library. The final compiled binary measures 180KB. With the enclave’s code added, the TCB is now 65,174 LOC, most of it (70%) being MicroPython.

We use a simple primality test as a benchmark where a number is found to be prime if none of the numbers smaller than it can divide it. We test the primality of an arbitrary small prime number: 19,531. The tests takes an average of 4.1×10^7 cycles to execute, with 51% of the time spent within the Python program. This means the enclave and attestation mechanism add 94% overhead for this small computation. We show a visual breakdown of the running time in Figure 6. We note that most of this overhead comes from hashing enclave code (25% of the total running time) but also generating the enclave keys and signing the certificate (10% of the running time). These two numbers are especially high since this code is run non-speculatively inside the SM. On another hand, hashing and signing the output inside of enclave takes a negligible amount of time (less than 1% of the total running time). Because this cost is fixed, it could definitely be amortized for bigger applications.

Securing a Cryptographic Library We write a wrapper around an ED25519 RISC-V library [39]. The wrapper makes it possible to keep the keys used by the library inside of the enclave and for the library functions to be accessed in a Remote Procedure Call style (RPC). We add a queue to shared memory so untrusted applications can send requests to the library to generate keys (that will stay in enclave memory), or to sign messages using previously generated keys. In total, we need to implement 334 LOC of C, which is to be compared to the 4,514 LOC of the crypto library (7% overhead). With the enclave’s code added, the total TCB is now 19,231 LOC. The final crypto-enclave binary is 71KB.

We compare performance between three scenarios. In each of these scenarios, we measure the number of cycles required to sign randomly generated messages. We split 1MB of randomly generated data into ≈ 3000 packets of various lengths following the arbitrary Internet Mix distribution [55]. In the first setup, which corresponds to our insecure baseline, we do not use any enclave as we directly link the cryptographic library to our user-level application. In the second scenario, termed “multi-core”, the enclave constantly runs on a dedicated core and programs running on other cores can forward requests through the shared memory mechanism. In the third scenario, termed “re-entry”, the enclave is re-entered every single time an application calls the cryptographic library on the same core as that of the application. We see very little difference (1.5%) between the first two setups and a more important 27.6% slowdown between the first and third scenario. Indeed, our cryptographic algorithm is compute-heavy, making the communication overhead negligible in the second scenario. Nevertheless, context-switching in and out of an enclave is expensive as it requires flushing the microarchitectural state, which makes the slowdown more important in the re-entry scenario. These two secure solutions highlight an in-

Normalized Runtime

	Q	Signature	Hash
SecShMem	1	1.024	1.320
	64	1.024	1.319
SecDraw	1	1.559	21.628
	64	1.018	1.746

Communication Overhead

SecShMem	1	1.5%	4.4%
	64	1.5%	4.5%
SecDraw	1	51.6%	1925%
	64	0.8%	86.7%

Table 2: Normalized runtime and communication overheads for the Secure Shared Memory and Secure Drawer mechanisms for signing or hashing a thousand random messages sent by the OS. We vary the size of the communication queue between the enclave and the OS.

interesting tradeoff between resource occupation (one core and a DRAM region vs. only a DRAM region) and performance.

9.4 Evaluating Secure Shared Memory

We use a similar setup as Section 9.3. The enclave performs 1000 cryptographic operations (signature or cryptographic hash) over random inputs provided by the OS. We compare two versions. The first one uses shared memory to send requests to the enclave along with pointers to the data. The second one uses secure drawers (see Section 4.2) to pass the requests and the data that needs to be copied inside the secure drawer. The LLC slice corresponding to the drawer needs to be flushed. LLC-slice flush is currently not implemented in our prototype; we model the performance overhead by writing a fresh region that is the size of the LLC slice.

Our results are presented in Table 2. In the first table, we report the runtime normalized to the insecure baseline (directly linked library without LLC partitioning). We also measure the communication overhead, comparing 1) the number of cycles between the first request being sent by the OS and the last response being received by the OS and 2) the number of cycles spent running the cryptographic function inside the enclave. In general, we observe that the signature is computationally heavy and amortizes the communication costs compared to the hashing operation. We also observe that batching requests with a larger queue generally improves performance, even if it might not be possible in some interactive scenarios. We also see a huge difference in performance overhead between the secure drawer mechanism and our secure shared memory. This is because secure drawer requires many context switches. Finally, we observe that despite small communication overhead, the runtime of the secure shared memory is still impacted (23% overhead) for the hashing operation. This is because the enclave cannot speculate on shared memory accesses.

Enclave Expressivity Beyond the performance improvements, secure shared memory greatly simplifies communication between an enclave and the outside world. Indeed, mechanisms like secure drawers require typical applications to be modified. Instead, shared memory is a common abstrac-

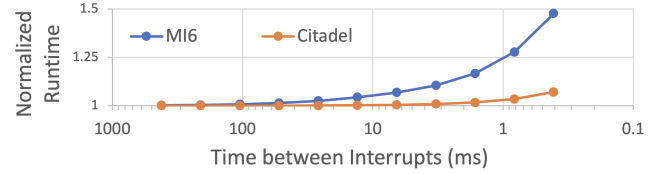


Figure 7: Normalized Execution Time for Coremark in the presence of periodic timer interrupts. MI6 flushed on every interrupt; Citadel does not.

tion to exchange data between an application and a library. As a result, it greatly simplifies enclave implementations.

9.5 Evaluating LLC Dynamic Partitioning

We evaluate the advantage of dynamically partitioning the LLC. To do so, we evaluate two benchmarks, our cryptographic enclave performing signing operations, and running 2000 iterations of the Coremark [18] benchmark wrapped inside an enclave. We compare three different LLC configurations: an insecure baseline where the LLC is not partitioned, a configuration where the LLC is statically partitioned into uniform slices of 16KB (MI6 scheme) and a last configuration where we use our scheme to partition the LLC non-uniformly. For the non-uniform partition, we split the 1MB as follows: we give 512KB to the enclave, 128KB to the SM, 128KB to the OS, 128KB to shared memory and 1KB each to every other region. For the Coremark benchmark, the uniform partitioning induces a 3.2% overhead while the non-uniform partitioning induces 0% overhead. This indicates that the memory footprint of Coremark is smaller than 16KB. For the Signature benchmark, we observe a 104% overhead for the uniform partitioning and 0% overhead for the non-uniform partitioning. These last results highlight the benefits of dynamic partitioning, which provides security for no cost, whereas static partitioning more than doubles the total runtime of our application. This is especially important as the benefits of dynamic partitioning are felt by both the enclave and untrusted applications.

9.6 Evaluating the Relaxed Flushing Policy

To evaluate the performance of the relaxed flushing policy, we run Coremark while triggering periodic timer interrupts at different time intervals to model frequent traps. We do not perform any computation inside the trap handler and only measure the overhead due to context switching. Results are provided in Figure 7. By testing a range of interrupt periods, we confirm that flushing on each trap like in MI6 results in significant overheads. However, the cost is greatly reduced when using the relaxed flushing policy, with a maximum of 7% overhead measured for interrupts every 0.4ms.

10. RELATED WORK

Transient Execution Defense Mechanisms It is still an open problem to effectively protect arbitrary software from transient speculative attacks. Many academic works offer to modify processor microarchitecture and thwart these attacks by using hardware mechanisms or hardware-software co-design [2, 6, 10, 11, 17, 23, 44, 54, 56, 57]. Unfortunately,

very few of these mechanisms have been implemented in hardware, i.e., FPGAs or silicon. Many attacks that break proposed defense mechanisms rely on exploiting implementation details that are often glossed over in simulation (like not faithfully simulating the memory hierarchy, for instance).

Enclave Platforms Sanctum [14] introduces the concept of a privileged security monitor by decoupling enclave management functionalities from hardware mechanisms. Our platform draws many concepts from Sanctum such as the dual page table mechanism and the original attestation mechanism. Sanctum also considers some cache side channels in its threat model. Nonetheless, Sanctum is not concerned with speculative side channels and no end-to-end enclave system was built. Komodo [16] builds an enclave platform on top of ARM TrustZone [3] using a privileged security monitor. It does not address side channel attacks and only runs on in-order single-core machines. Keystone [30] mimics Sanctum’s security monitor, while running on a RISC-V processor without hardware modifications, by leveraging RISC-V’s PMP mechanism. Keystone addresses some cache side channels but doesn’t provide security in the presence of speculative attacks. CURE [5] is another enclave platform built on top of RISC-V. CURE proposes new hardware mechanisms to address side channels, but only considers in-order processors and doesn’t protect against speculative side-channel attacks.

MI6 Citadel builds on top of MI6 [8] and reuses many of its hardware mechanisms. The MI6 paper focused on evaluating the *performance* of these mechanisms on an FPGA by running SPEC benchmarks directly on top of Linux and using Linux system calls as hooks to project the cost of potential SM calls and the associated context switch cost. The platform (likely missing the necessary software) did not evaluate a full enclave scenario (neither did it guarantee security when running SPEC). In this paper, on top of adding secure shared-memory and finer-grain isolation strategies, we have built and evaluated the end-to-end platform, focusing on enclaves that run meaningful security-oriented workloads.

11. CONCLUSION

We present Citadel, to our knowledge, the first side-channel-resistant enclave platform with secure shared memory running on a speculative out-of-order multicore processor. We develop a new hardware mechanism for secure shared memory and provide a full end-to-end implementation of our platform. Our prototype runs on FPGAs and boots untrusted Linux from which user-level applications can run secure enclaves. We evaluate our prototype through two realistic scenarios running a cryptographic library and a bare-metal Python runtime inside of an enclave.

REFERENCES

- [1] O. Aciözmez, Ç. K. Koç, and J.-P. Seifert, “Predicting secret keys via branch prediction,” in *Topics in Cryptology—CT-RSA 2007: The Cryptographers’ Track at the RSA Conference 2007, San Francisco, CA, USA, February 5-9, 2007. Proceedings.* Springer, 2006, pp. 225–242.
- [2] S. Ainsworth and T. M. Jones, “Muontrap: Preventing cross-domain spectre-like attacks by capturing speculative state,” in *2020 ACM/IEEE 47th Annual International Symposium on Computer Architecture (ISCA).* IEEE, 2020, pp. 132–144.
- [3] T. Alves and D. Felton, “Trustzone: Integrated hardware and software security,” ARM white paper, Jul. 2004.
- [4] Apple, “Apple platform security,” https://help.apple.com/pdf/security/en_US/apple-platform-security-guide.pdf, 2022, accessed on 28.04.2023.
- [5] R. Bahmani, F. Brasser, G. Dessouky, P. Jauernig, M. Klimmek, A.-R. Sadeghi, and E. Stäpf, “Cure: A security architecture with customizable and resilient enclaves,” in *USENIX Security Symposium*, 2021, pp. 1073–1090.
- [6] K. Barber, A. Bacha, L. Zhou, Y. Zhang, and R. Teodorescu, “Specshield: Shielding speculative data from microarchitectural covert channels,” in *2019 28th International Conference on Parallel Architectures and Compilation Techniques (PACT).* IEEE, 2019, pp. 151–164.
- [7] M. Behnia, P. Sahu, R. Paccagnella, J. Yu, Z. N. Zhao, X. Zou, T. Unterluggauer, J. Torrellas, C. Rozas, A. Morrison *et al.*, “Speculative interference attacks: Breaking invisible speculation schemes,” in *Proceedings of the 26th ACM International Conference on Architectural Support for Programming Languages and Operating Systems*, 2021, pp. 1046–1060.
- [8] T. Bourgeat, I. Lebedev, A. Wright, S. Zhang, and S. Devadas, “Mi6: Secure enclaves in a speculative out-of-order processor,” in *Proceedings of the 52nd Annual IEEE/ACM International Symposium on Microarchitecture*, 2019, pp. 42–56.
- [9] F. Brasser, U. Müller, A. Dmitrienko, K. Kostianen, S. Capkun, and A.-R. Sadeghi, “Software grand exposure: Sgx cache attacks are practical,” in *WOOT*, 2017, pp. 11–11.
- [10] C. Canella, J. Van Bulck, M. Schwarz, M. Lipp, B. Von Berg, P. Ortner, F. Piessens, D. Evtushkin, and D. Gruss, “A systematic evaluation of transient execution attacks and defenses,” in *USENIX Security Symposium*, 2019, pp. 249–266.
- [11] K. Cheang, C. Rasmussen, S. Seshia, and P. Subramanyan, “A formal approach to secure speculation,” in *2019 IEEE 32nd Computer Security Foundations Symposium (CSF).* IEEE, 2019, pp. 288–2815.
- [12] G. Chen, S. Chen, Y. Xiao, Y. Zhang, Z. Lin, and T. H. Lai, “Sgxpectre: Stealing intel secrets from sgx enclaves via speculative execution,” in *2019 IEEE European Symposium on Security and Privacy (EuroS&P).* IEEE, 2019, pp. 142–157.
- [13] V. Costan and S. Devadas, “Intel sgx explained,” *Cryptology ePrint Archive*, 2016.
- [14] V. Costan, I. Lebedev, and S. Devadas, “Sanctum: Minimal hardware extensions for strong software isolation,” in *25th USENIX Security Symposium (USENIX Security 16)*, 2016, pp. 857–874.
- [15] D. Evtushkin, R. Riley, N. C. Abu-Ghazaleh, ECE, and D. Ponomarev, “Branchscope: A new side-channel attack on directional branch predictor,” *ACM SIGPLAN Notices*, vol. 53, no. 2, pp. 693–707, 2018.
- [16] A. Ferraiuolo, A. Baumann, C. Hawblitzel, and B. Parno, “Komodo: Using verification to disentangle secure-enclave hardware from software,” in *Proceedings of the 26th Symposium on Operating Systems Principles*, 2017, pp. 287–305.
- [17] J. Fustos, F. Farshchi, and H. Yun, “Spectreguard: An efficient data-centric defense mechanism against spectre attacks,” in *Proceedings of the 56th Annual Design Automation Conference 2019*, 2019, pp. 1–6.
- [18] S. Gal-On and M. Levy, “Exploring coremark a benchmark maximizing simplicity and efficacy,” *The Embedded Microprocessor Benchmark Consortium*, 2012.
- [19] J. Götzfried, M. Eckert, S. Schinzel, and T. Müller, “Cache attacks on intel sgx,” in *Proceedings of the 10th European Workshop on Systems Security*, 2017, pp. 1–6.
- [20] B. Gras, K. Razavi, H. Bos, C. Giuffrida *et al.*, “Translation leak-aside buffer: Defeating cache side-channel protections with tlb attacks,” in *USENIX Security Symposium*, vol. 216, 2018.
- [21] C. Herder, M.-D. Yu, F. Koushanfar, and S. Devadas, “Physical unclonable functions and applications: A tutorial,” *Proceedings of the IEEE*, vol. 102, no. 8, pp. 1126–1141, 2014.
- [22] jlund, “Technology preview for secure value recovery,” <https://signal.org/blog/secure-value-recovery/>, 2019, accessed on 28.04.2023.

- [23] K. N. Khasawneh, E. M. Koruyeh, C. Song, D. Evtushkin, D. Ponomarev, and N. Abu-Ghazaleh, "Safespec: Banishing the spectre of a meltdown with leakage-free speculation," in *2019 56th ACM/IEEE Design Automation Conference (DAC)*. IEEE, 2019, pp. 1–6.
- [24] V. Kiriansky, I. Lebedev, S. Amarasinghe, S. Devadas, and J. Emer, "Dawg: A defense against cache timing attacks in speculative execution processors," in *2018 51st Annual IEEE/ACM International Symposium on Microarchitecture (MICRO)*. IEEE, 2018, pp. 974–987.
- [25] V. Kiriansky and C. Waldspurger, "Speculative buffer overflows: Attacks and defenses," *arXiv preprint arXiv:1807.03757*, 2018.
- [26] P. Kocher, J. Horn, A. Fogh, D. Genkin, D. Gruss, W. Haas, M. Hamburg, M. Lipp, S. Mangard, T. Prescher *et al.*, "Spectre attacks: Exploiting speculative execution," *Communications of the ACM*, vol. 63, no. 7, pp. 93–101, 2020.
- [27] E. M. Koruyeh, K. N. Khasawneh, C. Song, and N. B. Abu-Ghazaleh, "Spectre returns! speculation attacks using the return stack buffer," in *WOOT@ USENIX Security Symposium*, 2018.
- [28] I. Lebedev, K. Hogan, and S. Devadas, "Secure boot and remote attestation in the sanctum processor," in *2018 IEEE 31st Computer Security Foundations Symposium (CSF)*. IEEE, 2018, pp. 46–60.
- [29] I. Lebedev, K. Hogan, J. Drean, D. Kohlbrenner, D. Lee, K. Asanović, D. Song, and S. Devadas, "Sanctorum: A lightweight security monitor for secure enclaves," in *2019 Design, Automation & Test in Europe Conference & Exhibition (DATE)*. IEEE, 2019, pp. 1142–1147.
- [30] D. Lee, D. Kohlbrenner, S. Shinde, K. Asanović, and D. Song, "Keystone: An open framework for architecting trusted execution environments," in *Proceedings of the Fifteenth European Conference on Computer Systems*, 2020, pp. 1–16.
- [31] D. Lie, C. Thekkath, M. Mitchell, P. Lincoln, D. Boneh, J. Mitchell, and M. Horowitz, "Architectural Support for Copy and Tamper Resistant Software," in *Proceedings of the 9th Int'l Conference on Architectural Support for Programming Languages and Operating Systems (ASPLOS-IX)*, November 2000, pp. 168–177.
- [32] M. Lipp, M. Schwarz, D. Gruss, T. Prescher, W. Haas, A. Fogh, J. Horn, S. Mangard, P. Kocher, D. Genkin, Y. Yarom, and M. Hamburg, "Meltdown: Reading kernel memory from user space," in *27th USENIX Security Symposium (USENIX Security 18)*, 2018.
- [33] G. Maisuradze and C. Rossow, "ret2spec: Speculative execution using return stack buffers," in *Proceedings of the 2018 ACM SIGSAC Conference on Computer and Communications Security*, 2018, pp. 2109–2122.
- [34] F. McKeen, I. Alexandrovich, A. Berenzon, C. V. Rozas, H. Shafi, V. Shanbhogue, and U. R. Savagaonkar, "Innovative instructions and software model for isolated execution," *HASP*, 2013.
- [35] micropython, "The micropython project," <https://github.com/micropython/micropython>, 2023, accessed on 07.02.2023.
- [36] moxie0, "Technology preview: Private contact discovery for signal," <https://signal.org/blog/private-contact-discovery/>, 2017, accessed on 28.04.2023.
- [37] P. Nasahl, R. Schilling, M. Werner, and S. Mangard, "Hector-v: A heterogeneous cpu architecture for a secure risc-v execution environment," in *Proceedings of the 2021 ACM Asia Conference on Computer and Communications Security*, 2021, pp. 187–199.
- [38] H. Omar and O. Khan, "Ironhide: A secure multicore that efficiently mitigates microarchitecture state attacks for interactive applications," in *IEEE International Symposium on High Performance Computer Architecture, HPCA 2020, San Diego, CA, USA, February 22–26, 2020*. IEEE, 2020, pp. 111–122. [Online]. Available: <https://doi.org/10.1109/HPCA47549.2020.00019>
- [39] orlp, "Ed25519 github repository," <https://github.com/orlp/ed25519>, 2017, accessed on 07.02.2023.
- [40] S. Pinto and N. Santos, "Demystifying arm trustzone: A comprehensive survey," *ACM Computing Surveys (CSUR)*, vol. 51, no. 6, pp. 1–36, 2019.
- [41] H. Raj, S. Saroiu, A. Wolman, R. Aigner, J. Cox, P. England, C. Fenner, K. Kinshumann, J. Loeser, D. Mattoon *et al.*, "ftpm: A software-only implementation of a tpm chip," in *USENIX Security Symposium*, vol. 16, 2016, pp. 841–856.
- [42] randall signal, "Introducing signal pins," <https://signal.org/blog/signal-pins/>, 2020, accessed on 28.04.2023.
- [43] K. Ryan, "Hardware-backed heist: Extracting ecDSA keys from qualcomm's trustzone," in *Proceedings of the 2019 ACM SIGSAC Conference on Computer and Communications Security*, 2019, pp. 181–194.
- [44] G. Saiteshwar and M. K. Qureshi, "Cleanupspec: An "undo" approach to safe speculation," in *Proceedings of the 52nd Annual IEEE/ACM International Symposium on Microarchitecture*, 2019, pp. 73–86.
- [45] M. Schwarz, M. Schwarzl, M. Lipp, J. Masters, and D. Gruss, "Netspectre: Read arbitrary memory over network," in *Computer Security—ESORICS 2019: 24th European Symposium on Research in Computer Security, Luxembourg, September 23–27, 2019, Proceedings, Part I 24*. Springer, 2019, pp. 279–299.
- [46] A. SEV-SNP, "Strengthening vm isolation with integrity protection and more," *White Paper*, January, 2020.
- [47] J. Stecklina and T. Prescher, "Lazyfp: Leaking fpu register state using microarchitectural side-channels," *arXiv preprint arXiv:1806.07480*, 2018.
- [48] G. Suh, D. Clarke, B. Gassend, M. van Dijk, and S. Devadas, "AEGIS: architecture for tamper-evident and tamper-resistant processing," in *Proceedings of the 17th annual international conference on Supercomputing*. ACM Press New York, NY, USA, 2003, pp. 160–171.
- [49] J. Van Bulck, M. Minkin, O. Weisse, D. Genkin, B. Kasikci, F. Piessens, M. Silberstein, T. F. Wenisch, Y. Yarom, and R. Strackx, "Foreshadow: Extracting the keys to the intel {SGX} kingdom with transient out-of-order execution," in *27th {USENIX} Security Symposium ({USENIX} Security 18)*, 2018, pp. 991–1008.
- [50] J. Van Bulck, D. Moghimi, M. Schwarz, M. Lippi, M. Minkin, D. Genkin, Y. Yarom, B. Sunar, D. Gruss, and F. Piessens, "Lvi: Hijacking transient execution through microarchitectural load value injection," in *2020 IEEE Symposium on Security and Privacy (SP)*. IEEE, 2020, pp. 54–72.
- [51] S. van Schaik, A. Kwong, D. Genkin, and Y. Yarom, "Sgx: How sgx fails in practice," 2020.
- [52] Y. Wang, A. Ferraiuolo, and G. E. Suh, "Timing channel protection for a shared memory controller," in *2014 IEEE 20th International Symposium on High Performance Computer Architecture (HPCA)*. IEEE, 2014, pp. 225–236.
- [53] A. Waterman, Y. Lee, R. Avizienis, D. A. Patterson, and K. Asanovic, "The risc-v instruction set manual volume 2: Privileged architecture version 1.7," University of California at Berkeley Berkeley United States, Tech. Rep., 2015.
- [54] O. Weisse, I. Neal, K. Loughlin, T. F. Wenisch, and B. Kasikci, "Nda: Preventing speculative execution attacks at their source," in *Proceedings of the 52nd Annual IEEE/ACM International Symposium on Microarchitecture*, 2019, pp. 572–586.
- [55] Wikipedia, "Internet mix," https://en.wikipedia.org/wiki/Internet_Mix, 2023, accessed on 07.02.2023.
- [56] M. Yan, J. Choi, D. Skarlatos, A. Morrison, C. Fletcher, and J. Torrellas, "Invispec: Making speculative execution invisible in the cache hierarchy," in *2018 51st Annual IEEE/ACM International Symposium on Microarchitecture (MICRO)*. IEEE, 2018, pp. 428–441.
- [57] J. Yu, M. Yan, A. Khyzha, A. Morrison, J. Torrellas, and C. W. Fletcher, "Speculative taint tracking (stt) a comprehensive protection for speculatively accessed data," in *Proceedings of the 52nd Annual IEEE/ACM International Symposium on Microarchitecture*, 2019, pp. 954–968.
- [58] F. Zhang, E. Cecchetti, K. Croman, A. Juels, and E. Shi, "Town crier: An authenticated data feed for smart contracts," in *Proceedings of the 2016 aCM SIGSAC conference on computer and communications security*, 2016, pp. 270–282.