

Revolutionizing Cyber Threat Detection with Large Language Models

Mohamed Amine Ferrag, Mthandazo Ndhlovu, Norbert Tihanyi, Lucas C. Cordeiro, Merouane Debbah, and Thierry Lestable
Technology Innovation Institute, 9639 Masdar City, Abu Dhabi, UAE
Email: firstname.lastname@tii.ae

Abstract—Natural Language Processing (NLP) domain is experiencing a revolution due to the capabilities of Pre-trained Large Language Models (LLMs), fueled by ground-breaking Transformers architecture, resulting into unprecedented advancements. Their exceptional aptitude for assessing probability distributions of text sequences is the primary catalyst for outstanding improvement of both the precision and efficiency of NLP models. This paper introduces for the first time SecurityLLM, a pre-trained language model designed for cybersecurity threats detection. The SecurityLLM model is articulated around two key generative elements: SecurityBERT and FalconLLM. SecurityBERT operates as a cyber threat detection mechanism, while FalconLLM is an incident response and recovery system. To the best of our knowledge, SecurityBERT represents the inaugural application of BERT in cyber threat detection. Despite the unique nature of the input data and features, such as the reduced significance of syntactic structures in content classification, the suitability of BERT for this duty demonstrates unexpected potential, thanks to our pioneering study. We reveal that a simple classification model, created from scratch, and consolidated with LLMs, exceeds the performance of established traditional Machine Learning (ML) and Deep Learning (DL) methods in cyber threat detection, like Convolutional Neural Networks (CNN) or Recurrent Neural Networks (RNN). The experimental analysis, conducted using a collected cybersecurity dataset, proves that our SecurityLLM model can identify fourteen (14) different types of attacks with an overall accuracy of 98%

Index Terms—Security, Attacks Detection, Generative AI, FalconLLM, BERT, Large Language Models.

I. INTRODUCTION

The increasing number of cyber threats has presented significant challenges to the security of various systems and networks [1]. As adversaries consistently evolve their tactics, the need for advanced and effective detection mechanisms becomes paramount. In this context, natural language processing (NLP) techniques have emerged as an intriguing potential for cyber threat detection [2]. Among these techniques, the Bidirectional Encoder Representations from the Transformers (BERT) model [3] received substantial attention due to its exceptional ability to capture contextual information from text sequences.

BERT, a pre-trained transformer-based language model, has exceptionally succeeded in various NLP tasks. Its core potential to comprehend the multiple dependencies and variations within the sequence has led to its investigation into cyber threat identification. By exploiting BERT's contextual understanding, security researchers have found unique techniques to handle diverse cybersecurity concerns [4].

Recently researchers are studying the utilization of BERT and the adaptation of pre-trained language models, in diverse

areas of cybersecurity, including malware detection in Android applications, identification of spam emails, intrusion detection in automotive systems, and anomaly detection in system logs [5]–[7]. The primary contribution of this work is treating input data as sequential information and then leveraging the power of transformer models. The findings demonstrate the versatility of BERT for cyber threat detection and its potential to combat emergent security challenges.

This paper proposes a novel network-based cyber threat detection method that leverages the LLM model for detecting the ever-evolving cyber threat landscape. The aim is to provide a proper textual representation of traffic flow data to leverage the potential of LLM in identifying massive contextual representations. This textual representation must ensure accurate threat detection and data privacy protection. We aim to propose future directions for advancing the cyber threat detection field by leveraging the transformer models' feature.

Our original contributions are as follows:

- Our research introduces a novel privacy-preserving encoding approach called Fixed-Length Language Encoding (FLLE). By combining FLLE with the Byte-level Byte-Pair Encoder (BBPE) Tokenizer, we can effectively represent text traffic data in a structured manner. Through the implementation of this technique, we have achieved significant performance improvements compared to using text data with varying sizes.
- We implement and train the BERT architecture from scratch on encoded data for multi-category classification.
- We adopt FalconLLM as an incident response and recovery system to analyze the cyber threat and propose solutions.
- We evaluate the efficiency of our proposed approach using an IoT cyber security dataset. Based on our experimental analysis, our approach successfully detects fourteen (14) distinct types of attacks with an impressive overall accuracy of 98%.

The remainder of this paper is organized as follows: Section II delves into the related work. Subsequently, Section III outlines the significant steps involved in developing SecurityLLM, encompassing two keystone elements: SecurityBERT and FalconLLM. In Section IV, we evaluate the performance of the SecurityLLM model. Lastly, we conclude our research and provide insight into potential future research directions of interest in Section V.

II. RELATED WORK

Our study investigates how Large Language Models (LLMs) can be effectively leveraged for network-based cyber threat detection. Reviewing recent studies, we highlight key similarities and advancements in Bidirectional Encoder Representations from Transformers (BERT) applications addressing cyber threats. A noteworthy study by Alkhatib *et al.* [8] demonstrated the feasibility of using BERT for learning the sequence of arbitration identifiers (IDs) in a Controller Area Network (CAN) via a "masked language model" unsupervised training objective. They proposed the CAN-BERT transformer model for anomaly detection in current automotive systems and showed that the BERT model outperforms its predecessors regarding accuracy and F1-score. Similarly, Rahali *et al.* [5] applied BERT to the static analysis of Android application source code, using preprocessed features to identify existing malware. They used BERT to comprehend the contextual relationships of code words and classify them into representative malware categories. Their results further underscored the high performance of transformer-based models in malicious software detection.

Chen *et al.* [7] introduced BERT-Log, an approach for anomaly detection and fault diagnosis in large-scale computer systems that treat system logs as natural language sequences. They leveraged a pre-trained BERT model to learn the semantic representation of normal and anomalous logs, fine-tuning the model with a fully connected neural network to detect abnormalities. Seyyar *et al.* [6] proposed a model for detecting anomalous HTTP requests in web applications, employing DL techniques and NLP. In a distinct approach, Aghaei *et al.* [9] presented SecureBERT, a language model specifically tailored for cybersecurity tasks, focusing on Cyber Threat Intelligence (CTI) and automation. The SecureBERT model offers a practical way of transforming natural language CTI into machine-readable formats, thereby minimizing the necessity for labor-intensive manual analysis. The authors devised a unique tokenizer and a method for adjusting pre-trained weights to ensure that SecureBERT understands general English and cybersecurity-related text. However, SecureBERT is not designed to process network-based cyber threat attacks.

The aforementioned studies leverage pre-trained BERT models and customize them to meet their unique security needs, either by fine-tuning or using them as feature generators. These models benefit from the textual form and sequential nature of their security-related data, including sources such as code, emails, and log sequences. These studies effectively utilize BERT's ability to comprehend contextual relationships within sequences to carry out precise detection and classification tasks. However, to the best of our knowledge, no study has explored building a BERT model from scratch specifically for network-based cyber threat detection. This is a significant consideration given the unique nature of the input data and attributes in this field, such as the decreased importance of syntactic structures in content identification.

III. SECURITYLLM MODEL

This section presents the important steps of SecurityLLM, which comprises two key elements: SecurityBERT and Fal-

conLLM. SecurityBERT operates as a cyber threat detection mechanism, while FalconLLM is an incident response and recovery system. The integration of FalconLLM and SecurityBERT, two distinct techniques, can improve the identification of network-based threats, as we will show in Section IV. Figure 1 hereafter the workflow of SecurityLLM.

A. SecurityBERT model

1) *Cyber Security Data Collection:* We start by collecting cyber security data through a variety of open-source databases and repositories for cybersecurity incidents and threats. Examples include the Common Vulnerabilities and Exposures (CVE) database, Open Web Application Security Project (OWASP), and many others for network security [10]. There are also open-source datasets for specific threats, like phishing or malware. In our research, we utilized data from the EdgeIIoTset dataset [11], a publically available resource. This dataset contains fourteen (14) attacks related to the Internet of Things (IoT) and Industrial IoT (IIoT) connectivity protocols, categorized into five threats: DoS/D-DoS attacks, Information gathering, Man-in-the-middle (MITM), Injection attacks, and Malware attacks. The DoS/DDoS attack category encompasses TCP SYN Flood, UDP flood, HTTP flood, and ICMP flood attacks. The Information Gathering category includes attacks like port scanning, operating system fingerprinting, and vulnerability scanning. MITM attacks include tactics such as DNS Spoofing and ARP Spoofing. Injection attacks feature Cross-Site Scripting (XSS), SQL injection, and file-uploading attacks. Lastly, the Malware category covers backdoors, password crackers, and ransomware attacks.

2) *Relevant features extraction:* Given a PCAP file with a network traffic log, we extract relevant features from a specific time window and return them in a structured format suitable for analysis. Specifically, we identify and separate each network flow in the PCAP file. For each flow identified, we extract a set of predefined features. Then, we organize the extracted features into a CSV file format for analysis. Our initial exploration involved removing null features, resulting in the discovery of 61 out of the initial 1176 features.

3) *Textual representation:* To leverage the power of LLM, we process the dataset, comprising numerical and categorical values, and transform it into textual representation. Specifically, we added context to the data by incorporating column names and concatenating them with their respective values. Each new value is hashed and combined with other hashed values within the same instance, resulting in the generation of a sequence. This sequence offers a fixed-length representation of network data while maintaining privacy. By applying this textual representation mechanism, we introduce a novel encoding technique called Fixed-Length Language Encoding (FLLE), which can be described as follows:

FLLE description: Let us define a DataFrame denoted by D_f as a matrix with i rows and j columns. Here, $D_f[i, j]$ represents the matrix element at the intersection of the i th row and j th column in DataFrame D_f . We denote the i th row of D_f by $r_i = D_f[i, :]$. In D_f , the first row contains the column names, which serve as labels or identifiers for each column.

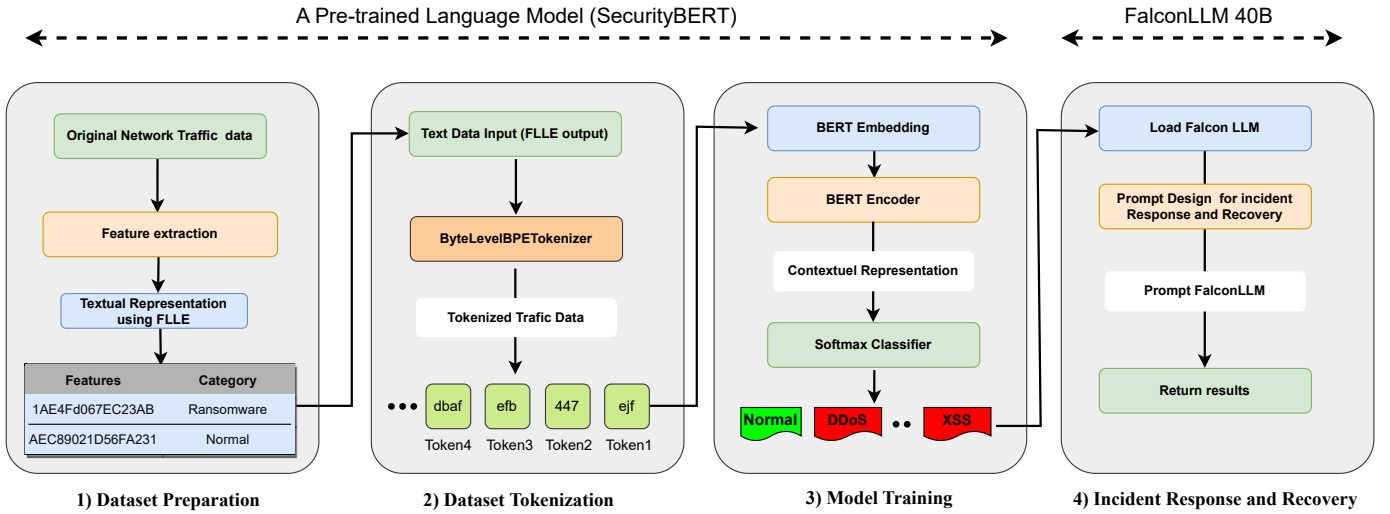


Fig. 1: Workflow of our SecurityLLM: Leveraging Contextualized Text Representations for Accurate Semantic Analysis

We denote these column names as c_j , where j represents the column index, i.e., $D_f[1, j] = c_j$.

Let us define $s(i, j)$ as a concatenation operation where the column name c_j , a dollar sign, and the value of the column j th in the $(i+1)$ th row r_i are concatenated into a single string, excluding the first row which contains the column names i.e.,

$$s(i, j) = c_j \parallel \$ \parallel D_f[i + 1, j] \quad (1)$$

Next, define $H(x)$ as a hashing operation on a string x and let L be a list where each element of the list is separated by a space, i.e., $L = \{l_1 l_2 l_3 \dots l_k\}$.

Then, the textual representation of each row i in the DataFrame D_f can be expressed as follows:

$$L \leftarrow L \cup \{H(s(i, n))\} \quad \forall (1 \leq n \leq j) \quad (2)$$

By repeating this procedure for each row, we obtain a new DataList denoted as \mathcal{DL} . In \mathcal{DL} , each row represents an L list, i.e.;

$$\mathcal{DL} = \begin{bmatrix} L_1 = [H(s(1, 1)) H(s(1, 2)) \dots H(s(1, j))] \\ L_2 = [H(s(2, 1)) H(s(2, 2)) \dots H(s(2, j))] \\ \vdots \\ L_i = [H(s(i, 1)) H(s(i, 2)) \dots H(s(i, j))] \end{bmatrix}$$

In other words, the DataList \mathcal{DL} is a list of lists where each inner list contains the hashed, concatenated column values for each row in the DataFrame. The FFLE algorithm can be seen in Algorithm (1). Figure 2 showcases an example of a simple DataList creation.

4) *Byte-level BPE (BBPE) Tokenizer*: We adopt the ByteLevelBPETokenizer, a tokenizer class in the Hugging Face Transformers library for tokenizing text into subword units first used for GPT 2 [12]. It is based on the Byte-Pair Encoding (BPE) algorithm, a data compression technique that replaces the most frequent pair of consecutive bytes in a sequence with a single, unused byte [13]. The

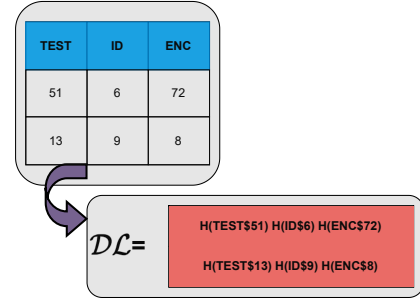


Fig. 2: Creating DataList example

Algorithm 1 Fixed-Length Language Encoding

Require: DataFrame D_f with i rows and j columns

```

1: procedure FLLE( $D_f$ )
2:    $\mathcal{DL} \leftarrow []$       ▷ Initialize  $\mathcal{DL}$  to be an empty list
3:   for  $m = 1$  to  $i$  do    ▷ Iterate through each row in  $D_f$ 
4:      $L \leftarrow []$       ▷ Initialize  $L$  to be an empty list
5:     for  $n = 1$  to  $j$  do    ▷ Iterate through each column
6:        $L \leftarrow H(s(m, n))$  ▷ Append  $H(s(m, n))$  to  $L$ 
7:     end for
8:      $\mathcal{DL} \leftarrow L$       ▷ Append  $L$  to  $\mathcal{DL}$ 
9:   end for
10:  return  $\mathcal{DL}$ 
11: end procedure

```

ByteLevelBPETokenizer is particularly useful for handling out-of-vocabulary (OOV) words, which are not present in the tokenizer's vocabulary of human language [14]. By breaking down our language presentation of network traffic data into smaller subwords likely present in the tokenizer's vocabulary as a sequence of bytes, we can efficiently process traffic data by leveraging the power BERT.

The "TrainByteLevelBPETokenizer" procedure (Algorithm 2) starts by defining the directory path for text files. If the

directory doesn't exist, it's created. Next, an instance of the ByteLevelBPETokenizer is initialized. A new file in the directory above is opened for writing, and each row from the input *text_data* is written to this file, each row ending with a new line character. After all the text data is written, the file is closed. The procedure then defines the vocabulary size as 5000 and a list of special tokens. Lastly, the tokenizer is trained using the file name, vocabulary size, minimum frequency of 2, and special tokens list.

Algorithm 2 ByteLevelBPETokenizer Training

```

1: procedure TRAINBYTELEVELBPETOKENIZER(text_data)
2:   txt_files_dir ← "content/tmp/text_split"
3:   create directory txt_files_dir
4:   tokenizer ← new ByteLevelBPETokenizer
5:   file_name ← join txt_files_dir and
   'text_data.txt'
6:   open file_name for writing as file
7:   for each row in text_data['text'] do
8:     row ← row + newline
9:     write row to file
10:  end for
11:  close file
12:  vocab_size ← 5000
13:  special_tokens ← ["<s>", "<pad>", "</s>", "<unk>",
  "<mask>"]
14:  train tokenizer with file_name, vocab_size, minimum
  frequency 2, and special_tokens
15: end procedure

```

5) *SecurityBERT embedding*: The SecurityBERT embedding is presented by the Algorithm 3. The algorithm starts by setting the *chunk_size* to 5000. It then calculates the number of chunks, *num_chunks*, by dividing the length of the *eval_data* by *chunk_size*, and rounding up to the nearest integer. Two empty lists, *input_ids_eval* and *attention_masks_eval*, are initialized to hold the encoded input IDs and attention masks, respectively. The algorithm then enters a loop, iterating from 0 to *num_chunks*. This loop determines the start and end indices for each chunk of the *eval_data*. It retrieves a chunk of data using these indices and encodes each sequence in the chunk, storing the result in *encoded_seqs*. This encoded data is then unpacked into two components: *input_ids_chunk* and *attention_masks_chunk*. These components are appended to the *input_ids_eval* and *attention_masks_eval* lists. Once all chunks have been processed, the algorithm concatenates all the input IDs and attention masks in *input_ids_eval* and *attention_masks_eval* respectively, along dimension 0, thereby creating a complete set of input IDs and attention masks for the evaluation data. The *input_ids_eval* and *attention_masks_eval* are important components of the input to transformer-based models.

- *input_ids_eval*: This is a sequence of integers representing the input data after being tokenized. Each integer maps to a token in the model's vocabulary.

- *attention_masks_eval*: These are used to inform the model about which tokens should be attended to, and which should not. In many cases, sequences are padded with special tokens to make all sequences the same length for batch processing. Attention masks prevent the model from attending to these padding tokens. Typically, an attention mask has the same length as the corresponding *input_ids* sequence and contains a 1 for real tokens and a 0 for padding tokens.

Algorithm 3 Encode Evaluation Data Sequences

```

1: chunk_size ← 5000
2: num_chunks ← ⌈ $\frac{\text{len}(\text{eval\_data})}{\text{chunk\_size}}$ ⌉
3: Initialize input_ids_eval, attention_masks_eval as
  empty lists
4: for i = 0 to num_chunks do
5:   start_idx ← i × chunk_size
6:   end_idx ← (i + 1) × chunk_size
7:   chunk ← eval_data[start_idx : end_idx]
8:   Encode each sequence in chunk as encoded_seqs
9:   Unpack input_ids_chunk,
   attention_masks_chunk from encoded_seqs
10:  Add input_ids_chunk, attention_masks_chunk to
   input_ids_eval, attention_masks_eval
11: end for
12: Concatenate the input IDs and attention masks as
   input_ids_eval, attention_masks_eval

```

6) *Contextual representation*: We adopted the BERT architecture, which leverages transformers for textual representation and cyber threat classification. Specifically, we pre-trained SecurityBERT using our tokenized dataset. In this process, SecurityBERT takes each token from the tokenized text and represents it as an embedding vector, denoted as $X \in R^d$, where d represents the dimensionality of the embedding space. Then SecurityBert utilizes a transformer-based architecture consisting of multiple encoder layers. Each encoder layer comprises multi-head self-attention mechanisms and position-wise feed-forward neural networks. The self-attention mechanism [15] allows the model to capture dependencies and relationships between different words within a sentence, facilitating contextual understanding. The self-attention mechanism in BERT can be mathematically expressed as follows:

$$\text{Attention}(Q, K, V) = \text{softmax}\left(\frac{QK^T}{\sqrt{d_k}}\right)V \quad (3)$$

where Q , K , and V are the query, key, and value matrices, respectively, and d_k represents the dimensionality of the keys vector.

Through self-attention, BERT encodes contextual representations by capturing the importance of different words within a sentence based on their semantic relationships and syntactic relationships. The resulting contextual embeddings are obtained through feed-forward operations and layer normalization.

Cyber Threats detected by SecurityBERT

SecurityBERT has detected cyber threats, namely, Ransomware attacks and DDoS attacks. Proposes an incident response and recovery system.

FalconLLM model incident response and recovery output

As an AI language model, I can suggest some incident response and recovery systems to protect against Ransomware attacks, DDoS attacks, and other cyber threats. Here are some best practices:

- 1- Regularly backup data: This is the most important step in incident response. Back up your data to an external hard drive, cloud storage, or both. This ensures that your data is always safe and protected, even if a cyber-attack occurs.
- 2- Train employees: Train employees on how to detect and respond to cyber-attacks. Educate them on how to spot phishing emails and suspicious links. Encourage them to report suspicious activity to the IT or security teams.
- 3- Use firewalls and antivirus software: Use firewalls and antivirus software to protect your network and devices from cyber-attacks. This software can detect and block malicious traffic and malware.
- 4- Implement a disaster recovery plan: Implement a disaster recovery plan that outlines how to respond to a cyber-attack. This plan should include steps to isolate the affected systems, restore data, and get the business back up and running.
- 5- Monitor network activity: Monitor network activity for suspicious traffic or unusual patterns. Use network monitoring tools to detect potential threats and take action before they become a bigger problem.
- 6- Use two-factor authentication: Use two-factor authentication to secure your accounts and devices. This makes it harder for attackers to access your data and systems.

Fig. 3: Incident response and recovery example generated by FalconLLM (Example 1)

7) *Training SecurityBERT*: The training of SecurityBERT involves several crucial steps, each carefully calibrated to ensure optimal performance in security-centric tasks. These steps include data collection and preprocessing, tokenizer training, model configuration, and the training process itself. The tokenizer for SecurityBERT is trained through a series of steps, which can be mathematically represented as follows:

- **Text Normalization:**

$$n(D) = \{n(d) | d \in D\} \quad (4)$$

In this function, $n(D)$ represents the normalization process applied to each document d in the set of all documents D . Text normalization typically involves converting all text to lowercase, removing punctuation, and sometimes even stemming or lemmatizing words (reducing them to their root form).

- **Tokenization:**

$$t(d) = \{t(w) | w \in d, d \in D\} \quad (5)$$

The tokenization function $t(d)$ breaks down each document d in the set D into its constituent words or tokens w . These tokens are the basic units of text that a machine-learning model can understand and process.

- **Frequency Filtering:**

$$f(D, F) = \{w \in D | \text{freq}(w, D) \geq F\} \quad (6)$$

This function $f(D, F)$, defines a High-Pass filter, cutting out tokens w that have a frequency of occurrence, $\text{freq}(w, D)$ less than the minimum frequency F in the set

of all documents D . This is to remove rare words that might not provide much informational value for further processing or model training.

- **Vocabulary Creation:**

$$v(D, V) = \{w | w \in D, \text{rank}(w, D) \leq V\} \quad (7)$$

Here, the function $v(D, V)$ creates a vocabulary by choosing the top V words w from the set of all documents D based on their frequency rank $\text{rank}(w, D)$. This forms the vocabulary that the model will recognize.

- **Special Token Addition:**

$$v' = v \cup S \quad (8)$$

This states that the new vocabulary, v' , is a union of the original vocabulary v and the set of special tokens S . These special tokens typically include markers for the start and end of sentences, unknown words, padding, etc., and are essential for certain SecurityBERT operations.

- **Tokenizer Training:**

$$T_d = \text{map}(v') \quad (9)$$

Finally, the function $\text{map}(v')$ trains the tokenizer T_d . The trained tokenizer now maps future text inputs to the established vocabulary v' , effectively turning unstructured text into a form that the SecurityBERT can process. The trained tokenizer T_d can take any text segment from the document ' d ' and turn it into a series of tokens that SecurityBERT can understand.

These steps allow us to transform the raw text into a numerical representation that SecurityBERT can process effectively.

8) *Cyber threat detection*: After the pre-training stage, we fine-tuned SecurityBERT for the cyber threat detection classification task. We added one linear layer followed by a Softmax activation function on top of the pre-trained SecurityBERT model, and the entire network is fine-tuned using our labeled data. This process enables SecurityBERT to adapt its learned contextual representations to the specific requirements of threat detection, leading to improved performance.

B. FalconLLM model

After the detection of cyber threats using SecurityBERT model, we adopt FalconLLM¹ as an incident response and recovery system. FalconLLM is an open-source large language model on Hugging Face² and has dominated the top place on the Open Source LLM Leaderboard (15/06/2023). FalconLLM is an autoregressive decoder-only model with 40 billion parameters that was trained on a whopping 1 trillion tokens. The training process carried out over two months, utilized 384 GPUs on AWS. The data used for pretraining Falcon was gathered from public web crawls, forming the basis of its pretraining dataset, so-called RefinedWeb (RW).

FalconLLM's sophisticated language understanding capabilities can be harnessed to analyze and interpret complex threat data from various sources. It can read through and comprehend vast amounts of textual logs from security systems, incident

¹<https://falconllm.tii.ae/>

²<https://huggingface.co/tiiuae/falcon-40b-instruct>

reports, and other sources, extracting relevant information and identifying patterns that may signal a cyber threat. Once a potential incident has been identified, FalconLLM can help determine the threat’s severity and potential impact by comparing it against its vast internal knowledge database. Then, it can propose potential mitigation strategies and recovery procedures, guiding the response team through a carefully outlined step-by-step process. FalconLLM’s ability to continuously learn from new data can also help improve the response process. It can retrospectively analyze past incidents, identify gaps in response procedures, and recommend adjustments. This proactive and iterative approach allows for a faster, more efficient incident response and recovery process, minimizing potential damages caused by cyber threats. Figures 3, 4, 5, and 6 present examples of how FalconLLM can be used as an incident response and recovery system against cyber threats detected by the SecurityBERT model.

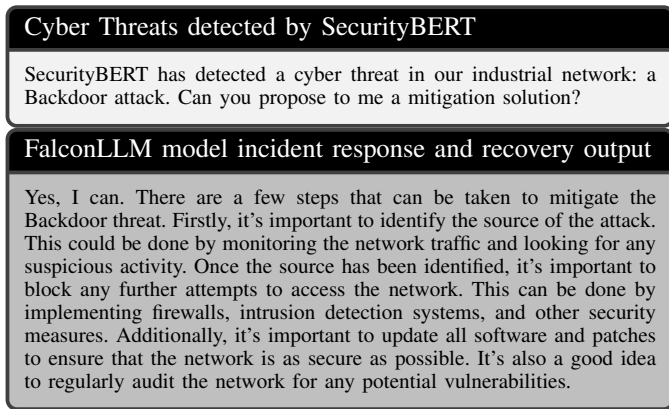


Fig. 4: A mitigation solution generated by FalconLLM (Example 2)

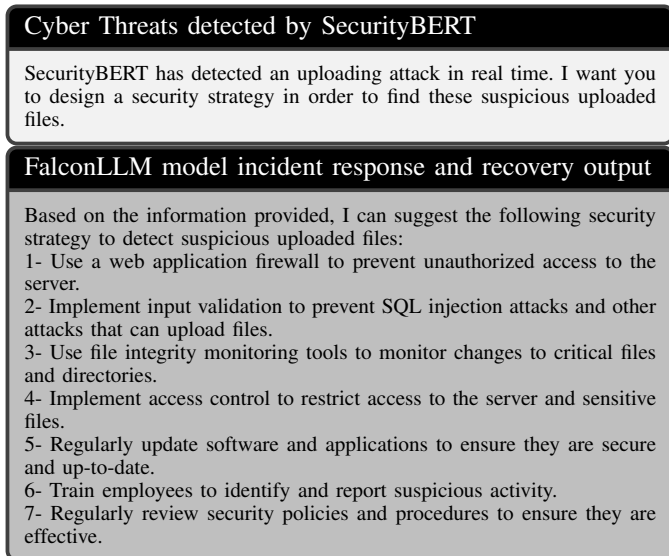


Fig. 5: A security strategy generated by FalconLLM (Example 3)

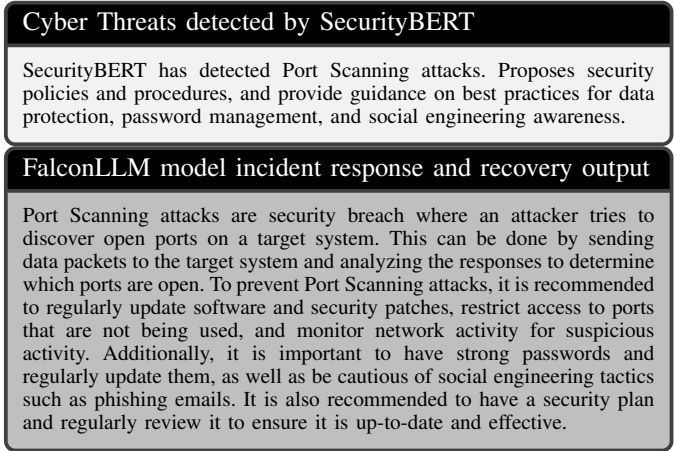


Fig. 6: Security policies and procedures generated by FalconLLM (Example 4)

The functionality of FalconLLM can be conceptualized mathematically by modeling its core components as variables. These essential elements in the FalconLLM process flow are outlined below:

- **Data Inputs (DI):** This signifies the unprocessed textual logs derived from security systems, incident reports, and various other data sources, which FalconLLM subjects to analysis.
- **Threat Detection (TD):** This step extracts pertinent information and identifies patterns that indicate a cyber threat.
- **Threat Assessment (TA):** This step evaluates a threat’s severity and potential ramifications by contrasting it against FalconLLM’s proprietary knowledge database.
- **Mitigation Strategy Proposal (MSP):** This constitutes the suggested countermeasures and recovery methods.
- **Learning Process (LP):** This encompasses FalconLLM’s capability to learn and adapt from newly encountered data constantly.
- **Incident Analysis and Improvement (IAI):** This is FalconLLM’s method of retrospectively analyzing past incidents and making improvements.
- **Damage Minimization (DM):** The primary aim of FalconLLM is to mitigate the potential impact of cyber threats detected by the SecurityBERT model, thereby enhancing overall cybersecurity.

The mathematical abstraction of FalconLLM’s process can be presented as follows:

$$DM = f(DI, TD, TA, MSP, LP, IAI) \quad (10)$$

In this formula, f denotes the operation executed by FalconLLM.

IV. PERFORMANCE EVALUATION

In this section, we evaluate the performance of our proposed model, SecurityLLM, through rigorous testing and comparative analysis. We initiate the discussion by detailing the configuration and the inherent parameters of the SecurityLLM,

which are optimized to ensure maximum performance and efficiency. Then, we focus on the experimental results that demonstrate the effectiveness of SecurityLLM in classifying various network attack classes.

A. Configuration of SecurityLLM

Table II presents the distribution of different types of cyber attack samples across training and evaluation data sets. The SecurityLLM model, as presented in Table I, is configured with several unique parameters designed to optimize its performance and functionality. The model uses a Byte-Pair Encoding Tokenizer, which provides a reliable and effective means of splitting input data into manageable tokens. The training data utilized by the model amounts to 661,767,168 tokens, with a limited vocabulary size of 5000. The minimum token frequency for SecurityLLM is set at 2, while the model supports a maximum sequence length of 737 and a minimum sequence length of 619. The truncation settings limit the sequence length to a maximum 512, ensuring data consistency and model stability. Special tokens used by the model include <s>, <pad>, </s>, <unk>, and <mask>. Regarding processing power, SecurityLLM works with a batch size of 128 and a hidden size of 128. The model architecture comprises two hidden layers and utilizes four attention heads to process the input data. The intermediate size is set at 512, and the maximum position embeddings at 512, providing enough room for extensive and complex computations. The model can identify and respond to 14 different attacks, demonstrating its versatility and broad applicability. The SecurityLLM is based on 11,174,415 parameters that are fine-tuned for optimal performance. Lastly, the model runs on an Nvidia A100 GPU, a powerful hardware accelerator that enables rapid data processing and real-time response capabilities.

TABLE I: Configuration of SecurityLLM

Parameter	Value
Tokenizer type	Byte-Pair Encoding Tokenizer
Training data	661,767,168 tokens
Vocabulary size	5000
Minimum token frequency	2
Maximum sequence length	737
Minimum sequence length	619
Truncation settings	Max length=512
Special tokens	<s>, <pad>, </s>, <unk>, <mask>
Batch size	128
Hidden size	128
Number of hidden layers	2
Number of attention heads	4
Intermediate-size	512
Maximum position embeddings	512
Number of attacks	14
Total number of parameters	11,174,415
Hardware accelerator GPU	Nvidia A100

B. Experimental Results

Table III presents the detailed classification report for the SecurityLLM model. Precision, Recall, F1-Score, and Support measurements evaluated the model’s performance on various network attack classes. Figure 7 shows the accuracy and loss history during the SecurityLLM training changes over four

TABLE II: Data Distribution

Attack Type	Nb. of Samples	Train. Data	Eval. Data
Normal	1,615,643	1,292,514	323,129
DDoS_UDP	121,568	88,027	22,007
DDoS_ICMP	116,436	93,149	23,287
SQL_injection	51,203	40,962	10,241
Password	50,153	40,122	10,031
Vulnerability_scanner	50,110	40,088	10,022
DDoS_TCP	50,062	40,050	10,012
DDoS_HTTP	49,911	39,929	9,982
Uploading	37,634	30,107	7,527
Backdoor	24,862	19,890	4,972
Port_Scanning	22,564	18,051	4,513
XSS	15,915	12,732	3,183
Ransomware	10,925	8,740	2,185
MITM	1,214	320	80
Fingerprinting	1,001	801	200
Max Count	1,615,643	1,292,514	323,129

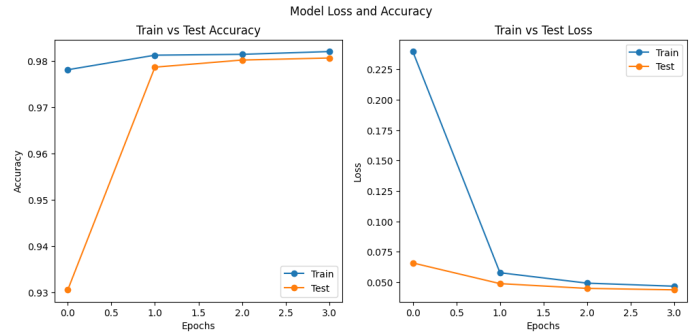


Fig. 7: Accuracy and loss history of SecurityLLM training in 4 epochs

TABLE III: Classification Report of SecurityLLM

Class	Precision	Recall	F1-Score	Support
Normal	1.00	1.00	1.00	323,129
DDoS_UDP	1.00	1.00	1.00	22,007
DDoS_ICMP	1.00	1.00	1.00	23,287
SQL_injection	0.85	0.83	0.84	10,241
Password	0.85	0.81	0.83	10,031
DDoS_TCP	1.00	1.00	1.00	10,012
DDoS_HTTP	0.89	0.99	0.94	9,982
Vul_scanner	1.00	0.94	0.97	10,022
Uploading	0.79	0.86	0.83	7,527
Backdoor	0.82	0.94	0.87	4,972
Port_Scanning	0.87	1.00	0.93	4,513
XSS	0.94	0.76	0.84	3,183
Ransomware	1.00	0.40	0.57	2,185
Fingerprinting	0.00	0.00	0.00	200
MITM	1.00	1.00	1.00	80
Macro Avg	0.87	0.84	0.84	441,371
Weighted Avg	0.98	0.98	0.98	441,371
Accuracy	0.98			

epochs. A visual depiction of the confusion matrix from the SecurityLLM classification is presented in Figure 8.

For the 'Normal' class and most types of DDoS attacks, including 'DDoS_UDP', 'DDoS_ICMP', and 'DDoS_TCP', the model achieved perfect scores in terms of precision, recall, and F1-score, showing a high accurate classification performance on these types. It is noteworthy to mention the high support count for the 'Normal' class, which amounts to 323,129 instances. The performance on 'SQL_injection', 'Password', 'DDoS_HTTP', 'Uploading', 'Backdoor', and

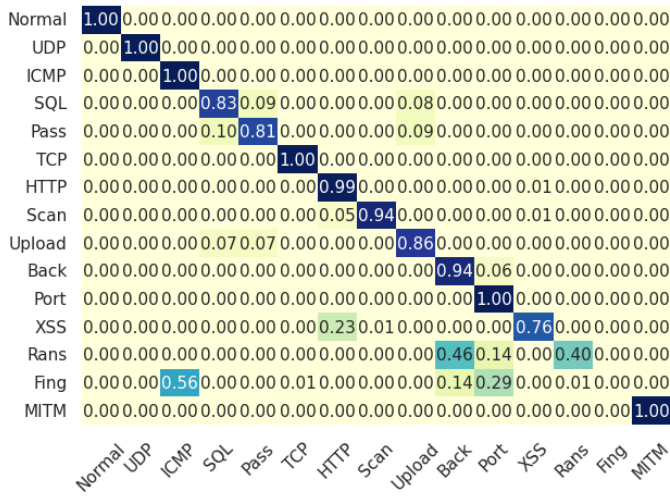


Fig. 8: Confusion matrix of SecurityLLM classification

TABLE IV: Comparison of SecurityLLM with traditional ML and Deep learning models

AI type	Security AI Model	Accuracy
Traditional ML	DT	67%
	RF	81%
	SVM	78%
	KNN	79%
Deep learning model	CNN	95%
	RNN	94%
	DNN	93%
	Transformer model	95%
Large language model	SecurityLLM	98%

DT: Decision Tree, RF: Random Forest, SVM: Support Vector Machines, KNN: K-Nearest Neighbors, CNN: Convolutional Neural Network, RNN: Recurrent Neural Network, and DNN: Deep Neural Network.

TABLE V: Comparison with recent works on cyber threat detection

Frameworks	Year	Detect	LLM	Recovery	PCAP
Rahali <i>et al.</i> [5]	2022	✗	✓	✗	✗
Aghaei <i>et al.</i> [9]	2022	✗	✓	✗	✗
Thapa <i>et al.</i> [3]	2022	✗	✓	✗	✗
Hamouda <i>et al.</i> [16]	2022	✓	✗	✗	✓
Friha <i>et al.</i> [17]	2022	✓	✗	✗	✓
Alkhatib <i>et al.</i> [8]	2022	✗	✓	✗	✗
Chen <i>et al.</i> [7]	2022	✗	✓	✗	✗
Seyyar <i>et al.</i> [6]	2022	✗	✓	✗	✗
Selvaraja <i>et al.</i> [18]	2023	✓	✗	✗	✓
Chen <i>et al.</i> [19]	2023	✗	✓	✗	✗
Douiba <i>et al.</i> [20]	2023	✓	✗	✗	✓
Jahangir <i>et al.</i> [21]	2023	✓	✗	✗	✓
Hu <i>et al.</i> [22]	2023	✓	✗	✗	✓
Friha <i>et al.</i> [23]	2023	✓	✗	✗	✓
Chakraborty <i>et al.</i> [24]	2023	✓	✗	✗	✓
Wang <i>et al.</i> [25]	2023	✓	✗	✗	✓
Liu <i>et al.</i> [26]	2023	✓	✗	✗	✓
Aouedi <i>et al.</i> [27]	2023	✓	✗	✗	✓
Our Work	2023	✓	✓	✓	✓

Detect : Cyber Threat Detection, LLM: Large Language Model, Recovery: Incident Response and Recovery, PCAP: Packet data of a network

✓: Supported, ✗: Not Supported.

'Port_Scanning' classes was relatively lower but still commendable, with F1-scores ranging from 0.83 to 0.94. Notably, 'DDoS_HTTP' and 'Port_Scanning' achieved a remarkably

high recall of 0.99 and 1.00 respectively, indicating that the model could identify almost all instances of these attacks when they occur. 'Vul_scanner' had a high precision and a slightly lower recall of 0.94, resulting in an F1-score of 0.97, showing good performance in identifying this type of attack. 'Ransomware' showed a high precision of 1.00, but with a significantly lower recall of 0.40, resulting in an F1-score of 0.57, suggesting that while the model made correct predictions for the 'Ransomware' class, it missed a significant portion of actual instances. The classes 'XSS' and 'MITM' showed good performance with F1-scores of 0.84 and 1.00, respectively, demonstrating that the model handled these classes well. Interestingly, the 'Fingerprinting' class had a precision, recall, and F1-score of 0, indicating a complete misclassification for these instances by the model. This area requires future work for improvement.

The average recall and F1-score were all 0.84 on the macro level. The weighted average was considerably higher at 0.98 for all three metrics, suggesting a good performance overall. The slight difference between these two averages may be due to the imbalanced nature of the dataset, as classes with larger support have a greater influence on the weighted average. The overall accuracy of the model, measuring the proportion of correct predictions made out of all predictions, was found to be 0.98, showing a high degree of the predictive power of the SecurityLLM model in identifying different types of network attacks.

Table IV presents the comparative accuracy of the proposed SecurityLLM, namely SecurityLLM, against the traditional Machine Learning (ML) models and Deep Learning (DL) models. Traditional ML models include Decision Tree (DT), Random Forest (RF), Support Vector Machines (SVM), and K-Nearest Neighbors (KNN). On the other hand, the Deep Learning models comprise Convolutional Neural Network (CNN), Recurrent Neural Network (RNN), Deep Neural Network (DNN), and Transformer models. Among traditional ML models, RF exhibits the highest accuracy of 81%, followed by KNN and SVM with respective accuracies of 79% and 78%. DT shows the lowest accuracy among traditional ML models at 67%. When we compare these models with Deep Learning models, a substantial improvement in accuracy can be observed. CNN and Transformer models both exhibit a top accuracy of 95%. RNN and DNN follow closely with accuracies of 94% and 93%, respectively. The most noteworthy observation, however, emerges from the SecurityLLM model, a Large Language Model variant. SecurityLLM achieves an accuracy of 98%, significantly surpassing all traditional ML and Deep Learning models in the comparison. This exceptional result underlines the efficacy of SecurityLLM for the intended application, confirming its superiority over traditional ML and advanced Deep Learning techniques regarding model accuracy. The superior performance of SecurityLLM suggests that Large Language Models can significantly improve accuracy for security-related tasks.

Table V provides a comparison of various recent works on cyber threat detection in terms of four key parameters: Cyber Threat Detection (Detect), utilization of Large Language Models (LLM), Incident Response and Recovery (Recovery),

and usage of Packet data of a network (PCAP). The majority of the research conducted in 2022, including [5], [9], and [8], integrated LLMs, but they did not support detection, recovery, nor did they utilize packet data. Nonetheless, [16] and [17] defied this norm by supporting cyber threat detection and leveraging packet data. On the other hand, the works in 2023, such as [18], [20], and [25], emphasize more on cyber threat detection and the use of packet data, but they largely lack in the application of large language models and do not provide incident response and recovery solutions. This shift in focus suggests a growing emphasis on threat detection and data packet utilization, potentially sidelining the usage of language models and incident recovery. However, our work investigated the implementation of SecurityLLM from scratch and supports all four components: cyber threat detection, large language models, incident response and recovery, and packet data of a network. This suggests a more comprehensive and holistic approach to cyber threat detection and response, potentially setting a new standard for future research and developments in this field.

V. CONCLUSION

This paper showcases the exceptional potential of LLM in cybersecurity, specifically through implementing SecurityLLM for threat detection and incident response. The innovative application of BERT architecture for cyber threat detection, embodied in SecurityBERT, demonstrated remarkable efficiency, contradicting initial assumptions regarding its incompatibility due to the reduced significance of syntactic structures. Moreover, the incorporation of FalconLLM resulted in a sophisticated incident response and recovery system. Experimental results underscored the superiority of this approach over conventional machine learning and deep learning models, including convolutional neural networks, deep learning networks, and recurrent neural networks. The SecurityLLM model, tested on a collected cybersecurity dataset, exhibited an outstanding capability to identify fourteen distinct types of attacks with an accuracy rate of 98%, thereby highlighting the transformative potential of LLMs in cybersecurity applications.

While this paper has made significant progress in advancing the use of LLMs in cybersecurity, future research directions can take several routes to further enhance these promising findings. One potential avenue involves fine-tuning and expanding the SecurityLLM model to enhance its performance across various attack types, incorporating adversarial attacks and more complex threats. In addition, due to the evolving nature of cyber threats, continuous updating and training of SecurityLLM model on the latest real-world datasets will be imperative to maintain its efficacy.

REFERENCES

- [1] N. Moustafa, N. Koroniotis, M. Keshk, A. Y. Zomaya, and Z. Tari, "Explainable intrusion detection for cyber defences in the internet of things: Opportunities and solutions," *IEEE Communications Surveys & Tutorials*, 2023.
- [2] S. Silvestri, S. Islam, S. Papastergiou, C. Tzagarakis, and M. Ciampi, "A machine learning approach for the nlp-based analysis of cyber threats and vulnerabilities of the healthcare ecosystem," *Sensors*, vol. 23, no. 2, p. 651, 2023.
- [3] C. Thapa, S. I. Jang, M. E. Ahmed, S. Camtepe, J. Pieprzyk, and S. Nepal, "Transformer-based language models for software vulnerability detection," in *Proceedings of the 38th Annual Computer Security Applications Conference*, 2022, pp. 481–496.
- [4] J. Devlin, M.-W. Chang, K. Lee, and K. Toutanova, "Bert: Pre-training of deep bidirectional transformers for language understanding," *arXiv preprint arXiv:1810.04805*, 2018.
- [5] A. Rahali and M. A. Akhloufi, "Malbert: Malware detection using bidirectional encoder representations from transformers*," *2021 IEEE International Conference on Systems, Man, and Cybernetics (SMC)*, pp. 3226–3231, 2021.
- [6] Y. E. Seyyar, A. G. Yavuz, and H. M. Ünver, "An attack detection framework based on bert and deep learning," *IEEE Access*, vol. 10, pp. 68 633–68 644, 2022.
- [7] S. Chen and H. Liao, "Bert-log: Anomaly detection for system logs based on pre-trained language model," *Applied Artificial Intelligence*, vol. 36, 2022.
- [8] N. Alkhatib, M. Mushtaq, H. Ghauch, and J.-L. Danger, "Can-bert do it? controller area network intrusion detection system based on bert language model," in *2022 IEEE/ACS 19th International Conference on Computer Systems and Applications (AICCSA)*. IEEE, 2022, pp. 1–8.
- [9] E. Aghaei, X. Niu, W. Shadid, and E. Al-Shaer, "Securebert: A domain-specific language model for cybersecurity," in *International Conference on Security and Privacy in Communication Systems*. Springer, 2022, pp. 39–56.
- [10] M. A. Ferrag, L. Maglaras, S. Moschyiannis, and H. Janicke, "Deep learning for cyber security intrusion detection: Approaches, datasets, and comparative study," *Journal of Information Security and Applications*, vol. 50, p. 102419, 2020.
- [11] M. A. Ferrag, O. Friha, D. Hamouda, L. Maglaras, and H. Janicke, "Edge-iiotset: A new comprehensive realistic cyber security dataset of iiot and iiot applications for centralized and federated learning," *IEEE Access*, vol. 10, pp. 40 281–40 306, 2022.
- [12] T. Wolf, L. Debut, V. Sanh, J. Chaumond, C. Delangue, A. Moi, P. Cistac, T. Rault, R. Louf, M. Funtowicz *et al.*, "Huggingface's transformers: State-of-the-art natural language processing," *arXiv preprint arXiv:1910.03771*, 2019.
- [13] Y. Shibata, T. Kida, S. Fukamachi, M. Takeda, A. Shinohara, T. Shinohara, and S. Arikawa, "Byte pair encoding: A text compression scheme that accelerates pattern matching," 1999.
- [14] A. Araabi, C. Monz, and V. Niculae, "How effective is byte pair encoding for out-of-vocabulary words in neural machine translation?" *arXiv preprint arXiv:2208.05225*, 2022.
- [15] A. Vaswani, N. Shazeer, N. Parmar, J. Uszkoreit, L. Jones, A. N. Gomez, Ł. Kaiser, and I. Polosukhin, "Attention is all you need," *Advances in neural information processing systems*, vol. 30, 2017.
- [16] D. Hamouda, M. A. Ferrag, N. Benhamida, and H. Seridi, "Ppss: A privacy-preserving secure framework using blockchain-enabled federated deep learning for industrial iiots," *Pervasive and Mobile Computing*, p. 101738, 2022.
- [17] O. Friha, M. A. Ferrag, L. Shu, L. Maglaras, K.-K. R. Choo, and M. Nafaa, "Felids: Federated learning-based intrusion detection system for agricultural internet of things," *Journal of Parallel and Distributed Computing*, vol. 165, pp. 17–31, 2022.
- [18] S. Selvarajan, G. Srivastava, A. O. Khadidos, A. O. Khadidos, M. Baza, A. Alshehri, and J. C.-W. Lin, "An artificial intelligence lightweight blockchain security model for security and privacy in iiot systems," *Journal of Cloud Computing*, vol. 12, no. 1, p. 38, 2023.
- [19] Y. Chen, Z. Ding, X. Chen, and D. Wagner, "Diversevul: A new vulnerable source code dataset for deep learning based vulnerability detection," *arXiv preprint arXiv:2304.00409*, 2023.
- [20] M. Douiba, S. Benkirane, A. Guezzaz, and M. Azrou, "An improved anomaly detection model for iiot security using decision tree and gradient boosting," *The Journal of Supercomputing*, vol. 79, no. 3, pp. 3392–3411, 2023.
- [21] H. Jahangir, S. Lakshminarayana, C. Maple, and G. Epiphaniou, "A deep learning-based solution for securing the power grid against load altering threats by iiot-enabled devices," *IEEE Internet of Things Journal*, 2023.
- [22] F. Hu, W. Zhou, K. Liao, H. Li, and D. Tong, "Towards federated learning models resistant to adversarial attacks," *IEEE Internet of Things Journal*, 2023.
- [23] O. Friha, M. A. Ferrag, M. Benbouzid, T. Berghout, B. Kantarci, and K.-K. R. Choo, "2df-ids: Decentralized and differentially private federated learning-based intrusion detection system for industrial iiot," *Computers & Security*, p. 103097, 2023.
- [24] C. Chakraborty, S. M. Nagarajan, G. G. Devarajan, T. Ramana, and R. Mohanty, "Intelligent ai-based healthcare cyber security system using

multi-source transfer learning method,” *ACM Transactions on Sensor Networks*, 2023.

- [25] X. Wang, C. Fang, M. Yang, X. Wu, H. Zhang, and P. Cheng, “Resilient distributed classification learning against label flipping attack: An admm-based approach,” *IEEE Internet of Things Journal*, 2023.
- [26] J. Liu, Y. Tang, H. Zhao, X. Wang, F. Li, and J. Zhang, “Cps attack detection under limited local information in cyber security: An ensemble multi-node multi-class classification approach,” *ACM Transactions on Sensor Networks*, 2023.
- [27] O. Aouedi and K. Piamrat, “F-bids: Federated-blending based intrusion detection system,” *Pervasive and Mobile Computing*, p. 101750, 2023.