

Tracking public attitudes toward ChatGPT on Twitter using sentiment analysis and topic modeling

Ratanond Koonchanok¹, Yanling Pan², and Hyeju Jang³

^{1,2}*These authors contributed equally to this work.*

¹Department of Human-Centered Computing, Indiana University–Purdue University Indianapolis

²Department of Biology, Indiana University–Purdue University Indianapolis

³Department of Computer and Information Science, Indiana University–Purdue University Indianapolis

Abstract

ChatGPT sets a new record with the fastest-growing user base, as a chatbot powered by a large language model (LLM). While it demonstrates state-of-the-art capabilities in a variety of language-generating tasks, it also raises widespread public concerns regarding its societal impact. In this paper, we utilize natural language processing approaches to investigate the public attitudes towards ChatGPT by applying sentiment analysis and topic modeling techniques to Twitter data. Our result shows that the overall sentiment is largely neutral to positive, which also holds true across different occupation groups. Among a wide range of topics mentioned in tweets, the most popular topics are *Artificial Intelligence*, *Search Engines*, *Education*, *Writing*, and *Question Answering*.

1 Introduction

ChatGPT has stormed the internet since its release and stirred public discord involving people from all areas of society. It reached 100 million monthly active users within 2 months of release¹, compared with 9 months for TikTok, 6 years for Twitter, and 75 years for the telephone.

ChatGPT is a large language model (LLM) developed by OpenAI. It works as a chatbot and generates plausible texts upon prompts for a wide range of purposes such as academic writing, language translations, and coding. ChatGPT captures people's imagination about a promising future that can revolutionize web search, programming (Chen et al., 2021; Li et al., 2022), writing (Mirowski et al., 2022; Lee et al., 2022), and even bot therapy. It demonstrates its ability to boost human productivity and to shift human work from the more laborious code/text generation to problem formulation and higher-level thinking.

On the other hand, ChatGPT is not without flaws (Borji, 2023), just as its LLM predecessors. It has

the propensity to generate falsehood or 'hallucinate' with high confidence (Lin et al., 2022; Zhou et al., 2023) such as by making up fictitious citations (Nat, 2023). It is also weak at math and logic problems (Han et al., 2022). From a societal standpoint, it becomes alarmingly disturbing considering the bias and discrimination inherent to LLMs from their training datasets (Jakesch et al., 2023; Lin et al., 2021; Weidinger et al., 2021; Zhuo et al., 2023; Abid et al., 2021). Additionally, the susceptibility to misuse and abuse of the technology could result in the ease of the spread of disinformation and misinformation (Buchanan et al., 2021), misleading billions of people.

In addition to the impact on industries and the general public, ChatGPT is also revolutionizing academia, affecting how scientists approach research, academic writing, and critical thinking. Within one month of release, ChatGPT has been listed as an author in many academic papers (O'Connor and ChatGPT, 2022; Transformer and Zhavoronkov, 2022; Kung et al., 2022), leading multiple journals to officially prohibit AI tools like ChatGPT from being listed as authors (Anon, 2023; Thorp, 2023). Professional organizations, websites, and schools also took measures to restrict the usage of or block access to ChatGPT, in response to concerns about falsehood, plagiarism, and unpredictable implications for education.

Throughout the years, studying the social context around technology could be crucial to its future adoption and application (Frewer et al., 1998). Even before the ChatGPT era, studies on public opinion toward chatbots have been conducted to better comprehend the roles they play in various domains. In marketing, for example, understanding the attitude toward chatbots in mobile advertising can help companies develop and test new strategies (de Cosmo et al., 2021). Similarly, teachers' attitude toward chatbots can affect their willingness to adopt the technology as part of their work (Bii

¹similarweb: ChatGPT Tops 25 Million Daily Visits

et al., 2018). Studies that focus on attitudes toward ChatGPT, however, are limited. While those that exist mainly investigate early tweets as a whole, our work aims to provide a more fine-grained analysis by exploring the sentiment of both topic- and occupation-specific tweets.

There are a lot of discussions related to ChatGPT in the Twitter community, whether about the first-hand experience using the technology or its future capability in various domains. Accordingly, we will investigate the public attitudes toward ChatGPT using tweets from both overall and domain-specific users. In particular, we ask the following research questions.

1. What are the general sentiments towards ChatGPT?
2. What are the most popular topics of ChatGPT people are discussing? What are the sentiments towards these ChatGPT topics?
3. What are the occupations of ChatGPT users that post about it on Twitter? Is there any pattern between occupation and sentiments towards ChatGPT?

We will first apply a sentiment analysis model to ChatGPT-related tweets to understand the overall sentiment and use a topic modeling technique to extract the most discussed topics. We will then segment the tweets by occupation based on the user description from each user to discover insights on a deeper level.

2 Related Work

Since the release of ChatGPT, researchers have started to investigate public attitudes toward it. Multiple works discussed the broad social impacts (Abdullah et al., 2022) and domain-specific potentials (Dwivedi et al., 2023; Biswas, 2023; Tili et al., 2023) of ChatGPT. These works mainly applied social science methods including interviews, user-experience analyses, and expert-based viewpoints. Other studies, more relevant to ours, used computational techniques to explore public sentiment toward popular topics of ChatGPT using social media data.

Haque et al. (2022) applied Latent Dirichlet Allocation (LDA) topic modeling (Blei et al., 2003) to identify popular topics in ChatGPT-related tweets, and performed sentiment analysis on the identified topics by manual labeling. Their per-topic

sentiment analysis revealed how various ChatGPT-related topics were differently perceived by early users. However, due to the use of a relatively small dataset collected within a shorter time span, this study does not provide a picture of the general public attitude toward ChatGPT.

Taecharungroj (2023) also used the LDA topic modeling technique, but on a larger dataset of over 200,000 tweets. However, their study aimed to explore the capabilities and weaknesses of ChatGPT, and thus did not perform sentiment analysis to investigate public attitudes.

The work by Leiter et al. (2023) applied sentiment analysis and emotion analysis to investigate the public perception of ChatGPT, and classified tweets into 19 predetermined topics with a roBERTa-based model fine-tuned for tweet topic classification (Antypas et al., 2022). Their study, therefore, revealed both overall and per-topic sentiments towards ChatGPT in tweets and thus is closest to ours. However, they did not perform demographic analysis on the dataset and thus did not uncover potential occupation-dependent differences in the sentiments toward ChatGPT. Moreover, determining topics by classification assumes that all tweets belong to one of the predetermined topics, and thus may force tweets into topics they don't actually belong to and could miss some naturally occurring, fine-grain topics in the dataset.

Here, we aim to 1) investigate the general public attitude towards ChatGPT using Twitter data by performing sentiment analysis, 2) discover major ChatGPT-related topics discussed on Twitter with topic modeling techniques, 3) explore the potential differences in public sentiment toward the discovered topics, and 4) understand whether demographics like occupation are related to sentiments towards ChatGPT.

3 Methods

This section describes our methodology in detail, from acquiring the dataset to analysis methods. We first applied a set of data-cleaning methods to remove irrelevant data from the dataset. We then preprocessed the tweets for sentiment analysis and topic modeling. We also preprocessed texts in the user description of those tweets for occupation analysis. The overview of our workflow is shown in Figure 1.

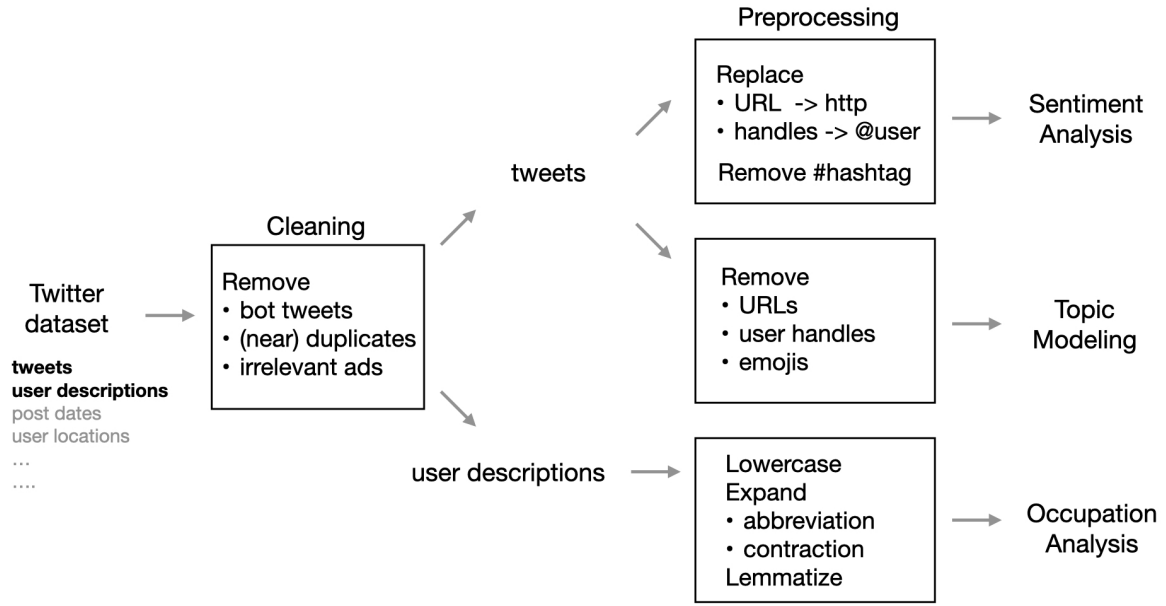


Figure 1: Overview of data cleaning and preprocessing

3.1 Dataset

We used a dataset that contains tweets with the ChatGPT hashtag (#ChatGPT) from Kaggle². This dataset has been updated daily starting from December 5, 2022, five days after the release of ChatGPT. We used version 85, which was last updated on March 17, 2023, and contained 274,581 tweets along with their corresponding user name, user description, user location, other additional hashtags, and post date.

3.2 Data Cleaning

To analyze unique tweets, we removed duplicates, near-duplicates, and tweets from bots. Bots were defined as the 1% most active users who posted most frequently, and were also more likely to post repeated content. Near-duplicates were identified using MinHash, a technique for estimating similarity between documents (Broder, 1997). Additionally, to exclude irrelevant tweets that only used popular hashtags like #ChatGPT to gain marketing impressions, crypto and sale ads were removed by keyword filtering. The cleaned dataset contains 174,840 entries.

²<https://www.kaggle.com/datasets/konradb/chatgpt-the-tweets>

3.3 Sentiment Analysis

To answer the first research question regarding the general sentiment towards ChatGPT, we first pre-processed the data further following the steps in Loureiro et al. (2022) by replacing user handles and URL links with generic placeholders (@user and http). We then selected three models that are specifically suitable for sentiment analysis on Twitter data: VADER (Hutto and Gilbert, 2014), Twitter-roBERTa (Barbieri et al., 2020), and XLM-T (Barbieri et al., 2022). We finalized the best model for our study by evaluating the performance of these models against the ground truth. To generate the ground truth, we randomly selected 1,000 tweets from the cleaned dataset and manually labeled their sentiments. As shown in the section A.5, the XLM-T model performed the best among the three and thus was used for the sentiment analysis on our full dataset.

3.4 Topic Modeling

To answer the second research question, we used BERTopic (Grootendorst, 2022) to extract major topics from tweets in the dataset. This model leveraged the clustering of transformer-based document embeddings. First, we preprocessed tweets for this step by removing URLs, user handles, and emojis. We did not replace them with placeholders like in the previous section because their existence was not

necessary for the BERTopic model. The parameters for BERTopic were set as ‘all-mpnet-base-v2’ for *embedding_model*, ‘(1,3)’ for *ngram_range*, and ‘english’ for *stop_words*. After extracting topics, We merged topics with a cosine similarity higher than 0.7. To examine sentiment intensity towards topics, we obtained the probability of each sentiment and calculated a sentiment score based on the equation (1).

$$sentiment_score_i = sentiment_i * p_i \quad (1)$$

where $sentiment_i$ is the predicted sentiment by the XLM-T model for a tweet (-1, 0, and 1 for negative, neutral, and positive) and p_i is the corresponding probability of the predicted sentiment (ranging from 0 to 1).

3.5 Occupation Extraction and Analysis

To analyze tweets based on occupations, we extract the occupation for each tweet by matching each user’s description with occupation titles from the list of occupations. The user descriptions are available in the *user_description* column from the dataset and contain users’ self-described information, frequently including their occupations. We preprocessed texts in this column by removing URLs, the hashtag symbol, emojis, stop words, digits, and punctuations, as well as expanding abbreviations, expanding contractions, applying lowercase, and applying lemmatization. We eventually obtained unigrams and bigrams of the preprocessed texts which are used for matching the occupation list. The list of occupations, obtained from the Standard Occupational Classification (SOC) of the U.S. Bureau of Labor Statistics.³, contains 23 occupation groups with each group encompassing multiple occupation titles. We also expand the list of occupation titles by incorporating abbreviations and occupations that frequently appear on Twitter but are not initially included in the SOC such as CEO, MD, tech, student, and founder. To extract the occupation for each tweet, we compared the preprocessed user’s description with the occupation titles from each of the 23 occupation groups to decide which group the tweet belongs to. If the user’s description contains a title that could belong to multiple occupation groups, we would decide based on the modifiers of the title. For instance, a tweet with

the description ‘web designer’ would have an occupation label of ‘computer and math’ while a tweet with the description ‘fashion designer’ would be labeled as ‘arts and entertainment’.

4 Results

4.1 Sentiment Analysis on Full Dataset

The XLM-T model classifies 34.48% of tweets in the full dataset as positive, 45.45% as neutral, and 20.07% as negative, as shown in Figure 2.

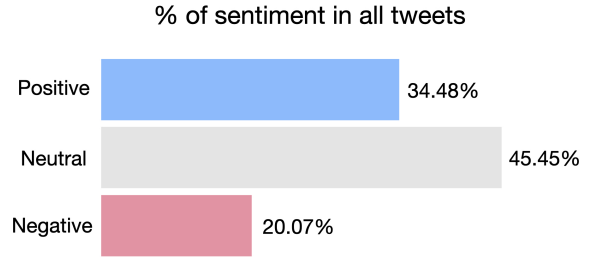


Figure 2: Distribution of positive, neutral, and negative sentiments of the full dataset predicted by XLM-T

4.2 Topic Modeling

The BERTopic model extracts 938 topics in total. The tweet count for topics ranges from 13 to 10,437. The topic with the highest tweet count is ‘Artificial Intelligence’. Table 1 displays the tweet count and example for each of the top topics. We also calculate the average sentiment scores for each topic, as shown in Figure 3, both for the topic average and sentiment-wise. We also display the distribution of sentiments within each topic in the same figure. Negative tweets generally have higher absolute sentiment scores on average than positive tweets, as shown in the left figure. However, the distribution on the right suggests that there is a higher number of positive tweets for most of the topics, causing the majority of average sentiment scores to lean toward the positive side, with ‘job replacement’ being the only exception. Overall, the highest average sentiment score is ‘language models’ and the lowest is ‘job replacement’.

4.3 Occupation Analysis

We successfully extract occupation information from 63.51% (111,033) of the dataset. The remaining 36.49% either have no user descriptions available (30.13%) or fail the occupation extraction

³https://www.bls.gov/soc/2018/major_groups.htm

Topic	Count	Example
Artificial Intelligence	10,437	AI could make more work for us, instead of simplifying our lives.
Search Engines	7,118	I find myself Googling less and ChatGPT-ing more and more.
Education	5,565	Teachers are already using ChatGPT in Australian classrooms...
Writing	5,352	ChatGPT This is an edge for writers
Question Answering	2,893	Someone ask ChatGPT who the NBA MVP is.
Coding	2,799	wow, it can help me write code, great!!!
Job Replacement	2,761	Are Corporate Americas workers afraid of ChatGPT?
Google's Bard	2,572	AI Battle: ChatGPT Vs Google's Bard. Which one is better?
Hype	1,955	ChatGPT is a game changer. It'll be interesting to see how it evolves.
ChatGPT Plus	1,664	Assuming you're to paid before using ChatGPT will you ?? Me:I'll
Poem	1,659	Been using ChatGPT to write poems. Will speak in prose the entire day.
Music	1,601	I told ChatGPT to write me a song with Taylor Swift's lyrics and it did
Twitter	1,593	Can you imagine chatGPT having a twitter account and tweeting with us?
Healthcare	1,389	Don't start challenging your doctor with ChatGPT just yet!
Language Models	1,374	Don't mistake a language model (like chatGPT) for a verification engine.

Table 1: Top 15 topics with word counts and examples

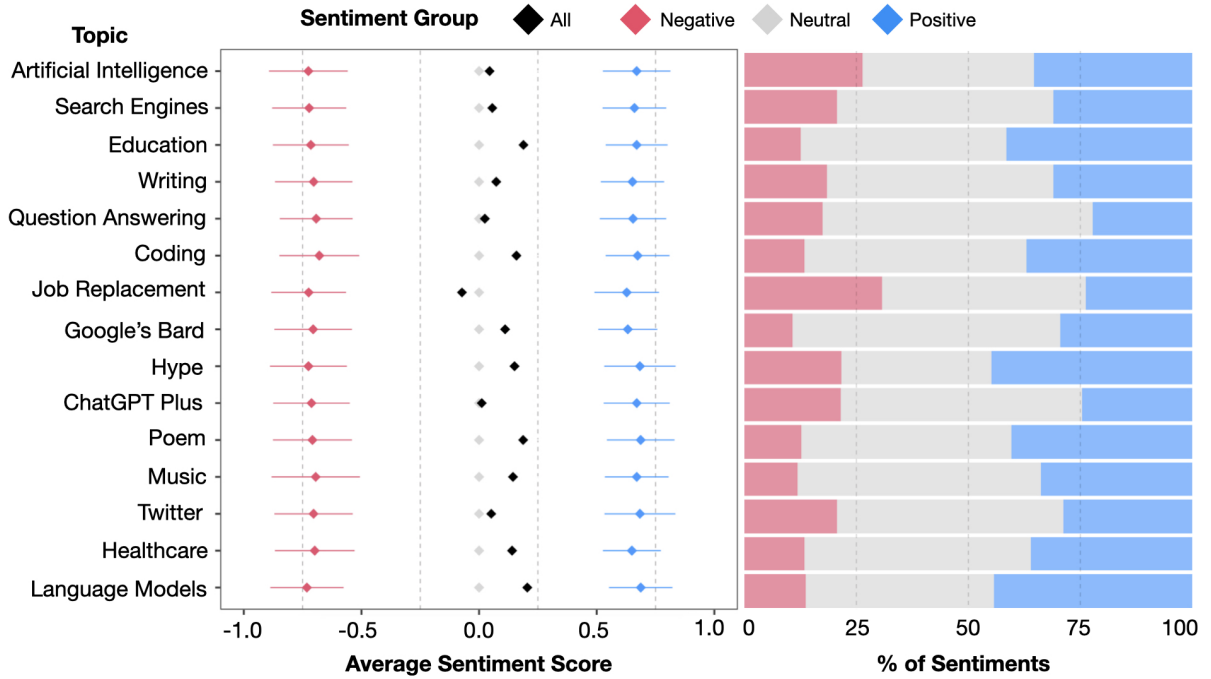


Figure 3: Left: Average sentiment score (ranging between [-1, 1]) by topic and sentiment group with the error bars representing the standard deviation. Right: Percentage distribution of negative, neutral, and positive sentiments by topic

(6.36%). The occupation frequency is shown in Table 2.

We analyze the sentiments for each occupation by incorporating the sentiment analysis results. The normalized sentiment distribution for each occupation is shown in Figure 4. The ‘teaching’ occupation has the highest proportion of positive sentiments (39.9%) while ‘arts and entertainment’ has the lowest proportion (33.6%). On the other hand,

the ‘research’ occupation has the highest proportion of negative sentiment (22.4%) while ‘sales’ has the lowest proportion (13.8%).

5 Discussion

Our overall sentiment result has a lower percentage of neutral tweets compared to the work by [Leiter et al. 2023](#), which has 29.9% positive, 52.2% neutral, and 17.9% negative tweets. This could be

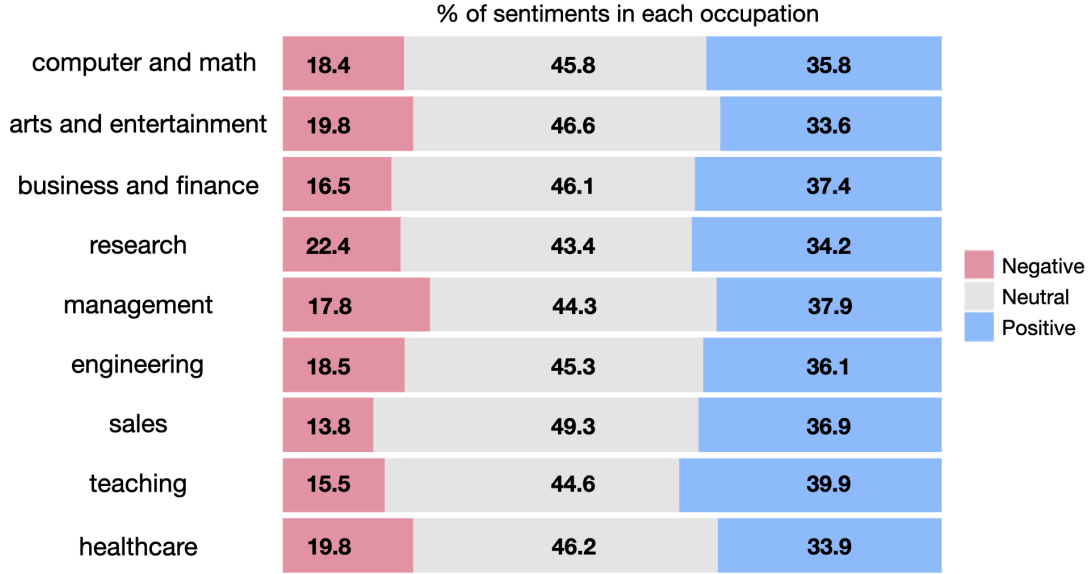


Figure 4: Percentage distribution of negative, neutral, and positive sentiments by occupation group.

Occupation	Count	% Total
computer and math	26,163	14.96
arts and entertainment	22,033	12.60
business and finance	17,418	9.96
management	14,534	8.31
research	11,683	6.68
engineering	9,064	5.18
sales	8,570	4.90
teaching	6,314	3.61
healthcare	3,545	2.03
others	4,373	2.50
not available	51,143	29.25

Table 2: Occupation distribution. *not available* includes tweets that do not contain a user description and that occupation extraction fails. *others* encompasses occupations with frequency less than 1.00%

because we used a stricter standard for bot tweet removal, resulting in fewer remaining bot tweets, the vast majority of which we assume would present neutral sentiment. Additionally, the sentiment analysis model could overestimate the proportion of positive sentiments and underestimate the proportion of negative sentiments in the same manner that it did with manually-labeled data as shown in Section A.5.

Using BERTopic, we identify the top topics related to ChatGPT on Twitter, as shown in Table 1. The top topics can be grouped into three main categories. The first group is the topics related

to the *future of ChatGPT and AI* (‘Artificial Intelligence’, ‘Hype’, ‘ChatGPT plus’, and ‘Language Models’). The arrival of ChatGPT initiated widespread public discourse around artificial intelligence and related technology. Tweets in this group tend to mention how ChatGPT and AI will shape the future and affect people’s lives. While many tweets discuss the technological components, there are also tweets that talk about the general aspects of ChatGPT itself. The second group is the topics around *applications of ChatGPT*. The topics in this group are ‘Writing’, ‘Question Answering’, ‘Coding’, ‘Poem’, ‘Music’, ‘Healthcare’, and ‘Twitter’. Tweets in this group are basically about how people can leverage ChatGPT to either answer basic day-to-day questions or solve complex problems in their domains. The third group consists of tweets that discuss how ChatGPT could initiate *technical and societal disruption*. The topics include ‘Search Engines’, ‘Education’, ‘Job Replacement’, and ‘Google Bard’. For ‘Search Engines’ and ‘Google Bard’, the discussions circle around how ChatGPT could replace or be integrated as part of search engines. For ‘Education’ and ‘Job Replacement’, there frequently are conversations about whether ChatGPT could be used as part of the learning experience and job environment.

Figure 3 illustrates that the majority of the sentiment scores for the top 15 topics are between neutral and mildly positive. The topic with the highest sentiment score is ‘Language Models’ and

the topic with the lowest sentiment score is 'Job Replacement'. The topic 'Job Replacement' is also the only one that displays a negative sentiment, though only slightly. A potential explanation could be that a variety of applications could also lead to the potential for disrupting the status quo (Frith, 2023; Chow et al., 2023). Tweets about this topic could be about generic discussions, such as "Will your Job be replaced by upcoming GPT-4 and ChatGPT?" or emotional statements like "ChatGPT, i'm scared! I'm not even junior dev and i feel that you'll remove the work opportunities in the future!".

If the sentiment scores are segmented by sentiment group, Figure 3 also reveals two insights. First, there is not much variation between the top 15 topics for either the positive or negative sentiments even though the total averages vary. Second, the scores for the negative sentiment tend to be slightly more extreme than those of the positive sentiment, although the majority of the total averages are leaning toward the positive side. These two insights, combined with the percentage distribution per topic, suggest that there are more tweets that speak positively about ChatGPT but there is less ambiguity in the negative tweets. Since a sentiment score is calculated based on the predicted sentiment probability, tweets with less ambiguity are more likely to have a more extreme score. For instance, the tweet 'ChatGPT is not nearly as good now. It is much more annoying and less interesting.' has a sentiment score of -0.934 while the tweet 'Will ChatGPT essentially reduce the value of in person interactions? Everything that's discussed in person instead of mail, teams etc does not leave a digital trace and won't get picked up by the LLM. What behaviors will that incentivize?' has a sentiment score of -0.570.

The occupation analysis reveals that the top occupation group that posts about ChatGPT most frequently is 'computer and math'. The percentage distribution for all occupations in Figure 4 appears to be close to the overall sentiment distribution in Figure 2. This distribution result is different from the percentage distribution by topic where sentiments vary, suggesting that people across different occupations generally have similar sentiments toward chatGPT.

6 Conclusion

In this study, we investigate public attitudes toward ChatGPT. We found that there are more positive tweets about ChatGPT than those that are negative, although there are more tweets with neutral sentiments than either of them. Sentiments do vary among the top 15 topics that we identified. The majority of those topics display a positive sentiment on average while the topic 'job replacement' is the only one with a slightly negative sentiment. Finally, our study does not show that there is a specific pattern for sentiments with respect to occupations. The information from our exploratory work can be beneficial to both the general public interested in ChatGPT and the developers of ChatGPT-related technology. The former can gain a broader perception of ChatGPT and decide whether they want to use the technology. The latter can understand the social context around ChatGPT and optimize the technology further.

References

2023. [The ai writing on the wall](#). *Nat Mach Intell*.
- Malak Abdullah, Alia Madain, and Yaser Jararweh. 2022. Chatgpt: Fundamentals, applications and social impacts. In *2022 Ninth International Conference on Social Networks Analysis, Management and Security (SNAMS)*, pages 1–8. IEEE.
- Abubakar Abid, Maheen Farooqi, and James Zou. 2021. [Large language models associate muslims with violence](#). *Nature Machine Intelligence*, 3(6):461–463.
- Anon. 2023. Tools such as chatgpt threaten transparent science; here are our ground rules for their use. *Nature*, 613:612.
- Dimosthenis Antypas, Asahi Ushio, Jose Camacho-Collados, Leonardo Neves, Vitor Silva, and Francesco Barbieri. 2022. [Twitter topic classification](#). *arXiv preprint arXiv:2209.09824*.
- Francesco Barbieri, Luis Espinosa Anke, and Jose Camacho-Collados. 2022. [Xlm-t: Multilingual language models in twitter for sentiment analysis and beyond](#). In *Proceedings of the Thirteenth Language Resources and Evaluation Conference*, pages 258–266.
- Francesco Barbieri, Jose Camacho-Collados, Leonardo Neves, and Luis Espinosa-Anke. 2020. [Tweeteval: Unified benchmark and comparative evaluation for tweet classification](#). *arXiv preprint arXiv:2010.12421*.
- PK Bii, JK Too, and CW Mukwa. 2018. Teacher attitude towards use of chatbots in routine teaching. *Universal Journal of Educational Research*, 6(7):1586–1597.
- Som S Biswas. 2023. Role of chat gpt in public health. *Annals of Biomedical Engineering*, pages 1–2.
- David M Blei, Andrew Y Ng, and Michael I Jordan. 2003. Latent dirichlet allocation. *Journal of machine Learning research*, 3(Jan):993–1022.
- Ali Borji. 2023. A categorical archive of chatgpt failures. *arXiv preprint arXiv:2302.03494*.
- Andrei Z Broder. 1997. On the resemblance and containment of documents. In *Proceedings. Compression and Complexity of SEQUENCES 1997 (Cat. No. 97TB100171)*, pages 21–29. IEEE.
- Ben Buchanan, Andrew Lohn, and Micah Musser. 2021. *Truth, lies, and automation: How language models could change disinformation*. Center for Security and Emerging Technology.
- Mark Chen, Jerry Tworek, Heewoo Jun, Qiming Yuan, Henrique Ponde de Oliveira Pinto, Jared Kaplan, Harri Edwards, Yuri Burda, Nicholas Joseph, Greg Brockman, et al. 2021. [Evaluating large language models trained on code](#). *arXiv preprint arXiv:2107.03374*.
- James CL Chow, Leslie Sanders, and Kay Li. 2023. Impact of chatgpt on medical chatbots as a disruptive technology. *Frontiers in Artificial Intelligence*, 6.
- Lucrezia Maria de Cosmo, Luigi Piper, and Arianna Di Vittorio. 2021. The role of attitude toward chatbots and privacy concern on the relationship between attitude toward mobile advertising and behavioral intent to use chatbots. *Italian Journal of Marketing*, 2021:83–102.
- Yogesh K Dwivedi, Nir Kshetri, Laurie Hughes, Emma Louise Slade, Anand Jeyaraj, Arpan Kumar Kar, Abdullah M Baabdullah, Alex Koohang, Vishnupriya Raghavan, Manju Ahuja, et al. 2023. “so what if chatgpt wrote it?” multidisciplinary perspectives on opportunities, challenges and implications of generative conversational ai for research, practice and policy. *International Journal of Information Management*, 71:102642.
- Lynn J Frewer, Chaya Howard, and Richard Shepherd. 1998. Understanding public attitudes to technology. *Journal of Risk Research*, 1(3):221–235.
- Karen H Frith. 2023. Chatgpt: Disruptive educational technology. *Nursing Education Perspectives*, 44(3):198–199.
- Maarten Grootendorst. 2022. Bertopic: Neural topic modeling with a class-based tf-idf procedure. *arXiv preprint arXiv:2203.05794*.
- Simeng Han, Hailey Schoelkopf, Yilun Zhao, Zhenting Qi, Martin Riddell, Luke Benson, Lucy Sun, Ekaterina Zubova, Yujie Qiao, Matthew Burtell, et al. 2022. [Folio: Natural language reasoning with first-order logic](#). *arXiv preprint arXiv:2209.00840*.
- Mubin Ul Haque, Isuru Dharmadasa, Zarrin Tasnim Sworna, Roshan Namal Rajapakse, and Hussain Ahmad. 2022. “i think this is the most disruptive technology”: Exploring sentiments of chatgpt early adopters using twitter data. *arXiv preprint arXiv:2212.05856*.
- Clayton Hutto and Eric Gilbert. 2014. [Vader: A parsimonious rule-based model for sentiment analysis of social media text](#). In *Proceedings of the international AAAI conference on web and social media*, volume 8, pages 216–225.
- Maurice Jakesch, Advait Bhat, Daniel Buschek, Lior Zalmanson, and Mor Naaman. 2023. [Co-writing with opinionated language models affects users’ views](#). *arXiv preprint arXiv:2302.00560*.
- Tiffany H. Kung, Morgan Cheatham, ChatGPT, Arielle Medenilla, Czarina Sillos, Lorie De Leon, Camille Elepaño, Maria Madriaga, Rimel Aggabao, Giezel Diaz-Candido, James Maningo, and Victor Tseng. 2022. [Performance of chatgpt on usmle: Potential for ai-assisted medical education using large language models](#). *medRxiv*.

- Mina Lee, Percy Liang, and Qian Yang. 2022. [Coauthor: Designing a human-ai collaborative writing dataset for exploring language model capabilities](#). In *Proceedings of the 2022 CHI Conference on Human Factors in Computing Systems*, pages 1–19.
- Christoph Leiter, Ran Zhang, Yanran Chen, Jonas Belouadi, Daniil Larionov, Vivian Fresen, and Stefan Eger. 2023. Chatgpt: A meta-analysis after 2.5 months. *arXiv preprint arXiv:2302.13795*.
- Yujia Li, David Choi, Junyoung Chung, Nate Kushman, Julian Schrittwieser, Rémi Leblond, Tom Eccles, James Keeling, Felix Gimeno, Agustin Dal Lago, et al. 2022. [Competition-level code generation with alphacode](#). *Science*, 378(6624):1092–1097.
- Stephanie Lin, Jacob Hilton, and Owain Evans. 2021. [Truthfulqa: Measuring how models mimic human falsehoods](#). *arXiv preprint arXiv:2109.07958*.
- Stephanie Lin, Jacob Hilton, and Owain Evans. 2022. [Teaching models to express their uncertainty in words](#). *arXiv preprint arXiv:2205.14334*.
- Daniel Loureiro, Francesco Barbieri, Leonardo Neves, Luis Espinosa Anke, and Jose Camacho-Collados. 2022. [Timelms: Diachronic language models from twitter](#). *arXiv preprint arXiv:2202.03829*.
- Piotr Mirowski, Kory W Mathewson, Jaylen Pittman, and Richard Evans. 2022. [Co-writing screenplays and theatre scripts with language models: An evaluation by industry professionals](#). *arXiv preprint arXiv:2209.14958*.
- Siobhan O’Connor and ChatGPT. 2022. [Open artificial intelligence platforms in nursing education: Tools for academic progress or abuse?](#) *Nurse Education in Practice*, 66:103537–103537.
- Sara Rosenthal, Noura Farra, and Preslav Nakov. 2019. [Semeval-2017 task 4: Sentiment analysis in twitter](#). *arXiv preprint arXiv:1912.00741*.
- Viriya Taecharungroj. 2023. “what can chatgpt do?” analyzing early reactions to the innovative ai chatbot on twitter. *Big Data and Cognitive Computing*, 7(1):35.
- H Holden Thorp. 2023. Chatgpt is fun, but not an author.
- Ahmed Tlili, Boulus Shehata, Michael Agyemang Adarkwah, Aras Bozkurt, Daniel T Hickey, Ronghuai Huang, and Brighter Agyemang. 2023. What if the devil is my guardian angel: Chatgpt as a case study of using chatbots in education. *Smart Learning Environments*, 10(1):15.
- ChatGPT Generative Pre-trained Transformer and Alex Zhavoronkov. 2022. [Rapamycin in the context of pascal’s wager: generative pre-trained transformer perspective](#). *Oncoscience*, 9:82.
- Laura Weidinger, John Mellor, Maribeth Rauh, Conor Griffin, Jonathan Uesato, Po-Sen Huang, Myra Cheng, Mia Glaese, Borja Balle, Atoosa Kasirzadeh, et al. 2021. [Ethical and social risks of harm from language models](#). *arXiv preprint arXiv:2112.04359*.
- Kaitlyn Zhou, Dan Jurafsky, and Tatsunori Hashimoto. 2023. [Navigating the grey area: Expressions of overconfidence and uncertainty in language models](#). *arXiv preprint arXiv:2302.13439*.
- Terry Yue Zhuo, Yujin Huang, Chunyang Chen, and Zhenchang Xing. 2023. [Exploring ai ethics of chatgpt: A diagnostic analysis](#). *arXiv preprint arXiv:2301.12867*.

A Appendix: Sentiment Analysis Model

A.1 Models

VADER (Valence Aware Dictionary for sEntiment Reasoning) (Hutto and Gilbert, 2014) is a lexicon- and rule-based model for sentiment analysis. It combines a list of gold standard lexicons that are tuned to sentiments in tweets with the grammatical and syntactical rules in human language that capture expression and emphasis of sentiment intensity. The model also includes special handling of negation, emojis, and emoticons (e.g.:D). This model was selected for comparison because it represents the state-of-the-art rule-based on sentiment analysis of tweets. VADER returns a sentiment score in the range $[-1, 1]$. We classified sentiments using thresholds recommended by the authors ⁴:

Negative	≤ -0.05
Neutral	$(-0.05, 0.05)$
Positive	≥ 0.05

Twitter-roBERTa (Barbieri et al., 2020) is a transformer-based model trained on 124M tweets from January 2018 to December 2021, and fine-tuned for sentiment analysis with the TweetEval benchmark (Barbieri et al., 2020). It directly classifies input as positive, negative, or neutral.

XLM-T (Barbieri et al., 2022) is a transformer-based model very similar to Twitter-roBERTa, except that it has multilingual capacity, because it is trained on 198M tweets in eight languages (Ar, En, Fr, De, Hi, It, Sp, Pt). Therefore, XLM-T may have advantage over the other two models for our dataset, in which some tweets contain non-English text that we did not remove.

A.2 Text Preprocessing

To obtain the best possible performance from each model, we tested additional text preprocessing steps: 1) remove hashtag symbol (#), 2) remove hashtag sequence (sequence of more than two hashtags that are not part of a sentence), 3) both 1) and 2). For VADER, we also compared obtaining the sentiment score of the entire input with averaging sentiment scores of individual sentences of the input.

A.3 Evaluation Metrics

The macro-averaged recall is used to evaluate model performance, following the convention for

the SemEval subtask of sentiment analysis in Twitter (Rosenthal et al., 2019).

A.4 Model Evaluation

Table 3 shows model performance on 1,000 manually labeled samples from the cleaned dataset.

Averaging scores from individual sentences slightly improved VADER performance, but neither removing hashtag sequence nor removing the hashtag symbol had a further impact. This makes sense, because the hashtag words are likely not on the list of sentiment lexicon in the model, and thus their inclusion or exclusion exerts no effect on the sentiment score. For Twitter-roBERTa, both removing hashtag sequence and removing the hashtag symbol improved model performance, respectively. Applying both achieved the best performance with a recall score of 65.9. XLM-T without additional preprocessing achieves higher score than the best performance of Twitter-roBERTa. Similar to Twitter-roBERTa, both removing hashtag sequence and removing the hashtag symbol improved XLM-T performance, but removing both achieves the same best score of 67.6 as removing the hashtag symbol.

Based on these results, we will use XLM-T for sentiment analysis on the full dataset, and remove both hashtag sequence and hashtag symbol in the preprocessing step.

Classifier & Preprocessing	Recall
Random	32.8
VADER	
none	50.4
avg. score	50.9
avg. score + remove sequence	51.0
avg. score + remove symbol	50.9
Twitter-roBERTa	
none	62.4
remove sequence	64.5
remove symbol	64.0
remove sequence + remove symbol	65.9
XLM-T	
none	67.1
remove sequence	67.4
remove symbol	67.6
remove sequence + remove symbol	67.6

Table 3: Performance of sentiment analysis models on 1,000 manually labeled random samples from cleaned dataset using different text preprocessing.

⁴<https://github.com/cjhutto/vaderSentiment>

A.5 Sentiment Distribution of 1,000 Samples

As shown in Figure 5, both the distributions of sentiments predicted by Twitter-roBERTa and XLM-T are different from that of labeled by human ($P < 0.0001$ in chi-square test), and the distributions are also different between Twitter-roBERTa and XLM-T ($P = 0.0044$ in chi-square test). Twitter-roBERTa predicts the highest percentage of positive sentiment, the lowest percentage of negative sentiment, and a similar percentage of neutral. The distribution of XLM-T is more similar to the human-labeled sentiment distribution, compared to that of Twitter-roBERTa, suggesting that using XLM-T on our dataset may achieve more accurate result, in addition to its better evaluation performance shown in A.4. However, the difference in sentiment distribution between XLM-T and human labels also indicates that applying XLM-T to our dataset will likely underestimate the proportion of negative sentiment while overestimating that of positive sentiment.

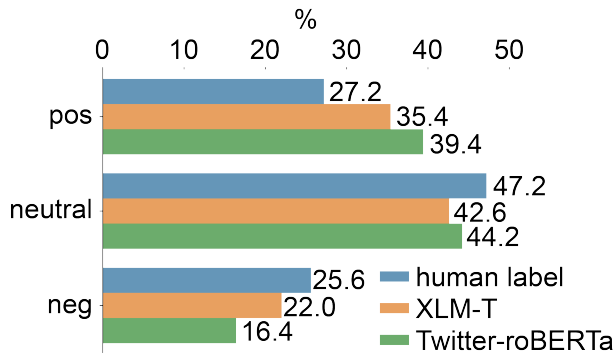


Figure 5: Distribution of positive (pos), neutral, and negative (neg) sentiments of 1,000 samples by human label and prediction by XLM-T and Twitter-roBERTa.

A.6 Error Analysis of XLM-T

As shown in Figure 6, XLM-T does not distinguish positive and neutral sentiments very well. 40.9% of neutral tweets are correctly classified, while 36.0% are misclassified as positive, and a smaller percentage (23.1%) are misclassified as negative. Conversely for positive tweets, 35.5% are correctly classified, while 45.1% are misclassified as neutral, and a smaller percentage (19.4%) are misclassified as negative. Moreover, the model misclassifies the vast majority (77.5%) of negative tweets. This is consistent with the sentiment distribution shown in Figure 5 that suggests an underestimate of the proportion of negative sentiment by XLM-T.

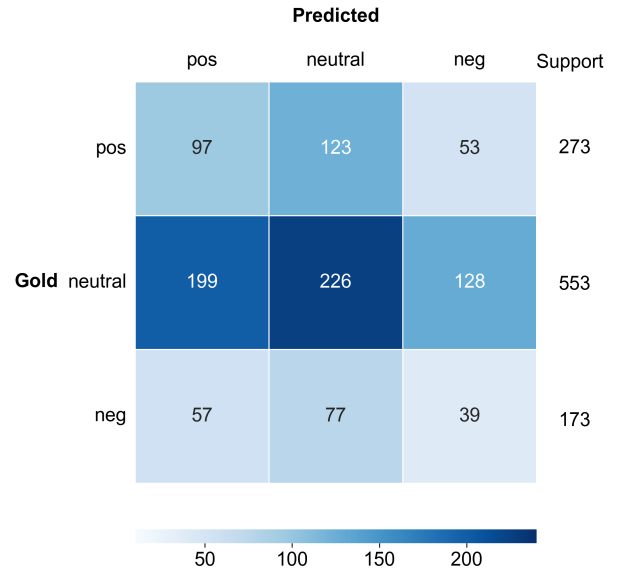


Figure 6: Confusion matrices for the XLM-T prediction of tweets. The numbers in the support column represent the count of tweets in positive, neutral, and negative categories by human label.