

NTT-Based Polynomial Modular Multiplication for Homomorphic Encryption: A Tutorial

Sin-Wei Chiu, *Student Member, IEEE*; and Keshab K. Parhi, *Fellow, IEEE*

Abstract—Homomorphic Encryption (HE) allows any third party to operate on the encrypted data without decrypting it in advance. For the majority of HE schemes, the multiplicative depth of circuits is the main practical limitation in performing computations over encrypted data. Hence, Homomorphic multiplication is one of the most important components of homomorphic encryption. Since most of the HE scheme are constructed from the ring-learning with errors (R-LWE) problem. Efficient polynomial modular multiplication implementation becomes critical. This work consists of describing various approaches to implementing polynomial modular multiplication.

Index Terms—Polynomial modular multiplication, NTT/iNTT, Lattice-based Cryptography, Homomorphic Encryption, Ring-learning with errors problem

I. INTRODUCTION

Encryption aims to protect the confidentiality of data during transmission and storage. Hence, Privacy-preserving protocols and the security of the information are essential. Applications such as cloud platforms typically encrypt the data by certain conventional symmetric-key or asymmetric-key cryptosystems. Nevertheless, these encryption methods do not ensure that no information leakage will happen amidst the computation on the cloud. Before the computation, the data must be decrypted. To further enhance the security of the information, we would like to give the untrusted computer only an encrypted version of the data. The untrusted computer will only perform the computation on this encrypted data without knowing anything about its real value. After the data is computed, it will send it back to us and we will decrypt it. Ideally, we would want the decrypted result to be equal to the intended computed value if performed on the original data. This entire process can be achieved by utilizing homomorphic encryption (HE) [1].

HE schemes have two fundamental operations: homomorphic multiplication and homomorphic addition. Most of the existing HE schemes are constructed from the ring-learning with errors (R-LWE) problem [2]. The most time- and memory-consuming part of an R-LWE-based scheme is the polynomial multiplication. The easiest way to compute the multiplication of two polynomials is to use the schoolbook algorithm with the time complexity of $O(n^2)$ [3]. However, the degree of the polynomials n of a homomorphic encryption scheme can be in the range of thousands [4] [5]. To reduce the

time complexity of performing homomorphic multiplication, Number theoretic transform-based polynomial multiplication is used to achieve a time complexity of $O(n \log n)$. The number theoretic transform (NTT), is a generalization of the fast Fourier transform (FFT), which is carried out in a finite field (or a ring) instead of a complex number.

In this work, we provide a comprehensive guide to efficient NTT-base polynomial modular multiplication. We focus on the improvements of the NTT-based polynomial modular multiplication of each scheme. Examples, derivations, and comparisons are written in detail. This tutorial is structured to provide an easy digest of the relatively complex topic.

II. BACKGROUND

A. Notation

Operating over a polynomial ring $R_{n,q} = \mathbb{Z}_q[x]/(x^n + 1)$, There are two major constraints. First, the coefficients of the polynomial ring have to be modulo q (i.e., the coefficients lie in the range $[0, q-1]$). Second, the degree of the polynomial is less than n , where n is a power-of-two integer. It is important to note that n, q have a relation of $q \bmod 2n \equiv 1$. This ensures that the primitive $2n$ -root of unity ψ exists. The primitive $2n$ -root of unity $\psi \in \mathbb{Z}_q$, and $\psi^{2n} \equiv 1 \pmod{q}$. Let ω be the primitive n -root of unity in \mathbb{Z}_q , which means $\omega^n \equiv 1 \pmod{q}$ and $\omega = \psi^2$.

The addition and multiplication of two polynomials modulo $(x^n + 1, q)$ (i.e., modular polynomial addition and multiplication) are written as $a(x) + b(x)$ and $a(x) \times b(x)$, respectively. We also use \odot to denote the point-wise multiplication over $(x^n + 1, q)$ between two polynomials. Parameters $m = \log_2 n$ and $s \in [0, m-1]$ represent the total number of stages and the current stage in the NTT/iNTT, respectively.

B. Negative wrapped convolution

Assume that we have two polynomials $a(x)$ and $b(x)$ over the ring $R_{n,q} = \mathbb{Z}_q[x]/(x^n + 1)$. where

$$a(x) = \sum_{j=0}^{n-1} a_j x^j, \quad (1)$$

$$b(x) = \sum_{j=0}^{n-1} b_j x^j. \quad (2)$$

Remember that the coefficients of $a(x)$ and $b(x)$ have to be in the range of $[0, q - 1]$. Let's assume that we want to compute the modular polynomial multiplication

$$p(x) = a(x) \times b(x) \pmod{(q, x^n + 1)}. \quad (3)$$

One straightforward method to compute this modular polynomial multiplication is to use the convolution theory [6], polynomial multiplication can be performed as

$$\begin{aligned} \hat{p}(x) &= INTT_{2n}(NTT_{2n}(\text{zeropadding}(a(x))) \odot \\ &\quad NTT_{2n}(\text{zeropadding}(b(x))), \\ p(x) &= \hat{p}(x) \pmod{(q, x^n + 1)}. \end{aligned} \quad (4)$$

where the function $\text{zeropadding}(a(x))$ append $a(x)$ from a n -degree polynomial to a $2n$ -degree polynomial by padding n zeros:

$$\text{zeropadding}(a(x)) = a(x) + \sum_{k=n}^{2n-1} a_k x^k, \quad a_k = 0 \quad \forall k. \quad (5)$$

$\hat{p}(x)$ is the $2n$ -point polynomial multiplication output,

$$\hat{p}(x) = \sum_{j=0}^{2n-1} \hat{p}_j x^j, \quad \text{and} \quad \hat{p}_j = \sum_{i=0}^j a_i b_{(j-i)}. \quad (6)$$

The desired reduced product $p(x)$ can be calculated by using two $2n$ -point NTT and one $2n$ -point INTT followed by a modular polynomial reduction of $q, x^n + 1$. Fig. 1 is a block diagram of modular polynomial multiplication using convolution theory.

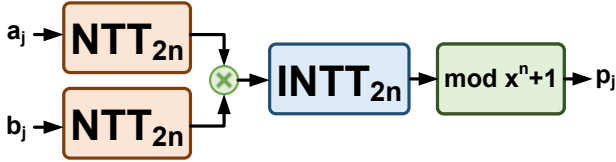


Fig. 1: A block diagram of modular polynomial multiplication using convolution theory

However, we can use a different approach that does not require the $\text{zeropadding}()$ functions, that is the negative wrapped convolution (NWC) [7]. When computing polynomial multiplication $a(x) \cdot b(x) \pmod{(q, x^n + 1)}$ over the ring $R_{n,q} = \mathbb{Z}_q[x]/(x^n + 1)$, NWC can be performed

$$\tilde{p}(x) = INTT_n(NTT_n(\tilde{a}(x)) \odot NTT_n(\tilde{b}(x))), \quad (7)$$

$$p(x) = \sum_{j=0}^{n-1} \tilde{p}_j \psi_{2n}^{-j} x^j \pmod{q}. \quad (8)$$

Where

$$\tilde{a}(x) = \sum_{j=0}^{n-1} a_j \psi_{2n}^j x^j \pmod{q}, \quad (9)$$

$$\tilde{b}(x) = \sum_{j=0}^{n-1} b_j \psi_{2n}^j x^j \pmod{q}. \quad (10)$$

The negative wrapped convolution makes sure that no zero

padding is required for the operation. With NWC, the desired reduced product $p(x)$ can be calculated by using two n -point NTT and one n -point INTT. Although we are able to reduce the $2n$ -point polynomial multiplication to n -point polynomial multiplication, there are some tradeoffs. NWC appends pre-processing before NTT and post-processing after INTT. Equation (9) and Equation (10) are the pre-processing portion that multiplies the input coefficients with the $2n$ -th roots ψ_{2n}^j , and Equation (8) is the post-processing portion that multiplies the output coefficients of INTT with the inverse of $2n$ -th roots, ψ_{2n}^{-j} .

We can prove the negative wrapped convolution by first setting both \mathbf{a} and \mathbf{b} as $1 \times n$ vectors, and Ψ, Ψ^{-1} as $1 \times n$ vectors that $\Psi_j = \psi^j, \Psi_j^{-1} = \psi^{-j}$. NWC can be written as

$$\Psi^{-1} \odot ((\Psi \odot \mathbf{a}) * (\Psi \odot \mathbf{b})), \quad (11)$$

where $*$ denotes the convolution operator, and \odot denotes component-wise multiplication. Let $0 \leq j < n$, then the j th component is:

$$\begin{aligned} \psi^{-j} &\left(\sum_{i=0}^j \psi^i \mathbf{a}_i \psi^{j-i} \mathbf{b}_{j-i} + \sum_{i=j+1}^{n-1} \psi^i \mathbf{a}_i \psi^{j-i+n} \mathbf{b}_{j-i+n} \right) \\ &= \sum_{i=0}^j \mathbf{a}_i \mathbf{b}_{j-i} + \psi^n \sum_{i=j+1}^{n-1} \mathbf{a}_i \mathbf{b}_{j-i+n} \\ &= \sum_{i=0}^j \mathbf{a}_i \mathbf{b}_{j-i} - \sum_{i=j+1}^{n-1} \mathbf{a}_i \mathbf{b}_{j-i+n} \end{aligned} \quad (12)$$

Note that the second term of the Equation (12) is the coefficient \hat{p}_{j+n} . Since the exponent of $\hat{p}_{j+n} x^{j+n}$ is larger than n , after a modular polynomial reduction of $x^n + 1$, $\hat{p}_{j+n} x^{j+n}$ becomes $-\hat{p}_{j+n} x^j$ (i.e., $x^{j+n} \pmod{x^n + 1} \equiv -x^j$). Therefore, NWC can compute the modular polynomial multiplication over $x^n + 1$ with n -point NTT/INTT without further modular polynomial reduction. Fig. 2 is a block diagram of modular polynomial multiplication using negative wrapped convolution, and a detailed NWC algorithm is shown in algorithm 1.

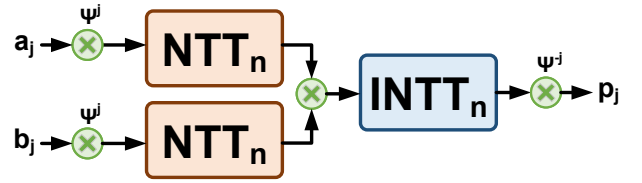


Fig. 2: A block diagram of modular polynomial multiplication using NWC

Fig. 3 are simple examples of NTT and iNTT for negative wrapped convolution. Let's consider $n = 4, n^{-1} = 13$ ($4 \times 13 = 52 \equiv 1 \pmod{17}$), and $q = 17$, where $q \pmod{2n} \equiv 1$ and it is also a prime. Since $\psi^n \pmod{q} \equiv -1$, we can select $\psi = 2$ ($2^4 = 16 \equiv -1 \pmod{17}$), and $\psi^{-1} = 9$ ($2 \times 9 = 18 \equiv 1 \pmod{17}$). Assume that both $a(x)$ and $b(x)$ are $4x^3 + 3x^2 + 2x + 1$. The first step of NWC is NTT with weighted operations, which is steps 1 and 2 of 1. We multiply each coefficient of $a(x)$ with the $2n$ -th root to the power of its exponent, this

Algorithm 1 Negative Wrapped Convolution [7]

- Input:** $a(x), b(x) \in R_{n,q}$
Output: $p(x) = a(x) \times b(x) \bmod (x^n + 1, q)$
- 1: $\tilde{a}(x) = \sum_{j=0}^{n-1} a_j \psi_{2n}^j x^j \bmod q$
 $\tilde{b}(x) = \sum_{j=0}^{n-1} b_j \psi_{2n}^j x^j \bmod q$
 - 2: $\tilde{A}(x) : \tilde{A}_k = \sum_{j=0}^{n-1} \tilde{a}_j \omega_n^{kj} \bmod q, k \in [0, n-1]$
 $\tilde{B}(x) : \tilde{B}_k = \sum_{j=0}^{n-1} \tilde{b}_j \omega_n^{kj} \bmod q, k \in [0, n-1]$
 - 3: $\tilde{P}(x) = \tilde{A}(x) \odot \tilde{B}(x) = \sum_{k=0}^{n-1} \tilde{A}_k \tilde{B}_k x^k$
 - 4: $\tilde{p}(x) = n^{-1} \sum_{j=0}^{n-1} \tilde{P}_j \omega_n^{-kj} \bmod q, k \in [0, n-1]$
 - 5: $p(x) = \sum_{j=0}^{n-1} \tilde{p}_j \psi_{2n}^{-j} x^j \bmod q$
-

gives us the weighted $\tilde{a}(x)$. After we obtain $\tilde{a}(x)$, we feed the weighted input into NTT as shown in Fig. 3. Note that twiddle factor ω is the n -th root of unity, which means $\psi^2 = \omega$. The NTT for polynomial $a(x)$ is mathematically expressed as

$$\tilde{A}_k = \sum_{j=0}^{n-1} a_j \psi_{2n}^j \omega_n^{kj} \bmod q, \quad k \in [0, n-1]. \quad (13)$$

Step 3 of Algorithm 1 takes the outputs of both NTT blocks and performs point-wise multiplication. Since we assume $a(x)$ and $b(x)$ are the same, the coefficients of the results of point-wise multiplications \tilde{P}_j will be $[15^2, 13^2, 11^2, 16^2] \bmod q$ that is equivalent to $[4, 16, 2, 1]$.

Step 4 and 5 of Algorithm 1 are feeding $\tilde{P}(x)$ into the weighted iNTT block, which is defined as

$$p_k = n^{-1} \psi_{2n}^{-k} \sum_{j=0}^{n-1} \tilde{P}_j \omega_n^{-kj} \bmod q, \quad k \in [0, n-1], \quad (14)$$

where n^{-1} is the modular multiplicative inverse of n with respect to modulo q . The iNTT block is similar to the NTT block with only three differences. One, the weighted operations are moved to the end of iNTT, and the $2n$ -th roots are replaced with the inverse of $2n$ -th roots. Second, the twiddle factors are replaced with the inverse of twiddle factors. Third, additional multipliers are added for multiplying n^{-1} . The polynomial we obtain at the output is $3x^3 + 11x^2 + 14x + 10$. We can verify this result by computing $(4x^3 + 3x^2 + 2x + 1)^2 \bmod (x^4 + 1, 17) = 16x^6 + 7x^5 + 8x^4 + 3x^3 + 10x^2 + 4x + 1 \bmod (x^4 + 1, 17)$, which is equivalent to $3x^3 + 11x^2 + 14x + 10$.

III. A LOW-COMPLEXITY NTT-BASED POLYNOMIAL MULTIPLICATION

Although we can reduce the $2n$ degree polynomial multiplication to n degree multiplication by using negative wrapped convolution, there are still some tradeoffs. Additional weighted operations are required before NTT and after iNTT. That is a total of $2n$ additional large coefficient modular multiplications compared to classic NTT/iNTT computation. Recent works [8], [9], [10], and [11] have presented a new method to merge the weighted operations into the butterfly operations. This method is able to merge the pre-processing portion into the NTT block with low-complexity NTT and the post-processing portion into the iNTT block with low-complexity iNTT. The

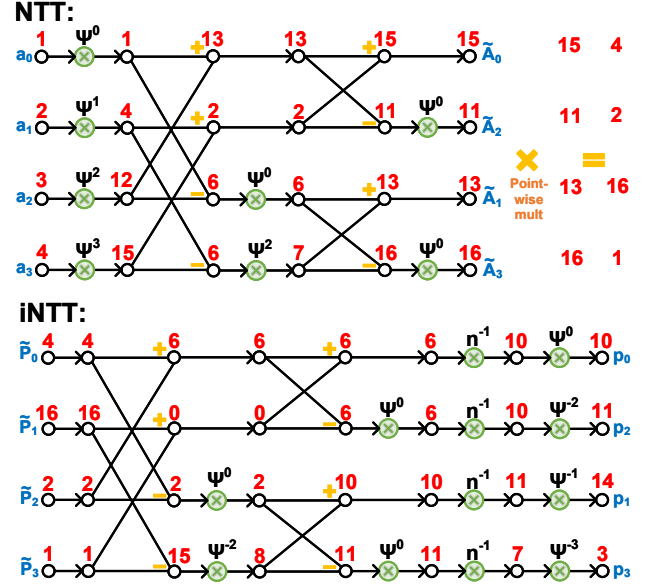


Fig. 3: An example of 4-point negative wrapped convolution.

detailed algorithm is shown in 2 and 3, and the block diagram is shown in Fig. 4.

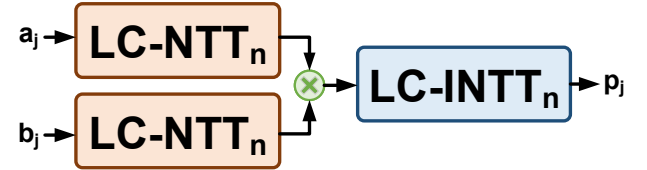


Fig. 4: A block diagram of modular polynomial multiplication using NWC with low-complexity NTT/iNTT

A. Low-complexity NTT

Algorithm 2 merges the weighted operation before NTT in step 2 of algorithm 1 by changing the twiddle factors. In particular, the new NTT in Equation (13) is re-represented as \tilde{A}_k and $\tilde{A}_{k+n/2}$ by using the Cooley-Turkey decimation-in-time (DIT) method [12]. First, we can rewrite Equation (13) by splitting the summation into two groups based on the parity of the index of a . For $k = 0, 1, \dots, n/2 - 1$:

$$\begin{aligned} A_k &= \sum_{j=0}^{n/2-1} a_{2j} \psi_{2n}^2 2j \omega_n^{2kj} \\ &+ \sum_{j=0}^{n/2-1} a_{(2j+1)} \psi_{2n}^{2j+1} \omega_n^{k(2j+1)} \bmod q \end{aligned}$$

With the scale property of twiddle factors, $\omega_{n/m}^{k/m} = \omega_n^k$.

$$\begin{aligned} A_k &= \sum_{j=0}^{n/2-1} a_{2j} \psi_n^j \omega_n^{kj} \\ &+ \psi_{2n} \omega_n^k \sum_{j=0}^{n/2-1} a_{(2j+1)} \psi_n^j \omega_n^{kj} \bmod q \end{aligned}$$

Algorithm 2 Low-Complexity NTT Algorithm without Pre-processing [10]

Let the vector \mathbf{a} and \mathbf{A} denote $(a_0, a_1, \dots, a_{n-1})$ and $(A_0, A_1, \dots, A_{n-1})$, respectively, where $a_i \in \mathbb{Z}_q$, $A_i \in \mathbb{Z}_q$, $i = 0, 1, 2, \dots, n-1$.

Input: $\mathbf{a}, n, q; \psi_{2n}^i, i = 0, 1, \dots, n-1$

Output: $\mathbf{A} = NTT(\mathbf{a})$

```

1:  $\mathbf{A} \leftarrow \text{scramble}(\mathbf{a})$ 
2: for  $s = 1$  to  $\log_2 n$  do
3:    $m \leftarrow 2^s$ 
4:   for  $j = 0$  to  $m/2 - 1$  do
5:      $\omega = \psi_{2n}^{(2j+1)n/m}$ 
6:     for  $k = 0$  to  $n/m - 1$  do
7:        $u = A_{km+j}$ 
8:        $t = \omega \cdot A_{km+j+m/2} \pmod q$ 
9:        $A_{km+j} = (u + t) \pmod q$ 
10:       $A_{km+j+m/2} = (u - t) \pmod q$ 
11:     end for
12:   end for
13: end for
14: return  $\mathbf{A}$ 

```

Then we can group them into two parts based on the size of the index k . By applying the symmetry property of twiddle factors ($\omega_n^{k+n/2} = -\omega_n^k$) and the periodicity property of twiddle factors ($\omega_n^{k+n} = \omega_n^k$), we have:

$$\tilde{A}_k = a_k^{(0)} + \psi_{2n} \omega_n^k a_k^{(1)} \pmod q, \quad (15)$$

$$\tilde{A}_{k+n/2} = a_k^{(0)} - \psi_{2n} \omega_n^k a_k^{(1)} \pmod q, \quad (16)$$

where $k \in [0, \frac{n}{2} - 1]$ and

$$a_k^{(0)} = \sum_{j=0}^{n/2-1} a_{2j} \psi_n^j \omega_n^{kj} \pmod q, \quad (17)$$

$$a_k^{(1)} = \sum_{j=0}^{n/2-1} a_{(2j+1)} \psi_n^j \omega_n^{kj} \pmod q. \quad (18)$$

Since $\omega_n = \psi_{2n}^2 \pmod q$, the integers ψ_{2n}^j and ω_n^{kj} can be merged as an integer $\psi_{2^{s+1}}^{(2j+1)n/2^s}$ in the s -th stage; Thus, only one multiplication is required in the butterfly operation.

B. Low-complexity INTT

The improved INTT algorithm merges not only the weighted operation but also the multiplication with constant n^{-1} into the butterfly operations, as presented in [8]. Based on the Gentleman-Sande decimation-in-frequency (DIF) method [13], we can rewrite Equation (14) by splitting the items in the summation into two parts according to the size of the index of \tilde{P}_j . For $k = 0, 1, \dots, n/2 - 1$:

$$p_k = n^{-1} \psi_{2n}^{-k} \left(\sum_{j=0}^{n/2-1} \tilde{P}_j \omega_n^{-kj} + \sum_{j=n/2}^{n-1} \tilde{P}_j \omega_n^{-kj} \right) \pmod q$$

Based on the symmetry property and periodicity property of twiddle factors, the index of the second summation can be

changed from $[n/2, n-1]$ to $[0, n/2-1]$:

$$p_k = n^{-1} \psi_{2n}^{-k} \left[\sum_{j=0}^{n/2-1} \tilde{P}_j \omega_n^{-kj} + \sum_{j=0}^{n/2-1} \tilde{P}_{(j+n/2)} \omega_n^{-k(j+n/2)} \right] \pmod q$$

According to the parity of k , we can group them into two parts:

$$p_{2k} = n^{-1} \psi_{2n}^{-2k} \left[\sum_{j=0}^{n/2-1} \tilde{P}_j \omega_n^{-2kj} + (-1)^{2k} \sum_{j=0}^{n/2-1} \tilde{P}_{(j+n/2)} \omega_n^{-2kj} \right] \pmod q$$

$$p_{2k+1} = n^{-1} \psi_{2n}^{-(2k+1)} \left[\sum_{j=0}^{n/2-1} \tilde{P}_j \omega_n^{-(2k+1)j} + (-1)^{(2k+1)} \sum_{j=0}^{n/2-1} \tilde{P}_{(j+n/2)} \omega_n^{-(2k+1)j} \right] \pmod q$$

With the scale property of twiddle factors, we can simplify the equations as:

$$p_{2k} = \left(\frac{n}{2}\right)^{-1} \psi_n^{-k} \sum_{j=0}^{n/2-1} \left[\frac{\tilde{P}_j + \tilde{P}_{(j+n/2)}}{2} \omega_n^{-kj} \right] \pmod q$$

$$p_{2k+1} = \left(\frac{n}{2}\right)^{-1} \psi_n^{-k} \sum_{j=0}^{n/2-1} \left\{ \left[\frac{\tilde{P}_j - \tilde{P}_{(j+n/2)}}{2} \right] \psi_{2n}^{-1} \omega_n^{-j} \right\} \omega_n^{-kj} \pmod q$$

Let

$$\tilde{P}_j^{\text{even}} = \frac{\tilde{P}_j + \tilde{P}_{j+n/2}}{2} \pmod q \quad (19)$$

$$\tilde{P}_j^{\text{odd}} = \frac{\tilde{P}_j - \tilde{P}_{j+n/2}}{2} \psi_{2n}^{-1} \omega_n^{-j} \pmod q. \quad (20)$$

We have

$$p_{2k} = \frac{n^{-1}}{2} \psi_n^{-k} \sum_{j=0}^{n/2-1} \tilde{P}_j^{\text{even}} \omega_n^{-kj} \pmod q, \quad (21)$$

$$p_{2k+1} = \frac{n^{-1}}{2} \psi_n^{-k} \sum_{j=0}^{n/2-1} \tilde{P}_j^{\text{odd}} \omega_n^{-kj} \pmod q, \quad (22)$$

Similarly, the integers ω_n^{-j} and ψ_{2n}^{-1} are combined as an integer $\psi_{2^{s+1}}^{-(2j+1)n/2^s}$ in the s -th stage. Different from the NTT butterfly architecture, the modular addition and modular subtraction intermediate results in the iNTT butterfly need to be multiplied by $2^{-1} \pmod q$. Although it seems like this will add additional multipliers to the iNTT block, the modular multiplication by 2^{-1} can be implemented as additions:

$$\begin{aligned}
\frac{x}{2} &\equiv (2\lfloor \frac{x}{2} \rfloor + 1) \frac{q+1}{2} \\
&\equiv \lfloor \frac{x}{2} \rfloor (q+1) + \frac{q+1}{2} \\
&\equiv \lfloor \frac{x}{2} \rfloor + \frac{q+1}{2} \pmod{q}
\end{aligned} \tag{23}$$

$\lfloor \frac{x}{2} \rfloor$ in Equation (23) can be implemented as ($x \gg 1$), and $(q+1)/2$ is a constant. Hence, no modular multiplications are required.

Algorithm 3 Low-Complexity INTT Algorithm without Post-processing [8]

Let the vector \mathbf{a} and \mathbf{A} denote $(a_0, a_1, \dots, a_{n-1})$ and $(A_0, A_1, \dots, A_{n-1})$, respectively, where $a_i \in \mathbb{Z}_q$, $A_i \in \mathbb{Z}_q$, $i = 0, 1, 2, \dots, n-1$.

Input: $\mathbf{a}, n, q; \psi_{2n}^i, i = 0, 1, \dots, n-1$

Output: $\mathbf{A} = iNTT(\mathbf{a})$

```

1: for  $s = 1$  to  $\log_2 n$  do
2:    $m \leftarrow 2^s$ 
3:   for  $j = 0$  to  $m/2 - 1$  do
4:      $\omega = \psi_{2n}^{-(2j+1)n/m}$ 
5:     for  $k = 0$  to  $n/m - 1$  do
6:        $u = A_{km+j}$ 
7:        $t = A_{km+j+m/2}$ 
8:        $A_{km+j} = \frac{(u+t)}{2} \pmod{q}$ 
9:        $A_{km+j+m/2} = \frac{(u-t)}{2} \cdot \omega \pmod{q}$ 
10:    end for
11:  end for
12: end for
13:  $\mathbf{A} \leftarrow \text{scramble}(\mathbf{a})$ 
14: return  $\mathbf{A}$ 

```

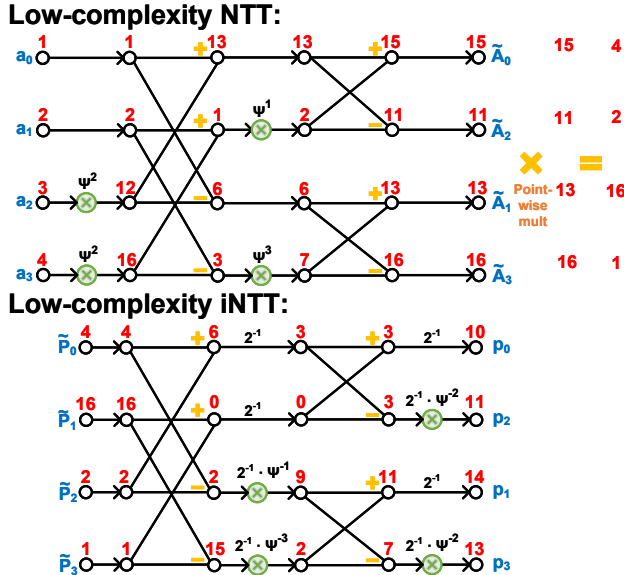


Fig. 5: An example of 4-point low-complexity negative wrapped convolution.

Fig. 5 is an example of negative wrapped convolution with low-complexity NTT/INTT. We consider the same input as

Fig. 3 that both $a(x)$ and $b(x)$ are $4x^3 + 3x^2 + 2x + 1$. $n = 4$, $q = 17$, $\psi = 2$, $\psi^{-1} = 9$ ($2 \times 9 = 18 \equiv 1 \pmod{17}$), and $2^{-1} = 9$ ($2 \times 9 = 18 \equiv 1 \pmod{17}$). For low-complexity NTT, the multipliers are now moved before the butterfly addition and subtraction. The output polynomial is the same as what we obtained from the previous example. For low-complexity INTT, additional "multiplication" of 2^{-1} is required after every butterfly addition and subtraction. However, no additional multipliers are implemented according to Equation (23). The output polynomial $3x^3 + 11x^2 + 14x + 10$ is the same as what we obtained from the previous example.

C. Comparisons

The low-complexity NTT does not require pre-processing with n modular multiplications. As a result, an n -point low-complexity NTT requires only $(n/2) \cdot \log_2 n$ modular multiplications instead of $(n/2) \cdot \log_2 N + N$ modular multiplications. Similarly, the low-complexity INTT does not require post-processing with $2n$ modular multiplications. As a result, an n -point low-complexity INTT requires only $(n/2) \cdot \log_2 n$ modular multiplications instead of $(n/2) \cdot \log_2 n + 2n$ modular multiplications. Combining NTT and INTT, there are $3n$ additional modular multipliers.

Fig. 6 is an example of the comparison between NTT/INTT and low-complexity NTT/INTT with $n = 4$. The red box highlighted the additional modular multipliers that the original NTT/INTT has. With $n = 4$, there are 12 additional modular multipliers. Applications such as homomorphic encryption, n are usually in the range of thousands or more. With $3n$ multipliers reduction, this will make a significant impact on the cost of designing such polynomial modular multipliers.

IV. CONCLUSION

This paper introduced several optimization techniques for NTT-based polynomial modular multiplications. These methods are classic convolution theory, negative wrapped convolution, and an improved version of NWC with low-complexity NTT/INTT.

With low-complexity NTT/INTT, there is no additional polynomial reduction required after NTT/INTT and no zero-padding for both input polynomials. Also, compared to the classic NWC, the pre-processing and post-processing multiplications are eliminated, which saves a total of $3n$ multipliers for the entire process.

REFERENCES

- [1] R. L. Rivest, L. Adleman, M. L. Dertouzos *et al.*, "On data banks and privacy homomorphisms," *Foundations of secure computation*, vol. 4, no. 11, pp. 169–180, 1978.
- [2] V. Lyubashevsky, C. Peikert, and O. Regev, "On ideal lattices and learning with errors over rings," in *Annual international conference on the theory and applications of cryptographic techniques*. Springer, 2010, pp. 1–23.
- [3] D. E. Knuth, "Seminumerical algorithms," *The art of computer programming*, vol. 2, 1997.
- [4] S. S. Roy, F. Turan, K. Jarvinen, F. Vercauteren, and I. Verbauwhede, "Fpga-based high-performance parallel architecture for homomorphic computing on encrypted data," in *2019 IEEE International symposium on high performance computer architecture (HPCA)*. IEEE, 2019, pp. 387–398.

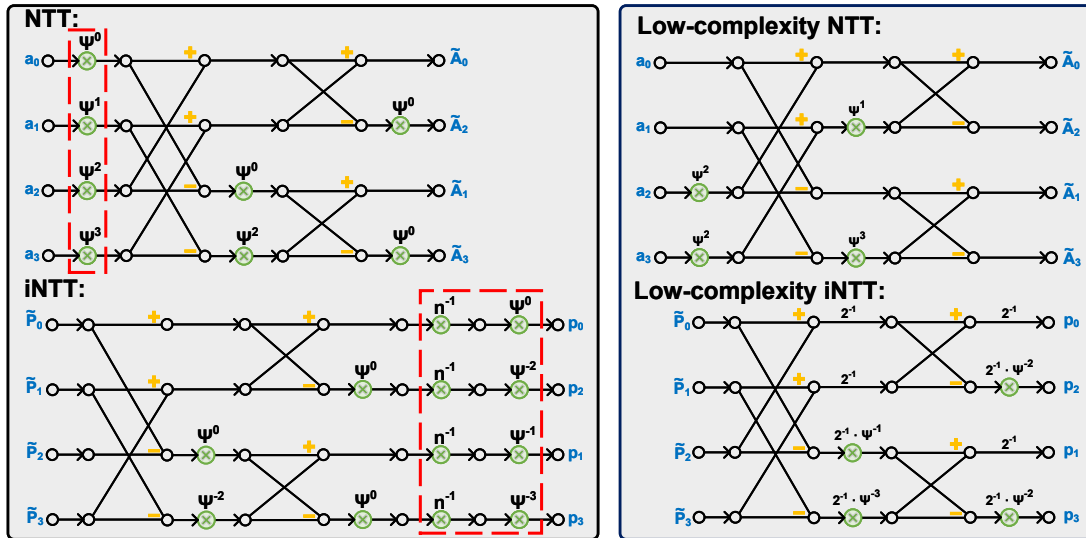


Fig. 6: A comparison between NTT/iNTT and low-complexity NTT/iNTT with $n = 4$

- [5] E. Alkim, L. Ducas, T. Pöppelmann, and P. Schwabe, “Post-quantum key {Exchange—A} new hope,” in *25th USENIX Security Symposium (USENIX Security 16)*, 2016, pp. 327–343.
- [6] F. Winkler, “Polynomial algorithms in computer algebra,” in *Texts and Monographs in Symbolic Computation*, 1996.
- [7] V. Lyubashevsky, D. Micciancio, C. Peikert, and A. Rosen, “SWIFFT: A modest proposal for FFT hashing,” in *International Workshop on Fast Software Encryption*. Springer, 2008, pp. 54–72.
- [8] N. Zhang, B. Yang, C. Chen, S. Yin, S. Wei, and L. Liu, “Highly efficient architecture of newhope-nist on fpga using low-complexity ntt/intt,” *IACR Transactions on Cryptographic Hardware and Embedded Systems*, pp. 49–72, 2020.
- [9] P. Longa and M. Naehrig, “Speeding up the number theoretic transform for faster ideal lattice-based cryptography,” in *International Conference on Cryptology and Network Security*. Springer, 2016, pp. 124–139.
- [10] S. S. Roy, F. Vercauteren, N. Mentens, D. D. Chen, and I. Verbauwhede, “Compact ring-lwe cryptoprocessor,” in *International workshop on cryptographic hardware and embedded systems*. Springer, 2014, pp. 371–391.
- [11] T. Pöppelmann, T. Oder, and T. Güneysu, “High-performance ideal lattice-based cryptography on 8-bit atmega microcontrollers,” in *International conference on cryptology and information security in Latin America*. Springer, 2015, pp. 346–365.
- [12] J. Cooley and J. Tukey, “An algorithm for machine calculation of complex fourier series. mathematics of computing, reprinted 1972,” *Digital signal processing. IEEE Press, New York, NY*, pp. 223–227, 1965.
- [13] W. M. Gentleman and G. Sande, “Fast fourier transforms: for fun and profit,” in *Proceedings of the November 7-10, 1966, fall joint computer conference*, 1966, pp. 563–578.



Keshab K. Parhi (Fellow, IEEE) is the Erwin A. Kelen Chair in Electrical Engineering and a Distinguished McKnight University Professor in the Department of Electrical and Computer Engineering. He completed his Ph.D. in EECS at the University of California, Berkeley in 1988. He has published over 700 papers, is the inventor of 34 patents, and has authored the textbook *VLSI Digital Signal Processing Systems* (Wiley, 1999). His current research addresses VLSI architectures for machine learning, hardware security, data-driven neuroscience and

DNA computing. Dr. Parhi is the recipient of numerous awards including the 2003 IEEE Kiyoo Tomiyasu Technical Field Award, and the 2017 Mac Van Valkenburg award and the 2012 Charles A. Desoer Technical Achievement award from the IEEE Circuits and Systems Society. He served as the Editor-in-Chief of the *IEEE Trans. Circuits and Systems, Part-I: Regular Papers* during 2004 and 2005. He is a Fellow of the ACM, AIMBE, AAAS, and NAI.



Sin-Wei Chiu (Graduate Student Member, IEEE) received his bachelor’s degree in electrical engineering from National Central University, Taiwan, in 2020. He is currently pursuing a Ph.D. degree in electrical engineering at the University of Minnesota, Twin Cities. His current research interests include VLSI architecture design, digital signal processing systems, post-quantum cryptography, and homomorphic encryption.