

Split Learning in 6G Edge Networks

Zheng Lin, Guanqiao Qu, Xianhao Chen, *Member, IEEE*, and Kaibin Huang, *Fellow, IEEE*

Abstract—With the proliferation of distributed edge computing resources, the 6G mobile network will evolve into a network for connected intelligence. Along this line, the proposal to incorporate federated learning into the mobile edge has gained considerable interest in recent years. However, the deployment of federated learning faces substantial challenges as massive resource-limited IoT devices can hardly support on-device model training. This leads to the emergence of split learning (SL) which enables servers to handle the major training workload while still enhancing data privacy. In this article, we offer a brief overview of key advancements in SL and articulate its seamless integration with wireless edge networks. We begin by illustrating the tailored 6G architecture to support edge SL. Then, we examine the critical design issues for edge SL, including innovative resource-efficient learning frameworks and resource management strategies under a single edge server. Furthermore, from a networking perspective, we expand the scope to multi-edge scenarios, exploring multi-edge collaboration and model placement/migration. Finally, we discuss open problems for edge SL, including convergence analysis, asynchronous SL, and label privacy preservation.

Index Terms—6G, split learning, federated learning, edge computing.

I. INTRODUCTION

The conventional cloud-based model training, which centralizes all data for processing, is no longer sufficient to meet the soaring data traffic demands, ubiquitous computing needs, stringent latency, and personalization requirements of emerging Internet-of-Things (IoT) applications. To overcome these challenges, edge learning has emerged as an exciting research direction, which harnesses the power of multi-access edge computing (MEC) to support machine learning and local training, thereby achieving reduced backhaul bandwidth costs, ultra low latency, and context awareness. For example, as a subdomain of edge learning, federated edge learning (FEEL) has attracted significant research and industry interest in the past few years due to its privacy-enhancement nature, which has already been discussed in 3GPP release 18 for 5G standardization [1].

However, federated learning (FL) also has its limitations. The core idea of FL is to leverage local model training and global model aggregation for collaborative learning without accessing users' raw data, as illustrated in Fig. 1. Unfortunately, FL may be infeasible for a large number of resource-limited IoT devices since the entire model is trained at end devices. To overcome this hurdle, split learning (SL) has emerged as a promising model training scheme. By splitting a model and placing a part of it at an edge server,

SL allows a server to handle the major workload of deep neural networks (DNNs) based on model splitting while still retaining a few early layers and raw data at local devices for privacy preservation. This approach significantly reduces the computing, storage, and memory requirements for model training, making machine learning (ML) more accessible to resource-constrained devices.

As an alternative to FL, we believe that SL has the potential to become one of the predominant AI technologies in the 6G edge. 6G will be a network of sensors, computing devices, and ML to achieve superior performance for ubiquitous AI tasks while addressing concerns of data ownership and privacy [2]. The favorable characteristics of SL are perfectly aligned with the vision of 6G. On the one hand, as explained earlier, *SL allows for training workload offloading while enhancing data privacy*. This is of paramount importance for pervasive IoT devices with constrained hardware, such as smart-home and healthcare cameras, which may struggle to support compute-intensive local training as required in FL. On the other hand, *SL enables better resource utilization by leveraging dispersed computing and memory resources over the network edge*. Nowadays, it is common for deep neural networks to contain millions or even billions of parameters, making them challenging to train efficiently at the edge. For instance, GPT-3 has 175 billion parameters, which amounts to over 700GB in 32-bit! In the 6G era, edge computing resources will become ubiquitous, where servers can be the ones in the network core, macro base stations, small base stations, pico base stations, and even autonomous cars and mobile phones with idle resources. By enabling model splitting, SL at the 6G edge can facilitate flexible computing load sharing among end devices and multiple servers for collaborative learning. This enables the best utilization of distributed computing resources for performing resource-intensive AI tasks, leading to more efficient and effective edge learning.

The integration of mobile edge networks and SL presents unique technical challenges and exciting research opportunities. To date, this field remains relatively under-explored. To facilitate effective SL at the edge, the main design challenges arise from the need for frequent transmissions of high-dimension features and back-propagated gradients over bandwidth-limited wireless channels and training deep models over resource-constrained edge networks. These problems can only be properly addressed by a holistic design of learning frameworks, computing load scheduling, and networking resource management, which is highly challenging.

This article aims to thoroughly examine the deployment of SL in the 6G edge networks. To this end, we first envision the 6G architectural design tailored for SL. Second, we identify the potential directions for efficient SL design, pointing out how to leverage model compression, activation compression,

Zheng Lin is with the Department of Electrical Engineering, Fudan University, Shanghai 200438, China (e-mail: zlin20@fudan.edu.cn).

Guanqiao Qu, Xianhao Chen and Kaibin Huang are with the Department of Electrical and Electronic Engineering, University of Hong Kong, Pok Fu Lam, Hong Kong (e-mail: gqqu@eee.hku.hk; xchen@eee.hku.hk; huangkb@eee.hku.hk). (*Corresponding author: Xianhao Chen*)

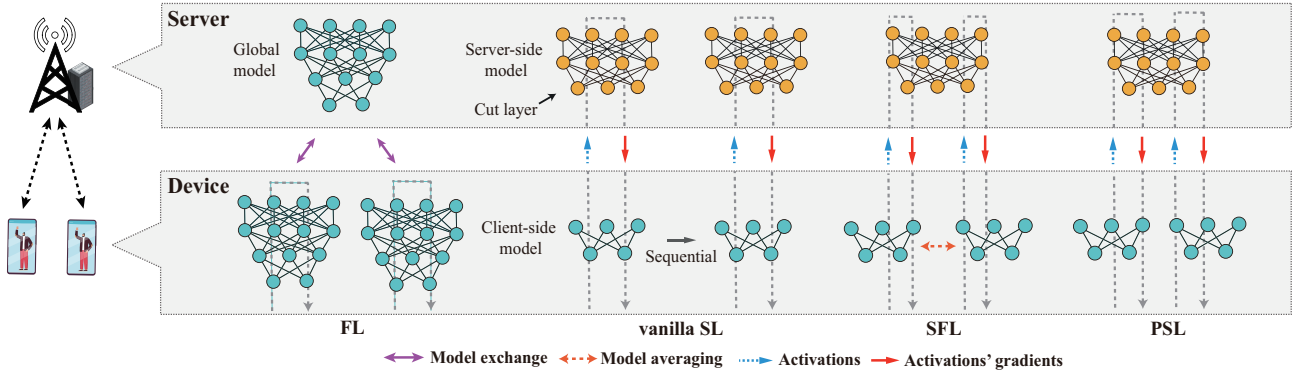


Fig. 1. An illustration of FL and the state-of-the-art SL frameworks.

and back-propagated to decrease resource demands of SL. Third, we introduce innovative designs for resource allocation and network management issues related to edge SL under both single-cell and multi-edge scenarios. In this respect, we elaborate on how model splitting leads to innovative designs of wireless networking techniques for SL, including dynamic resource allocation to optimize idle resource usage during the SL process, hierarchical or multi-hop SL for collaborative training of large models, and model placement/migration strategies to accommodate spatial- and time-varying needs as well as user mobility. In summary, this article provides the first comprehensive review of edge SL and highlight numerous research opportunities. It is important to note that despite the similarity in model splitting, the problems for edge SL significantly differ from edge split inference which has been covered by some existing articles [3], as the goal of edge SL is model training/fine-tuning rather than predictions at the edge.

This article is organized as follows. We begin by examining the existing SL approaches in Section II. Our discussion will then shift to the synergy between SL and 6G edge. Particularly, we discuss the 6G architectural design for SL in Section III, followed by in-depth discussions on innovative resource-efficient SL framework design in Section IV. We present the resource management strategies for SL under single-cell scenarios in V. Moreover, from a networking perspective, we identify the design for SL under multi-edge scenarios in VI. Finally, we identify open problems for edge SL in Section VII and conclude this article in Section VIII.

II. BACKGROUND

In this section, we briefly introduce several existing SL approaches, and compare them with FL.

A. Federated learning

Standard machine learning approaches generally runs optimization algorithms like Stochastic Gradient Descent (SGD) on a datacenter with a large dataset. To mitigate privacy leakage and bandwidth consumption for uploading user data for training, Google proposed FL in 2016, enabling mobile phones to collaboratively learn a shared model while keeping all the training data on devices [4]. The devices only train and upload the model updates to the server for aggregation,

as shown in Fig. 1. This idea has also sparked considerable interest from the telecommunication industry, which aims to implement FL deployment at the 5G/6G edge, leading to the emergence of a new field known as "federated edge learning" (FEEL).

B. Split learning

Given the increasing size of models and the pervasiveness of resource-limited IoT devices, FL may not be suitable for various IoT applications due to the need for full model training at end devices. As introduced in 2018, SL has emerged as a privacy-enhancing collaborative learning framework that addresses resource limitations while preserving data privacy. The idea is simply to partition a model into two or more parts and places them on the client and server sides, respectively, enabling the server to share the training workload.

There are several variants of SL. Its original form, called vanilla SL, targets privacy-preserving healthcare system [5]. It operates in a sequential manner, training the model for one client at a time. However, the sequential training process of vanilla SL incurs excessive training latency. Moreover, under highly non-IID settings, the sequential training could yield poor learning performance as the model tends to better fit the data distribution of the last client.

To address these issues, split federated learning (SFL) [6] and parallel split learning (PSL) [7], [8] have been devised to parallelize client-side model training, empowering clients to train their sub-models simultaneously, as illustrated in Fig. 1. The distinction between SFL and PSL lies in the synchronization requirements: following the spirit of FL, the former requires model averaging for client-side models in each training round whereas the latter does not require it. As a result, SFL results in increased communication costs due to client-side model transfer. Moreover, SFL requires separate and non-colluding servers for server-side model training and client-side model averaging, respectively. Otherwise, with the output of the client-side model and the client-side model parameters, an adversary server can easily recover the input raw data. Conversely, PSL eliminates the need for client-side model synchronization, which overcomes the above limitations. Yet, it naturally results in varied client-side model parameters across devices, which may slightly degrade learning performance in comparison to SFL, as shown in [9].

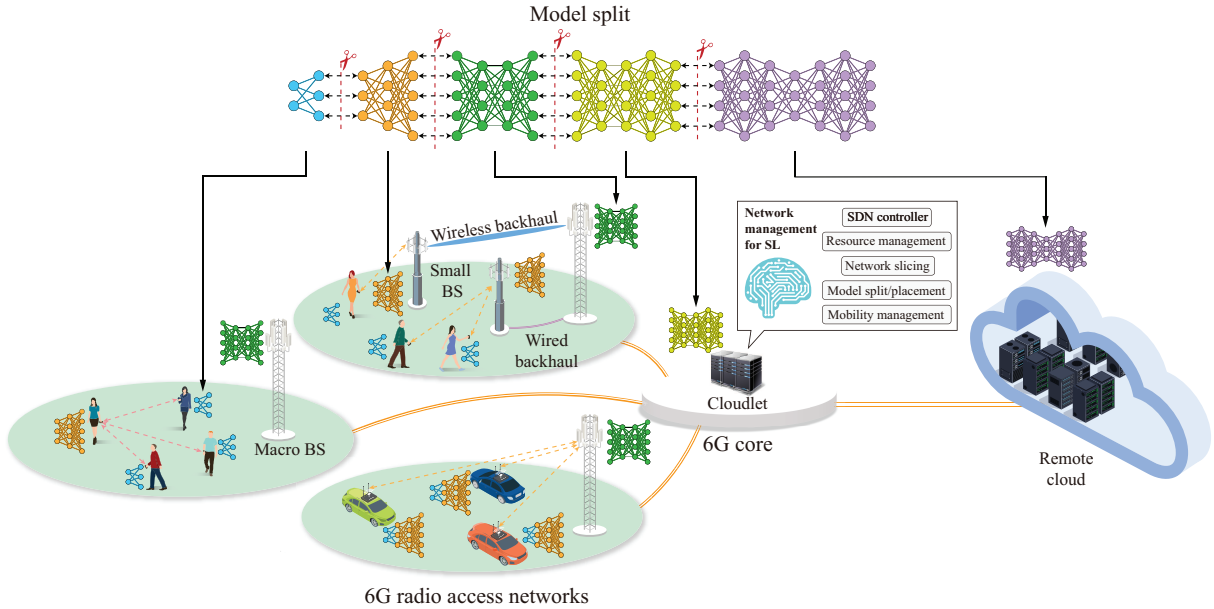


Fig. 2. The overall architecture for SL in 6G.

C. Federated Learning v.s. Split Learning

A natural question is how to choose between SL and FL, both of which are privacy-enhancing collaborative learning frameworks. A crucial factor is the computing capability of end devices. As previously mentioned, SL is a natural solution when the end device is resource-limited, which can hardly train a large model due to computing and memory constraints.

From a communication perspective, when the training dataset from clients is large, FL may be preferable as SL incurs large volumes of smashed data that is proportional to the size of dataset. In contrast, since FL involves model transmissions, SL becomes more communication-efficient when the size of model is large and the size of training dataset is relatively small.

III. ARCHITECTURAL DESIGN FOR EDGE SPLIT LEARNING

Edge SL demands an effective and holistic design of communications and training because there exists a fundamental tradeoff between computing cost for training partitioned models and communication cost for transferring smashed data (i.e., intermediate activations/back-propagated gradients) between the collaborating devices. A well-designed supporting architecture is essential for achieving satisfactory performance. 6G, which builds upon 5G, features the true convergence of communications and computing, providing ample opportunities to advance the full integration of MEC and SL. With this in mind, we will briefly review the 6G edge networks tailored for SL.

Due to the limitations of computing, storage, or memory, a single computing device/server may not be capable of training/deploying the full AI model. To enable efficient SL service provisioning, a hierarchical system is necessary to handle services with different computing loads, delay requirements, and personalization demands. 6G SL system comprises data sources, such as smart cameras, mobile phones, and

autonomous cars, and heterogeneous cellular base stations, such as small and macro base stations, edge servers (cloudlets) located at cell aggregation sites, and the remote cloud. As a result, versatile AI models, including complete or partial models, are distributed across multiple levels of the system for collaborative training and inference. In general, a larger (sub) model can be placed at a more powerful node further away from data sources whereas a smaller (sub) model can be stored at the resource-constrained edge devices/servers. The high-level computing nodes can also store (sub) models with more general representations for usage by users at a large scale, while lower-level edge nodes stores (sub) models better fitting local environments. Depending on the configurations, smashed data can be exchanged between these devices/servers through device-to-device (D2D) or vehicle-to-vehicle (V2V) links, wireless backhaul, or wired backhaul, as illustrated in the Fig. 2.

In SL, model training across multiple computing devices/servers presents significant challenges in resource coordination. To provide end-to-end QoS guarantees, centralized control is arguably indispensable. Fortunately, the central intelligence is aligned well with 6G architecture. To achieve this, the 6G edge can implement software-defined networking (SDN) to facilitate model transfer, smashed data routing, and computing resource allocation. By monitoring network link status, and computing/storage/memory resource availability, the central controller proactively split models, manages computing and networking resources, configures data routing, and conducts model placement/migration. End-to-end network slicing can be utilized for various SL tasks to achieve differentiated QoS provisioning. For example, SL tasks for autonomous driving or robot control demand ultra-low latency while SL tasks for training a next-word prediction model may not be time-sensitive. Finally, the 6G edge should also have mobility management components to enable seamless service

and model migration, allowing context-aware models to follow users as users move. By implementing these approaches, the 6G system can leverage network-wide distributed resources and meet the QoS requirements of diverse SL applications.

IV. RESOURCE-EFFICIENT SPLIT LEARNING FRAMEWORKS

Despite the promising benefits of SL, limited spectrum and computing resources at the network edge pose significant hurdles to effective implementation. It is often worthwhile to trade off accuracy for reduced latency under limited networking and computing resources. In what follows, we present innovative SL frameworks to decrease the resource demands of SL in different aspects.

A. Split Learning with Activation Compression

First of all, it is of paramount importance to reduce communication overhead for smashed data exchange between devices and the edge server. To mitigate this issue, one promising direction is to adopt auto-encoder, which trains an encoder to compress the data and then a decoder to recover the data [10]. In [10], cyclic convolution is employed to compress multiple features into a single compressed feature, which is decoded on the server side through cyclic correlation. Although the process introduces noise, the impact on learning performance is shown to be small.

Auto-encoders bring additional computation and training costs. Thus, the other direction is to directly compress the smashed data before uploading it to the edge server. To this end, feature compression has been explored in split inference by pruning activations [3]. Nevertheless, its impact on SL is worth further exploration by considering the back-propagation process. Also, it is important to theoretically characterize the convergence bound in terms of compression ratios, based on which an SL scheme with carefully designed feature compression ratio can be developed to achieve the optimal balance between training accuracy and latency.

B. Split Learning with Weight Compression

The second problem is how to reduce the computing workload, especially on end devices. Even though a server handles the majority of the workload in SL, the remaining computing load, such as several early layers necessary for concealing the raw data, might still be too demanding for resource-constrained mobile/IoT devices. A feasible solution is training on compressed models to further reduce computing and memory costs. There are several popular compression techniques [11]. i) *Model quantization* reduces the number of bits used to represent both weights and activations (e.g., from full precisions to 8 bits) to reduce the number of MAC operations and the memory requirements. ii) *model pruning* directly eliminates the number of parameters of DNN. More details can be found. Note that our target differs from gradient quantization well studied in distributed/federated learning with the objective of reducing communication costs. Instead, our goal to decrease computation costs by directly training on

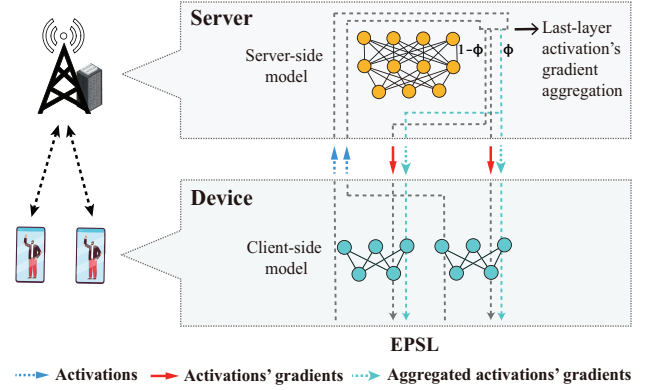


Fig. 3. The proposed EPSL scheme in [9].

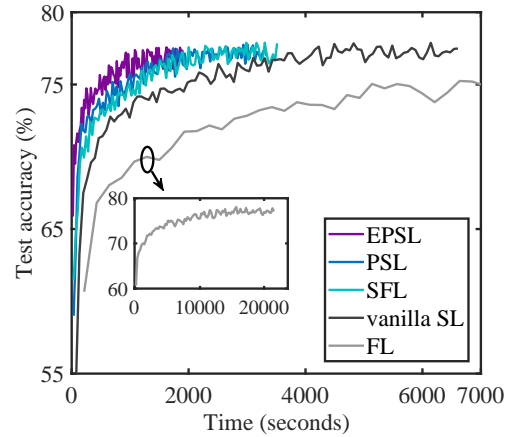


Fig. 4. The test accuracy of ResNet-18 on HAM10000 dataset under FL, vanilla SL, SFL, PSL and EPSL. The data samples are distributed over 5 clients under IID settings, where the total available bandwidth is 70 MHz, the computing capability of each client is uniformly distributed within $[0.1, 0.5] \times 10^9$ cycles/s, and the computing capability of the server is 7×10^9 cycles/s.

compressed weights. With the aforementioned methods, it is beneficial to devise a model compression scheme for SL, allowing clients and the edge server to use varying compression ratios based on their computing capabilities. For example, since the server is much more powerful than a client, clients can train on a low-precision sub-model, while a server can handle a high-precision sub-model. Theoretically analyzing the impact of this scheme is an interesting topic for future research, offering guidance on how to deploy SL with compression at the edge.

C. Split Learning with Back-propogated Gradient Aggregation

The final challenge we need to address is reducing server-side computing workload. Although an edge server is generally more powerful than an individual device, it can also become the bottleneck in PSL/SFL, since the server may serve a massive number of clients and often take over the majority of the training workload. To tackle this issue, we have proposed efficient parallel split learning (EPSL) [9] to reduce the dimension of back-propagated gradients by aggregating the last-layer activations' gradients, as depicted in Fig. 3. Compared

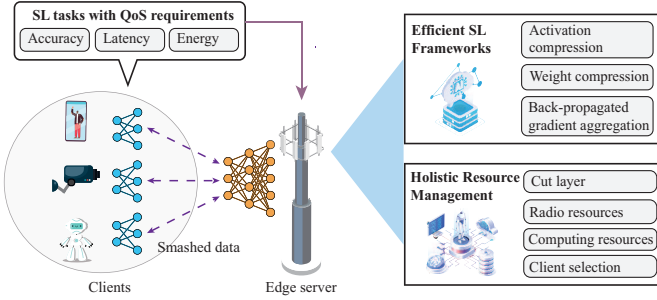


Fig. 5. An illustration of SL under single-cell systems.

with existing state-of-the-art SL benchmarks, such as SFL and PSL, this method can reduce back-propagation computing and communication costs from $\mathcal{O}(M)$ (number of clients) to $\mathcal{O}(1)$. Note that EPSL can also control the aggregation ratio ϕ in the backpropagation process to strike a balance between the reduction in communications/computing costs and learning accuracy, where $\phi = 0$ reduces EPSL to PSL. The superiority of EPSL over other SL approaches is demonstrated in Fig. 4, where the back-propagated gradients are reduced without noticeably impacting the learning accuracy (i.e., with 0.46% deterioration when the model converges). More details can be found in [9].

V. RESOURCE MANAGEMENT FOR SPLIT LEARNING: THE SINGLE-CELL PERSPECTIVE

In parallel split learning, the training latency is determined by the slowest client, also known as the "straggler." To mitigate this issue, the channels and server-side computing resources should be judiciously allocated to the stragglers to optimize the training process. Although the straggler effect is also present in FL, parallel split learning involves model splitting and smashed data exchange, making the design significantly different from the approaches for FL. In light of these needs, by focusing on a single cell as shown in Fig. 5, we will discuss network resource allocation problems tailored for edge SL.

A. Joint Resource Allocation and Model Split

Network resource allocation is tightly coupled with model splitting in SL. The split layer significantly impacts training latency, as it leads to varying training workloads between end devices and edge servers and different communication overheads due to the output data sizes across layers. In particular, when splitting the model at a "deeper" layer, more computing workload is left at the client side, while the communication overhead can be potentially reduced as the size of layer output often shrinks as it traverses deeper, such as in most convolutional neural networks (CNNs). On the other hand, since an edge server in SL supports parallel training for multiple clients, allocating more computing and channel resources to the straggler is necessary to compensate for its limited local computing and communication capabilities. Along this line, Wu et al. propose a cluster-based SL in which

clients concurrently train the model in each cluster based on SFL [12]. Subsequently, the model undergoes training across different groups based on the traditional SL method. This approach stochastically optimizes the cut layer selection, device clustering, and radio spectrum allocation, where the cut layer selection decision is made in a larger timescale whereas device clustering and radio spectrum allocation decisions are made in a smaller timescale. Taking a step further, it is vital to develop on-demand resource scheduling schemes for PSL/SFL. The existing solutions allocate fixed resources for each client during a training round [9], [12]. However, this static resource partitioning leaves resources idle for a significant portion of the time in SL. For instance, when a client performs forward propagation, there is no data to transmit, leaving the assigned channels and server-side computing resources idle. Thus, exploring on-demand resource scheduling for PSL/SFL, which *dynamically* allocates channel and computing resources to clients in need to minimize latency, is worth further investigation.

B. Client Selection

Due to resource limitations, selecting all active clients for training may be impractical. Considering partial client participation, client selection plays a crucial role in edge SL. The 6G edge demands a unified client selection framework taking two factors into account: 1) the number of selected clients (or training data samples) and 2) the data diversity. On the one hand, some works for distributed learning aim to select as many as clients of resource heterogeneity as possible under deadline requirements [13]. The rationale is that involving more participants (or equivalently, more data samples) joining the training generally leads to faster convergence speed. On the other hand, maximizing the number of clients can result in a biased model, because in this case, client devices with poor channel conditions (e.g., at the cell edge) and limited computing capabilities are likely to be excluded. Therefore, it is also necessary to select clients based on their data distributions. One promising solution is to select client devices with higher loss values, which has been shown to improve training convergence in FL [14]. Note that ensuring data diversity could contradict the goal of selecting more clients within a deadline, as the client with a higher local loss may have poor channel gains and consume more bandwidth or time to upload the data. The unified client selection framework is expected to balance the number of clients selected and the data diversity (e.g., measured by local loss) for SL.

VI. RESOURCE MANAGEMENT FOR SPLIT LEARNING: THE NETWORKING PERSPECTIVE

The growing size of AI models presents a substantial challenge for edge learning. Based on multi-edge split learning, we can deploy large models at the 6G edge while overcoming the computing and memory constraints through sharing the workloads among distributed edge servers, as we motivated in Section I. Furthermore, model placement and migration are anticipated to be basic components in edge SL. This section is devoted to these aspects, which examines edge SL from a networking perspective.

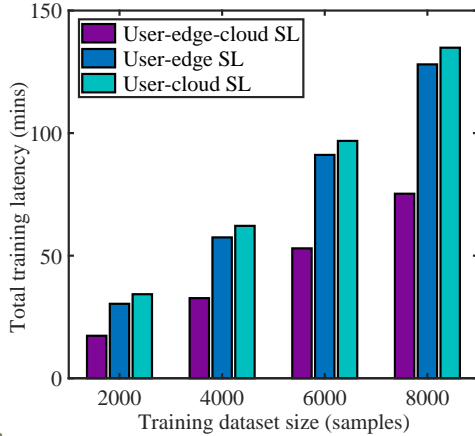


Fig. 6. The total training latency of user-edge-cloud, user-edge, and user-cloud architectures for achieving target accuracy on HAM10000 versus the training dataset size. The data samples are distributed over 5 clients under IID settings, where the computing capability of the cloud is 20×10^9 cycles/s, the edge-cloud link capacity is set to $\frac{1}{20}$ of the user-edge link capacity [15], and other key parameters are consistent with Fig. 4.

A. Hierarchical Split Learning

The practical 6G systems feature hierarchical computing architecture with cloud/edge servers of various levels, as illustrated in Fig. 2. To facilitate effective learning, it is crucial to coordinate the multi-level resources. It is important to note that, in comparison to the more common two-level SL, *multi-level server collaboration provides greater flexibility in achieving a balanced trade-off between communication and computing*. To demonstrate the effectiveness of multi-level SL, let us consider a three-tiered user-edge-cloud architecture. In this case, the communication bottleneck and latency often lie in the edge-cloud link. Meanwhile, as noted earlier, the layer size tends to diminish as it progresses deeper in many practical models like CNNs. Based on this observation, assigning some layers to end users and some other layers to the edge server allows for a deep and more “narrow” split layer between the edge and cloud, thereby reducing communication costs. In contrast, a two-tiered user-cloud architecture could involve excessive communication latency due to a large volume of smashed data exchange with the cloud for a “wider” early split layer (as the user can only execute several early layers). On the other hand, the two-tiered user-edge architecture, in spite of eliminating the need for cloud-edge transmissions, lacks adequate computing power at the edge. By considering PSL with five clients, Fig. 6 demonstrates the superiority of the hierarchical cloud-edge-user SL architecture over these two-tiered counterparts. To this end, exploring hierarchical split learning with potentially more levels for large-scale users is a valuable area to study in the future.

B. Multi-hop Split Learning

We extend our considered scenarios to the more general mesh network. The aforementioned hierarchical SL is a type of multi-hop SL, yet confined to the “vertical” paradigm only consisting of servers of different levels. In a more general sense, numerous small/macro base stations can form a mesh

of edge servers for multi-hop split learning. The primary motivation is to better share the workload among multiple servers to handle compute-intensive model training. To optimize the performance, it is essential to examine the joint system design of *model splitting and data routing* in multi-hop edge computing networks, taking into account bandwidth, computing, and memory constraints. In the 6G mobile networks, centralized smashed data routing can be implemented by considering sub-model splitting/placement and computing/bandwidth resource constraints in a centralized manner, utilizing SDN. This approach is expected to be more effective than distributed routing due to the global knowledge obtained by the central controller.

In addition to static edge servers, multi-hop SL can also be implemented in mobile ad hoc networks within the 6G paradigm. For example, a vehicular platoon can implement SL by partitioning and sharing a model among the vehicles within the group based on vehicle-to-vehicle (V2V) communications. Based on device-to-device (D2D) communications, smartphone users can also train a large model by splitting it into several parts. All these scenarios could capitalize on the dispersed resources at the network edge, as a single device/edge server may not be able to handle compute-intensive training tasks individually.

C. Edge Model Placement and Migration

The 6G network edge processes distributed storage resources, which can be explored for the placement and migration of versatile AI models to facilitate SL operations. Split learning/inference can leverage “partial model placement” to enhance the caching performance due to the fact that users and servers can execute part of the neural networks. Therefore, there exists a tradeoff between edge storage and communication and computing costs. While placing a larger portion of a model at the edge node occupies more storage space, it potentially reduces communication costs for exchanging data with other nodes. Besides, model placement/migration in SL can account for time-varying geographical data distributions of clients. There exist general (partial) models that suit a broad range of users/services (e.g., autonomous driving) but lack supreme task-specific performance, and also fine-tuned (partial) models specialized at certain tasks (e.g., autonomous driving for urban environments under rainy days). In model training/inference, the appropriate placement of these (partial) models enables real-time and low-cost data/model transfer between data sources and computing servers. These factors necessitate a revisit of service placement/migration problems under the edge computing paradigm.

VII. OPEN PROBLEMS

Although we have highlighted some research challenges and solutions, there are still a few pressing research problems that require urgent attention. We discuss these issues as follows.

A. Convergence Analysis for Parallel Split Learning

Convergence analysis plays a pivotal role in resource optimization for edge SL, as it guides us to allocate resources

to accelerate training. The convergence of SFL can be well understood, as it follows the principle of FL by synchronizing the entire models, including client-side models. Conversely, PSL eliminates the need for client-side model synchronization, resulting in varied model parameters across devices. Although empirical experiments have demonstrated that its impairment to learning performance appears to be negligible [9], to our best knowledge, there is no theoretical analysis showing the convergence of PSL yet, which demands further research efforts.

B. Asynchronous Edge Split Learning

In the current SFL/PSL framework, an edge server updates the model only when accomplishing the training for all clients. However, when a client device requires much longer training latency or transmission latency due to harsh channel conditions, others have to wait. Asynchronous PSL enables the server to update the server-side model as long as it completes training for one or a given number of clients, thereby boosting resource utilization. However, similar to asynchronous FL, this process potentially hinders model convergence because the stragglers will be under-represented due to less participation in model updates. Consequently, it is crucial to manage "model staleness" in asynchronous SFL and PSL by selecting the appropriate model aggregation frequency, which should adapt to the resource heterogeneity at the wireless edge.

C. Edge Split Learning with Label Privacy Preservation

In conventional SL, label should be placed at the server side. However, the data label sometimes contains private-sensitive information (i.e., the disease a patient may have), which must be preserved from the edge server. To overcome this, U-shaped split learning has been proposed in [5], where both the first and last layers are placed on the client side, allowing the output layers and their respective labels to remain local. The corresponding network resource optimization problem, therefore, demands the careful selection of two split layers, as well as the effective management of additional data transfer over wireless networks. However, since this paradigm introduces additional communication costs due to the presence of an extra split point, it is more suitable for application scenarios where label privacy is a major concern.

VIII. CONCLUSIONS

In the era of 6G, we anticipate that edge split learning can significantly lower the resource demand for on-device model training, allowing for rapid expansion of machine learning across massive IoT devices. This article reviewed the recent advancements in SL and articulated its seamless integration with the 6G edge from both learning and communication perspectives. As a field that remains largely uncharted, a rich set of research opportunities exist, such as the development of more effective and efficient SL frameworks, and resource allocation strategies tailored for mobile edge networks. We hope this work can attract attention from research communities, AI sectors, telecommunication industries, and standardization bodies, ultimately transforming edge SL into a tangible reality in the forthcoming 6G era.

REFERENCES

- [1] 3GPP, "Study on Traffic Characteristics and Performance Requirements for AI/ML Model Transfer in 5GS". 3rd Generation Partnership Project (3GPP), Technical Specification (TS) 22.874, 2021, version 18.2.0., Dec. 2021.
- [2] Huawei, *6G: The Next Horizon: From Connected People and Things to Connected Intelligence*. Cambridge, U.K.: Cambridge Univ. Press, 2021.
- [3] J. Shao and J. Zhang, "Communication-computation Trade-off in Resource-constrained Edge Inference," *IEEE Commun. Mag.*, vol. 58, no. 12, pp. 20–26, Dec. 2020.
- [4] B. McMahan, E. Moore, D. Ramage, S. Hampson, and B. A. y Arcas, "Communication-efficient Learning of Deep Networks From Decentralized Data," in *Proc. AISTATS*, Apr. 2017.
- [5] P. Vepakomma, O. Gupta, T. Swedish, and R. Raskar, "Split Learning for Health: Distributed Deep Learning Without Sharing Raw Patient Data," *arXiv preprint arXiv:1812.00564*, Dec. 2018.
- [6] C. Thapa, P. C. M. Arachchige, S. Camtepe, and L. Sun, "Splitfed: When Federated Learning Meets Split Learning," in *Proc. AAAI*, Feb. 2022.
- [7] M. Kim, A. DeRieux, and W. Saad, "A Bargaining Game for Personalized, Energy Efficient Split Learning over Wireless Networks," in *Proc. WCNC*, Mar. 2023.
- [8] P. Joshi, C. Thapa, S. Camtepe, M. Hasanuzzamana, T. Scully, and H. Afi, "Splitfed Learning Without Client-side Synchronization: Analyzing Client-side Split Network Portion Size to Overall Performance," *arXiv preprint arXiv:2109.09246*, Sep. 2021.
- [9] Z. Lin, G. Zhu, Y. Deng, X. Chen, Y. Gao, K. Huang, and Y. Fang, "Efficient Parallel Split Learning over Resource-constrained Wireless Edge Networks," *arXiv preprint arXiv:2303.15991*, Mar. 2023.
- [10] C.-Y. Hsieh, Y.-C. Chuang, and A.-Y. Wu, "C3-SL: Circular Convolution-Based Batch-Wise Compression for Communication-Efficient Split Learning," in *Proc. MLSP*, Aug. 2022.
- [11] L. Deng, G. Li, S. Han, L. Shi, and Y. Xie, "Model Compression and Hardware Acceleration for Neural Networks: A Comprehensive Survey," *Proc IEEE Inst Electr Electron Eng*, vol. 108, no. 4, pp. 485–532, Apr. 2020.
- [12] W. Wu, M. Li, K. Qu, C. Zhou, X. Shen, W. Zhuang, X. Li, and W. Shi, "Split Learning over Wireless Networks: Parallel Design and Resource Management," *IEEE J. Sel. Areas Commun.*, vol. 41, no. 4, pp. 1051–1066, Apr. 2023.
- [13] X. Chen, G. Zhu, Y. Deng, and Y. Fang, "Federated Learning over Multihop Wireless Networks With In-Network Aggregation," *IEEE Trans. Wirel. Commun.*, vol. 21, no. 6, pp. 4622–4634, Apr. 2022.
- [14] Y. J. Cho, J. Wang, and G. Joshi, "Towards Understanding Biased Client Selection in Federated Learning," in *Proc. AISTATS*, Mar. 2022.
- [15] S. Wang, X. Zhang, H. Uchiyama, and H. Matsuda, "HiveMind: Towards Cellular Native Machine Learning Model Splitting," *IEEE J. Sel. Areas Commun.*, vol. 40, no. 2, pp. 626–640, Feb. 2022.

Zheng Lin received his master's degree from Fudan University in 2023. He will pursue his Ph.D. degree at the University of Hong Kong. His research interests include edge intelligence and terahertz communications.

Guanqiao Qu is currently pursuing his Ph.D. degree at the University of Hong Kong. His research interests include edge intelligence and federated learning.

Xianhao Chen is an assistant professor at the Department of Electrical and Electronic Engineering, The University of Hong Kong. His research interests include wireless networking, edge intelligence, and distributed learning.

Kaibin Huang [Fellow, IEEE] is a Professor at the Department of Electrical and Electronic Engineering, The University of Hong Kong. His research interests include mobile edge computing, edge AI, and 6G systems.