

An Efficient Virtual Data Generation Method for Reducing Communication in Federated Learning

Cheng Yang, Xue Yang*, Dongxian Wu, Xiaohu Tang

Abstract

Communication overhead is one of the major challenges in Federated Learning (FL). A few classical schemes assume the server can extract the auxiliary information about training data of the participants from the local models to construct a central dummy dataset. The server uses the dummy dataset to finetune aggregated global model to achieve the target test accuracy in fewer communication rounds. In this paper, we summarize the above solutions into a data-based communication-efficient FL framework. The key of the proposed framework is to design an efficient extraction module (EM) which ensures the dummy dataset has a positive effect on finetuning aggregated global model.

Different from the existing methods that use generator to design EM, our proposed method, FedINIBoost borrows the idea of gradient match to construct EM. Specifically, FedINIBoost builds a proxy dataset of the real dataset in two steps for each participant at each communication round. Then the server aggregates all the proxy datasets to form a central dummy dataset, which is used to finetune aggregated global model. Extensive experiments verify the superiority of our method compared with the existing classical method, FedAVG, FedProx, Moon and FedFTG. Moreover, FedINIBoost plays a significant role in finetuning the performance of aggregated global model at the initial stage of FL.

1 Introduction

As an emerging learning paradigm, federated learning (FL) has attracted wide attention due to the ability in protecting privacy and security. Specifically, in FL (McMahan et al. 2017), the clients store data locally and only publish the model. To get a good model, the server needs to communicate with the clients for many rounds. At the same time, in the actual scenarios, large models are increasingly popular. As shown in Table 1, the scale of GPT (Radford et al. 2018), BERT (Devlin et al. 2019), GPT-2 (Radford et al. 2019) and T5 (Raffel et al. 2020) all exceeds 100MB. Frequent transmission of large-scale models makes communication cost and time cost increase significantly. Moreover, because of the influence of data heterogeneity (Li et al. 2022), the data of each participant are not-identically and independently distributed (Non-IID). As a result, local models differ greatly and conflict with each other, which directly leads to the

low accuracy of the aggregated global model. Therefore, under the data heterogeneity, the server needs to communicate more rounds with the clients in order to obtain the same accuracy compared with the data homogeneity, where the data of each participant are identically and independently distributed (IID). However, the bandwidth of the participants is limited. They cannot undertake such heavy communication tasks. Therefore, reducing communication overhead is an important research direction for FL. To address the

Table 1: The size of classic models.

Model	Size
GPT	110M
BERT	330M
GPT-2	1.5B
T5	11B

communication challenges in FL, many related approaches have been proposed. Some classical schemes consider reducing the communication overhead from the perspective of model compression (Bernstein et al. 2018; Hyeon-Woo, Ye-Bin, and Oh 2022; Sattler et al. 2019; Stich, Cordonnier, and Jaggi 2018; Wen et al. 2017). By compressing, these methods can effectively reduce the size of parameters transferred in each round. But the actual simulation shows that compression often diminishes the model performance. Therefore, it is still a serious problem to reduce communication cost while maintaining model accuracy.

In order to better solve the above problems, another methods reduce the communication overhead from the perspective of finetuning model (Lin et al. 2020; Zhang et al. 2022; Zhu, Hong, and Zhou 2021). Observing the above researches, the server aggregates the local models simply. It fails to fully capture the hidden information of the local models. They assume the server can obtain auxiliary information from the external environment or the local models. The auxiliary information can be used to finetune the global model and improve its accuracy. The server can even send it to the clients. With the help of auxiliary information, the degree of data heterogeneity in the clients is decreased. Thus, the conflict of local models is effectively alleviated. At this time, the aggregated results of local models also have higher performance. Intuitively, through the auxiliary infor-

*Corresponding author, Email Address: xueyang@swjtu.edu.cn

mation, the communication rounds between the server and the clients can be greatly abate for the same accuracy as required. In the end, they save communication cost successfully.

Compared with compression, we believe it is easier to meet the constraints of both model accuracy and communication overhead by fine-tuning the aggregated global model through auxiliary information. Therefore, this paper focuses on extracting better auxiliary information at the server to help the aggregated global model achieve greater accuracy after finetuning, so as to achieve less communication overhead, compared with the existing state-of-the-art method, FedFTG(Zhang et al. 2022). Different from FedFTG, which uses generator(Mirza and Osindero 2014) to extract auxiliary information from the local models, we obtain auxiliary information based on gradient match(Geiping et al. 2020; Zhu, Liu, and Han 2019). We find the proposed method has a significant effect on boosting the accuracy of the aggregated global model in the initial communication round. Therefore, we named the proposed method, FedINIBoost. Specifically, FedINIBoost constructs a proxy dataset of the real training dataset by two-step manner for each participant in current communication round. Then the server aggregates all the proxy datasets for finetuning the aggregated global model.

The main contributions of this paper are summarized as follows:

- We analyze existing approaches about decreasing communication overhead by extracting auxiliary information for finetuning and generalize them into the same framework.
- According to gradient match, we propose a simple and effective method, FedINIBoost. FedINIBoost can draw auxiliary information from the local models easier, and finetune the aggregated global model better than FedFTG. Concretely, we demonstrate the deficiencies of FedFTG and the effectiveness of FedINIBoost by observing the changes about test accuracy of the global model after finetuning with FedFTG and FedINIBoost in each communication round, respectively.
- We conduct empirical experiments on FedINIBoost against FedAVG(McMahan et al. 2017), FedProx(Li et al. 2020), Moon(Li, He, and Song 2021) and FedFTG(Zhang et al. 2022). The results demonstrate the validity of our proposed method, FedINIBoost.

2 Related Work

There exist extensive works on reducing communication overhead in FL. In our opinion, these methods can be divided into two categories, reduce transmission scale and reduce communication rounds.

2.1 Reduce transmission scale

Model compression is a very efficient way to reduce communication scale in FL. The common compression methods are quantization and sparsity. In terms of quantization, SignSGD(Bernstein et al. 2018) only uploads the sign of gradient, and one bit can represent a parameter. TernGrad(Wen et al. 2017) quantifies gradients randomly as +1, -1, and 0. For sparsity, FedPARA(Hyeon-Woo, Ye-Bin, and

Oh 2022) adopts the idea of low-rank matrix to split the weight matrix into the product of two lightweight matrices. Top- k only uploads the first k gradients with the largest values. In short, the above methods hope to save communication cost by decreasing the size of transmission parameters in each communication round.

2.2 Reduce communication rounds

FedProx(Li et al. 2020) makes the local model close to the global model by adding regular terms during local training. Similarly, based on FedProx, FedDyn(Acar et al. 2021) additionally considers the effect of historical local models. Moon(Li, He, and Song 2021) uses the idea of contrast learning to design regular terms. FedDF(Lin et al. 2020) assumes the server has an unlabeled dataset or pre-trained generator, and uses them to finetune the global model according to the averaged logits from local models. FedFTG(Zhang et al. 2022) uses adversarial training to create the generator on the server, and distills the knowledge of the local models to the global model. FedGen(Zhu, Hong, and Zhou 2021) also constructs the generator, but it sends the generator to the clients for local regularization. In summary, the above schemes all want to save the communication cost by speeding up the convergence rate of the global model.

Model compression usually degrades performance. And there is no good measure between compression grade and accuracy loss. However, model accuracy is an important metric in practice. Therefore, we explore methods to reduce the communication overhead from the perspective of reducing communication rounds while ensuring model accuracy.

3 System Model

In this section, without loss of generality, we discuss a typical FL setting firstly. Then, we import a data-based communication-efficient FL framework, and analyze its advantages over traditional FL. For brevity, we present the definitions of the relevant notations that are commonly used in the whole paper by Table 2.

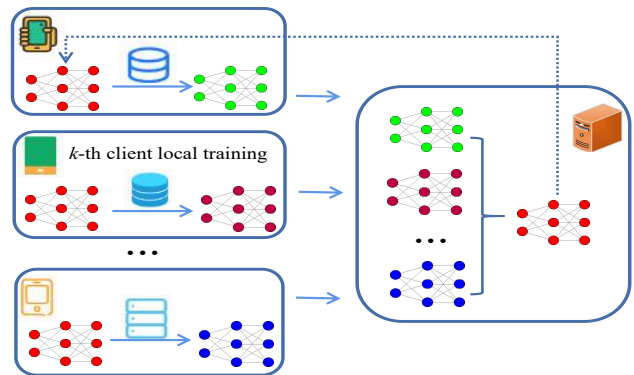


Figure 1: Typical FL framework

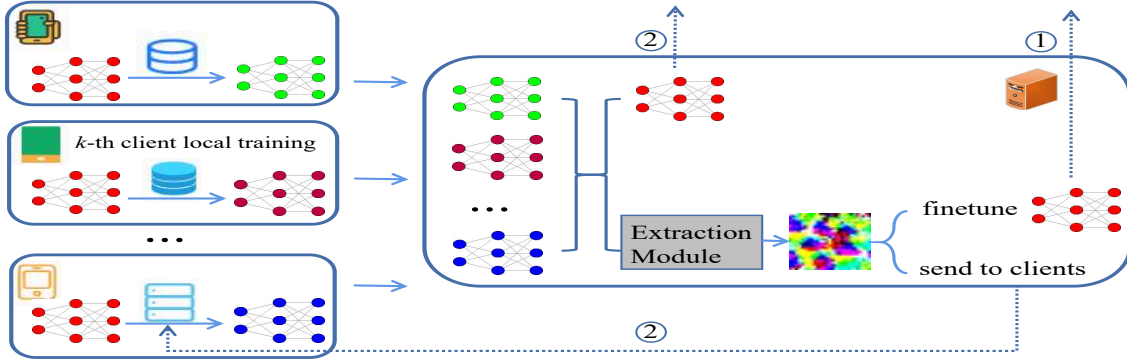


Figure 2: New Data-Based Communication-efficient FL framework

Table 2: Notations

Notation	Description
w	Global model initialized by the server
w_k	Local model of k -th client
D_k	Local dataset of k -th client
$ D_k $	The size of D_k
C	Clients sample rate
T	Total communication round
S_t	Participants set at t -th communication round
K	Total number of the clients
η	Learning rate for client local train
L	Objective function(e.g., cross-entropy loss)
\tilde{D}_k	Proxy dataset of D_k
$\mathcal{N}(0, 1)$	Standard gaussian distribution
$f(\cdot)$	Logit of the model
$(\tilde{X}_k, \tilde{Y}_k)$	Random noise sample pair set
\tilde{Y}_{pk}	Auxiliary label of \tilde{X}_k
$(\alpha, \beta, \gamma, \lambda, \mu)$	Hyperparameter tuple
E_l	Local training epoch
E_g	Server finetuning epoch
E_r	Optimizing epoch for making \tilde{D}_k
T_{th}	Stopping epoch for making \tilde{D}_k

3.1 Federated Learning

Federated Learning is usually defined as the following optimization problem:

$$\arg \min_w \sum_{k=1}^K \frac{|D_k|}{N} L(D_k; w), \quad N = \sum_{k=1}^K |D_k| \quad (1)$$

Figure 1 visualizes the entire training procedure. For t -th communication round, the server sends w to the clients in S_t . Then each client $k \in S_t$ updates w to w_k by $\min L(D_k; w_k)$. Finally, the server collects $\{w_k\}_{k \in S_t}$ and aggregates them to obtain new w .

To deal with Eq. (1), the server needs to communicate with the clients for lots of rounds, which brings huge communication costs. However, in the real FL scenarios,

the communication bandwidth is low. The participants in FL cannot afford such enormous communication pressure. Hence, it is important to explore communication-efficient FL methods. In our opinion, some classic communication-efficient FL methods, such as FedDF, FedGen and FedFTG, can be summarized into a identical framework, named Data-Based Communication-efficient FL Framework in this paper.

3.2 Data-Based Communication-efficient Federated Learning Framework

In standard FL, the server only updates w by aggregating $\{w_k\}_{k \in S_t}$. In contrast, as shown in Figure 2, the data-based communication-efficient FL framework proposes the server can construct a dummy dataset D_{dummy} containing the training data information of participants in S_t from $\{w_k\}_{k \in S_t}$. Then, there are two ways to use it:

1. finetune w according to Eq. (2);
2. send D_{dummy} to the clients in S_{t+1} for local training according to Eq. (3) at the next communication.

$$\arg \min_w L(D_{dummy}; w) \quad (2)$$

$$\arg \min_{w_k} L(D_k \cup D_{dummy}; w_k), \quad k \in S_{t+1} \quad (3)$$

Intuitively, with the help of the D_{dummy} , both w and $\{w_k\}_{k \in S_t}$ can achieve better performance. Consequently, the new framework requires fewer communication rounds under the same performance constraints. But the D_{dummy} is generated from the Extraction Module(EM) designed by the server. If the EM is not designed properly, D_{dummy} will be ineffective. This results in performance degradation for w and $\{w_k\}_{k \in S_{t+1}}$ after training with D_{dummy} . Ultimately, it leads to higher communication costs. So, designing useful EM on the server to ensure validity of the D_{dummy} is core of the data-based communication-efficient FL framework.

4 Method

In this section, We briefly review the ideas of existing methods in designing EM and analyze their problems. Then, we describe our proposed new approach, FedINIBoost.

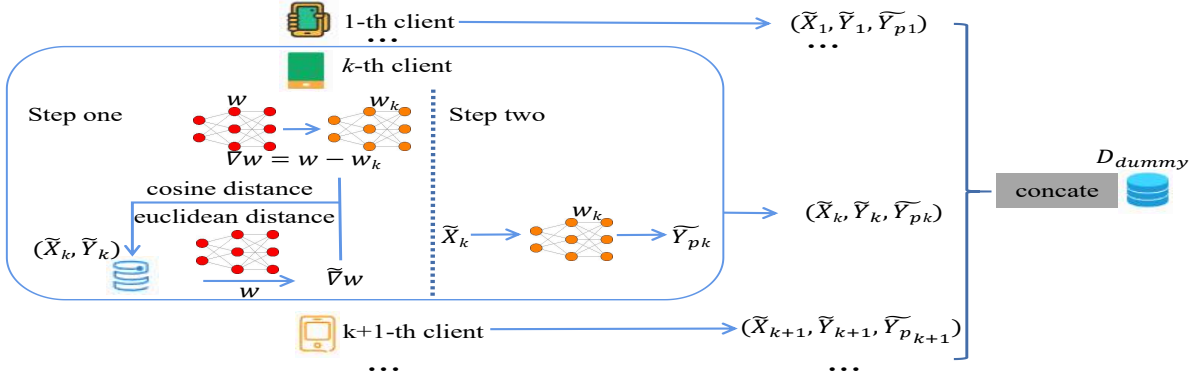


Figure 3: The architecture of FedINIBoost

4.1 Review Classical Schemes

Essentially, the existing classical schemes are all based on the CGAN (Mirza and Osindero 2014) to design the EM. It can be formulated as the following optimization problems:

$$\arg \min_{\theta} L\left(\sum_{k \in S_t} \alpha_k f(x; w_k), y\right), \quad x = G(z, y; \theta) \quad (4)$$

where G is the generator parameterized by θ , z is a standard Gaussian noise. x is the output of the generator, corresponding to the label y . $f(x; w_k)$ represents the predict of w_k for x , matching with weight α_k . Through G , we get D_{dummy} easily.

Although such schemes are easy to understand, they all suffer from serious problems. Specifically, the G is hard to train. And in training details, the clients need to upload label distribution, which is unreasonable. These issues encourage us to construct better EM.

4.2 FedINIBoost

Inspired by DLG (Zhu, Liu, and Han 2019) and Inverting Gradients (Geiping et al. 2020), we believe the server can directly obtain D_{dummy} by gradient match. Gradient match means two datasets are equal if they produce the same gradient after training with the identical model. According to the perspective, we proposes FedINIBoost. Algorithm 1 and Figure. (3) summarize complete training procedure and architecture about FedINIBoost, respectively.

As shown in Figure. 3, in t -th communication round, the server generates proxy dataset \tilde{D}_k through two steps for each client $k \in S_t$.

$$\tilde{D}_k \triangleq (\tilde{X}_k, \tilde{Y}_k, \tilde{Y}_{pk}) \quad (5)$$

(1) We initialize \tilde{X}_k and \tilde{Y}_k by $\mathcal{N}(0, 1)$. Then we optimize \tilde{X}_k and \tilde{Y}_k by Eq. (10)-(11).

$$\nabla_w^k = w - w_k \quad (6)$$

$$\tilde{\nabla}_w^k = \nabla_w L(f(\tilde{X}_k; w), \tilde{Y}_k) \quad (7)$$

$$L_d^k = \alpha \left(1 - \frac{\nabla_w^k * \tilde{\nabla}_w^k}{\|\nabla_w^k\| * \|\tilde{\nabla}_w^k\|}\right) + \beta \|\nabla_w^k - \tilde{\nabla}_w^k\| \quad (8)$$

$$\arg \min_{\tilde{X}_k, \tilde{Y}_k} L_d^k \quad (9)$$

$$\tilde{X}_k = \tilde{X}_k - \gamma \nabla_{\tilde{X}_k} L_d^k \quad (10)$$

$$\tilde{Y}_k = \tilde{Y}_k - \gamma \nabla_{\tilde{Y}_k} L_d^k \quad (11)$$

where ∇_w^k is the real gradient provided by client $k \in S_t$, $\tilde{\nabla}_w^k$ is the corresponding dummy gradient generated by \tilde{X}_k and \tilde{Y}_k . L_d^k measures the difference between ∇_w^k with $\tilde{\nabla}_w^k$. Considering the gradient is a vector, we analyze the difference between ∇_w^k with $\tilde{\nabla}_w^k$ in terms of direction and amplitude using cosine distance and euclidean distance, respectively.

(2) Through (1), we almost approximate D_k by $(\tilde{X}_k, \tilde{Y}_k)$. However, we find sometimes there exists mismatch in \tilde{X}_k and \tilde{Y}_k . For example, for a sample $(\tilde{x}_k, \tilde{y}_k) \in (\tilde{X}_k, \tilde{Y}_k)$, the correct label for \tilde{x}_k is not \tilde{y}_k . We believe the solution of the optimization problem defined by Eq. (9) is not unique, which leads to mismatch. Obviously, if the server or the clients train with the mismatched datas, the model performance will be degraded. Fortunately, we find a simple way to mitigate the negative effect of mismatch in some way. Since w_k is generated by D_k , it is natural that w_k has strong recognition ability for the data in D_k . Moreover, $(\tilde{X}_k, \tilde{Y}_k)$ is similar to D_k , so w_k also deal with \tilde{X}_k well. Hence, we use w_k to produce the auxiliary labels \tilde{Y}_{pk} for \tilde{X}_k by Eq. (12). With the help of \tilde{Y}_{pk} , the mismatch can be alleviated.

$$\tilde{Y}_{pk} = f(\tilde{X}_k; w_k) \quad (12)$$

Next, the server creates a D_{dummy} according to Eq. (13).

$$D_{dummy} \triangleq \{\tilde{D}_k | k \in S_t\} \quad (13)$$

Finally, we finetune the aggregated global model by Eq. (14).

$$\arg \min_w \lambda L(f(\tilde{X}_k; w), \tilde{Y}_k) + \mu L(f(\tilde{X}_k; w), \tilde{Y}_{pk}) \quad (14)$$

λ and μ are used to adjust the contribution of \tilde{Y}_k and \tilde{Y}_{pk} . In a word, according to FedINIBoost, the server directly generates the proxy datasets of the participants. This is a

simpler and more efficient approach to create a D_{dummy} compared with generator.

Algorithm 1 FedINIBoost

Input: $w, w_k, \{D_i\}_i^K, K, C, T, T_{th}, E_r, E_l, E_g$, learning rate $\{\eta, \epsilon\}$, penalty factor $\{\lambda, \mu\}$

Output: optimal w

- 1: **Server Process:**
- 2: **for** $t = 1, \dots, T$ **do**
- 3: $S_t \leftarrow$ sample a random set of $\lfloor C * K \rfloor$ clients
- 4: **for** $k \in S_t$ **in parallel do**
- 5: $w_k \leftarrow$ **ClientUpdate**(w, η)
- 6: **if** $t \leq T_{th}$ **then**
- 7: initialize $(\tilde{X}_k, \tilde{Y}_k)$ by $\mathcal{N}(0, 1)$
- 8: **for** $j = 1, \dots, E_r$ **do**
- 9: compute dummy gradient by Eq. (7)
- 10: update $(\tilde{X}_k, \tilde{Y}_k)$ by Eq. (10)-(11)
- 11: **end for**
- 12: $\tilde{Y}_{pk} \leftarrow f(\tilde{X}_k; w_k)$
- 13: $\tilde{D}_k \leftarrow (\tilde{X}_k, \tilde{Y}_k, \tilde{Y}_{pk})$
- 14: **end if**
- 15: **end for**
- 16: $w \leftarrow \frac{|D_i|w_i}{\sum_{i \in S_t} |D_i|}$
- 17: **if** $t \leq T_{th}$ **then**
- 18: $D_{dummy} \leftarrow \{\tilde{D}_k | k \in S_t\}$
- 19: **for** $i = 1, \dots, E_g$ **do**
- 20: **for** batch data $\{x, y, y_p\} \in D_{dummy}$ **do**
- 21: $L_1 \leftarrow L(f(x; w), y)$
- 22: $L_2 \leftarrow L(f(x; w), y_p)$
- 23: $L_g \leftarrow \lambda L_1 + \mu L_2$
- 24: $w \leftarrow w - \epsilon \nabla_w L_g$
- 25: **end for**
- 26: **end for**
- 27: **end if**
- 28: **end for**
- 29: **ClientUpdate:**(w, η)
- 30: $w_k \leftarrow w$
- 31: **for** $i = 1, \dots, E_l$ **do**
- 32: **for** batch data $\{x, y\} \in D_k$ **do**
- 33: $w_k \leftarrow w_k - \eta \nabla_{w_k} L(f(x; w_k), y)$
- 34: **end for**
- 35: **end for**
- 36: **return** w_k to the server

In addition, building the high-quality D_{dummy} is difficult. We believe the D_{dummy} generated by gradient match represents the side information of training data of participants. The side information can help w reach a better solution in the early stage of FL. It plays less role in late. So, we use T_{th} to control the generation of the D_{dummy} . The server only generates a D_{dummy} for finetuning when the current communication round is not greater than T_{th} . If the communication round exceeds T_{th} , FedINIBoost degrades to FedAVG.

5 Experiment Result

In this section, we verify the effectiveness of FedINIBoost through a large number of experimental results. Firstly, we explain the details of the experiment configuration. Then we analyze the experiment results.

5.1 Configuration Details

In our experiments, we evaluate the performance on two benchmark datasets including MNIST and CIFAR10, and deploy MLP and CNN for MNIST and CIFAR10, respectively. We assume there are 100 clients, the total communication round $T = 200$, sample rate $C = 0.1$, local training epoch of the client E_l is 5. For local training, the batchsize is 32 and we uniformly use SGD optimizer. Its learning rate is 1e-3, and the weight decay is 1e-5. For each dataset, we consider two FL settings, IID and Non-IID. In IID setting, each client random selects the same numbers of train datas from the entire dataset. In Non-IID setting, each client builds local dataset by Dirichlet distribution $\text{Dir}(\delta)$. In the implementation, we consider $\delta = 0.5$ and $\delta = 1.0$. Finally, we choose FedAVG, FedProx, Moon and FedFTG as the baselines. All experiments repeat three times with different random seeds.

5.2 Performance Analysis

We report the test accuracy of all compared FL algorithms on MNIST and CIFAR10 datasets in Table 3. Table 4-6 describe the communication cost required by the different algorithms to obtain target accuracy in different FL settings. For FedINIBoost, we set $T_{th} = 1$. This means the server only builds the D_{dummy} and finetunes w at the first communication. Meanwhile, in order to observe the influence of E_r , we take 20, 50, 100 and 200 for E_r .

Basic metrics. According to the results in Table 3-6 and Figure 4-5, FedINIBoost exceeds other algorithms in terms of test accuracy and communication cost. Concretely, under the three FL settings for CIFAR10, including IID, $\delta = 1.0$ and $\delta = 0.5$, on the one hand, FedINIBoost outperforms FedAVG 2.62%, 3.18%, 4.07% at most in test accuracy, respectively. On the other hand, it saves communication round 50, 52 and 55 than FedAVG, respectively. And we find FedINIBoost is not affected by E_r . This means the server can generate the D_{dummy} in sufficiently small iterations. It significantly reduces the time and computational overhead for extracting D_{dummy} .

In addition, in all experiments, FedProx and Moon have no advantage over FedAVG in terms of test accuracy and communication overhead. FedFTG only has some benefit in simple MNIST. Above results indicate the simple regularization training methods such as FedProx and Moon can not effectively reduce the communication overhead. The data-based communication-efficient FL framework is a better solution. However, due to the difficulty of training generator, FTG is only effective on simple MNIST. These fully prove the superiority of our method.

Detail Comparison We notice FedFTG does not reduce the communication overhead for CIFAR10. Even, it requires an additional 21 communication rounds to achieve 55% in

Table 3: Test accuracy(%) of different FL algorithms on CIFAR10 and MNIST. We calculate mean and standard deviation of the three experiments. The following numerical results adopt this method. We also highlight the best results in bold.

		CIFAR10			MNIST		
		IID	$\delta=1.0$	$\delta=0.5$	IID	$\delta=1.0$	$\delta=0.5$
	FedAVG	57.77±0.58	54.86±0.54	52.64±0.41	94.75±0.07	93.95±0.08	93.20±0.10
	FedProx	57.47±0.58	54.58±0.52	52.39±0.43	94.68±0.06	93.88±0.07	93.16±0.10
	Moon	57.66±0.65	54.85±0.41	52.67±0.38	94.57±0.06	93.80±0.10	92.91±0.08
	FedFTG	57.51±0.57	54.67±0.25	51.52±1.27	94.73±0.05	94.09±0.07	93.52±0.24
FedINIBoost	$E_r=20, T_{th}=1$	60.39 ±0.71	58.04 ±0.19	56.44±0.98	94.94 ±0.06	94.42 ±0.10	93.79 ±0.10
	$E_r=50, T_{th}=1$	59.18±1.37	57.27±0.78	55.78±1.11	94.79±0.07	94.29±0.05	93.70±0.18
	$E_r=100, T_{th}=1$	59.26±1.06	56.91±0.81	56.71 ±1.20	94.77±0.05	94.21±0.04	93.69±0.15
	$E_r=200, T_{th}=1$	59.74±1.38	57.20±1.12	56.45±0.99	94.77±0.04	94.20±0.06	93.72±0.16

Table 4: Comparison of communication round between different FL algorithms when achieving the target test accuracy in IID setting.

		CIFAR10			MNIST		
		>40%	>50%	>55%	>80%	>85%	>90%
	FedAVG	49.33±1.25	104.67±4.71	158.00±5.35	9.33±0.47	14.00±0.82	35.33±1.89
	FedProx	52.33±0.94	111.67±2.62	163.00±4.24	9.33±0.47	14.00±0.82	36.67±0.94
	Moon	49.00±0.82	107.00±2.16	157.67±5.44	9.67±0.47	15.67±0.47	37.33±0.47
	FedFTG	51.00±0.82	112.33±5.44	167.67±4.78	8.67±0.47	13.33±0.47	34.33±1.25
FedINIBoost	$E_r=20, T_{th}=1$	20.67±3.40	65.33±5.91	109.33±11.32	3.33±0.47	7.67±0.94	28.67±1.70
	$E_r=50, T_{th}=1$	18.00±2.94	60.33 ±5.91	109.00±10.80	4.00±0.82	8.00±1.41	30.00±1.63
	$E_r=100, T_{th}=1$	18.00±2.45	64.33±5.91	115.33±13.47	3.33±0.47	7.67±0.94	30.00±1.63
	$E_r=200, T_{th}=1$	16.00 ±2.16	62.00±5.89	108.33 ±14.0	2.00 ±0.00	6.33 ±0.47	28.00 ±1.63

Table 5: Comparison of communication round between different FL algorithms when achieving the target test accuracy in Non-IID setting, $\delta = 1.0$.

		CIFAR10			MNIST		
		>40%	>50%	>55%	>80%	>85%	>90%
	FedAVG	60.67±3.09	88.33±3.40	134.67±7.72	13.00±4.08	20.00±2.45	46.67±3.30
	FedProx	62.33±2.87	87.67±2.49	134.67±7.72	13.00±4.08	20.00±2.45	46.67±3.30
	Moon	59.67±1.70	86.67±1.25	134.67±7.72	17.33±2.49	23.00±2.45	54.67±3.30
	FedFTG	59.33±1.89	90.00±8.29	136.33±5.73	9.00±0.82	16.67±2.49	44.67±3.30
FedINIBoost	$E_r=20, T_{th}=1$	29.33±1.89	52.00±6.68	84.33±3.40	4.67±0.47	9.67±1.70	34.33 ±0.47
	$E_r=50, T_{th}=1$	27.00 ±1.41	48.67 ±4.50	82.00 ±0.82	5.00±0.00	10.00±1.63	37.33±1.70
	$E_r=100, T_{th}=1$	27.00 ±1.41	53.67±8.58	89.00±7.12	4.67±0.47	9.67±1.70	37.00±2.16
	$E_r=200, T_{th}=1$	27.00 ±1.41	51.33±6.55	84.00±4.55	3.33 ±0.47	9.00 ±2.16	36.33±1.70

Table 6: Comparison of communication round between different FL algorithms when achieving the target test accuracy in Non-IID setting, $\delta = 0.5$.

		CIFAR10			MNIST		
		>40%	>50%	>55%	>80%	>85%	>90%
	FedAVG	72.33±6.13	106.33±6.18	160.33±3.40	16.33±2.05	26.67±4.03	61.33±0.94
	FedProx	76.00±6.16	107.67±11.03	164.00±5.35	16.33±2.05	26.67±4.03	61.33±0.94
	Moon	70.33±3.30	99.33±3.86	160.33±3.40	21.33±5.56	30.00±2.94	69.33±8.34
	FedFTG	76.00±6.48	107.00±14.14	181.33±11.84	10.67±1.89	19.33±0.94	53.67±2.49
FedINIBoost	$E_r=20, T_{th}=1$	41.67±3.40	67.00±3.56	117.67±1.70	6.67±1.70	13.67±1.70	41.00 ±0.00
	$E_r=50, T_{th}=1$	39.00±2.94	61.67 ±4.03	116.33±3.30	6.67±1.70	15.67±2.87	41.67±0.94
	$E_r=100, T_{th}=1$	37.33 ±4.19	61.67 ±4.03	105.33 ±8.06	6.67±1.70	13.33±2.05	41.00 ±0.00
	$E_r=200, T_{th}=1$	37.33 ±1.89	64.00±1.63	110.33±8.73	5.33 ±0.47	12.00 ±1.41	41.00 ±0.00

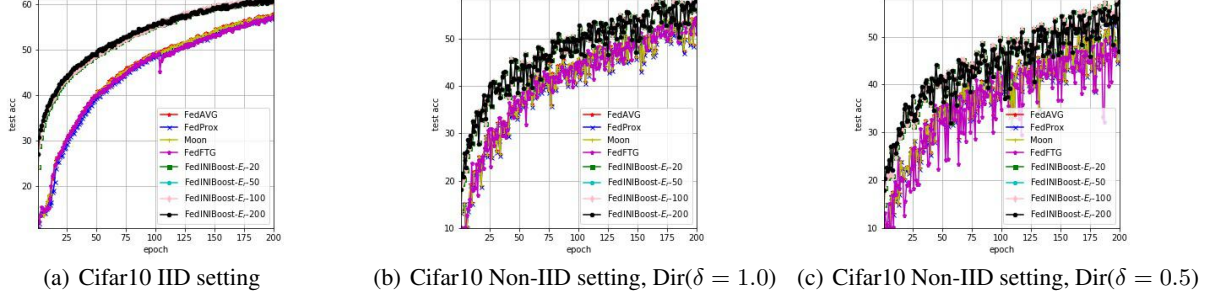


Figure 4: Test accuracy curve for CIFAR10 in different FL scenerios at seed 1. In particular, we all set $T_{th} = 1$ for four different T_r in FedINIBoost.

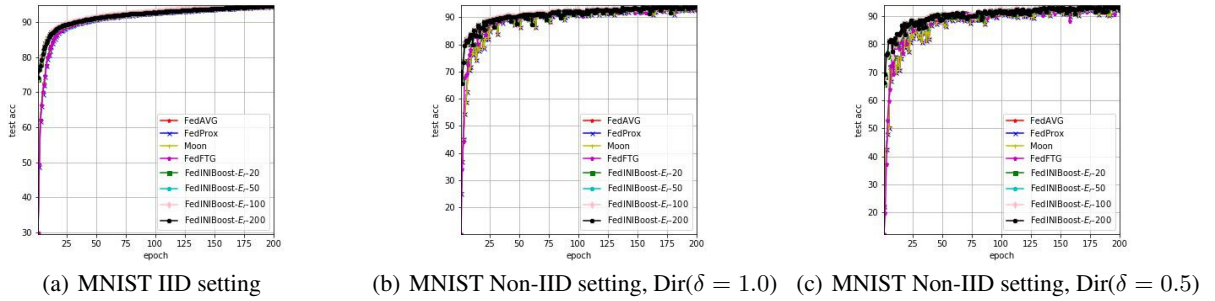


Figure 5: Test accuracy curve for MNIST in different FL scenerios at seed 1. In particular, we all set $T_{th} = 1$ for four different T_r in FedINIBoost.

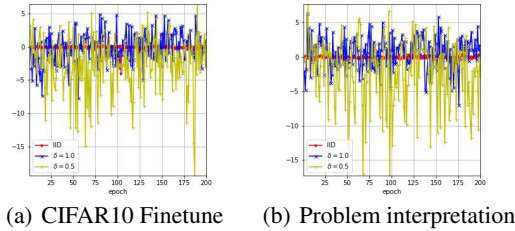


Figure 6: (a)Test accuracy gain curve for FedFTG in different FL scenerios. The vertical axis represents the change of test accuracy about the global model after finetuning. (b)Problem analysis about FedFTG. The vertical axis represents the change of test accuracy by converting inference method from $f(x; \sum_{k \in S_t} \alpha_k w_k)$ to $\sum_{k \in S_t} \alpha_k f(x; w_k)$ for CIFAR10.

the Non-IID setting, $\delta = 0.5$. So, We visualize the finetuning results of FedFTG in the complete communication rounds. According to Figure 6(a), after finetuning the w , its performance often decreases instead. As a result, in order to obtain the same target accuracy, FedFTG needs more communication costs. Reviewing Eq. (4), we think it is wrong for FedFTG to obtain the prediction for the dummy data

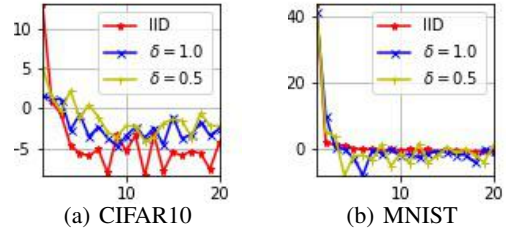


Figure 7: Test accuracy gain curve for FedINIBoost in different FL scenerios. The vertical axis represents the change of test accuracy about global model after finetuning. We all set $T_{th} = 20, E_r = 20$.

generated by the generator via integrating the logits of local models. In fact, Figure 6(b) shows the predictive performance of $\sum_{k \in S_t} \alpha_k f(x; w_k)$ is not always better than $f(x; \sum_{k \in S_t} \alpha_k w_k)$. Only when $\sum_{k \in S_t} \alpha_k f(x; w_k)$ is better, the finetuning improve performance of the w . Unfortunately, we can not compare their performance in a particular communication round and decide whether to finetune or not. This further highlights the necessity of our work.

At last, we explore the effect of T_{th} . According to Fig-

ure 7, FedINIBoost can help the w achieve significant performance improvement in the initial communication round. However, with the progress of training, the role of FedINIBoost gradually diminishes. And it even hinders the w . The results are consistent with our previous analysis. Overall, using our approach in the early stage of FL leads to a desirable reduction in communication overhead.

6 Conclusion

In this paper, we summarize the works about reducing communication overhead in FL. Then, we propose a data-based communication-efficient FL framework. The framework highly explains the nature of related works. In addition, to design better EM for the framework, we propose FedINIBoost by borrowing the idea of gradient match. Lots of experimental results demonstrate the effectiveness of our method.

In the future, we will explore more efficient ways to design EM. We want to build efficient dummy dataset so that the global model can always improve performance after each finetuning with it.

References

- Acar, D. A. E.; Zhao, Y.; Navarro, R. M.; Mattina, M.; Whatmough, P. N.; and Saligrama, V. 2021. Federated Learning Based on Dynamic Regularization. In *9th International Conference on Learning Representations, ICLR 2021, Virtual Event, Austria, May 3-7, 2021*. OpenReview.net.
- Bernstein, J.; Wang, Y.; Azizzadenesheli, K.; and Anandkumar, A. 2018. SIGNSGD: Compressed Optimisation for Non-Convex Problems. In *Proceedings of the 35th International Conference on Machine Learning, ICML 2018, Stockholm, Sweden, July 10-15, 2018*, volume 80 of *Proceedings of Machine Learning Research*, 559–568. PMLR.
- Devlin, J.; Chang, M.; Lee, K.; and Toutanova, K. 2019. BERT: Pre-training of Deep Bidirectional Transformers for Language Understanding. In *Proceedings of the 2019 Conference of the North American Chapter of the Association for Computational Linguistics: Human Language Technologies, NAACL-HLT 2019, Minneapolis, MN, USA, June 2-7, 2019, Volume 1 (Long and Short Papers)*, 4171–4186. Association for Computational Linguistics. doi:10.18653/v1/n19-1423.
- Geiping, J.; Bauermeister, H.; Dröge, H.; and Moeller, M. 2020. Inverting Gradients - How easy is it to break privacy in federated learning? In *Advances in Neural Information Processing Systems 33: Annual Conference on Neural Information Processing Systems 2020, NeurIPS 2020, December 6-12, 2020, virtual*.
- Hyeon-Woo, N.; Ye-Bin, M.; and Oh, T. 2022. FedPara: Low-rank Hadamard Product for Communication-Efficient Federated Learning. In *The Tenth International Conference on Learning Representations, ICLR 2022, Virtual Event, April 25-29, 2022*. OpenReview.net.
- Li, Q.; Diao, Y.; Chen, Q.; and He, B. 2022. Federated Learning on Non-IID Data Silos: An Experimental Study. In *38th IEEE International Conference on Data Engineering, ICDE 2022, Kuala Lumpur, Malaysia, May 9-12, 2022*, 965–978. IEEE. doi:10.1109/ICDE53745.2022.00077.
- Li, Q.; He, B.; and Song, D. 2021. Model-Contrastive Federated Learning. In *IEEE Conference on Computer Vision and Pattern Recognition, CVPR 2021, virtual, June 19-25, 2021*, 10713–10722. Computer Vision Foundation / IEEE. doi:10.1109/CVPR46437.2021.01057.
- Li, T.; Sahu, A. K.; Zaheer, M.; Sanjabi, M.; Talwalkar, A.; and Smith, V. 2020. Federated Optimization in Heterogeneous Networks. In *Proceedings of Machine Learning and Systems 2020, MLSys 2020, Austin, TX, USA, March 2-4, 2020*. mlsys.org.
- Lin, T.; Kong, L.; Stich, S. U.; and Jaggi, M. 2020. Ensemble Distillation for Robust Model Fusion in Federated Learning. In *Advances in Neural Information Processing Systems 33: Annual Conference on Neural Information Processing Systems 2020, NeurIPS 2020, December 6-12, 2020, virtual*.
- McMahan, B.; Moore, E.; Ramage, D.; Hampson, S.; and y Arcas, B. A. 2017. Communication-Efficient Learning of Deep Networks from Decentralized Data. In *Proceedings of the 20th International Conference on Artificial Intelligence and Statistics, AISTATS 2017, 20-22 April 2017, Fort Lauderdale, FL, USA*, volume 54 of *Proceedings of Machine Learning Research*, 1273–1282. PMLR.
- Mirza, M.; and Osindero, S. 2014. Conditional Generative Adversarial Nets. *CoRR* abs/1411.1784.
- Radford, A.; Narasimhan, K.; Salimans, T.; Sutskever, I.; et al. 2018. Improving language understanding by generative pre-training .
- Radford, A.; Wu, J.; Child, R.; Luan, D.; Amodei, D.; Sutskever, I.; et al. 2019. Language models are unsupervised multitask learners. *OpenAI blog* 1(8): 9.
- Raffel, C.; Shazeer, N.; Roberts, A.; Lee, K.; Narang, S.; Matena, M.; Zhou, Y.; Li, W.; and Liu, P. J. 2020. Exploring the Limits of Transfer Learning with a Unified Text-to-Text Transformer. *J. Mach. Learn. Res.* 21: 140:1–140:67.
- Sattler, F.; Wiedemann, S.; Müller, K.; and Samek, W. 2019. Robust and Communication-Efficient Federated Learning from Non-IID Data. *CoRR* abs/1903.02891. URL <http://arxiv.org/abs/1903.02891>.
- Stich, S. U.; Cordonnier, J.; and Jaggi, M. 2018. Sparsified SGD with Memory. In *Advances in Neural Information Processing Systems 31: Annual Conference on Neural Information Processing Systems 2018, NeurIPS 2018, December 3-8, 2018, Montréal, Canada*, 4452–4463.
- Wen, W.; Xu, C.; Yan, F.; Wu, C.; Wang, Y.; Chen, Y.; and Li, H. 2017. TernGrad: Ternary Gradients to Reduce Communication in Distributed Deep Learning. In *Advances in Neural Information Processing Systems 30: Annual Conference on Neural Information Processing Systems 2017, December 4-9, 2017, Long Beach, CA, USA*, 1509–1519.
- Zhang, L.; Shen, L.; Ding, L.; Tao, D.; and Duan, L. 2022. Fine-tuning Global Model via Data-Free Knowledge Distillation for Non-IID Federated Learning. In *IEEE/CVF Con-*

ference on Computer Vision and Pattern Recognition, CVPR 2022, New Orleans, LA, USA, June 18-24, 2022, 10164–10173. IEEE. doi:10.1109/CVPR52688.2022.00993.

Zhu, L.; Liu, Z.; and Han, S. 2019. Deep Leakage from Gradients. In *Advances in Neural Information Processing Systems 32: Annual Conference on Neural Information Processing Systems 2019, NeurIPS 2019, December 8-14, 2019, Vancouver, BC, Canada*, 14747–14756.

Zhu, Z.; Hong, J.; and Zhou, J. 2021. Data-Free Knowledge Distillation for Heterogeneous Federated Learning. In *Proceedings of the 38th International Conference on Machine Learning, ICML 2021, 18-24 July 2021, Virtual Event*, volume 139 of *Proceedings of Machine Learning Research*, 12878–12889. PMLR.