
LEARNING LOCALLY INTERPRETABLE RULE ENSEMBLE

A PREPRINT

Kentaro Kanamori

Artificial Intelligence Laboratory, Fujitsu Ltd.
k.kanamori@fujitsu.com

June 21, 2023

ABSTRACT

This paper proposes a new framework for learning a rule ensemble model that is both accurate and interpretable¹. A rule ensemble is an interpretable model based on the linear combination of weighted rules. In practice, we often face the trade-off between the accuracy and interpretability of rule ensembles. That is, a rule ensemble needs to include a sufficiently large number of weighted rules to maintain its accuracy, which harms its interpretability for human users. To avoid this trade-off and learn an interpretable rule ensemble without degrading accuracy, we introduce a new concept of interpretability, named local interpretability, which is evaluated by the total number of rules necessary to express individual predictions made by the model, rather than to express the model itself. Then, we propose a regularizer that promotes local interpretability and develop an efficient algorithm for learning a rule ensemble with the proposed regularizer by coordinate descent with local search. Experimental results demonstrated that our method learns rule ensembles that can explain individual predictions with fewer rules than the existing methods, including RuleFit, while maintaining comparable accuracy.

Keywords Interpretability · Explainability · Rule ensemble.

1 Introduction

In the applications of machine learning models to high-stake decision-making such as loan approvals, *interpretability* has been recognized as an important element [Rudin, 2019, Rudin et al., 2022, Miller, 2019]. One of the well-known interpretable models is a *rule model*, including decision trees [Hu et al., 2019], rule lists [Angelino et al., 2017], and rule sets [Lakkaraju et al., 2016]. Because rule models are expressed using logical rules that are easy to understand, they can explain how they make predictions in an interpretable manner by themselves. Such explanation helps human users ensure transparency for their critical decision-making, as well as discover new knowledge from data [Freitas, 2014]. In this study, we focus on a *rule ensemble* [Friedman and Popescu, 2008, Wei et al., 2019], which is a rule model based on the linear combination of weighted rules. For a given input, a rule ensemble makes a prediction depending on the sum of the weights corresponding to the rules that the input satisfies.

One of the main obstacles to learning rule ensembles is the trade-off between accuracy and interpretability. While the interpretability of rule models has several definitions depending on their forms and applications [Lipton, 2018, Doshi-Velez and Kim, 2017], a common criterion for evaluating the interpretability of a model is the total number of rules required to express the model [Lage et al., 2019, Freitas, 2014]. Due to the cognitive limitations of human users, a model should consist of as few rules as possible, even if the model belongs to the class of inherently interpretable models [Rudin, 2019, Lakkaraju et al., 2016]. In practice, however, a rule ensemble requires a sufficiently large number of weighted rules to maintain generalization performance [Nalenz and Augustin, 2022]. Therefore, we often need to compromise interpretability to maintain accuracy when learning rule ensembles.

In general, a major approach to addressing the accuracy-interpretability trade-off is to make each individual prediction, rather than a model itself, interpretable. For example, if we need to validate an undesired prediction result (e.g., high

¹To appear in the 2023 European Conference on Machine Learning and Principles and Practice of Knowledge Discovery in Databases (ECMLPKDD 2023).

risk of default) made by a model, it is often sufficient to explain a reason why the model outputs the prediction in an interpretable way, even if the model consists of too many rules to interpret [Caruana et al., 2015]. To extract an explanation for each individual prediction from a learned model, several model-agnostic methods, such as LIME and SHAP, have been proposed [Ribeiro et al., 2016, Lundberg and Lee, 2017]. However, because most of these methods construct explanations by locally approximating a model, recent studies have pointed out the risk that their explanations are inconsistent with the actual behavior of the model [Rudin, 2019, Jacovi and Goldberg, 2020, Yoon et al., 2022]. To avoid this risk and provide faithful explanations, we need to explain each individual prediction with the rules that the model actually uses to make the prediction, without approximation.

In this paper, we propose *locally interpretable rule ensemble (LIRE)*, a new framework for learning accurate and interpretable rule ensembles. While a number of weighted rules are required to maintain the accuracy of a rule ensemble model, not all of them are required to make each individual prediction by the model. More precisely, only the weighted rules that a given input satisfies are required to express its prediction, and the other rules are not by the definition of rule ensembles. This fact suggests a chance to learn a rule ensemble with a sufficient number of weighted rules to maintain accuracy but that can express individual predictions using a few weighted rules [Rudin, 2019]. Motivated by this fact, we aim to learn a rule ensemble that can explain individual predictions with as few weighted rules as possible, which we refer to as *local interpretability*. To this end, we introduce a regularizer that promotes local interpretability, and propose an efficient algorithm for learning a rule ensemble with the proposed regularizer.

Our Contributions

Our contributions are summarized as follows:

- We introduce a new concept for evaluating the interpretability of rule ensembles. Our concept, named local interpretability, is evaluated by the total number of weighted rules that are necessary to express each individual prediction locally, rather than to express the entire model globally.
- We propose a regularizer that promotes the local interpretability of a rule ensemble, and formulate a task of learning a locally interpretable rule ensemble (LIRE) classifier. Then, we propose an efficient algorithm for learning a LIRE classifier by coordinate descent with local search.
- We conducted experiments on real datasets to evaluate the efficacy of LIRE. We confirmed that our method can learn rule ensembles that are more locally interpretable than the existing methods such as RuleFit [Friedman and Popescu, 2008], while maintaining accuracy and entire interpretability comparable to them.

Table 1 presents a demonstration of our framework on the Adult dataset [Kelly et al., 2023]. While Table 1a shows an example of an input vector \mathbf{x} , Tables 1b and 1c present examples of rule ensemble classifiers learned by RuleFit [Friedman and Popescu, 2008] and our LIRE. In Tables 1b and 1c, we denote the weighted rules that the input \mathbf{x} satisfies in boldface, and the average total number of them was **3.8** for RuleFit and **1.1** for LIRE, respectively. Table 1 demonstrates that our LIRE (i) could make an accurate prediction for \mathbf{x} with fewer weighted rules than RuleFit, and (ii) achieved the test accuracy comparable to RuleFit. These results suggest that our method can learn a locally interpretable rule ensemble without degrading accuracy.

Notation

For a positive integer $n \in \mathbb{N}$, we write $[n] := \{1, \dots, n\}$. For a proposition ψ , $\mathbb{I}[\psi]$ denotes the indicator of ψ ; that is, $\mathbb{I}[\psi] = 1$ if ψ is true, and $\mathbb{I}[\psi] = 0$ if ψ is false. Throughout this paper, we consider a *binary classification problem* as a prediction task. Note that our framework introduced later can also be applied to regression problems. We denote input and output domains $\mathcal{X} \subseteq \mathbb{R}^D$ and $\mathcal{Y} = \{-1, +1\}$, respectively. Let a tuple (\mathbf{x}, y) of an input vector $\mathbf{x} \in \mathcal{X}$ and output label $y \in \mathcal{Y}$ be an *example*, and the set $S = \{(\mathbf{x}_n, y_n)\}_{n=1}^N$ be a *sample* with N examples. We call a function $h: \mathcal{X} \rightarrow \mathcal{Y}$ a *classifier*. Let $l: \mathcal{Y} \times \mathbb{R} \rightarrow \mathbb{R}_{\geq 0}$ be a loss function, such as the logistic loss, hinge loss, or exponential loss [Mohri et al., 2012].

2 Rule Ensemble

A *rule ensemble* is a model consisting of a set of rules and their corresponding weights [Friedman and Popescu, 2008]. Each rule is expressed as a form of a conjunction of features (e.g., "Age > 31 & Sex = Male" as shown in Table 1), and has a corresponding weight value. Given an input $\mathbf{x} \in \mathcal{X}$, a rule ensemble makes a prediction depending on the linear combination of the weighted rules that the input satisfies. For binary classification, a rule ensemble classifier

Table 1: Examples of an input vector x and rule ensemble classifiers on the Adult dataset. The classifiers predict an input as “Income < \$50K” if the sum of the weights of the satisfied rules is greater than their intercept. In (b) and (c), rules that the input x satisfies are highlighted in boldface.

(a) Input vector x with the label “Income < \$50K”

Feature	Value
Age	39
fnlwgt	120985
Education-Num	9
Capital-Gain	0
Capital-Loss	0
House-per-week	40
Workclass	Private
Education	HS-grad
Marital-Status	Divorced
Occupation	Other-service
Relationship	Own-child
Race	White
Sex	Male
Country	United-States

(b) RuleFit [Friedman and Popescu, 2008] (intercept: 0.0, test accuracy: 83.0%)

Rule	Weight
Education-Num ≤ 12 & Capital-Gain ≤ 5119	1.006
Marital-Status \neq Married-civ-spouse & Education \neq Prof-school	0.644
Capital-Loss ≤ 1820 & Marital-Status \neq Married-civ-spouse	0.411
Marital-Status \neq Married-civ-spouse & Hours-per-week ≤ 44	0.312
Age > 31 & Sex = Male	-0.191
Marital-Status \neq Married-civ-spouse & Education \neq Masters	0.050
Marital-Status = Married-civ-spouse & Education \neq HS-grad	-0.027
Hours-per-week > 43 & Marital-Status \neq Never-married	-0.014

(c) LIRE (ours, intercept: -1.637, test accuracy: 84.2%)

Rule	Weight
Capital-Gain > 5119	-1.536
Relationship = Own-child & Hours-per-week ≤ 49	1.255
Capital-Loss > 1820 & Capital-Loss ≤ 1978	-1.245
Marital-Status = Married-civ-spouse	-1.192
Hours-per-week ≤ 43 & Occupation = Other-service	0.906
Education-Num > 12	-0.801
Relationship \neq Own-child & Capital-Gain > 5095	-0.661

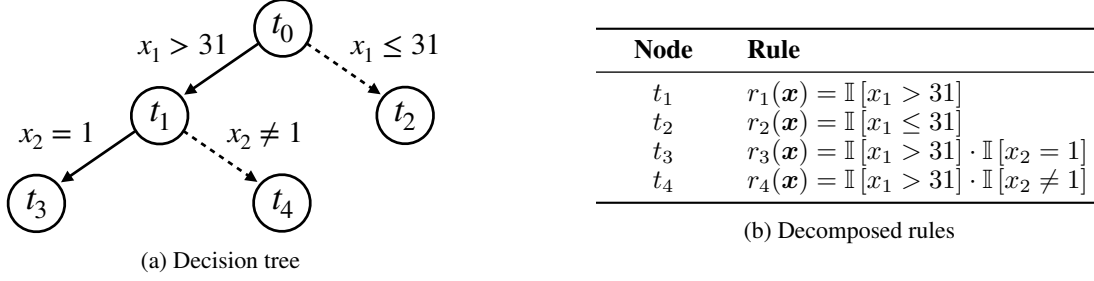


Figure 1: Examples of a decision tree and its decomposed rules $R = \{r_1, r_2, r_3, r_4\}$.

$h_\alpha: \mathcal{X} \rightarrow \mathcal{Y}$ is defined as

$$h_\alpha(\mathbf{x}) := \text{sgn} \left(\sum_{m=1}^M \alpha_m \cdot r_m(\mathbf{x}) \right),$$

where $r_m: \mathcal{X} \rightarrow \{0, 1\}$ is a rule, $\alpha_m \in \mathbb{R}$ is a weight corresponding to r_m , and $M \in \mathbb{N}$ is the total number of rules. We denote the *decision function* $f_\alpha: \mathcal{X} \rightarrow \mathbb{R}$ of h_α by $f_\alpha(\mathbf{x}) := \sum_{m=1}^M \alpha_m \cdot r_m(\mathbf{x})$, i.e., $h_\alpha(\mathbf{x}) = \text{sgn}(f_\alpha(\mathbf{x}))$.

To learn a rule ensemble h_α from a given sample S , we first need to obtain a set of rules $R = \{r_1, \dots, r_M\}$ from S . However, it is computationally difficult to enumerate all the candidate rules on $\mathcal{X} \subseteq \mathbb{R}^D$ because their size grows exponentially with D [Wei et al., 2019, Nakagawa et al., 2016, Kato et al., 2023]. To avoid enumerating all of them, we need to efficiently generate a subset of candidate rules that can improve the accuracy of h_α .

Another challenge is to learn a sparse weight vector $\alpha = (\alpha_1, \dots, \alpha_M) \in \mathbb{R}^M$. By definition, a rule r_m with $\alpha_m = 0$ does not contribute to the predictions of a rule ensemble h_α . While reducing the total number of the rules r_m with non-zero weights is essential to ensure the interpretability of h_α , it often harms the generalization performance of h_α [Nalenz and Augustin, 2022]. Therefore, we need to find a weight vector α that is as sparse as possible while maintaining the accuracy of h_α .

2.1 RuleFit

A popular practical framework for learning rule ensembles is *RuleFit* proposed by Friedman and Popescu [2008]. RuleFit consists of two steps; it first extracts a set of candidate rules R from a learned ensemble of decision trees, and then optimizes a sparse weight vector α through the ℓ_1 -regularization.

Rule Extraction. Given a sample S , RuleFit first learns a tree ensemble model, such as random forests [Breiman, 2001] and gradient boosting decision trees [Ke et al., 2017], on S . It then decomposes each decision tree of the ensemble into a set of rules and collects the decomposed rules over the entire ensemble as R . Because there exist several fast algorithms for learning tree ensemble models, we can efficiently obtain a set of rules R that can improve the accuracy of a rule ensemble h_α on S .

Figure 1 shows an example of a decision tree and its decomposed rules. By collecting the branching conditions on the path between the root and each node of the decision tree in Figure 1a, we can obtain the set of rules shown in Figure 1b. For example, we can obtain the rule r_3 from the node t_3 by combining the conditions $x_1 > 31$ and $x_2 = 1$ on the path between the root t_0 and t_3 .

Weight Optimization. For a set of extracted rules $R = \{r_1, \dots, r_M\}$, we optimize a weight vector $\alpha \in \mathbb{R}^M$ on the sample S . Because the size of the extracted rules M grows in proportion to the total number of leaves in the tree ensemble, we need to keep α as sparse as possible to avoid overfitting and ensure interpretability. To learn a sparse weight vector α , RuleFit uses the ℓ_1 -regularization (i.e., the Lasso penalty [Tibshirani, 1994]). Specifically, RuleFit solves the following learning problem.

Problem 1 (RuleFit). For a given sample $S = \{(\mathbf{x}_n, y_n)\}_{n=1}^N$, set of M rules $R = \{r_1, \dots, r_M\}$, and trade-off parameter $\gamma \geq 0$, find an optimal solution $\alpha^* \in \mathbb{R}^M$ to the following problem:

$$\alpha^* = \arg \min_{\alpha \in \mathbb{R}^M} L(\alpha | S) + \gamma \cdot \Omega_1(\alpha),$$

where $L(\alpha | S) := \frac{1}{N} \sum_{n=1}^N l(y_n, f_\alpha(\mathbf{x}_n))$ is the empirical risk on S , and $\Omega_1(\alpha) := \|\alpha\|_1$ is the ℓ_1 -regularization term that promotes the sparsity of α .

Note that we can efficiently solve Problem 1 using the existing algorithms for learning generalized additive models with the ℓ_1 -regularization when the loss function l is convex [Friedman and Popescu, 2003]. A common choice of the loss function l for a binary classification task is the logistic loss $l(y, f_\alpha(\mathbf{x})) = \log(1 + e^{-y \cdot f_\alpha(\mathbf{x})})$ [Wei et al., 2019, Ustun and Rudin, 2019].

3 Problem Formulation

This section presents our proposed framework, named *Locally Interpretable Rule Ensemble (LIRE)*. We introduce *local interpretability*, a new concept of interpretability for rule ensembles that is evaluated by the total number of rules required to express individual predictions, rather than the model itself. Then, we propose a regularizer that promotes local interpretability, and formulate the task of learning a rule ensemble with our local interpretability regularizer.

3.1 Local Interpretability of Rule Ensemble

In general, the interpretability of a rule ensemble h_α is evaluated by the total number of rules with non-zero weights [Friedman and Popescu, 2008, Wei et al., 2019]. Let $\text{supp}(\alpha) := \{m \in [M] \mid \alpha_m \neq 0\}$ be the set of rules with non-zero weights, which we call the *support* of h_α . By definition, a rule ensemble classifier h_α can be expressed using only weighted rules in the support, i.e., $h_\alpha(\mathbf{x}) = \text{sgn}(\sum_{m \in \text{supp}(\alpha)} \alpha_m \cdot r_m(\mathbf{x}))$. To ensure interpretability, the existing methods reduce the support size $|\text{supp}(\alpha)|$ by the ℓ_1 -regularization [Tibshirani, 1994]. In practice, however, since there is a trade-off between the support size of a rule ensemble and its generalization performance, we often need to compromise interpretability to maintain accuracy [Nalenz and Augustin, 2022].

On the other hand, not all of the rules with non-zero weights are used for making the individual prediction $h_\alpha(\mathbf{x})$ of each input $\mathbf{x} \in \mathcal{X}$. This is because a rule r_m with $\alpha_m \neq 0$ but $r_m(\mathbf{x}) = 0$ does not contribute to the prediction result $h_\alpha(\mathbf{x})$ by the definition of rule ensembles. It suggests that we only need the rules r_m with $\alpha_m \neq 0$ and $r_m(\mathbf{x}) = 1$ to express the individual prediction $h_\alpha(\mathbf{x})$ for a given input \mathbf{x} . In some practical situations (e.g., loan approvals and medical diagnoses), even if a model itself is too complex to interpret, it is often sufficient to explain its individual predictions in an interpretable manner [Rudin, 2019, Yang et al., 2022, Caruana et al., 2015].

Motivated by the above facts, we introduce a new concept of interpretability for a rule ensemble model from the perspective of its individual predictions rather than the model itself. We focus on learning a rule ensemble that can express individual predictions using a few rules with non-zero weights, which we call *local interpretability*. To evaluate the local interpretability of a rule ensemble h_α , we define the *local support* of h_α for an input \mathbf{x} by

$$\text{lsupp}(\alpha \mid \mathbf{x}) := \{m \in [M] \mid \alpha_m \neq 0 \wedge r_m(\mathbf{x}) = 1\}.$$

By definition, the prediction $h_\alpha(\mathbf{x})$ for \mathbf{x} can be expressed using only weighted rules in the local support, i.e., $h_\alpha(\mathbf{x}) = \text{sgn}(\sum_{m \in \text{lsupp}(\alpha \mid \mathbf{x})} \alpha_m)$. To ensure local interpretability, we aim to reduce the local support size $|\text{lsupp}(\alpha \mid \mathbf{x})|$ for each \mathbf{x} in a given sample S as much as possible.

To promote the local interpretability of a rule ensemble h_α , we propose a *local interpretability regularizer*. By definition, $|\text{lsupp}(\alpha \mid \mathbf{x})| \leq |\text{supp}(\alpha)|$ holds for any $\mathbf{x} \in \mathcal{X}$, which implies that reducing the support size $|\text{supp}(\alpha)|$ leads to a decrease in the upper bound on the local support size $|\text{lsupp}(\alpha \mid \mathbf{x})|$. However, we need to avoid achieving local interpretability by reducing the support size since it may harm the accuracy of h_α . To control the local support size separately from the support size, we define our local interpretability regularizer Ω_L as

$$\Omega_L(\alpha \mid S) := \frac{1}{N} \sum_{n=1}^N \frac{|\text{lsupp}(\alpha \mid \mathbf{x}_n)|}{|\text{supp}(\alpha)|}.$$

That is, we evaluate the ratio of the local support size $|\text{lsupp}(\alpha \mid \mathbf{x})|$ to the support size $|\text{supp}(\alpha)|$ for each input \mathbf{x} in a sample S and average them over S . Minimizing our regularizer Ω_L allows us to reduce the average local support size $|\text{lsupp}(\alpha \mid \mathbf{x})|$ without directly constraining the support size $|\text{supp}(\alpha)|$.

3.2 Locally Interpretable Rule Ensemble

We now formulate our problem of learning a *locally interpretable rule ensemble (LIRE)* classifier. As with Rule-Fit [Friedman and Popescu, 2008], we assume that we have a set of rules R by extracting them from a tree ensemble learned on a given sample S in advance. Then, we learn a weight vector α that minimizes the empirical risk $L(\alpha \mid S) = \frac{1}{N} \sum_{n=1}^N l(y_n, f_\alpha(\mathbf{x}_n))$ on S with the regularizers on its interpretability.

Problem 2 (LIRE). For a given sample $S = \{(\mathbf{x}_n, y_n)\}_{n=1}^N$, set of M rules $R = \{r_1, \dots, r_M\}$, and hyper-parameters $\gamma, \lambda \geq 0$, find an optimal solution $\alpha^* \in \mathbb{R}^M$ to the following problem:

$$\alpha^* = \arg \min_{\alpha \in \mathbb{R}^M} G_{\gamma, \lambda}(\alpha \mid S) := L(\alpha \mid S) + \gamma \cdot \Omega_G(\alpha) + \lambda \cdot \Omega_L(\alpha \mid S),$$

where $\Omega_G(\alpha) := |\text{supp}(\alpha)|$ is the global interpretability regularizer, and $\Omega_L(\alpha \mid S) = \frac{1}{N} \sum_{n=1}^N \frac{|\text{supp}(\alpha \mid \mathbf{x}_n)|}{|\text{supp}(\alpha)|}$ is the local interpretability regularizer.

By solving Problem 2, we are expected to obtain an accurate rule ensemble h_{α^*} whose local support size $|\text{supp}(\alpha \mid \mathbf{x})|$ is small on average. We can control the strength of the global and local interpretability regularizers by tuning the parameters γ and λ . Note that our global interpretability regularizer $\Omega_G(\alpha)$ is equivalent to the ℓ_0 -regularization term $\|\alpha\|_0$, and the ℓ_1 -regularization term $\|\alpha\|_1$ used in RuleFit can be regarded as a convex relaxation of $\|\alpha\|_0$ [Tibshirani, 1994]. We employ $\Omega_G(\alpha)$ to penalize the support size of α more directly than the ℓ_1 -regularization without degrading the generalization performance of h_{α} [Dedieu et al., 2021, Liu et al., 2022].

4 Optimization

In this section, we propose a learning algorithm for a LIRE classifier. Because our local interpretability regularizer Ω_L is neither differentiable nor convex due to its combinatorial nature, efficiently finding an exact optimal solution to Problem 2 is computationally challenging, even if the loss function l and the global interpretability regularizer Ω_G are differentiable and convex. To avoid this difficulty, we propose to extend the existing fast algorithms for learning ℓ_0 -regularized generalized additive classifiers [Dedieu et al., 2021, Liu et al., 2022] to our learning problem.

4.1 Learning Algorithm

Algorithm 1 presents an algorithm for solving Problem 2. Our algorithm is based on a coordinate descent algorithm with local search proposed by Dedieu et al. [2021] and Liu et al. [2022]. Given an initial weight vector $\alpha^{(0)}$, which can be efficiently obtained in practice by solving Problem 1, we iteratively update it until the update converges or the number of iterations reaches a given maximum number $I \in \mathbb{N}$. Each iteration $i \in [I]$ consists of the following steps to update the current weight vector $\alpha^{(i)}$:

- Step 1.** For each rule $m \in \text{supp}(\alpha^{(i)})$ in the current support, we update its weight $\alpha_m^{(i)}$ so that our learning objective function $G_{\gamma, \lambda}$ is minimized with respect to the coordinate α_m (line 4). If the weight $\alpha_m^{(i)}$ is updated to 0, then we delete m from the support and go to Step 3.
- Step 2.** For each rule $m \in \text{supp}(\alpha^{(i)})$, we attempt to replace m with another rule $m' \in [M] \setminus \text{supp}(\alpha^{(i)})$ outside the support (line 9). For efficiency, when we find a rule m' that improves the objective value, we immediately delete m by setting its weight to 0 and add m' to the support with a weight $\alpha_{m'}^*$.
- Step 3.** If the support of $\alpha^{(i)}$ is changed from that of $\alpha^{(i-1)}$, we optimize the weight of each rule in $\text{supp}(\alpha^{(i)})$ so that the empirical risk L is minimized (line 24), and go to the next iteration $i + 1$.

4.2 Analytical Solution to Coordinate Update

In lines 4, 9, and 24 of Algorithm 1, we need to update the weight of each rule m so that our learning objective $G_{\gamma, \lambda}$ is minimized with respect to the coordinate α_m . We show that we can obtain an analytical solution to this coordinate update problem if we employ the exponential loss $l(y, f_{\alpha}(\mathbf{x})) = e^{-y \cdot f_{\alpha}(\mathbf{x})}$ as the loss function l in $G_{\gamma, \lambda}$. As with the previous study on the ℓ_0 -regularized classifier [Liu et al., 2022], our idea is based on the technique of AdaBoost [Freund and Schapire, 1997], which iteratively updates the weight of each base learner with an analytical solution that minimizes the exponential loss [Mohri et al., 2012]. In Theorem 1, we extend the technique of AdaBoost to obtain an analytical solution to our coordinate update problem with $G_{\gamma, \lambda}$.

Theorem 1. For a weight vector $\alpha \in \mathbb{R}^M$ and a rule $m \in [M]$ with $\alpha_m = 0$, we consider the coordinate update problem that is formulated as follows:

$$\alpha_m^* = \arg \min_{\alpha_m' \in \mathbb{R}} G_{\gamma, \lambda}(\alpha + \alpha_m' \cdot \mathbf{e}_m \mid S),$$

Algorithm 1 Coordinate descent algorithm with local search for learning LIRE.

Input: a sample S , a set of rules $R = \{r_1, \dots, r_M\}$ extracted from a tree ensemble learned on S in advance, trade-off parameters $\gamma, \lambda \geq 0$, an initial weight vector $\alpha^{(0)} \in \mathbb{R}^M$, and a maximum number of iterations $I \in \mathbb{N}$ (e.g., $I = 5000$).

Output: a weight vector $\alpha^{(i)}$.

```

1: for  $i = 1, 2, \dots, I$  do
2:    $\alpha^{(i)} \leftarrow \alpha^{(i-1)}$ ;
3:   for  $m \in \text{supp}(\alpha^{(i)})$  do
4:      $\alpha_m^{(i)} \leftarrow \arg \min_{\alpha_m \in \mathbb{R}} G_{\gamma, \lambda}(\alpha_{-m}^{(i)} + \alpha_m \cdot e_m \mid S)$ ;  $\triangleright \alpha_{-m}^{(i)} := \alpha^{(i)} - \alpha_m^{(i)} \cdot e_m$ 
5:     if  $\alpha_m^{(i)} = 0$  then  $\triangleright$  Delete  $m$ 
6:       break;
7:     end if
8:     for  $m' \in [M] \setminus \text{supp}(\alpha^{(i)})$  do
9:        $\alpha_{m'}^* \leftarrow \arg \min_{\alpha_{m'} \in \mathbb{R}} G_{\gamma, \lambda}(\alpha_{-m}^{(i)} + \alpha_{m'} \cdot e_{m'} \mid S)$ ;
10:      if  $G_{\gamma, \lambda}(\alpha_{-m}^{(i)} + \alpha_{m'}^* \cdot e_{m'} \mid S) < G_{\gamma, \lambda}(\alpha^{(i)} \mid S)$  then
11:         $\alpha^{(i)} \leftarrow \alpha^{(i)} - \alpha_m^{(i)} \cdot e_m + \alpha_{m'}^* \cdot e_{m'}$ ;  $\triangleright$  Delete  $m$  and insert  $m'$ 
12:        break;
13:      end if
14:    end for
15:    if  $\alpha_m^{(i)} = 0$  then
16:      break;
17:    end if
18:  end for
19:  if  $\alpha^{(i)} = \alpha^{(i-1)}$  then
20:    break;
21:  else
22:    while not convergence do  $\triangleright$  Minimize  $G_{\gamma, \lambda}$  with  $\gamma = \lambda = 0$ 
23:      for  $m \in \text{supp}(\alpha^{(i)})$  do
24:         $\alpha_m^{(i)} \leftarrow \arg \min_{\alpha_m \in \mathbb{R}} L(\alpha_{-m}^{(i)} + \alpha_m \cdot e_m \mid S)$ ;
25:      end for
26:    end while
27:  end if
28: end for

```

where $e_m = (e_{m,1}, \dots, e_{m,M}) \in \{0, 1\}^M$ is a vector with $e_{m,m} = 1$ and $e_{m,m'} = 0$ for all $m' \in [M] \setminus \{m\}$. If the loss function l in the objective function $G_{\gamma, \lambda}$ is the exponential loss $l(y, f_{\alpha}(\mathbf{x})) = e^{-y \cdot f_{\alpha}(\mathbf{x})}$, then we have

$$\alpha_m^* = \begin{cases} 0 & \text{if } \varepsilon_m^- \in [\frac{1}{2} - B_m, \frac{1}{2} + B_m], \\ \frac{1}{2} \ln \frac{1 - \varepsilon_m^-}{\varepsilon_m^-} & \text{otherwise,} \end{cases}$$

where $\varepsilon_m^- = \frac{\frac{1}{N} \sum_{n \in [N]: y_n \cdot r_m(\mathbf{x}_n) = -1} l(y_n, f_{\alpha}(\mathbf{x}_n))}{\varepsilon_m}$, $\varepsilon_m = \frac{1}{N} \sum_{n \in [N]: r_m(\mathbf{x}_n) = 1} l(y_n, f_{\alpha}(\mathbf{x}_n))$, $B_m = \frac{\sqrt{C_m \cdot (2 \cdot \varepsilon_m - C_m)}}{2 \cdot \varepsilon_m}$, $C_m = \gamma + \lambda \cdot \frac{p_m - \Omega_L(\alpha|S)}{1 + |\text{supp}(\alpha)|}$, and $p_m = \frac{1}{N} \sum_{n=1}^N r_m(\mathbf{x}_n)$.

Theorem 1 implies that a rule m outside the current support does not improve the objective value if $\varepsilon_m^- \in [\frac{1}{2} - B_m, \frac{1}{2} + B_m]$; otherwise, we can update its weight as $\alpha_m^* = \frac{1}{2} \ln \frac{1 - \varepsilon_m^-}{\varepsilon_m^-}$. By Theorem 1, we can solve the coordinate update problem in Algorithm 1 analytically. Our proof of Theorem 1 is shown in Appendix.

In our experiments, we employed the exponential loss as l for learning LIRE classifiers. In addition to the existence of an analytical solution, another advantage of the exponential loss is that we can efficiently compute the objective value of the updated weight vector $\alpha + \alpha_m^* \cdot e_m$ by simple mathematical operations. This is mainly because we can update the empirical risk L in our learning objective $G_{\gamma, \lambda}$ by multiplying each loss term $l(y_n, f_{\alpha}(\mathbf{x}_n))$ by $e^{-y_n \cdot \alpha_m^* \cdot r_m(\mathbf{x}_n)}$ if l is the exponential loss [Mohri et al., 2012]. Note that the exponential loss is known to perform well similar to the other popular loss functions, such as the logistic loss [Liu et al., 2022].

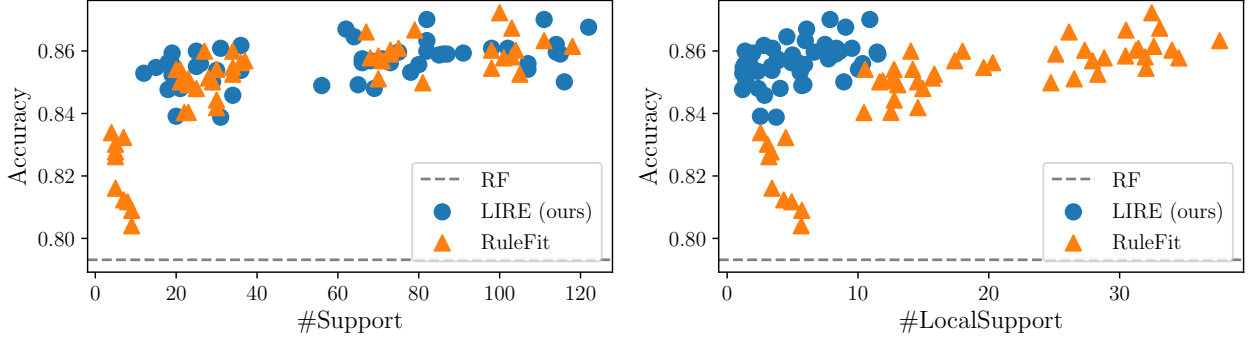
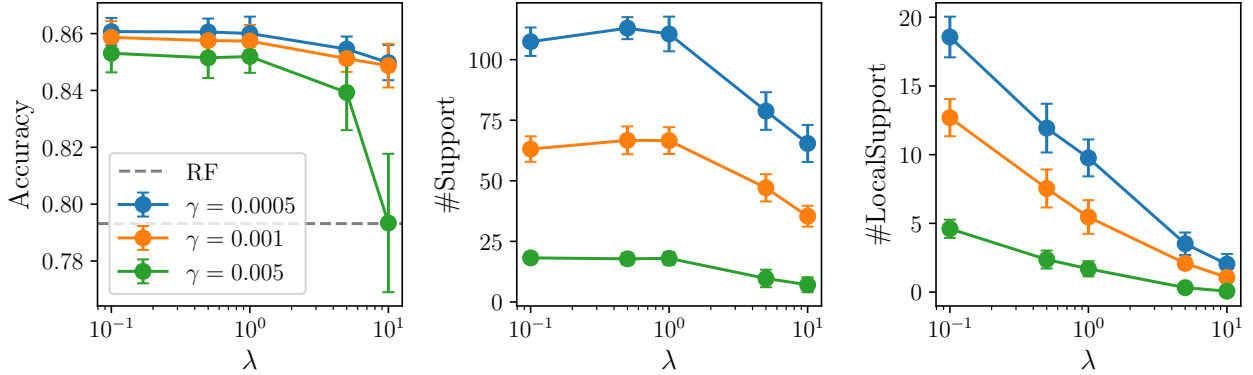


Figure 2: Experimental results on the accuracy-interpretability trade-off analysis.

Figure 3: Experimental results on the sensitivity of the trade-off parameter λ .

5 Experiments

To investigate the performance of our LIRE, we conducted numerical experiments on real datasets. All the code was implemented in Python 3.7 with scikit-learn 1.0.2 and is available at <https://github.com/kelicht/lire>. All the experiments were conducted on Ubuntu 20.04 with Intel Xeon E-2274G 4.0 GHz CPU and 32 GB memory.

Our experimental evaluation answers the following questions: (1) How is the trade-off between the accuracy and interpretability of LIRE compared to RuleFit? (2) How does our local interpretability regularizer affect the accuracy and interpretability of rule ensembles? (3) How is the performance of LIRE compared to the baselines on the benchmark datasets? Owing to page limitations, the complete settings and results (e.g., dataset details, hyper-parameter tuning, other accuracy criteria, and statistical tests) are shown in Appendix.

5.1 Accuracy-Interpretability Trade-Off

First, we examine the trade-off between the accuracy and interpretability of our LIRE compared to RuleFit. We used the Adult dataset ($N = 32561$, $D = 108$) [Kelly et al., 2023] and conducted 10-fold cross-validation (CV). In each fold, we trained a random forest (RF) with 100 decision trees and obtained $M = 1220.3$ rules on average as R . For interpretability, each decision tree is trained with a maximum depth of 3; that is, the length of each rule is less than or equal to 3. Then, we trained rule ensembles by RuleFit and our LIRE and measured their test accuracy, support size (#Support), and average local support size on the test set (#LocalSupport). To obtain models with different support sizes, we trained multiple models by varying the hyper-parameter γ . For LIRE, we set $\lambda = 1.0$.

Figure 2 shows the results, where the left (resp. right) figure presents the scatter plot between the test accuracy and support size (resp. local support size). From Figure 2, we can see that LIRE (1) attained a similar trade-off between accuracy and support size to RuleFit, and (2) achieved lower local support size than RuleFit without degrading accuracy. These results suggest that our LIRE could obtain more locally interpretable rule ensembles than RuleFit while maintaining similar accuracy and support size. Thus, we have confirmed that our method can realize local interpretability without compromising accuracy.

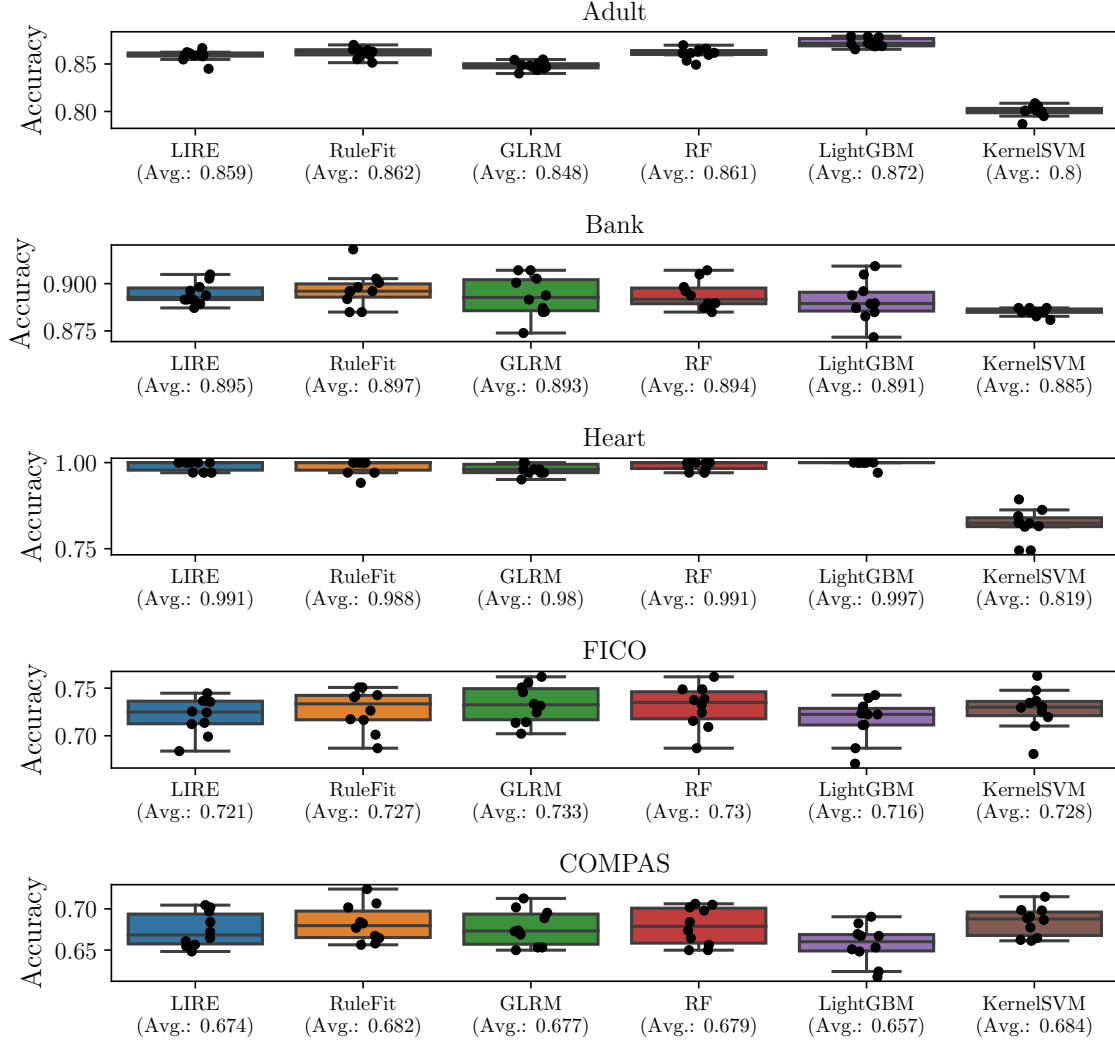


Figure 4: Experimental results on the test accuracy in 10-fold cross-validation.

5.2 Effect of Local Interpretability Regularizer

Next, we analyze the effect of our local interpretability regularizer Ω_L on rule ensembles by varying the hyper-parameter λ . As in the previous experiment, we used the Adult dataset and conducted 10-fold CV. We trained rule ensembles by varying λ , and measured their average accuracy, support size, and local support size. To control the support size, we set γ to three different values.

Figure 3 shows the average accuracy, support size, and local support size for each λ . For $\gamma \in \{0.0005, 0.001\}$, we could reduce the local support size without significantly degrading accuracy by increasing λ , which indicates that we could obtain accurate and locally interpretable rule ensembles. Furthermore, we can see that the support size also decreased for large λ while maintaining accuracy. In contrast, for $\gamma = 0.005$, the average accuracy decreased when $\lambda > 1.0$. This result suggests that our local interpretability regularizer Ω_L may harm accuracy when γ is large, i.e., the support size is small. Thus, to maintain accuracy with Ω_L , we need to keep the support size larger to some extent by setting γ to be smaller. These observations give us insight into the choice of λ and γ in practice.

5.3 Performance Comparison

Finally, we evaluate the performance of our LIRE on benchmark datasets in comparison with the existing methods. We used five datasets: three datasets are Adult, Bank, and Heart from the UCI repository [Kelly et al., 2023], and two datasets are FICO [FICO et al., 2018] and COMPAS [Angwin et al., 2016]. In addition to RuleFit, we compared LIRE

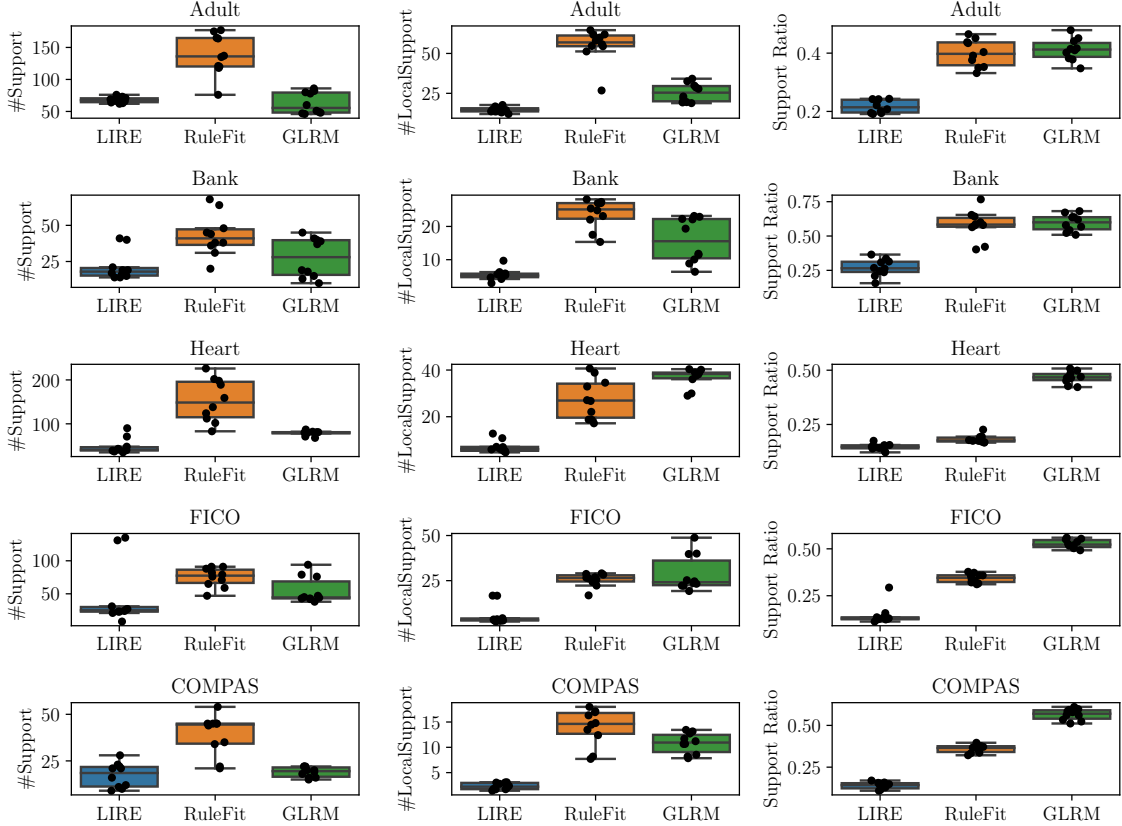


Figure 5: Experimental results on the support size in 10-fold cross-validation.

with the generalized linear rule models (GLRM) [Wei et al., 2019], another existing method for learning rule ensembles by column generation. We also employed three complex models as baselines: RF [Breiman, 2001], LightGBM [Ke et al., 2017], and KernelSVM. In each fold, we tuned the hyper-parameters of each method through hold-out validation.

Figure 4 shows the test accuracy of each method in 10-fold CV. From Figure 4, we can see that LIRE achieved comparable accuracy to the other rule ensembles, as well as complex models, regardless of the datasets. Figure 5 shows the results on the support size, local support size, and support ratio, which is defined as the ratio of $\#LocalSupport$ to $\#Support$ for each rule ensemble. We can see that LIRE stably achieved lower local support sizes and support ratios than RuleFit and GLRM. Furthermore, LIRE also achieved lower support sizes than RuleFit while maintaining similar accuracy, which may be caused by the effect of our global interpretability regularizer Ω_G , i.e., ℓ_0 -regularization. These results indicate that our LIRE achieved local interpretability while maintaining not only accuracy but also support size comparable to the baselines. Therefore, we have confirmed that we can learn more locally interpretable rule ensembles than the baselines without degrading accuracy in the benchmark datasets.

Regarding the computational time shown in Appendix, LIRE was slower than the baselines because its objective $G_{\gamma,\lambda}$ includes regularizers that have combinatorial nature. For example, the average computation time of LIRE, RuleFit, and GLRM on the Adult was **148.5**, **9.658**, and **75.93** seconds, respectively. However, Figures 4 and 5 indicate that LIRE achieved higher local interpretability than the baselines without degrading accuracy within a few minutes, even for the dataset with $N > 30000$ and the size of candidate rules with $M > 1000$.

6 Related Work

6.1 Globally Interpretable Models

This paper mainly relates to the communities of interpretable machine learning [Rudin et al., 2022]. With the emerging trend of leveraging machine learning models in various high-stakes decision-making tasks, interpretable models, such as sparse linear models [Dedieu et al., 2021, Liu et al., 2022, Ustun and Rudin, 2019] and rule models [Angelino et al.,

2017, Lakkaraju et al., 2016, Hu et al., 2019, Dash et al., 2018, Yang et al., 2017], have attracted increasing attention in recent years. Rule ensembles, also known as generalized linear rule models, are one of the popular rule models based on the linear combination of weighted rules [Friedman and Popescu, 2008, Wei et al., 2019, Nalenz and Augustin, 2022, Bénard et al., 2021, Eckstein et al., 2017, Nakagawa et al., 2016, Kato et al., 2023].

In general, rule ensembles have a trade-off between their accuracy and interpretability. To achieve good generalization, rule ensembles often need to include a sufficiently large number of weighted rules [Nalenz and Augustin, 2022]. However, increasing the total number of weighted rules degrades the interpretability of a model because it makes the entire model hard for human users to understand [Rudin, 2019, Freitas, 2014, Lipton, 2018, Doshi-Velez and Kim, 2017]. To address this trade-off, most of the existing methods focus on achieving accuracy with as few weighted rules as possible through ℓ_1 -regularization [Friedman and Popescu, 2008, Wei et al., 2019, Eckstein et al., 2017, Nakagawa et al., 2016, Kato et al., 2023].

Our contribution is to propose another approach for addressing the accuracy-interpretability trade-off of rule ensembles. We introduced a new concept of interpretability for a rule ensemble model, named local interpretability, focusing on its individual predictions rather than the model itself. Our concept has a similar spirit to the falling rule lists [Wang and Rudin, 2015] and locally sparse neural networks [Yang et al., 2022] that can explain individual predictions in an interpretable manner, and is helpful in some practical situations where we need to explain undesired predictions for individual users, such as loan approvals and medical diagnoses [Rudin, 2019, Caruana et al., 2015, Zhang and Gionis, 2023]. We also empirically confirmed that we could learn more locally interpretable models than the existing methods while achieving comparable accuracy. Note that our framework can be combined with the existing practical techniques of rule ensembles, such as stabilization [Bénard et al., 2021] and compression [Nalenz and Augustin, 2022] of weighted rules.

6.2 Local Explanation Methods

Our approach is inspired by the recent methods that extract local explanations of the individual predictions made by a learned model. These methods provide local explanations in a post-hoc manner by locally approximating the decision boundary of a model by the linear models [Ribeiro et al., 2016, Lundberg and Lee, 2017] or rule sets [Ribeiro et al., 2018, Rudin and Shaposhnik, 2023]. To improve the quality of local explanations, some papers have proposed to regularize a model during its training so that we can obtain better local explanations in terms of their local approximation fidelity [Plumb et al., 2020] or consistency with domain knowledge [Ross et al., 2017, Rieger et al., 2020]. Our proposed method also regularizes a rule ensemble for the quality of local explanations, i.e., the total number of weighted rules used for making each individual prediction, during its training.

While several post-hoc local explanation methods have been proposed, recent studies pointed out the issue of their faithfulness to an underlying model [Jacovi and Goldberg, 2020, Yoon et al., 2022]. Most of the existing methods have a risk that their explanations are inconsistent with the actual behavior of the model because they generate explanations by local approximation [Rudin, 2019, Alvarez-Melis and Jaakkola, 2018]. In contrast to them, the local explanations provided by our method are faithful to the model since they consist of the weighted rules included in the model actually and they are provided without approximation.

7 Conclusion

In this paper, we proposed a new framework for learning rule ensembles, named locally interpretable rule ensemble (LIRE), that simultaneously achieves accuracy and interpretability. We introduced a new criterion of interpretability, named local interpretability, as the total number of rules that are necessary to explain individual predictions made by the model rather than to explain the model itself. Then, we proposed a regularizer that promotes the local interpretability of a rule ensemble, and developed an efficient learning algorithm with the regularizer by coordinate descent with local search. By experiments, we confirmed that our method learns more locally interpretable rule ensembles than the existing methods, such as RuleFit, while attaining comparable accuracy.

Limitations and Future Work. There are several future directions to improve our LIRE. First, a theoretical analysis of the convergence property of Algorithm 1 is essential to developing a more efficient one [Dedieu et al., 2021]. We also need to analyze the sensitivity of the hyper-parameters λ and γ in more detail to decide their default values. Second, it is important to conduct user studies to evaluate our local interpretability in real applications [Doshi-Velez and Kim, 2017, Lage et al., 2019]. Finally, extending our local interpretability to other rule models, such as decision trees, is interesting for future work [Zhang and Gionis, 2023].

Acknowledgement

We wish to thank Koji Maruhashi, Takuya Takagi, Ken Kobayashi, and Yuichi Ike for making a number of valuable suggestions. We also thank the anonymous reviewers for their insightful comments.

References

- D. Alvarez-Melis and T. S. Jaakkola. On the robustness of interpretability methods. In *Proceedings of the 2018 ICML Workshop on Human Interpretability in Machine Learning*, pages 66–71, 2018.
- E. Angelino, N. Larus-Stone, D. Alabi, M. Seltzer, and C. Rudin. Learning certifiably optimal rule lists. In *Proceedings of the 23rd ACM SIGKDD International Conference on Knowledge Discovery and Data Mining*, pages 35–44, 2017.
- J. Angwin, J. Larson, S. Mattu, and L. Kirchner. Machine Bias — ProPublica. URL: <https://www.propublica.org/article/machine-bias-risk-assessments-in-criminal-sentencing>, 2016. Accessed: 2023-06-20.
- C. B  nard, G. Biau, S. da Veiga, and E. Scornet. Interpretable random forests via rule extraction. In *Proceedings of the 24th International Conference on Artificial Intelligence and Statistics*, pages 937–945, 2021.
- L. Breiman. Random forests. *Machine Learning*, 45(1):5–32, 2001.
- R. Caruana, Y. Lou, J. Gehrke, P. Koch, M. Sturm, and N. Elhadad. Intelligible models for healthcare: Predicting pneumonia risk and hospital 30-day readmission. In *Proceedings of the 21th ACM SIGKDD International Conference on Knowledge Discovery and Data Mining*, pages 1721–1730, 2015.
- S. Dash, O. G  nl  k, and D. Wei. Boolean decision rules via column generation. In *Proceedings of the 32nd International Conference on Neural Information Processing Systems*, pages 4660–4670, 2018.
- A. Dedieu, H. Hazimeh, and R. Mazumder. Learning sparse classifiers: Continuous and mixed integer optimization perspectives. *Journal of Machine Learning Research*, 22(135):1–47, 2021.
- F. Doshi-Velez and B. Kim. Towards a rigorous science of interpretable machine learning. *arXiv*, arXiv:1702.08608, 2017.
- J. Eckstein, N. Goldberg, and A. Kagawa. Rule-enhanced penalized regression by column generation using rectangular maximum agreement. In *Proceedings of the 34th International Conference on Machine Learning*, pages 1059–1067, 2017.
- FICO, Google, Imperial College London, MIT, University of Oxford, UC Irvine, and UC Berkeley. Explainable Machine Learning Challenge. URL: <https://community.fico.com/s/explainable-machine-learning-challenge>, 2018. Accessed: 2023-06-20.
- A. A. Freitas. Comprehensible classification models: A position paper. *ACM SIGKDD Explorations Newsletter*, 15(1):1–10, 2014.
- Y. Freund and R. E. Schapire. A decision-theoretic generalization of on-line learning and an application to boosting. *Journal of Computer and System Sciences*, 55(1):119–139, 1997.
- J. Friedman and B. E. Popescu. Gradient directed regularization for linear regression and classification. Technical report, Statistics Department, Stanford University, 2003.
- J. H. Friedman and B. E. Popescu. Predictive learning via rule ensembles. *The Annals of Applied Statistics*, 2(3):916–954, 2008.
- X. Hu, C. Rudin, and M. Seltzer. Optimal sparse decision trees. In *Proceedings of the 33rd International Conference on Neural Information Processing Systems*, pages 7265–7273, 2019.
- A. Jacovi and Y. Goldberg. Towards faithfully interpretable NLP systems: How should we define and evaluate faithfulness? In *Proceedings of the 58th Annual Meeting of the Association for Computational Linguistics*, pages 4198–4205, 2020.
- H. Kato, H. Hanada, and I. Takeuchi. Safe rulefit: Learning optimal sparse rule model by meta safe screening. *IEEE Transactions on Pattern Analysis and Machine Intelligence*, 45(2):2330–2343, 2023.
- G. Ke, Q. Meng, T. Finley, T. Wang, W. Chen, W. Ma, Q. Ye, and T.-Y. Liu. LightGBM: A highly efficient gradient boosting decision tree. In *Proceedings of the 31st International Conference on Neural Information Processing Systems*, pages 3149–3157, 2017.
- M. Kelly, R. Longjohn, and K. Nottingham. The UCI machine learning repository. URL: <http://archive.ics.uci.edu/>, 2023. Accessed: 2023-06-20.
- I. Lage, E. Chen, J. He, M. Narayanan, B. Kim, S. J. Gershman, and F. Doshi-Velez. Human evaluation of models built for interpretability. In *Proceedings of the 7th AAAI Conference on Human Computation and Crowdsourcing*, pages 59–67, 2019.
- H. Lakkaraju, S. H. Bach, and J. Leskovec. Interpretable decision sets: A joint framework for description and prediction. In *Proceedings of the 22nd ACM SIGKDD International Conference on Knowledge Discovery and Data Mining*, pages 1675–1684, 2016.
- Z. C. Lipton. The mythos of model interpretability: In machine learning, the concept of interpretability is both important and slippery. *Queue*, 16(3):31–57, 2018.
- J. Liu, C. Zhong, M. Seltzer, and C. Rudin. Fast sparse classification for generalized linear and additive models. In *Proceedings of the 25th International Conference on Artificial Intelligence and Statistics*, pages 9304–9333, 2022.

- S. M. Lundberg and S.-I. Lee. A unified approach to interpreting model predictions. In *Proceedings of the 31st International Conference on Neural Information Processing Systems*, pages 4765–4774, 2017.
- T. Miller. Explanation in artificial intelligence: Insights from the social sciences. *Artificial Intelligence*, 267:1–38, 2019.
- M. Mohri, A. Rostamizadeh, and A. Talwalkar. *Foundations of Machine Learning*. The MIT Press, 2012.
- K. Nakagawa, S. Suzumura, M. Karasuyama, K. Tsuda, and I. Takeuchi. Safe pattern pruning: An efficient approach for predictive pattern mining. In *Proceedings of the 22nd ACM SIGKDD International Conference on Knowledge Discovery and Data Mining*, pages 1785–1794, 2016.
- M. Nalenx and T. Augustin. Compressed rule ensemble learning. In *Proceedings of the 25th International Conference on Artificial Intelligence and Statistics*, pages 9998–10014, 2022.
- G. Plumb, M. Al-Shedivat, A. A. Cabrera, A. Perer, E. Xing, and A. Talwalkar. Regularizing black-box models for improved interpretability. In *Proceedings of the 34th International Conference on Neural Information Processing Systems*, pages 10526–10536, 2020.
- M. T. Ribeiro, S. Singh, and C. Guestrin. “Why Should I Trust You?”: Explaining the predictions of any classifier. In *Proceedings of the 22nd ACM SIGKDD International Conference on Knowledge Discovery and Data Mining*, pages 1135–1144, 2016.
- M. T. Ribeiro, S. Singh, and C. Guestrin. Anchors: High-precision model-agnostic explanations. In *Proceedings of the 32nd AAAI Conference on Artificial Intelligence*, pages 1527–1535, 2018.
- L. Rieger, C. Singh, W. Murdoch, and B. Yu. Interpretations are useful: Penalizing explanations to align neural networks with prior knowledge. In *Proceedings of the 37th International Conference on Machine Learning*, pages 8116–8126, 2020.
- A. S. Ross, M. C. Hughes, and F. Doshi-Velez. Right for the right reasons: Training differentiable models by constraining their explanations. In *Proceedings of the 26th International Joint Conference on Artificial Intelligence*, pages 2662–2670, 2017.
- C. Rudin. Stop explaining black box machine learning models for high stakes decisions and use interpretable models instead. *Nature Machine Intelligence*, 1:206–215, 2019.
- C. Rudin and Y. Shaposhnik. Globally-consistent rule-based summary-explanations for machine learning models: Application to credit-risk evaluation. *Journal of Machine Learning Research*, 24(16):1–44, 2023.
- C. Rudin, C. Chen, Z. Chen, H. Huang, L. Semenova, and C. Zhong. Interpretable machine learning: Fundamental principles and 10 grand challenges. *Statistics Surveys*, 16:1–85, 2022.
- R. Tibshirani. Regression Shrinkage and Selection Via the Lasso. *Journal of the Royal Statistical Society: Series B (Statistical Methodology)*, 58:267–288, 1994.
- B. Ustun and C. Rudin. Learning optimized risk scores. *Journal of Machine Learning Research*, 20(150):1–75, 2019.
- F. Wang and C. Rudin. Falling Rule Lists. In *Proceedings of the 18th International Conference on Artificial Intelligence and Statistics*, pages 1013–1022, 2015.
- D. Wei, S. Dash, T. Gao, and O. Gunluk. Generalized linear rule models. In *Proceedings of the 36th International Conference on Machine Learning*, pages 6687–6696, 2019.
- H. Yang, C. Rudin, and M. Seltzer. Scalable Bayesian Rule Lists. In *Proceedings of the 34th International Conference on Machine Learning*, pages 3921–3930, 2017.
- J. Yang, O. Lindenbaum, and Y. Kluger. Locally sparse neural networks for tabular biomedical data. In *Proceedings of the 39th International Conference on Machine Learning*, pages 25123–25153, 2022.
- J. Yoon, S. O. Arik, and T. Pfister. LIMIS: Locally interpretable modeling using instance-wise subsampling. *Transactions on Machine Learning Research*, 2022. ISSN 2835-8856. URL <https://openreview.net/forum?id=S8eABay8P3>.
- G. Zhang and A. Gionis. Regularized impurity reduction: accurate decision trees with complexity guarantees. *Data Mining and Knowledge Discovery*, 37(1):434–475, 2023.

A Proof of Theorem 1

To prove Theorem 1, we show the following lemma.

Lemma 1. *Let $\alpha \in \mathbb{R}^M$ be a weight vector with $\alpha_m = 0$ for a rule $m \in [M]$. We write $\Omega(\alpha) := \gamma \cdot \Omega_G(\alpha) + \lambda \cdot \Omega_L(\alpha | S)$. Then, for any $\alpha'_m \neq 0$, we have*

$$\Omega(\alpha + \alpha'_m \cdot e_m) - \Omega(\alpha) = \gamma + \lambda \cdot \frac{p_m - \Omega_L(\alpha | S)}{1 + |\text{supp}(\alpha)|},$$

where $e_m = (e_{m,1}, \dots, e_{m,M}) \in \{0, 1\}^M$ is a vector with $e_{m,m} = 1$ and $e_{m,m'} = 0$ for all $m' \in [M] \setminus \{m\}$, and $p_m = \frac{1}{N} \sum_{n=1}^N r_m(\mathbf{x}_n)$.

Proof. For the global interpretability regularizer Ω_G , we have $\Omega_G(\alpha + \alpha'_m \cdot e_m) - \Omega_G(\alpha) = |\text{supp}(\alpha + \alpha'_m \cdot e_m)| - |\text{supp}(\alpha)| = 1$. Let $K := |\text{supp}(\alpha)|$ be the support size of α . For the local interpretability regularizer Ω_L , we have

$$\begin{aligned} \Omega_L(\alpha + \alpha'_m \cdot e_m | S) - \Omega_L(\alpha | S) &= \frac{1}{N} \sum_{n=1}^N \frac{|\text{lsupp}(\alpha + \alpha'_m \cdot e_m | \mathbf{x}_n)|}{|\text{supp}(\alpha + \alpha'_m \cdot e_m)|} - \frac{1}{N} \sum_{n=1}^N \frac{|\text{lsupp}(\alpha | \mathbf{x}_n)|}{|\text{supp}(\alpha)|} \\ &= \frac{1}{N} \sum_{n=1}^N \left(\frac{|\text{lsupp}(\alpha + \alpha'_m \cdot e_m | \mathbf{x}_n)|}{1 + K} - \frac{|\text{lsupp}(\alpha | \mathbf{x}_n)|}{K} \right) \\ &= \frac{1}{N} \sum_{n=1}^N \frac{(|\text{lsupp}(\alpha | \mathbf{x}_n)| + r_m(\mathbf{x}_n)) \cdot K - |\text{lsupp}(\alpha | \mathbf{x}_n)| \cdot (1 + K)}{(1 + K) \cdot K} \\ &= \frac{1}{N} \sum_{n=1}^N \frac{r_m(\mathbf{x}_n) \cdot K - |\text{lsupp}(\alpha | \mathbf{x}_n)|}{(1 + K) \cdot K} \\ &= \frac{\frac{1}{N} \sum_{n=1}^N r_m(\mathbf{x}_n) - \frac{1}{N} \sum_{n=1}^N \frac{|\text{lsupp}(\alpha | \mathbf{x}_n)|}{K}}{1 + K} = \frac{p_m - \Omega_L(\alpha | S)}{1 + |\text{supp}(\alpha)|}. \end{aligned}$$

By combining these results, we obtain $\Omega(\alpha + \alpha'_m \cdot e_m) - \Omega(\alpha) = \gamma + \lambda \cdot \frac{p_m - \Omega_L(\alpha | S)}{1 + |\text{supp}(\alpha)|}$. □

Using Lemma 1, we give a proof of Theorem 1 as follows.

Theorem 1. Recall that our learning objective function $G_{\gamma, \lambda}$ is defined as $G_{\gamma, \lambda}(\alpha | S) = L(\alpha | S) + \gamma \cdot \Omega_G(\alpha) + \lambda \cdot \Omega_L(\alpha | S)$. From Lemma 1, when we set α_m to a non-zero value, the value of the regularizers in $G_{\gamma, \lambda}$ increases by $C_m := \gamma + \lambda \cdot \frac{p_m - \Omega_L(\alpha | S)}{1 + |\text{supp}(\alpha)|}$. Hence, if the maximum possible decrease in the empirical risk $L(\alpha + \alpha'_m \cdot e_m | S)$ by setting $\alpha'_m \neq 0$ is less than C_m , then we have $\alpha_m^* = 0$. In the following, we show the condition under which this occurs.

First, we consider the optimal value α'_m that minimizes the empirical risk $L(\alpha + \alpha'_m \cdot e_m | S)$. As with AdaBoost, we can obtain the analytical solution for α'_m by solving $\frac{\partial}{\partial \alpha_m} L(\alpha | S) = 0$. For m and $n \in [N]$, we write $z_{nm} = y_n \cdot r_m(\mathbf{x}_n)$. Since the loss function is the exponential loss $l(y, f_\alpha(\mathbf{x})) = e^{-y \cdot f_\alpha(\mathbf{x})}$, we have

$$\begin{aligned} \frac{\partial}{\partial \alpha_m} L(\alpha | S) &= \frac{1}{N} \sum_{n=1}^N -z_{nm} \cdot e^{-y_n \cdot f_\alpha(\mathbf{x})} \cdot e^{-z_{nm} \cdot \alpha_m} \\ &= \frac{1}{N} \sum_{n \in [N]: z_{nm} \neq 0} -z_{nm} \cdot e^{-y_n \cdot f_\alpha(\mathbf{x})} \cdot e^{-z_{nm} \cdot \alpha_m} \\ &= \frac{1}{N} \left(\sum_{n \in [N]: z_{nm} = +1} -e^{-y_n \cdot f_\alpha(\mathbf{x})} \cdot e^{-\alpha_m} + \sum_{n \in [N]: z_{nm} = -1} e^{-y_n \cdot f_\alpha(\mathbf{x})} \cdot e^{\alpha_m} \right). \end{aligned}$$

Let $\varepsilon_m := \frac{1}{N} \sum_{n \in [N]: z_{nm} \neq 0} e^{-y_n \cdot f_\alpha(\mathbf{x})}$ be the normalizing constant, and we define

$$\varepsilon_m^+ := \frac{\frac{1}{N} \sum_{n \in [N]: z_{nm} = +1} e^{-y_n \cdot f_\alpha(\mathbf{x})}}{\varepsilon_m} \quad \text{and} \quad \varepsilon_m^- := \frac{\frac{1}{N} \sum_{n \in [N]: z_{nm} = -1} e^{-y_n \cdot f_\alpha(\mathbf{x})}}{\varepsilon_m}.$$

By definition, $\varepsilon_m^+ + \varepsilon_m^- = 1$ holds. Then, we obtain the analytical solution α'_m to $\frac{\partial}{\partial \alpha_m} L(\alpha | S) = 0$ by

$$\begin{aligned} \frac{\partial}{\partial \alpha_m} L(\alpha | S) = 0 &\iff -\varepsilon_m^+ \cdot e^{-\alpha'_m} + \varepsilon_m^- \cdot e^{\alpha'_m} = 0 \\ &\iff \alpha'_m = \frac{1}{2} \ln \frac{\varepsilon_m^+}{\varepsilon_m^-} = \frac{1}{2} \ln \frac{1 - \varepsilon_m^-}{\varepsilon_m^-}. \end{aligned}$$

Using α'_m , we can compute the maximum possible decrease in the empirical risk as follows:

$$\begin{aligned} &L(\alpha | S) - L(\alpha + \alpha'_m \cdot \mathbf{e}_m | S) \\ &= \frac{1}{N} \sum_{n \in [N]: z_{nm} \neq 0} e^{-y_n \cdot f_{\alpha}(\mathbf{x})} \cdot (1 - e^{-z_{nm} \cdot \alpha'_m}) \\ &= \frac{1}{N} \left(\sum_{n \in [N]: z_{nm} = +1} e^{-y_n \cdot f_{\alpha}(\mathbf{x})} \cdot \left(1 - \sqrt{\frac{\varepsilon_m^-}{\varepsilon_m^+}}\right) + \sum_{n \in [N]: z_{nm} = -1} e^{-y_n \cdot f_{\alpha}(\mathbf{x})} \cdot \left(1 - \sqrt{\frac{\varepsilon_m^+}{\varepsilon_m^-}}\right) \right) \\ &= \varepsilon_m \cdot \left(\varepsilon_m^+ \cdot \left(1 - \sqrt{\frac{\varepsilon_m^-}{\varepsilon_m^+}}\right) + \varepsilon_m^- \cdot \left(1 - \sqrt{\frac{\varepsilon_m^+}{\varepsilon_m^-}}\right) \right) \\ &= \varepsilon_m \cdot \left(1 - 2 \cdot \sqrt{\varepsilon_m^- \cdot (1 - \varepsilon_m^-)}\right). \end{aligned}$$

Now, we derive the condition of $\alpha'_m = 0$ by comparing C_m and $L(\alpha | S) - L(\alpha + \alpha'_m \cdot \mathbf{e}_m | S)$ as follows:

$$\begin{aligned} L(\alpha | S) - L(\alpha + \alpha'_m \cdot \mathbf{e}_m | S) \leq C_m &\iff \varepsilon_m \cdot \left(1 - 2 \cdot \sqrt{\varepsilon_m^- \cdot (1 - \varepsilon_m^-)}\right) \leq C_m \\ &\iff (\varepsilon_m^-)^2 - \varepsilon_m^- + \left(\frac{\varepsilon_m - C_m}{2 \cdot \varepsilon_m}\right) \leq 0 \\ &\iff \varepsilon_m^- \in \left[\frac{1}{2} - B_m, \frac{1}{2} + B_m\right], \end{aligned}$$

where $B_m := \frac{\sqrt{C_m \cdot (2 \cdot \varepsilon_m - C_m)}}{2 \cdot \varepsilon_m}$. Therefore, if $\varepsilon_m^- \in [\frac{1}{2} - B_m, \frac{1}{2} + B_m]$, we have $\alpha_m^* = 0$; otherwise, we have $\alpha_m^* = \frac{1}{2} \ln \frac{1 - \varepsilon_m^-}{\varepsilon_m^-}$, which concludes the proof. \square

B Complete Experimental Settings and Results

In this section, we present the complete settings and results of our experiments. Table 2 shows the sample size N , the total number of features D , and the average number of rules M used for learning RuleFit and LIRE. In each dataset, all the categorical features were transformed into binary vectors through one-hot encoding in advance. Note that the settings of the hyper-parameters used to learn the baseline methods and our method are summarized in Table 3. For our method, we set the maximum number of iterations in Algorithm 1 by $I = 5000$.

B.1 Accuracy-Interpretability Trade-Off

We present the complete results of the trade-off analyses between the accuracy and interpretability of our LIRE compared to RuleFit. In addition to accuracy, we measured the F1 score and area under the ROC curve (AUC) on each test set of 10-fold cross-validation. Figures 6 to 8 show the results with $\lambda = 0.1, 0.5$, and 1.0 , respectively.

B.2 Effect of Local Interpretability Regularizer

We present the complete results on the effects of our local interpretability regularizer on rule ensembles by varying the trade-off parameter λ . Figure 9 shows the results on the average test accuracy, average F1 score, AUC, support size, local support size, and support ratio on each test set.

B.3 Performance Comparison

We present the complete results of the performance comparison with the existing methods. In each fold of 10-fold cross-validation, we tuned the hyper-parameters of each method by hold-out validation. Table 3 shows the value ranges of the hyper-parameters of each method.

Table 4 presents the average running time of each method. Figures 10 to 12 show the results on the accuracy, F1 score, and AUC of each method in 10-fold cross-validation, respectively. Tables 5 and 6 present the p-values of the Wilcoxon signed-rank test between LIRE and the baselines.

Ethical Statement

Existing Assets

All datasets used in Section 5 are publicly available and do not contain any identifiable information or offensive content. As they are accompanied by appropriate citations in the main body, see the corresponding references for more details. Scikit-learn 1.0.2² is publicly available under the BSD-3-Clause license. All the scripts and datasets used in our experiments are available in our GitHub repository at <https://github.com/kelicht/lire>.

Potential Impacts

Positive Impacts. Our proposed method, named locally interpretable rule ensemble (LIRE), is a new framework for learning rule ensemble models. Our LIRE can explain its individual predictions with a few weighted logical rules, i.e., in a transparent manner for human users. Therefore, our LIRE helps decision-makers to validate the prediction results made by machine learning models and ensure the transparency of their decision results in critical tasks, such as loan approvals, medical diagnoses, and judicial decisions [Rudin, 2019, Rudin et al., 2022].

Negative Impacts. Because our method provides explanations of its individual predictions in a transparent manner, one might use the output to extract sensitive information from the training dataset. Note, however, that such unintended use can occur not only with our method but also with other interpretable models. One possible way to mitigate this risk is to check whether the features in a dataset used to construct the weighted rules might reveal sensitive information before training the model on the dataset and deploying it publicly.

Limitations

In the real applications of our LIRE, there might exist three limitations. First, as mentioned in our experiments, the computational time of LIRE was certainly longer than those of the baselines. To overcome this limitation, we need to analyze the convergence property of our learning algorithm and develop a more efficient one. Second, since LIRE has two hyper-parameters, λ and γ , users need to determine these values depending on the dataset by themselves, which may incur additional computational costs. Finally, the effectiveness of our local interpretability in real situations has not yet been verified. We plan to conduct user studies to evaluate the usefulness of our concept for human users and analyze how much local support size is acceptable for humans [Lage et al., 2019, Doshi-Velez and Kim, 2017].

²<https://scikit-learn.org/stable/>

Table 2: Details of the datasets used in the experiments.

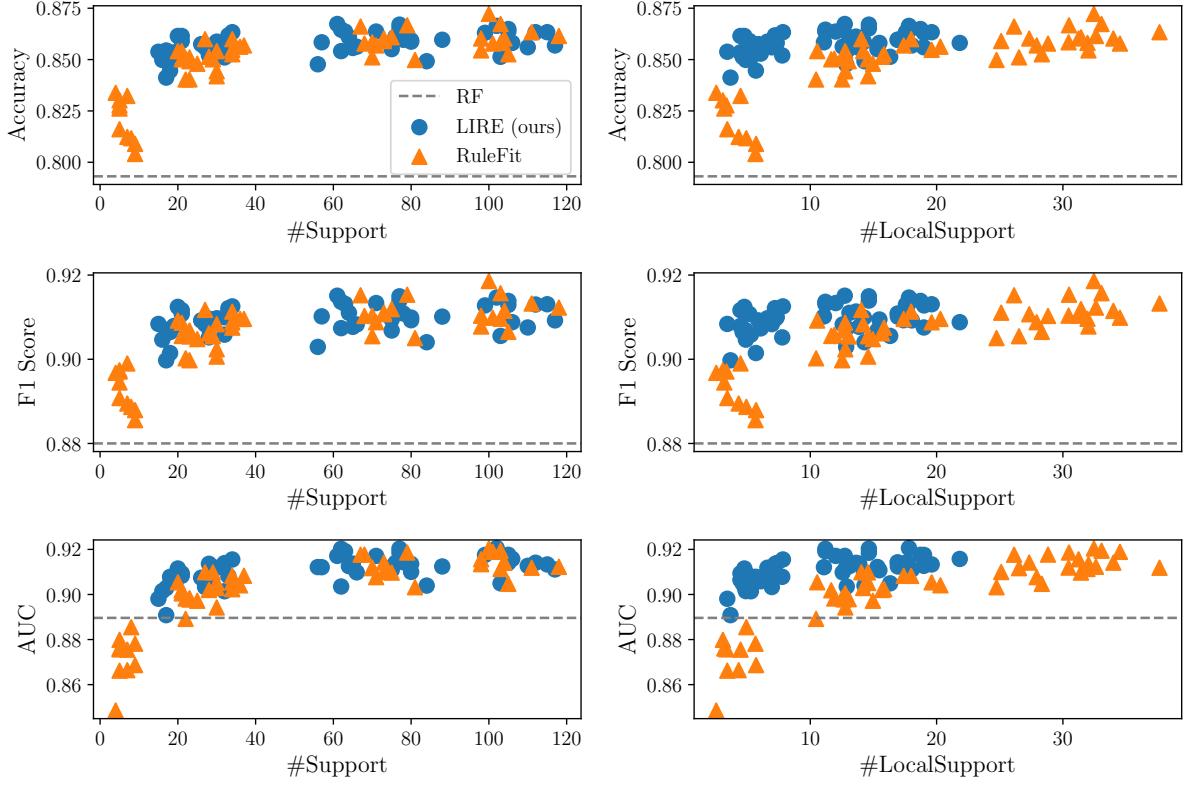
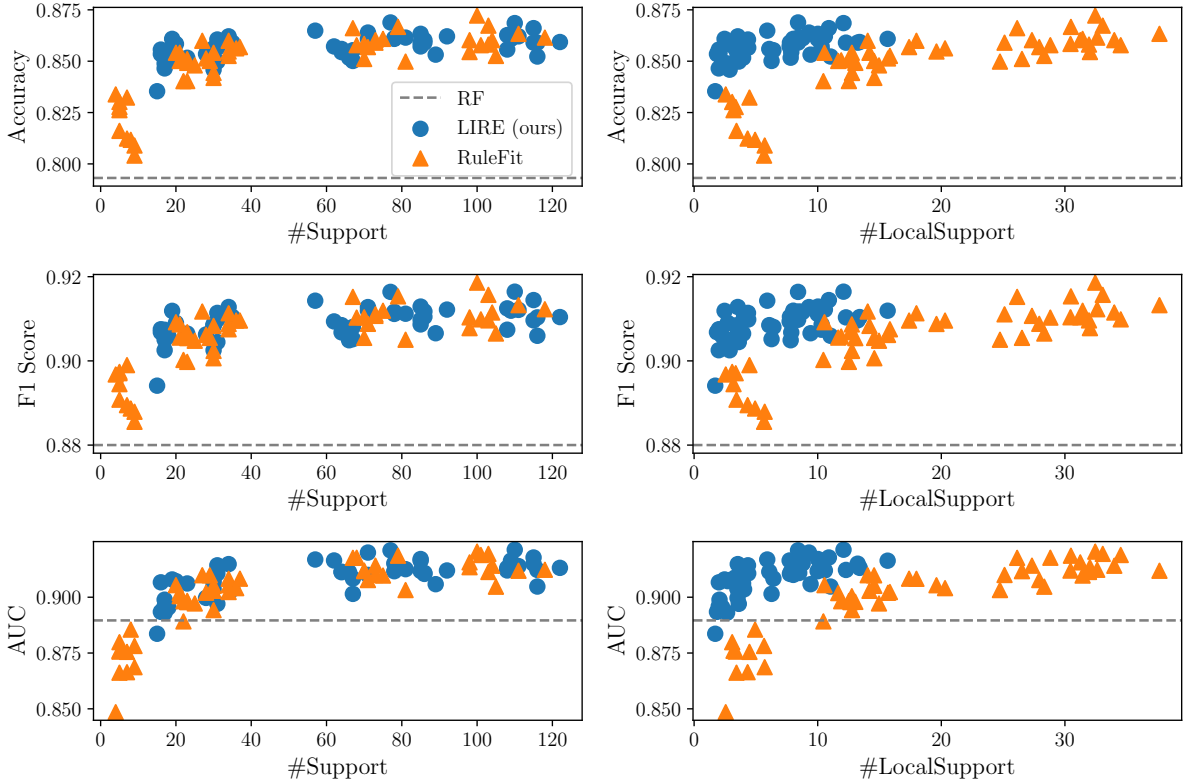
Dataset	#Examples N	#Features D	Average #Rules M
Adult	32561	108	1220.3
Bank	4521	35	1225.8
Heart	1025	15	1053.4
FICO	9871	23	1249.8
COMPAS	6167	14	1092.9

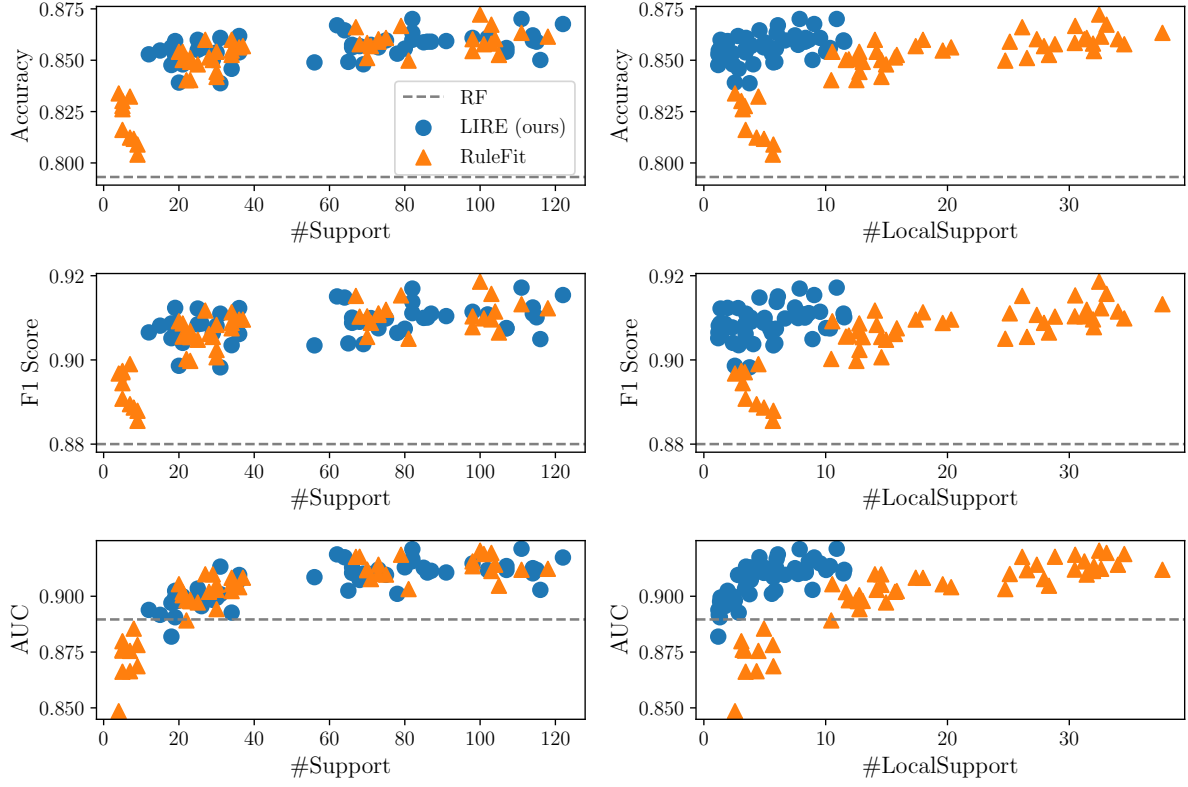
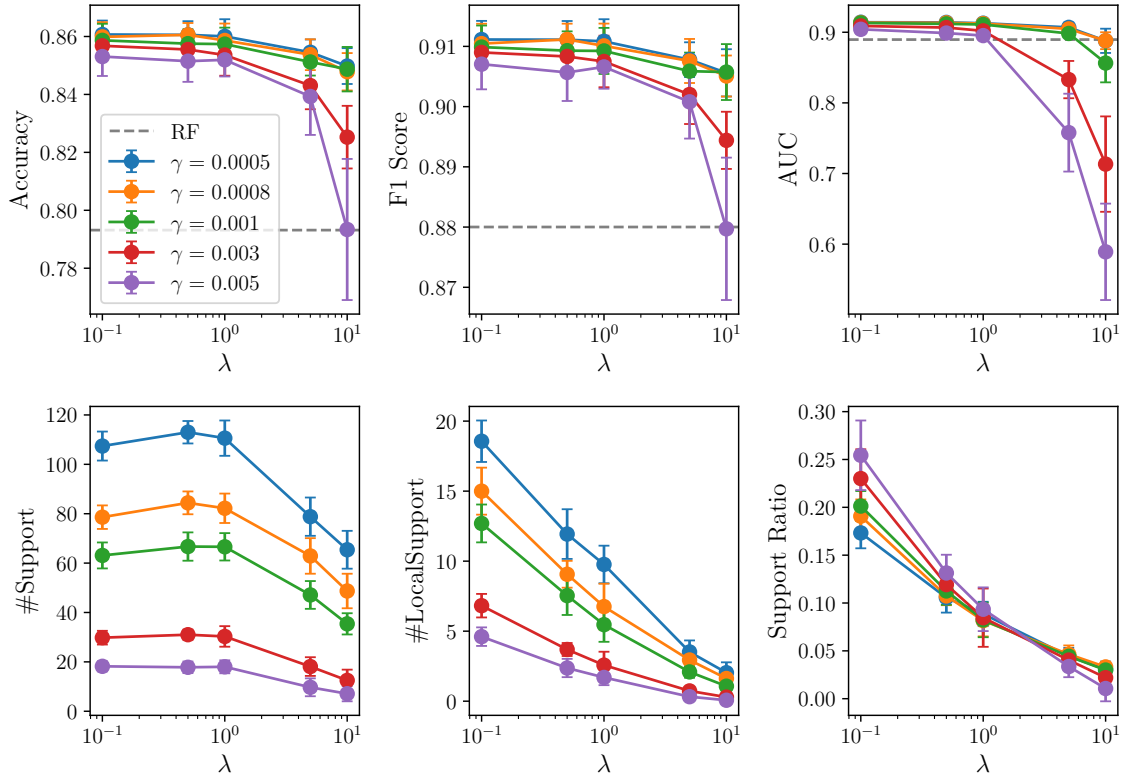
Table 3: Details of hyper-parameter tuning for each method. For GLRM, following its original paper, we set λ_0 and λ_1 so that $\lambda_1/\lambda_0 = 0.2$. For RF and LightGBM, T and L denote the maximum numbers of decision trees and leaves in each tree, respectively. For KernelSVM, we used the Gaussian kernel with a regularization parameter C . In each hold of CV, we selected the hyper-parameters of each method by hold-out validation with AUC score.

Method	Range of hyper-parameters
LIRE	$\gamma \in \{0.001, 0.002, 0.003, 0.004, 0.005\}, \lambda = 2 \cdot \gamma$
RuleFit	$\gamma \in \{0.0005, 0.00075, 0.001, 0.0025, 0.005, 0.0075, 0.01, 0.025, 0.05\}$.
GLRM	$\lambda_0 \in \{0.00005, 0.0001, 0.0005, 0.001, 0.005, 0.01, 0.05, 0.1\}, \lambda_1 = 0.2 \cdot \lambda_0$
RF	$T \in \{100, 300, 500\}, L \in \{64, 128, 256\}$
LightGBM	$T \in \{100, 300, 500\}, L \in \{64, 128, 256\}$
KernelSVM	$C \in \{0.01, 0.05, 0.1, 0.5, 1.0, 5.0, 10.0, 50.0, 100.0\}$

Table 4: Experimental results on the average computational time of each method in 10-fold cross-validation [s].

Dataset	Rule Ensemble			Complex Model		
	LIRE (ours)	RuleFit	GLRM	RF	LightGBM	KernelSVM
Adult	148.5 \pm 0.01	9.658 \pm 0.01	75.93 \pm 0.0	5.137 \pm 0.01	0.192 \pm 0.0	401.7 \pm 0.01
Bank	8.446 \pm 0.01	1.308 \pm 0.01	11.78 \pm 0.01	0.825 \pm 0.01	0.252 \pm 0.01	2.017 \pm 0.0
Heart	4.859 \pm 0.01	0.782 \pm 0.02	32.37 \pm 0.02	0.095 \pm 0.01	0.067 \pm 0.01	0.106 \pm 0.05
FICO	74.59 \pm 0.02	1.93 \pm 0.02	14.17 \pm 0.02	2.142 \pm 0.02	0.284 \pm 0.02	10.99 \pm 0.02
COMPAS	9.875 \pm 0.02	1.191 \pm 0.02	2.528 \pm 0.02	0.492 \pm 0.02	0.084 \pm 0.02	4.47 \pm 0.02
Average	49.36	2.974	27.36	1.744	0.176	83.86

Figure 6: Experimental results on the accuracy-interpretability trade-off with $\lambda = 0.1$.Figure 7: Experimental results on the accuracy-interpretability trade-off with $\lambda = 0.5$.

Figure 8: Experimental results on the accuracy-interpretability trade-off with $\lambda = 1.0$.Figure 9: Experimental results on the sensitivity of the trade-off parameter λ .

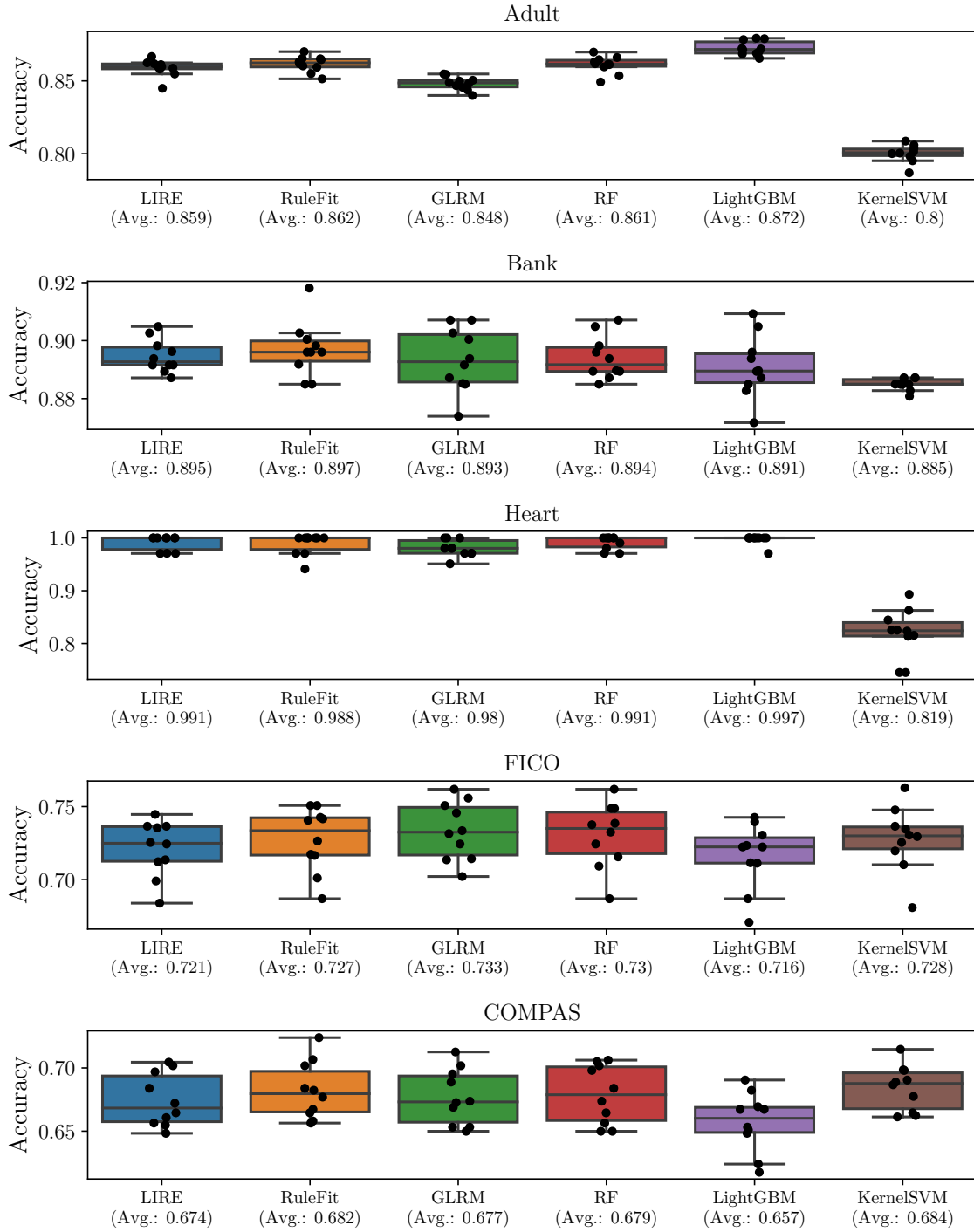


Figure 10: Experimental results on the test accuracy of 10-fold cross-validation.




Figure 11: Experimental results on the test F1 score of 10-fold cross-validation.

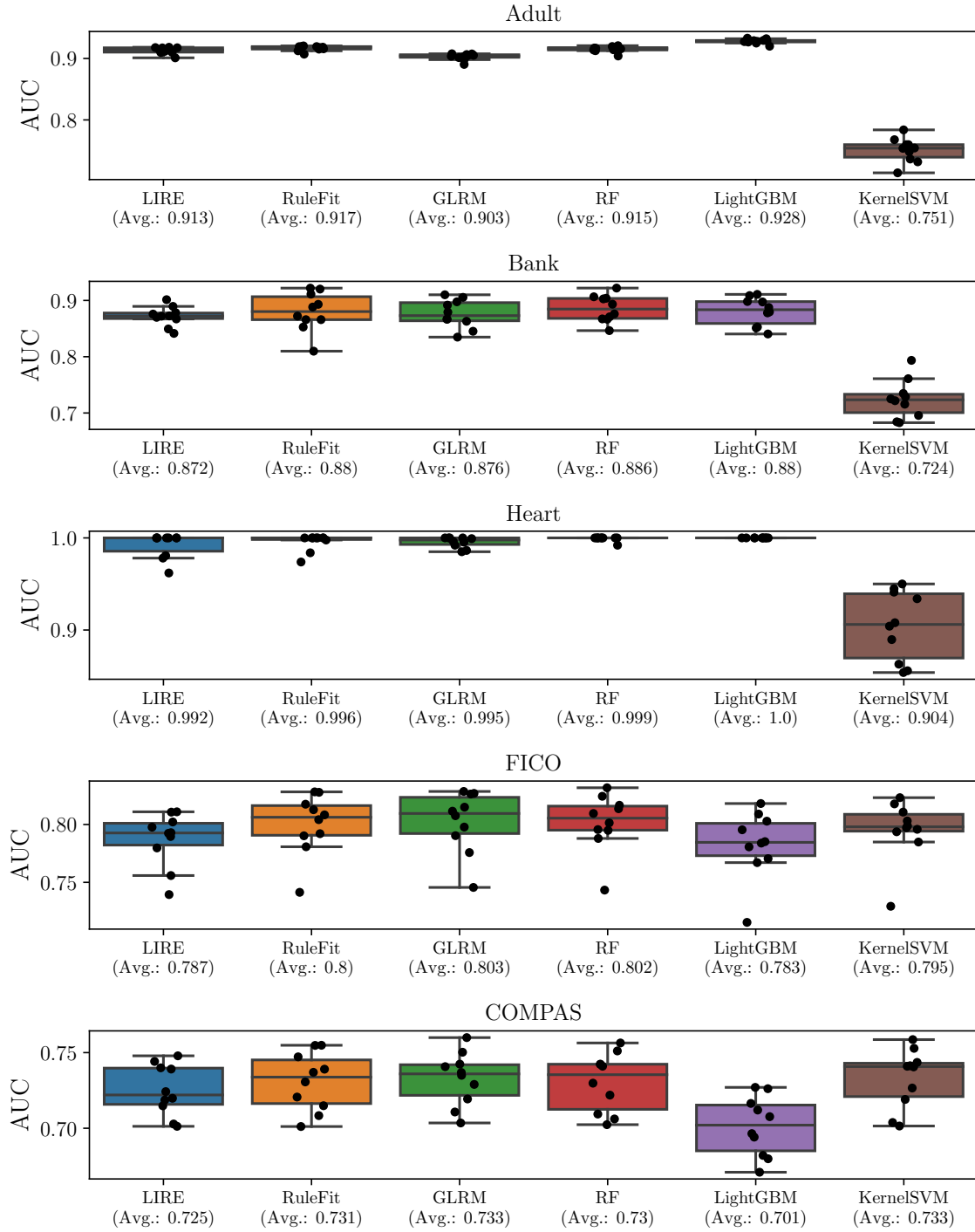


Figure 12: Experimental results on the test AUC of 10-fold cross-validation.

Table 5: p-values of the Wilcoxon signed-rank test on the test accuracy, F1 score, and AUC of 10-fold cross-validation. While the null hypothesis is that there is no difference between the accuracy of LIRE and the baseline, the alternative is that each score of LIRE is lower than the baseline. \dagger and \ddagger denote the null hypothesis is rejected with significance level 0.05 and 0.01, respectively.

Criterion	Dataset	Rule Ensemble		Complex Model		
		RuleFit	GLRM	RF	LightGBM	KernelSVM
Accuracy	Adult	0.02531 \dagger	1.0	0.06174	0.00098 \ddagger	1.0
	Bank	0.1875	0.53906	0.65234	0.88214	0.99626
	Heart	0.79289	0.91734	0.39323	0.08986	1.0
	FICO	0.02441 \dagger	0.00865 \ddagger	0.00195 \ddagger	0.95801	0.03316 \dagger
	COMPAS	0.00888 \ddagger	0.1377	0.10267	1.0	0.04292 \dagger
F1 score	Adult	0.00684 \ddagger	1.0	0.01367 \dagger	0.00098 \ddagger	1.0
	Bank	0.1377	0.46094	0.24609	0.91346	0.99023
	Heart	0.5	0.89796	0.34292	0.08986	1.0
	FICO	0.11621	0.01367 \dagger	0.00293 \ddagger	0.99023	0.06543
	COMPAS	0.00195 \ddagger	0.00488 \ddagger	0.8125	0.97559	0.61523
AUC	Adult	0.01367 \dagger	1.0	0.02441 \dagger	0.00098 \ddagger	1.0
	Bank	0.1377	0.21582	0.01367 \dagger	0.05273	1.0
	Heart	0.2326	0.24948	0.07206	0.0544	1.0
	FICO	0.00195 \ddagger	0.00195 \ddagger	0.00098 \ddagger	0.8125	0.02441 \dagger
	COMPAS	0.01367 \dagger	0.00488 \ddagger	0.01855 \dagger	1.0	0.00195 \ddagger

Table 6: p-values of the Wilcoxon signed-rank test on the global and local support sizes of 10-fold cross-validation. While the null hypothesis is that there is no difference between the support size of LIRE and the baseline, the alternative is that the support size of LIRE is larger than the baseline. \dagger and \ddagger denote the null hypothesis is rejected with significance level 0.05 and 0.01, respectively.

Dataset	#Support		#LocalSupport	
	RuleFit	GLRM	RuleFit	GLRM
Adult	1.0	0.09668	1.0	1.0
Bank	1.0	0.83887	1.0	1.0
Heart	1.0	0.99902	1.0	1.0
FICO	0.90332	0.8623	1.0	1.0
COMPAS	0.99618	0.8125	1.0	1.0