
RM-PRT: Realistic Robotic Manipulation Simulator and Benchmark with Progressive Reasoning Tasks

Pengzhen Ren¹, Kaidong Zhang¹, Hetao Zheng¹, Zixuan Li¹, Yuhang Wen¹,
Fengda Zhu², Mas Ma³, Xiaodan Liang^{1,4*}

¹Sun Yat-sen University ²Monash University ³Dataa Robotics ⁴MBZUAI
pzhren@foxmail.com, {zhangkd3, xdliang328, bumpkinchelee}@gmail.com,
{wenyh29, zhenght8}@mail2.sysu.edu.cn, fengda.zhu@monash.edu, mas.ma@dataarobotics.com

Abstract

Recently, the advent of pre-trained large-scale language models (LLMs) like ChatGPT and GPT-4 have significantly advanced the machine’s natural language understanding capabilities. This breakthrough has allowed us to seamlessly integrate these open-source LLMs into a unified robot simulator environment to help robots accurately understand and execute human natural language instructions. To this end, in this work, we introduce a realistic robotic manipulation simulator and build a Robotic Manipulation with Progressive Reasoning Tasks (RM-PRT) benchmark on this basis. Specifically, the RM-PRT benchmark builds a new high-fidelity digital twin scene based on Unreal Engine 5, which includes 782 categories, 2023 objects, and 15K natural language instructions generated by ChatGPT for a detailed evaluation of robot manipulation. We propose a general pipeline for the RM-PRT benchmark that takes as input multimodal prompts containing natural language instructions and automatically outputs actions containing the movement and position transitions. We set four natural language understanding tasks with progressive reasoning levels and evaluate the robot’s ability to understand natural language instructions in two modes of adsorption and grasping. In addition, we also conduct a comprehensive analysis and comparison of the differences and advantages of 10 different LLMs in instruction understanding and generation quality. We hope the new simulator and benchmark will facilitate future research on language-guided robotic manipulation. Project website: <https://necolizer.github.io/RM-PRT/>.

1 Introduction

Natural language is widely regarded as one of the most direct and effective methods of human-robot interaction. Recently, LLMs have performed comparable or even surpassed human performance on various downstream language understanding tasks [1–3], which indicates that LLMs have extracted a large amount of task-independent commonsense information from large text corpora and acquired certain knowledge reasoning capabilities [4–6]. In embodied AI research, human language instructions are often complex, diverse, ambiguous, and arbitrary, making it difficult for machines to guess and reason about human real intentions. As Figure 1 (c) shows an example of ambiguous instructions, the robot needs to fully understand human intent and the function implied by each object concept in order to make accurate judgments. Sometimes these instructions even contain restricted information such as the position, appearance, and function of the target object, which requires the robot to have higher requirements for language understanding and reasoning capabilities in addition to basic grasping capabilities. Therefore, considering how to make agents understand and execute complex and ambiguous human natural language instructions is one of the key challenges in embodied

*Corresponding author.

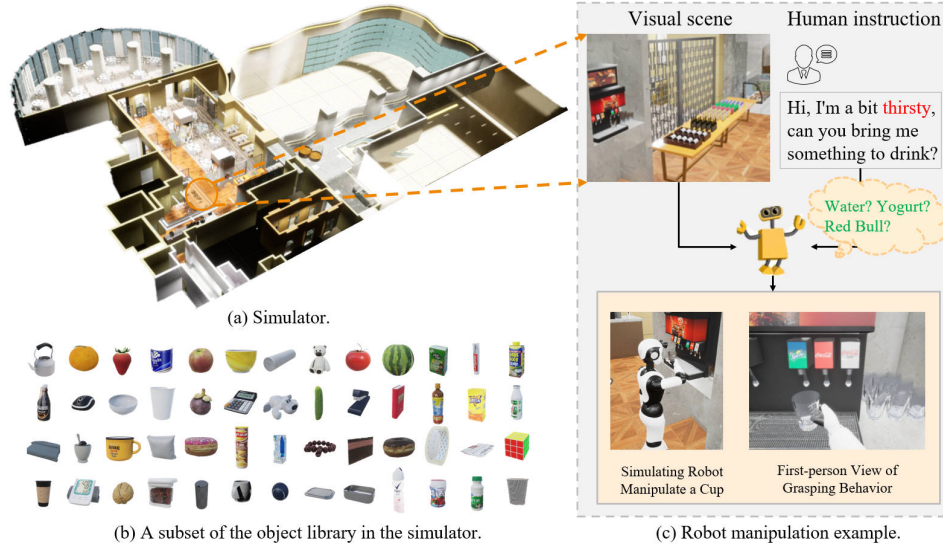


Figure 1: Simulator, object libraries, and robot manipulation examples.

AI research [7]. Recently, in a study of control planning and manipulation of robots, Saycan [8] extracts the results from LLMs in a physical environment-based task and PaLM-E [9] outputs a piece of text that can be translated into the underlying execution command as an instruction to the robot by accepting multimodal input from LLMs and sensors. Although they generated the planned instructions directly through LLM input or the embedded modal information as a top-level strategy, simplifying and parsing the obtained instructions was not done to ensure the instruction’s reliability and effectiveness.

In addition, the high fidelity of the virtual environment is also one of the factors that need to be considered. Additionally, implementing end-to-end reinforcement and imitation learning for single-task [10, 11] in a high-fidelity simulation environment poses several challenges, including the collection of task-specific data. Accurate simulations of real-world physical phenomena and domains are crucial for effective training, but transferring these simulations to migratable simulation environments is necessary to overcome the limitations of costly and time-consuming real-world training. Therefore, it is also crucial to ensure that the simulated environment has a high fidelity comparable to the real environment.

Based on the above observations, we propose a Robot Manipulation-PRT (RM-PRT) benchmark with a high-fidelity digital twin virtual environment and designed a general framework for the application of LLMs in robot manipulation, which facilitates a comprehensive analysis and evaluation of the application of LLMs in robot manipulation. Specifically, we built a high-fidelity digital twin virtual scene based on Unreal Engine 5 (UE5) with the real environment as a reference. Figure 1 (a) shows a thumbnail view of this restaurant virtual scene. In addition, we have added 2023 objects that exist in the real world to the RM-PRT environment to complete parallel training. In order to improve the movement flexibility and operation speed of the agent in manipulation tasks, RM-PRT includes a large number of environmental interaction interfaces such as speed control, position control, navigation movement, and 34 joints for chassis movement and dual-arm manipulation. In addition, To facilitate obtaining RGB maps and depth maps at target locations, the RM-PRT has a built-in navigation planning function that enables autonomous navigation and adds a variety of sensor simulations (RGB-D camera, segmentation camera, LIDAR, IMU, odometer) to acquire visual images for the multimodal model.

In general, this paper first builds a realistic robot manipulation simulator based on UE5, and on this basis, focuses on the complexity of natural language instructions, and proposes a general robot manipulation benchmark with progressive reasoning task design.

To sum up, our contributions to this work include the following:

- We built a realistic robot manipulation digital twin simulator based on UE5, which contains about 2023 different objects, which can fully meet the various needs of robot manipulation research in different application scenarios.

Table 1: Comparison with various robotic manipulation benchmarks. "-" indicates that the original paper does not provide the specified total number of objects (including non-grabbable objects), object categories, or language instructions.

Benchmark	Source	#Object (#Category)	#Language Instruction	Physics Engine	High-fidelity Scene	LLM Integration	Progressive Reasoning
iGibson 1.0 [12]	IROS'21	570 (-)	0	Pybullet	✓	✗	✗
iGibson 2.0 [13]	PMLR'22	1217 (-)	0	Pybullet	✓	✗	✗
BEHAVIOR [14]	PMLR'22	1217 (391)	0	Pybullet	✓	✗	✗
HAB[15]	NIPS'21	32 (2)	0	Bullet	✓	✗	✗
Ravens [16]	CoRL'20	- (-)	0	PyBullet	✗	✗	✗
Robosuite [17]	arXiv'20	- (-)	0	MuJoCo	✗	✗	✗
HandoverSim [18]	ICRA'22	20 (-)	0	PyBullet	✗	✗	✗
ManiSkill [19]	NIPS'21	162 (3)	0	PhysX	✗	✗	✗
ManiSkill2 [20]	ICLR'23	>2144 (-)	0	PhysX	✗	✗	✗
RLBench [21]	RAL'20	- (-)	-	Bullet/ODE	✗	✗	✗
ALFRED [22]	CVPR'20	- (84)	25K	Unity	✓	✗	✗
VIMA-BENCH [23]	ICML'23	29 (-)	-	PyBullet	✗	✗	✗
VLMBench [7]	NIPS'22	- (-)	-	Bullet/ODE	✗	✗	✗
HandMeThat [24]	NIPS'22	200 (-)	-	Unity	✓	✗	✓
RM-PRT (Ours)		2023 (782)	15K	UE5	✓	✓	✓

- We proposed a general robotic manipulation benchmark that can easily embed different grasping models for a comprehensive and fair comparison between them, facilitating the growth of the robotic manipulation community.
- We presented the first systematic and comprehensive analysis and comparison of complex linguistic instruction parsing for LLMs in robot manipulation, which helps to explore the development potential of LLMs in embodied AI.

2 Related Work

Robotic Manipulation Benchmarks Robotic manipulation is an area of great research and application, and many previous studies have proposed corresponding benchmarks. These benchmarks address various aspects of manipulation, particularly in everyday household activities that require extensive manipulation skills [15, 12–14]. The iGibson benchmark family, including iGibson 1.0 [12], iGibson 2.0 [13] and BEHAVIOR [14], are a cohort of simulation environments dedicated to household chores. In addition, other benchmarks have been proposed to help robots develop mastery in various manipulation skills [16–20]. For example, ManiSkill2 [20], derived from ManiSkill [19], offers 20 task families with over 4 million demonstration frames. Furthermore, cross-modal robotics benchmarks have been developed, incorporating goal descriptions or human instructions for robots [21, 22, 25, 23, 24, 7]. In particular, VLMBench [7] presents a simulator benchmark for object manipulation guided by human language, while HandMeThat [24] further challenges the agents in understanding instructions by introducing ambiguous utterances instead of clear commands. As summarized in Table 1, compared with the related robotic manipulation benchmarks, our proposed RM-PRT benchmark features high-fidelity digital twin scenes empowered by UE5 and integrates the natural language instruction parsing capabilities of LLMs. In addition, we designed four progressive reasoning tasks to conduct a comprehensive analysis of robot manipulation guided by complex natural language instructions.

Large Language Models Recently, artificial general intelligence (AGI) has made remarkable progress, primarily driven by the emergence of LLMs [26, 4, 27–32]. Currently, LLMs have demonstrated language processing capabilities that are comparable to or even exceed the average human ability in many fields. The success of LLMs across a broad range of language tasks is largely attributable to rapid advances in architecture design and training methods [27]. In addition, researchers have also put considerable effort into the design of LLM’s hierarchical prompting system, aimed at eliciting coherent and logical responses [33–35]. With the rapid iteration of LLMs research, recent studies have explored the potential of harnessing LLMs as plug-ins or knowledge bases to adapt to diverse tasks [36, 37]. This encourages us to build a general environment for embodied AI agents, and introduce LLMs into robot manipulation to improve the ability of intelligent agents

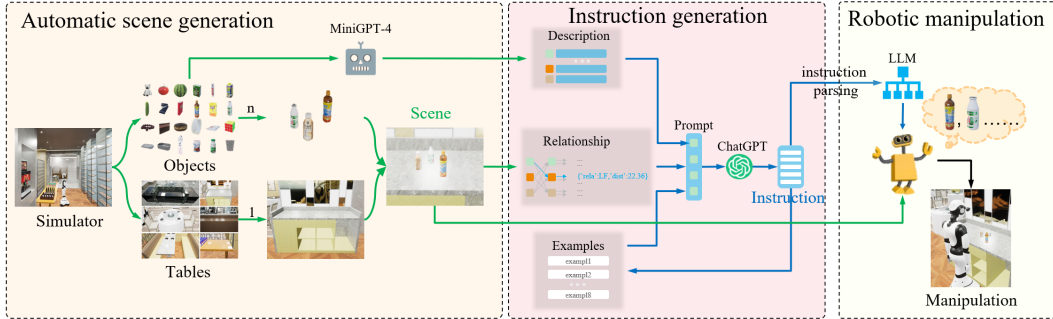


Figure 2: In RM-PRT benchmark, the proposed general pipeline mainly consists of three parts: automatic scene generation, instruction generation, and robotic manipulation.

Table 2: Setting of progressive reasoning tasks.

Level	Instruction	Single/Multiple Objects	#Language Instruction	Manipulation Difficulty
1	Explicit	Single	-	★
2	Explicit	Multiple	-	★★
3	Natural language	Multiple	10K	★★★★
4	Intention-oriented	Multiple	5K	★★★★★

to understand complex natural language instructions, thereby promoting the development of the embodied AI research community in the direction of natural language understanding.

Instruction Parsing in Robotic In the field of embodied AI, natural language is one of the most common multimodal information instructions received by intelligent agents [38–43]. By integrating LLMs in embodied AI, intelligent agents can easily acquire a large amount of common sense knowledge and reasoning ability. For example, many studies have employed LLMs to identify subgoals [44], reasons about inter-target relationships [45], and make decisions [46]. Empowered by PaLM [26], PaLM-E [9] and SayCan [8] leverage the abundant semantic knowledge within LLMs to achieve more sophisticated top-level task planning. In addition, proposed as a general-purpose agent, Gato [42] is trained on numerous real-world tasks related to text, vision, and robotics, which enhances intrinsic natural language understanding through large-scale multi-task pretraining. Furthermore, NavGPT [47] proposes the conversion of observation semantics into input prompts for LLMs as an effective strategy. The above methods do not explore how to leverage LLMs to simplify and parse the given instructions and enhance reliability and comprehensibility. To this end, this paper proposes a general and simple robot manipulation pipeline, which parses intention-oriented natural language instructions by simply embedding LLMs and systematically and comprehensively analyzes and evaluates language instructions at different difficulty levels.

3 RM-RPT Benchmark

In this section, we described in detail the basic components of the simulator in the RM-PRT benchmark and formalize our environment and tasks using notations and concepts. Finally, we proposed a progressive reasoning task with natural language instructions for robotic manipulation.

3.1 Simulator

In order to conveniently and fairly compare the success rate of robots understanding and executing human natural language instructions under different baseline models, we built a highly realistic restaurant scene simulator based on UE5 for the study of robot manipulation. Figure 1 (a) shows the overall scene graph of this restaurant simulator. It contains a total of 2023 objects, Figure 1 (b) shows a subset of our simulator object library, which contains common objects of various shapes and purposes. This provides a guarantee for the construction of a generic robot manipulation environment and the design of complex and diverse human natural language instructions.

3.2 RM-PRT Pipeline

In general, we also designed a general pipeline for the RM-PRT benchmark, as shown in Figure 2, which mainly consists of three parts: automatic scene generation, instruction generation, and robotic manipulation. (i) Automated scene generation is responsible for generating abundant and diverse scenes for agents to train and test. (ii) Furthermore, the acquisition of large-scale complex and high-quality human natural language instructions is costly and difficult. To this end, we also designed a module that mimics human natural language instruction generation using LLMs (e.g., ChatGPT) to provide sufficient and high-quality natural language instructions for robot manipulation. (iii) Finally, the robot is controlled to perform corresponding manipulations by inputting the generated visual scene and natural language instructions to the robot. Next, we introduce these three components in detail.

Automated Scene Generation As shown in Figure 2 (left), randomly select a table $T_i \in T = \{T_i\}_i^M$, and randomly select n objects $\{obj_i(name_i, x_i, y_i, h_i)\}_i^n$ from objects library $O = \{obj_i\}_i^N$, and then randomly put these objects on the table. The scene can be represented as $S = \{\{obj_i(name_i, x_i, y_i, h_i)\}_i^n, T_i\}$, where x and y are the coordinates of the object with respect to the robot (x_0, y_0) , that is, the actual coordinates of the object obj_i are $(x_0 + x_i, y_0 + y_i, h_i)$.

Instruction Generation In order to collect sufficient high-quality complex multi-level human-like natural language instructions, we use ChatGPT as the instruction generation model. Specifically, as shown in Figure 2 (middle), we automatically generated human-like natural language instructions that meet the requirements through the following four steps:

Step 1: Use MiniGPT-4 [48] to generate appearance and function descriptions for each object in the object library.

Step 2: According to the coordinates of each two objects in the scene, calculate the positional relationship between them, e.g., “ADMilk” \rightarrow “IceTea”: $\{rela : LF, dist : 22.36\}$, where LF means LeftFront. Similarly, LB, RF, and RB represent LeftBack, RightFront, and RightBack respectively.

Step 3: Manually initialize eight instruction examples, and then the instruction examples, object descriptions, and the positional relationship of the scene are used as input, and ChatGPT is required to generate corresponding instructions based on the prompt to imitate the examples.

Step 4: Following [49–53], the instruction example library was updated and supplemented with the instructions generated above, and then eight instructions were randomly selected from the instruction example library, including two manually generated instructions and six instructions generated by ChatGPT.

Robotic Manipulation As shown in Figure 2 (right), The robot accepts visual scenes and natural language instructions and follows the instructions to perform corresponding manipulations. In particular, for visual scenes, we adopt RGB-D observation mode, which contains not only RGB images but also contains depth information. This helps the model get more realistic location information.

3.3 Progressive Reasoning Tasks

Natural language is one of the most direct and effective ways of human-computer interaction. However, since human natural language instructions often have complex, ambiguous, arbitrary, and diverse attributes, understanding these instructions has become one of the key challenges in embodied AI research. As shown in Table 2, in order to systematically analyze and study these challenges, we classified tasks into four levels according to the complexity of instructions and the ease of operation. The specific content is as follows:

Level 1: The scene contains only one object, and the robot receives explicit machine language commands consisting of a *verbs + nouns*, e.g., to grasp the glass.

Level 2: Compared with Level 1, the scene contains multiple objects at this time, and the robot needs to grasp the target object from multiple objects according to the instructions.

Level 3: On the basis of Level 2, the robot receives concise human natural language, and the instruction contains the target object that needs to be grasped.

Level 4: Compared with Level 3, Level 4’s natural language instructions are more ambiguous. It does not clearly point out the target object to be grasped but requires the robot to fully understand human intentions and grasp the corresponding target object according to the scene and instructions.

The Level 1 task is used to evaluate the grasping ability of the robot base. The Level 2 task is used to evaluate the recognition and grasping ability of the robot in a multi-object environment. The Level 3

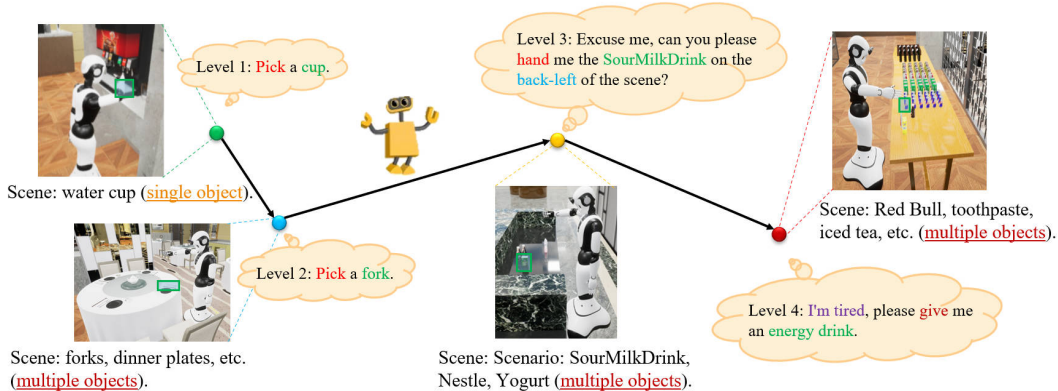


Figure 3: Examples of four progressive inference tasks. The green box indicates the target object that the current instruction requires the robot to grasp. There is only a single object in the Level 1 scene, and multiple objects in the Level 2, 3, and 4 scenes.

Table 3: Performance comparison of different baseline models in adsorption mode (%). "-" indicates that it is not applicable.

Model	Level 1		Level 2		Level 3		Level 4	
	Training	Test	Training	Test	Training	Test	Training	Test
BC-Z [41]	21.00 ± 2.53	-	18.20 ± 1.72	-	12.20 ± 0.98	12.00 ± 3.69	14.40 ± 1.02	12.40 ± 1.02
Gato [42]	24.40 ± 1.62	-	14.60 ± 1.02	-	13.00 ± 2.28	9.80 ± 0.40	11.60 ± 2.42	8.80 ± 0.75
RT-1 [43]	45.20 ± 4.20	-	39.00 ± 2.45	-	28.20 ± 3.92	26.40 ± 2.73	23.40 ± 4.88	22.20 ± 3.25
RT-LP	44.60 ± 2.58	-	40.20 ± 3.06	-	30.80 ± 4.12	27.20 ± 4.45	27.60 ± 2.58	23.00 ± 2.83

task focuses on evaluating the robot’s ability to understand simple human natural language. The Level 4 task is mainly used to evaluate the robot’s ability to understand complex and ambiguous human natural language instructions and human intention reasoning. In particular, as shown in the Instruction Generation in Section 3.2, we used ChatGPT to generate 10K and 5K human-like natural language instructions for Level 3 and Level 4 tasks, respectively. Level 1 and Level 2 tasks automatically generate instructions according to the scene. Figure 3 shows examples of these four progressive reasoning tasks.

4 Experiments

4.1 Experimental Setup

In order to fully evaluate the performance of different baseline models, we set up two robotic manipulation modes: adsorption and grasping. The former has a more relaxed grasping condition, as long as the robot approaches the target object within a certain distance according to a certain posture, the grasping is considered successful. This allows us to test the performance and generalization ability of the baseline models on a wider variety of objects. For the latter, the robot is considered successful only when it successfully grasps the target object.

Experiment settings. We adopt Proximal Policy Optimization (PPO) [54] as our RL baseline. For each task, we randomly select one of the four tables in the scene (*e.g.*, $M = 4$), generate $1 \sim 4$ objects (*e.g.*, $1 \leq n \leq 4$) on the table, and select one as the target object. For each scene and target object, we use ChatGPT to generate an instruction for it, which describes one or more pieces of information such as the name, appearance, position, and function of the target object. At the same time, it is required that the instructions generated by ChatGPT can uniquely correspond to the target object, and the target object is used as the grounding touch of the instruction.

4.2 Baselines

In our experiments, we evaluated state-of-the-art architectures BC-Z [41], Gato [42], and RT-1 [43] as baselines. Moreover, leveraging the powerful language understanding capability of RT-1, we proposed an additional baseline namely RT-LP. Our implementation details are illustrated as follows:

Table 4: Performance comparison of different baseline models in grasping mode (%). "-" indicates that it is not applicable.

Model	Level 1		Level 2		Level 3		Level 4	
	Training	Test	Training	Test	Training	Test	Training	Test
BC-Z [41]	10.40 ± 1.36	-	5.60 ± 0.80	-	4.00 ± 0.89	3.40 ± 1.02	2.60 ± 1.62	1.20 ± 1.17
Gato [42]	3.60 ± 1.02	-	2.20 ± 2.14	-	2.00 ± 1.67	1.40 ± 1.02	1.60 ± 1.02	0.60 ± 0.49
RT-1 [43]	6.40 ± 1.02	-	2.80 ± 1.17	-	3.80 ± 1.47	2.60 ± 0.49	2.80 ± 1.32	1.20 ± 1.16
RT-LP	6.80 ± 1.33	-	4.00 ± 1.26	-	5.40 ± 2.24	3.00 ± 1.26	3.20 ± 1.72	2.20 ± 0.75

Table 5: Comparison of generalization capabilities of different baseline models in adsorption mode (%).

Model	Seen	Unseen Instructions	Unseen Objects	Unseen Category
BC-Z [41]	15.00 ± 3.46	9.40 ± 1.85	8.20 ± 3.06	9.20 ± 3.19
Gato [42]	10.80 ± 2.23	6.60 ± 1.36	4.00 ± 0.63	8.60 ± 0.49
RT-1 [43]	26.80 ± 1.72	23.80 ± 2.61	21.40 ± 2.42	19.80 ± 3.66
RT-LP	29.60 ± 2.58	24.60 ± 3.61	23.00 ± 4.05	20.40 ± 4.59

BC-Z [41] includes a pre-trained multilingual sentence encoder, a FiLM encoder, and a two-layer MLP to decode robot actions. In experiments, the text encoder is implemented using T5Adapter.

Gato [42] defines three distinct approaches to embed images, continuous value sequences, as well as discrete value sequences. In our experiment, images are divided into patches in raster order as Gato does. Later, the patches are embedded using a residual encoder with the predefined patch positional information. No continuous value is provided. Additionally, instructions are given as discrete value sequences, but for fair comparison, T5Adapter is directly adopted to obtain language embeddings, instead of SentencePiece encoding. A decoder-only Transformer serves as the backbone. But in our experiments, as RT-1 [43] suggests, the model size is limited to be of similar size to BC-Z and RT-1, which means a tiny version of Gato would be used in comparisons.

RT-1 [43] consists of a Universal Sentence Encoder for instruction embedding, a language-conditioned FiLM to encode images, a TokenLearner to reduce token numbers, and a decoder-only Transformer to output tokenized robot actions. For a fair comparison, we use the same text encoder adopted in the above baselines.

RT-LP is proposed based on RT-1 model. We introduce an LLM that receives the raw instructions and then outputs the parsed instructions while preserving cues (*e.g.*, appearance, location, etc.) about the target objects. We call it Robotics Transformer with Language Parsing (RT-LP). The simplified instructions are fed into the model through the text encoder, thereby reducing the language complexity and improving the language understanding ability of the overall model. In experiments, the LLM is implemented using Vicuna by default.

4.3 Results on Robotic Manipulation

In order to evaluate the baseline model’s ability to understand language instructions of different difficulty levels, we divided the instructions of Level 3 and Level 4 into training sets and test sets. Instructions in the test set will not appear in the model training phase. Because Level 1 and Level 2 are in the form of “*verbs + nouns*”, they are not divided.

Adsorption. In the adsorption mode, we selected 71 common objects from the object library for training and testing of robot manipulation. The objects were categorized into seven different categories: textiles, kitchen utensils, daily necessities, food, vegetables and fruits, school supplies, and beverages. We selected 47 objects from the first six categories for training, the remaining 13 objects from these categories and 11 objects from the seventh category are used to evaluate the generalization ability of the baselines. We used a total of 10K instructions and used 8k of them as a training set and 2k as a test set. Table 3 shows the performance of the different baseline models in the adsorption mode. As shown in Table 3, all baseline methods show good performance on both Level 1 and Level 2 tasks. This shows that all baseline methods have basic robot manipulation capabilities under simple “*verbs + nouns*” instructions. However, for both tasks Level 3 and Level 4, the performance of all baseline models shows a significant drop.

This shows that complex natural language instructions are a very critical challenge for the semantic understanding of the model, and it is necessary to focus on the language understanding ability of

Table 6: Comparison of the quality of instructions generated by different large language models. "-" indicates that the model cannot complete the task.

LLM	Scene Understanding	Instruction Generating	Instruction Parsing
Koala-13b [30]	6.05	6.95	7.30
Alpaca-13b [31]	6.70	7.35	7.25
ChatGLM-6b [32]	5.80	6.30	7.30
LLaMA-13b [28]	5.75	-	-
Bard [55]	6.50	7.65	7.95
Claude-v1	6.50	8.00	8.20
Vicuna-7b [29]	6.05	7.95	7.35
Vicuna-13b [29]	6.05	7.85	7.90
ChatGPT	6.90	7.95	8.80
GPT-4 [27]	7.75	8.10	8.65
Human	6.50	7.75	7.79

embodied AI. In addition, it is worth noting that compared with RT-1, with the help of LLM, RT-LP has improved by 4.2% and 0.8% on the training set and test set in the Level 4 task, respectively. This again demonstrates the necessity of LLM research on robotic manipulation.

Grasp. Further, in the grasping mode, we selected 11 objects suitable for grasping to evaluate the baseline models. We used a total of 5K instructions and used 4k of them as a training set and 1k as a test set. We show the grasping results on the training objects in Table 4. As shown in Table 4, all baseline models have low overall success rates on both training and test sets. The experimental results show that none of the current baseline models can achieve satisfactory performance when training physical manipulation skills. In particular, the highest success rate obtained by all baseline models on the test set was only 2.2% when using ambiguous instructions. This indicates that there is still a lot of research space to enable robots to achieve human-like grasping operations based on ambiguous natural language instructions.

4.4 Generalization Results

Furthermore, we conducted a detailed evaluation of the generalization of the baseline models from three aspects: unseen instructions, unseen objects (object categories encountered during training), and unseen object categories. We took objects and instructions used for training in adsorption mode as seen set. These settings have mentioned in Section 4.3. The corresponding results are shown in Table 5. RT-LP has made some progress, which shows that RT-LP understands instruction better than other models, and can use the information in the instruction to identify and grasp the target object. This also shows that the integration of language and vision prompts is conducive to promoting the cognitive level of robots, and more accurate understanding and execution of human instructions.

5 Evaluation of LLMs on RM

In this section, we designed three different tasks to evaluate the capabilities of LLM in scene understanding, instruction generation, and instruction parsing, respectively. The task examples are shown in Figure 4. We evaluated 10 popular LLMs, designed 20 examples for each task, and generated a total of 600 instructions. In addition, we also briefly tried to answer these 60 instructions manually, so as to provide a reference for the instruction generation and understanding capabilities of LLMs. Finally, we used GPT-4 to score these results, and the results are shown in Table 6. In the experimental results, we were surprised to find that the answers of human beings are not necessarily higher than the scores of LLMs. This indicates that LLMs already have the basic ability to generate and understand natural language instructions consistent with human cognition under the current scoring criteria. This provides a strong guarantee for instruction generation in the RM-PRT benchmark. In addition, it also has very good inspiration and references significant for the evaluation and application of LLMs in the future.

6 Conclusion

Overall, in this work, we built a realistic digital twin restaurant scene simulator based on UE5, which contains a rich set of objects (782 categories and 2023 objects in total). This provides a rich set of objects for the study of robotic manipulation. In addition, in order to fully evaluate the promoting effect of LLMs on RM, we systematically designed a complete set of progressive language reasoning tasks for RM for the first time, and conduct a detailed and comprehensive evaluation of popular

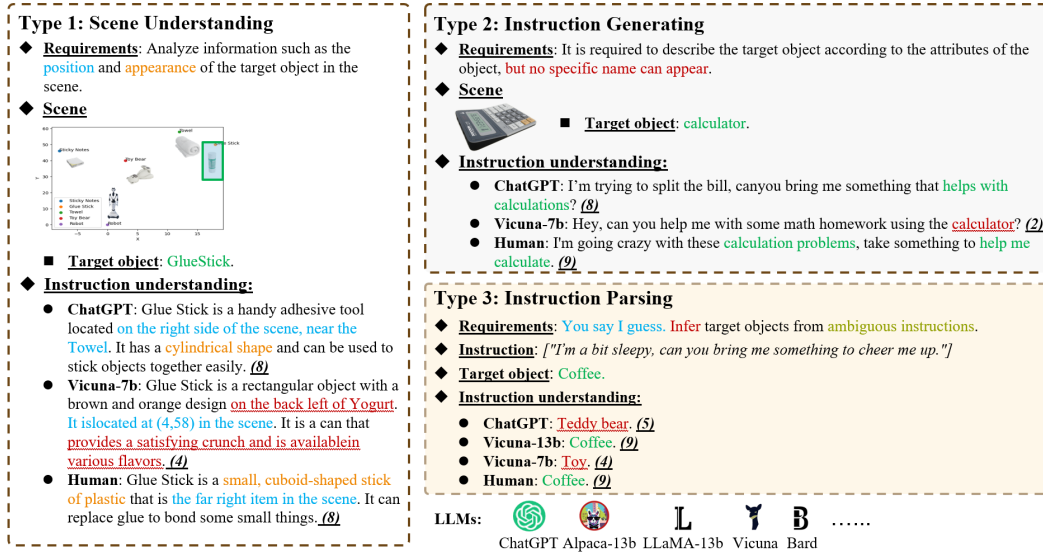


Figure 4: Evaluation examples of LLM in three tasks: scenario understanding, instruction generation, and instruction parsing. Text with a red underlined wavy line indicates a less than satisfactory answer. (0-10) indicates the scoring example of the corresponding instruction.

baseline models. In addition, we also used ChatGPT to generate 15K natural language instructions for robot manipulation to promote the research of human natural language instructions understanding in the embodied AI community. Based on the above, we construct a new RM-PRT benchmark and design a general RT-LP pipeline for robotic manipulation. We found that simply embedding LLMs to enhance the robot’s language understanding can significantly improve the performance of the RM baseline models. Although the success rate of the current RM baseline models in the actual grasping mode is still unsatisfactory, it is still a very promising improvement direction to improve the robot’s ability to understand human natural language.

References

- [1] Long Ouyang, Jeffrey Wu, Xu Jiang, Diogo Almeida, Carroll Wainwright, Pamela Mishkin, Chong Zhang, Sandhini Agarwal, Katarina Slama, Alex Ray, et al. Training language models to follow instructions with human feedback. *Advances in Neural Information Processing Systems*, 35:27730–27744, 2022.
- [2] Yuqing Du, Olivia Watkins, Zihan Wang, Cédric Colas, Trevor Darrell, Pieter Abbeel, Abhishek Gupta, and Jacob Andreas. Guiding pretraining in reinforcement learning with large language models. *arXiv preprint arXiv:2302.06692*, 2023.
- [3] Yingqiang Ge, Wenyue Hua, Jianchao Ji, Juntao Tan, Shuyuan Xu, and Yongfeng Zhang. Openagi: When llm meets domain experts. *arXiv preprint arXiv:2304.04370*, 2023.
- [4] Jean-Baptiste Alayrac, Jeff Donahue, Pauline Luc, Antoine Miech, Iain Barr, Yana Hasson, Karel Lenc, Arthur Mensch, Katherine Millican, Malcolm Reynolds, et al. Flamingo: a visual language model for few-shot learning. *Advances in Neural Information Processing Systems*, 35:23716–23736, 2022.
- [5] Luciano Floridi and Massimo Chiriatti. Gpt-3: Its nature, scope, limits, and consequences. *Minds and Machines*, 30:681–694, 2020.
- [6] Aditya Ramesh, Mikhail Pavlov, Gabriel Goh, Scott Gray, Chelsea Voss, Alec Radford, Mark Chen, and Ilya Sutskever. Zero-shot text-to-image generation. In *International Conference on Machine Learning*, pages 8821–8831. PMLR, 2021.
- [7] Kaizhi Zheng, Xiaotong Chen, Odest Chadwicke Jenkins, and Xin Wang. Vlmbench: A compositional benchmark for vision-and-language manipulation. *Advances in Neural Information Processing Systems*, 35:665–678, 2022.

- [8] Michael Ahn, Anthony Brohan, Noah Brown, Yevgen Chebotar, Omar Cortes, Byron David, Chelsea Finn, Keerthana Gopalakrishnan, Karol Hausman, Alex Herzog, et al. Do as i can, not as i say: Grounding language in robotic affordances. *arXiv preprint arXiv:2204.01691*, 2022.
- [9] Danny Driess, Fei Xia, Mehdi SM Sajjadi, Corey Lynch, Aakanksha Chowdhery, Brian Ichter, Ayzaan Wahid, Jonathan Tompson, Quan Vuong, Tianhe Yu, et al. Palm-e: An embodied multimodal language model. *arXiv preprint arXiv:2303.03378*, 2023.
- [10] Dmitry Kalashnikov, Alex Irpan, Peter Pastor, Julian Ibarz, Alexander Herzog, Eric Jang, Deirdre Quillen, Ethan Holly, Mrinal Kalakrishnan, Vincent Vanhoucke, et al. Scalable deep reinforcement learning for vision-based robotic manipulation. In *Conference on Robot Learning*, pages 651–673. PMLR, 2018.
- [11] Tianhao Zhang, Zoe McCarthy, Owen Jow, Dennis Lee, Xi Chen, Ken Goldberg, and Pieter Abbeel. Deep imitation learning for complex manipulation tasks from virtual reality teleoperation. In *2018 IEEE International Conference on Robotics and Automation (ICRA)*, pages 5628–5635. IEEE, 2018.
- [12] Bokui Shen, Fei Xia, Chengshu Li, Roberto Martín-Martín, Linxi Fan, Guanzhi Wang, Claudia Pérez-D’Arpino, et al. igibson 1.0: A simulation environment for interactive tasks in large realistic scenes. In *2021 IEEE/RSJ International Conference on Intelligent Robots and Systems (IROS)*, pages 7520–7527, 2021.
- [13] Chengshu Li, Fei Xia, Roberto Martín-Martín, Michael Lingelbach, Sanjana Srivastava, Bokui Shen, Kent Vainio, Cem Gokmen, Gokul Dharan, et al. igibson 2.0: Object-centric simulation for robot learning of everyday household tasks. *arXiv preprint arXiv:2108.03272*, 2021.
- [14] Sanjana Srivastava, Chengshu Li, Michael Lingelbach, Roberto Martín-Martín, Fei Xia, Kent Elliott Vainio, Zheng Lian, Cem Gokmen, Shyamal Buch, Karen Liu, et al. Behavior: Benchmark for everyday household activities in virtual, interactive, and ecological environments. In *Proceedings of the 5th Conference on Robot Learning*, volume 164 of *Proceedings of Machine Learning Research*, pages 477–490. PMLR, 08–11 Nov 2022.
- [15] Andrew Szot, Alexander Clegg, Eric Undersander, Erik Wijmans, Yili Zhao, John Turner, Noah Maestre, Mustafa Mukadam, Devendra Singh Chaplot, Oleksandr Maksymets, et al. Habitat 2.0: Training home assistants to rearrange their habitat. In *Advances in Neural Information Processing Systems*, volume 34, pages 251–266. Curran Associates, Inc., 2021.
- [16] Andy Zeng, Pete Florence, Jonathan Tompson, Stefan Welker, Jonathan Chien, Maria Attarian, Travis Armstrong, Ivan Krasin, Dan Duong, Vikas Sindhwani, and Johnny Lee. Transporter networks: Rearranging the visual world for robotic manipulation. *Conference on Robot Learning (CoRL)*, 2020.
- [17] Yuke Zhu, Josiah Wong, Ajay Mandlekar, Roberto Martín-Martín, Abhishek Joshi, Soroush Nasiriany, and Yifeng Zhu. robosuite: A modular simulation framework and benchmark for robot learning. In *arXiv preprint arXiv:2009.12293*, 2020.
- [18] Yu-Wei Chao, Chris Paxton, Yu Xiang, Wei Yang, Balakumar Sundaralingam, Tao Chen, Adithyavairavan Murali, Maya Cakmak, and Dieter Fox. Handoversim: A simulation framework and benchmark for human-to-robot object handovers. In *2022 International Conference on Robotics and Automation (ICRA)*, pages 6941–6947, 2022.
- [19] Tongzhou Mu, Zhan Ling, Fanbo Xiang, Derek Cathera Yang, Xuanlin Li, Stone Tao, Zhiao Huang, Zhiwei Jia, and Hao Su. Maniskill: Generalizable manipulation skill benchmark with large-scale demonstrations. In *Thirty-fifth Conference on Neural Information Processing Systems Datasets and Benchmarks Track (Round 2)*, 2021.
- [20] Jiayuan Gu, Fanbo Xiang, Xuanlin Li, Zhan Ling, Xiqiaing Liu, Tongzhou Mu, Yihe Tang, Stone Tao, Xinyue Wei, Yunchao Yao, Xiaodi Yuan, Pengwei Xie, Zhiao Huang, Rui Chen, and Hao Su. Maniskill2: A unified benchmark for generalizable manipulation skills. In *International Conference on Learning Representations*, 2023.

- [21] Stephen James, Zicong Ma, David Rovick Arrojo, and Andrew J. Davison. Rlbench: The robot learning benchmark & learning environment. *IEEE Robotics and Automation Letters*, 5(2):3019–3026, 2020.
- [22] Mohit Shridhar, Jesse Thomason, Daniel Gordon, Yonatan Bisk, Winson Han, Roozbeh Motlaghi, Luke Zettlemoyer, and Dieter Fox. ALFRED: A Benchmark for Interpreting Grounded Instructions for Everyday Tasks. In *The IEEE Conference on Computer Vision and Pattern Recognition (CVPR)*, 2020.
- [23] Yunfan Jiang, Agrim Gupta, Zichen Zhang, Guanzhi Wang, Yongqiang Dou, Yanjun Chen, Li Fei-Fei, Anima Anandkumar, Yuke Zhu, and Linxi Fan. Vima: General robot manipulation with multimodal prompts. In *Fortieth International Conference on Machine Learning*, 2023.
- [24] Yanming Wan, Jiayuan Mao, and Josh Tenenbaum. Handmethat: Human-robot communication in physical and social environments. In *Advances in Neural Information Processing Systems*, volume 35, pages 12014–12026. Curran Associates, Inc., 2022.
- [25] Mohit Shridhar, Xingdi Yuan, Marc-Alexandre Côté, Yonatan Bisk, Adam Trischler, and Matthew Hausknecht. ALFWorld: Aligning Text and Embodied Environments for Interactive Learning. In *Proceedings of the International Conference on Learning Representations (ICLR)*, 2021.
- [26] Aakanksha Chowdhery, Sharan Narang, Jacob Devlin, Maarten Bosma, Gaurav Mishra, Adam Roberts, Paul Barham, Hyung Won Chung, Charles Sutton, Sebastian Gehrmann, et al. Palm: Scaling language modeling with pathways. *arXiv preprint arXiv:2204.02311*, 2022.
- [27] OpenAI. Gpt-4 technical report, 2023.
- [28] Hugo Touvron, Thibaut Lavril, Gautier Izacard, Xavier Martinet, Marie-Anne Lachaux, Timothée Lacroix, Baptiste Rozière, Naman Goyal, Eric Hambro, Faisal Azhar, Aurelien Rodriguez, Armand Joulin, Edouard Grave, and Guillaume Lample. Llama: Open and efficient foundation language models, 2023.
- [29] Wei-Lin Chiang, Zhuohan Li, Zi Lin, Ying Sheng, Zhanghao Wu, Hao Zhang, Lianmin Zheng, Siyuan Zhuang, Yonghao Zhuang, Joseph E. Gonzalez, Ion Stoica, and Eric P. Xing. Vicuna: An open-source chatbot impressing gpt-4 with 90%* chatgpt quality, March 2023.
- [30] Xinyang Geng, Arnav Gudibande, Hao Liu, Eric Wallace, Pieter Abbeel, Sergey Levine, and Dawn Song. Koala: A dialogue model for academic research. Blog post, April 2023.
- [31] Rohan Taori, Ishaan Gulrajani, Tianyi Zhang, Yann Dubois, Xuechen Li, Carlos Guestrin, Percy Liang, and Tatsunori B. Hashimoto. Stanford alpaca: An instruction-following llama model. https://github.com/tatsu-lab/stanford_alpaca, 2023.
- [32] Zhengxiao Du, Yujie Qian, Xiao Liu, Ming Ding, Jiezhong Qiu, Zhilin Yang, and Jie Tang. Glm: General language model pretraining with autoregressive blank infilling. In *Proceedings of the 60th Annual Meeting of the Association for Computational Linguistics (Volume 1: Long Papers)*, pages 320–335, 2022.
- [33] Jason Wei, Xuezhi Wang, Dale Schuurmans, Maarten Bosma, Brian Ichter, Fei Xia, Ed Chi, Quoc Le, and Denny Zhou. Chain-of-thought prompting elicits reasoning in large language models, 2023.
- [34] Xuezhi Wang, Jason Wei, Dale Schuurmans, Quoc Le, Ed Chi, Sharan Narang, Aakanksha Chowdhery, and Denny Zhou. Self-consistency improves chain of thought reasoning in language models, 2023.
- [35] Shunyu Yao, Dian Yu, Jeffrey Zhao, Izhak Shafran, Thomas L. Griffiths, Yuan Cao, and Karthik Narasimhan. Tree of thoughts: Deliberate problem solving with large language models, 2023.
- [36] Chenfei Wu, Shengming Yin, Weizhen Qi, Xiaodong Wang, Zecheng Tang, and Nan Duan. Visual chatgpt: Talking, drawing and editing with visual foundation models, 2023.

- [37] Salman Khan Muhammad Maaz, Hanoona Rasheed and Fahad Khan. Video-chatgpt. <https://github.com/hanoonaR/Video-ChatGPT>, 2023.
- [38] Mohit Shridhar, Lucas Manuelli, and Dieter Fox. Cliport: What and where pathways for robotic manipulation. In *Proceedings of the 5th Conference on Robot Learning (CoRL)*, 2021.
- [39] Mohit Shridhar, Lucas Manuelli, and Dieter Fox. Perceiver-actor: A multi-task transformer for robotic manipulation. In *Proceedings of the 6th Conference on Robot Learning (CoRL)*, 2022.
- [40] Nur Muhammad Shafiullah, Zichen Cui, Ariuntuya (Arty) Altanzaya, and Lerrel Pinto. Behavior transformers: Cloning k modes with one stone. In *Advances in Neural Information Processing Systems*, volume 35, pages 22955–22968. Curran Associates, Inc., 2022.
- [41] Eric Jang, Alex Irpan, Mohi Khansari, Daniel Kappler, Frederik Ebert, Corey Lynch, Sergey Levine, and Chelsea Finn. Bc-z: Zero-shot task generalization with robotic imitation learning. In *Proceedings of the 5th Conference on Robot Learning*, volume 164 of *Proceedings of Machine Learning Research*, pages 991–1002. PMLR, 08–11 Nov 2022.
- [42] Scott Reed, Konrad Zolna, Emilio Parisotto, Sergio Gomez Colmenarejo, Alexander Novikov, Gabriel Barth-Maron, Mai Gimenez, Yury Sulsky, Jackie Kay, Jost Tobias Springenberg, et al. A generalist agent. *arXiv preprint arXiv:2205.06175*, 2022.
- [43] Anthony Brohan, Noah Brown, Justice Carbajal, Yevgen Chebotar, Joseph Dabis, Chelsea Finn, Keerthana Gopalakrishnan, Karol Hausman, Alex Herzog, Jasmine Hsu, et al. Rt-1: Robotics transformer for real-world control at scale. *arXiv preprint arXiv:2212.06817*, 2022.
- [44] Dhruv Shah, Blazej Osinski, Brian Ichter, and Sergey Levine. Lm-nav: Robotic navigation with large pre-trained models of language, vision, and action, 2022.
- [45] Kaiwen Zhou, Kaizhi Zheng, Connor Pryor, Yilin Shen, Hongxia Jin, Lise Getoor, and Xin Eric Wang. Esc: Exploration with soft commonsense constraints for zero-shot object navigation, 2023.
- [46] Vishnu Sashank Dorbala, James F. Mullen Jr. au2, and Dinesh Manocha. Can an embodied agent find your "cat-shaped mug"? llm-based zero-shot object navigation, 2023.
- [47] Gengze Zhou, Yicong Hong, and Qi Wu. Navgpt: Explicit reasoning in vision-and-language navigation with large language models, 2023.
- [48] Deyao Zhu, Jun Chen, Xiaoqian Shen, Xiang Li, and Mohamed Elhoseiny. Minigpt-4: Enhancing vision-language understanding with advanced large language models. *arXiv preprint arXiv:2304.10592*, 2023.
- [49] Yizhong Wang, Yeganeh Kordi, Swaroop Mishra, Alisa Liu, Noah A Smith, Daniel Khoshdel, and Hannaneh Hajishirzi. Self-instruct: Aligning language model with self generated instructions. *arXiv preprint arXiv:2212.10560*, 2022.
- [50] Or Honovich, Uri Shaham, Samuel R Bowman, and Omer Levy. Instruction induction: From few examples to natural language task descriptions. *arXiv preprint arXiv:2205.10782*, 2022.
- [51] Chandan Singh, John X Morris, Jyoti Aneja, Alexander M Rush, and Jianfeng Gao. Explaining patterns in data with language models via interpretable autoprompting. *arXiv preprint arXiv:2210.01848*, 2022.
- [52] Seonghyeon Ye, Doyoung Kim, Joel Jang, Joongbo Shin, and Minjoon Seo. Guess the instruction! flipped learning makes language models stronger zero-shot learners. In *The Eleventh International Conference on Learning Representations*, 2022.
- [53] Yongchao Zhou, Andrei Ioan Muresanu, Ziwen Han, Keiran Paster, Silviu Pitis, Harris Chan, and Jimmy Ba. Large language models are human-level prompt engineers. *arXiv preprint arXiv:2211.01910*, 2022.
- [54] John Schulman, Filip Wolski, Prafulla Dhariwal, Alec Radford, and Oleg Klimov. Proximal policy optimization algorithms. *arXiv preprint arXiv:1707.06347*, 2017.

- [55] Rohan Anil, Andrew M Dai, Orhan Firat, Melvin Johnson, Dmitry Lepikhin, Alexandre Passos, Siamak Shakeri, Emanuel Taropa, Paige Bailey, Zhifeng Chen, et al. Palm 2 technical report. *arXiv preprint arXiv:2305.10403*, 2023.

A Appendix

The simulator and code of this project can be obtained from our project website: <https://necolizer.github.io/RM-PRT/>. This supplementary material document is organized as the following. In Section B, we introduce the equipment used in the experiment and the prompt designed for natural language instruction generation. In Section C, we ablate the types of LLMs and vision sensors used in RT-LP. In Section D, we introduce some evaluation details of LLMs on robotic manipulation. In Section E, we list the types of objects used in the experiments in detail. Finally, in Section F, we discuss the possible limitations of the RM-PRT benchmark.

B Experimental Details

Resource consumption. In our experiments, we used 1 NVIDIA GeForce RTX 3090 GPU. And the simulator occupies approximately 2 to 3GB of GPU memory.

Prompt details. The details of the prompt settings for Level 3 and 4 tasks are shown in Figure 5. These prompts are fed to ChatGPT to generate human-like natural language instructions of different difficulty levels.

C Ablation Experiments

Ablation on LLMs. We first ablate the LLM in RT-LP. As shown in Table 7, we selected three popular open-source LLMs (*i.e.*, LLaMA, ChatGLM, and Vicuna) and introduced them into RT-LP respectively to evaluate the instruction parsing capabilities of different LLMs. Specifically, we provided input examples and prompts to LLM and specified the essential information we aimed to retain. Subsequently, we compared the LLM’s output with the original input instructions, ensuring that the simplification did not compromise the essential details. Repeat the above process and modify the input examples and prompts, once this criterion is satisfied, we integrate the LLM into the model and use it for instruction parsing. As shown in Table 7, RT-LP achieved significant improvements in Level 3 and 4 tasks by simply integrating LLM. This shows that the corresponding instruction parsing and simplification are very important for robot manipulation, which provides a clear direction for the improvement of embodied AI. In addition, Vicuna is used as the default instruction parsing tool for RT-LP, as it has the highest success rate.

Table 7: Comparison of instruction parsing capabilities of different LLMs in adsorption mode (%).

Models (LLM)	Level 3		Level 4	
	Training	Test	Training	Test
RT-1	28.20 ± 3.92	26.00 ± 3.29	23.40 ± 4.88	22.20 ± 3.25
RT-LP (LLaMA) [28]	29.20 ± 5.34	25.80 ± 3.37	25.60 ± 3.72	22.00 ± 2.10
RT-LP (ChatGLM) [32]	30.00 ± 4.60	26.80 ± 6.91	27.20 ± 4.87	22.60 ± 2.15
RT-LP (Vicuna-7b) [29]	30.80 ± 4.12	27.20 ± 4.45	27.60 ± 2.58	23.00 ± 2.83

Ablation on sensors. We also ablated the robot’s vision sensors. Specifically, we used RGB and RGB-D images as visual input to evaluate the performance change of the baseline models. As shown in Table 8, using RGB-D images as input can significantly improve the success rate of robot manipulation compared to RGB images. This is mainly due to the fact that the horizontal positions and heights of different objects are different in our simulator, so the depth information may play a crucial role in the success rate of robot manipulation. In addition, there are other sensors in our simulator, such as LIDAR and IMU, we look forward to these sensors being helpful for future work.

Table 8: Performance comparison of different visual inputs in adsorption mode (%). ‘-’ indicates that it is not applicable.

Level	Level 1		Level 2		Level 3		Level 4	
	Training	Test	Training	Test	Training	Test	Training	Test
RGB	19.20 ± 3.21	-	12.40 ± 2.24	-	10.40 ± 4.25	8.40 ± 1.45	8.80 ± 5.46	6.30 ± 1.90
RGB-D	44.60 ± 2.58	-	40.20 ± 3.06	-	30.80 ± 4.12	27.20 ± 4.45	27.60 ± 2.58	23.00 ± 2.83

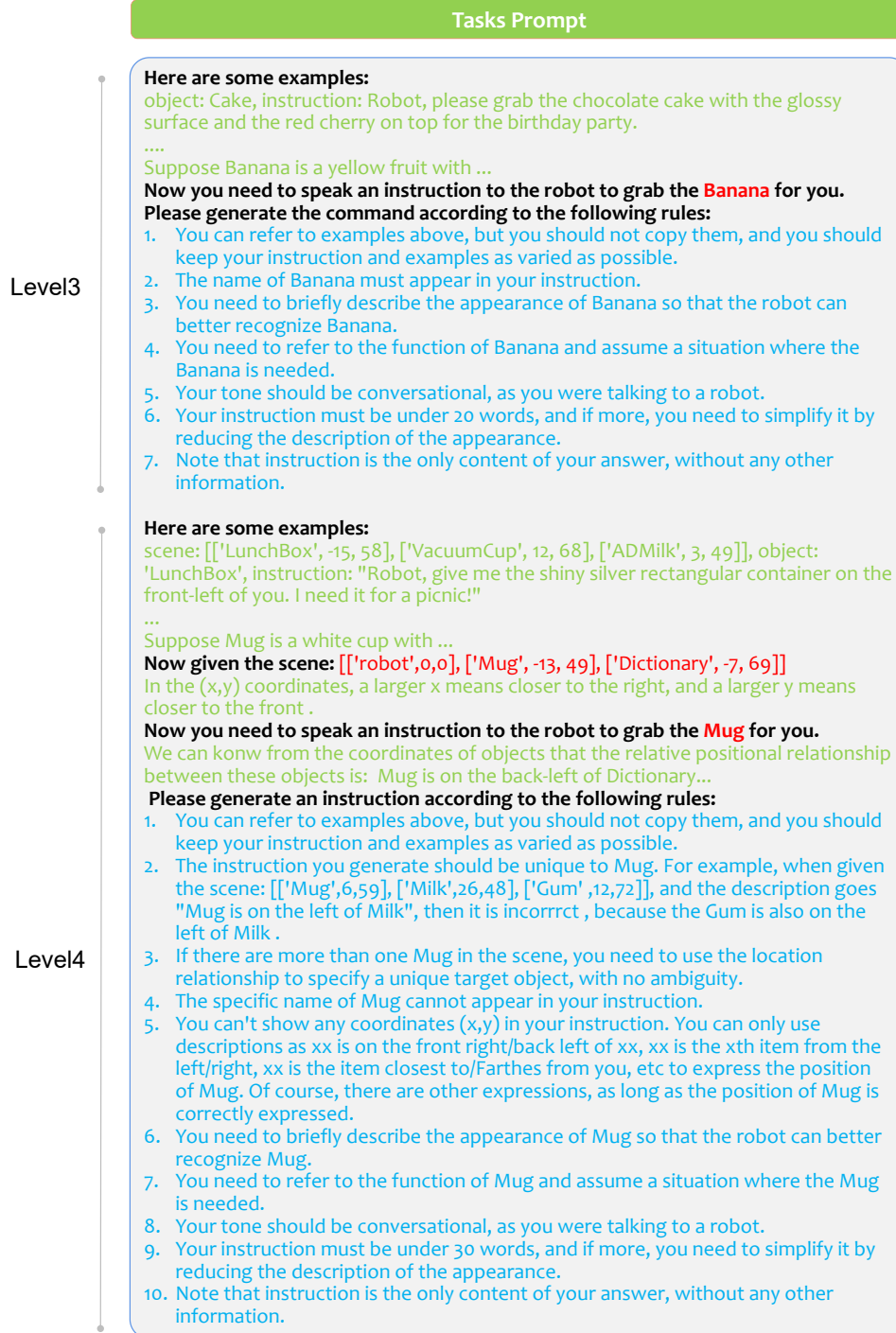


Figure 5: Details of the prompt setting for Level 3 and 4 tasks.

D Details of LLMs Evaluation

In this section, we design three different types of tasks to evaluate the capabilities of LLM on scene understanding, instruction generation, and ambiguous instruction parsing, respectively. Then we designed evaluation metrics for these three tasks and used GPT-4 to score the LLM-generated results.

D.1 Task

To evaluate LLMs, we design different prompts to guide LLMs to generate instructions that can evaluate the different abilities of LLMs. The definitions and requirements of the three tasks are as follows:

- **Scene understanding.** The prompt mainly contains the coordinate of each object in the scene, the target object to be described, and the requirements for generating the description. LLM needs to analyze the relative position relationship between objects based on the coordinates, obtain the appearance and function information of the target object according to the knowledge base, and finally generate the description of the target object according to the requirements.
- **Instruction generating.** The prompt mainly contains the name of the target object and the requirements for generating the instruction. LLM needs to reasonably assume a scene containing the target object and generate human-like natural language instructions without mentioning the name of the target object.
- **Instruction parsing.** The prompt mainly contains ambiguous human instructions and the requirements for parsing the instructions. LLM needs to understand the meaning of the instruction and reason the most reasonable object that can meet the needs of the instruction.

To give the LLMs a better understanding of the task requirements, we added three human examples to the prompt for each task for the LLMs to refer to. The task definition prompt setting details are shown in Figure 6.

D.2 Evaluation

To evaluate the quality of instructions generated by LLMs in different tasks, we design 20 examples for each task and use GPT-4 to score the answers generated by LLMs. Among them, the human score is the average score of five people. The set of evaluation prompts input to GPT-4 is shown in Figure 7.

E Object Library

Table 9 shows a list of objects specifically used for robot manipulation in our experiment. In addition, our simulator also includes a large number of other types of objects besides those suitable for grabbing operations, such as boxes, chairs, blenders, and other large objects or trolleys, doorknobs, and other objects requiring specific interaction. This provides support for the rich interaction methods of robots.

Table 9: A list of objects specifically used in the experiment. The first three rows of objects are used for grabbing mode (11 categories), and all objects are used for adsorption mode (71 categories).

71 objects				
Toothpaste	Softdrink	Yogurt	ADMilk	MilkDrink
GlueStick	Coffee	Atomize	CleansingFoam	SugarlessGum
SourMilkDrink				
Mug	Banana	Bread	VacuumCup	Bernachon
BottledDrink	PencilVase	Teacup	Caddy	Dictionary
Cake	Date	Stapler	LunchBox	CocountWater
Walnut	HamSausage	AdhesiveTape	Calculator	Chess
Orange	Glass	Washbowl	Durian	Gum
Towl	OrangeJuice	Cardcase	RubikCube	StickyNotes
NFCJuice	SpringWater	Apple	Gauze	Mangosteen
SesameSeedCake	Glove	Mouse	Kettle	Chips
SpongeGourd	Garlic	Potato	Tray	Hemomanometer
TennisBall	ToyDog	ToyBear	TeaTray	Sock
Scarf	ToiletPaper	Milk	Soap	Novel
Tomato	CocountMilk	MedicalAdhesiveTape	PaperCup	Tissue

F Discussion

F.1 Potential Negative Social Impact

Our method has no ethical risk on dataset usage and privacy violation.

F.2 Limitations

These are some possible limitations of this work: (1) Currently, in RM-LP, we mainly use LLM to simplify natural language instructions for simplicity. In the future, we can ask LLM to guess human intentions based on natural language instructions, combined with visual information to reason about target objects. (2) The natural language instructions we generate are mainly for the robot's grabbing operation. It may be necessary to regenerate appropriate natural language instructions if other interaction methods are required.

G License

The simulator is published under CC BY-NC-SA 4.0 license, which means everyone can use this dataset for non-commercial research purposes.

Task Prompt

● Scene understanding
Here are some examples:

- Scene: Glue Stick is at (4,58), Milk Drink is at (-6,59), 'Chips is at (0,49), Yogurt is at (6,63), object: 'Chips, description: "Chips is a can with a brown and orange design on the back left of Glue Stick. They provide a satisfying crunch and are available in various flavors."
- Scene: AD Milk is at (6,59), Soft drink is at (26,48), Gum is at (12,72), Sour Milk Drink is at (15,70), object: Gum, description: "Gum is a small and green bottle with a smooth surface, located on the front-left of Sour Milk Drink, which can freshen your breath and help you keep oral hygiene."
- Scene: AD Milk is at (-10,47), Toothpaste is at (-1,57), Sugarless Gum is at (18,46), object: AD Milk, description: ["AD Milk is a slender, white milk bottle with a green cap, the first item from left to right. It can be used as a beverage or as an ingredient in various recipes, such as smoothies and cakes"]

Let's say the robot is at (0,0), and the scene in front of the robot is:
StickyNotes is at (-8,46), GlueStick is at (18,50), Towl is at (12,58), ToyBear is at (3,40).

Please generate a description according to the following requirements:

Task1

1. You can refer to examples above, but you should not copy them, and you should keep your instruction and examples as varied as possible.
2. You should begin with "GlueStick is...".
3. You need to deduce the relative position of each item according to the coordinate information of the item, and describe the position information of GlueStick in the scene.
4. If there is more than one GlueStick in the scene, you can choose any one of them, but the location information can only correspond to one.
5. You can't show their coordinates in your description.
6. You need to briefly describe the appearance and function of GlueStick in your description.
7. Your instruction must be under 50 words, and if more, you need to simplify it by reducing the description of the appearance and function.
8. Note that instruction is the only content of your answer, without any other information.

● Instruction generating
Here are some examples:

- object: Glue Stick, instruction: ["I'm doing crafts, can you bring me some useful tools?"]
- object: Coffee, instruction: ["I'm a bit sleepy, can you bring me something to cheer me up?"]
- object: Towel, instruction: ["Oh! I don't believe I knocked over the water glass, so help me get something to wipe it."]

Now given the object: Calculator.

Please generate an instruction according to the following rules:

Task2

1. You need to refer to the example above generate an command to grab the Calculator. But you can't copy the examples exactly.
2. You cannot mention the name of Calculator.
3. You need to search some information about the function of Calculator and assume a situation where the Calculator is needed based on its function.
4. Your instruction should be conversational in tone, as if you are talking to a robot.
5. Your instruction needs to be concise, within 30 words.
6. Note that instruction is the only content of your answer, without any other information.

● Instruction parsing
Here are some examples:

- instruction: ["There's a cobweb in the corner of the room, could you bring me something to remove it?"] object: Feather duster.
- instruction: ["I need to hang this picture on the wall. Can you bring me something to drive in the nails?"] object: Hammer.
- instruction: ["I spilled coffee on my laptop. Can you bring me something to absorb the liquid?"] Object: Paper towel.

Now given a command :
["I'm doing crafts, can you bring me some useful tools?"]

Please give a object according to the following rules:

Task3

1. You need to deduce the meaning expressed by command and give a object that can meet the needs of command.
2. Your answer must be a specific object name, not a general object name, such as "fruit", "drink", etc.
3. Note that the name of object is the only content of your answer, without any other information.

Figure 6: The prompt setting for three tasks.

Evaluation Prompt

Task1

- **Scene understanding**
 Let's say the robot is at (0,0), and the scene in front of the robot is:
 StickyNotes is at (-8,46),GlueStick is at (18,50),Towl is at (12,58),ToyBear is at (3,40)
 Now give you 11 descriptions of GlueStick: ['Glue Stick is ...', ...]
 We can konw from the location that Glue Stick is on the front right of robot, Glue Stick is on the front right of StickyNotes, Glue Stick is on the back right of Towl, Glue Stick is on the front right of ToyBear....
 For each description, please refer to the following evaluation indicators to score the 11 descriptions.
 You need to score each indicator and add them as the total score. The higher the score, the higher the quality of the instruction.
 1. Check whether the location of GlueStick is correct. Note that coordinates are prohibited. (0-2 score)
 2. Check whether the given location information uniquely identifies GlueStick. (0-2 score)
 3. Check whether the appearance and function of GlueStick information is reasonable. (0-2 score)
 4. Check the fluency of the instruction. (0-2 score)
 5. Check Whether the logic of the instruction is reasonable. (0-2 score)
 For indicator 1 and indicator 2, for example, when given the scene: [Milk is at (6,59), Drink is at (26,48), Gum is at (12,72)], and the description of Milk goes "Milk is on your right", then indicator 1 should be given a score of 0, as the Milk is on the right of robot, of course indicator 2 should be given a score of 0 too. But if the description goes "Milk is on the left of Drink", then indicator 1 should be given a score of 3, but indicator 2 should be given a score of 0, because the Gum is also on the left of Drink.
 Please give a total score list like [0,1,2,3,4,5,6,7,8,9,10], and the score list is the only content of your answer.

Task2

- **Instruction generating**
 Given a target object: Calculator
 Now give you 11 instructions list: ['I have a math problem to solve, can you bring me something to help me with calculations?', ...]
 In the instructions list, each instruction assumes a situation where the Calculator is needed.
 For each instruction, please refer to the following evaluation indicators to score the 11 instructions.
 You need to score each indicator and add them as the total score. The higher the score, the higher the quality of the instruction.
 • The name of Calculator is prohibited in the instruction, check whether the name of the Calculator is mentioned in the instruction, and give 0 score if it is appear, else 3 score.
 • Check Whether the instruction is in need of Calculator, and give 0-2 score according to the degree of need.
 • Check whether the Calculator can solve the problem in instruction, and give 0-2 score according to the degree of solving the problem.
 • Check whether the hypothetical situation conforms to real life, and give 0-3 score according to the degree of conforming to real life.
 Please give a total score list like [0,1,2,3,4,5,6,7,8,9,10], and the score list is the only content of your answer.

Task3

- **Instruction parsing**
 Given a command: ["I'm doing crafts, can you bring me some useful tools?"]
 Now give you 11 objects list: ['Tape measure.', 'Hammer', 'Smart Plug', 'None', 'craft knife', 'Scissors', 'Scissors', 'utility knife', 'Glue gun', 'Crafting scissors', 'Scissors']
 Now you need Give each object in the objects list a score from 0 to 10.
 The higher the score, the better the object meets the requirements of command.
 • Please note that the object should be a specific object and 5 score should be deducted if the object given is a generic object like 'Fruit' or 'Drink', etc.
 Please give a total score list like [0,1,2,3,4,5,6,7,8,9,10], and the score list is the only content of your answer.

Figure 7: The prompts input into GPT-4 to evaluate the answers generated by LLMs and humans.