

# Transforming Graphs for Enhanced Attribute Clustering: An Innovative Graph Transformer-Based Method

Shuo Han\*  
Southwest University  
College of Computer and Information  
Science  
Chongqing, China  
shuohan@email.swu.edu.cn

Jiacheng Liu  
Southwest University  
College of Computer and Information  
Science  
Chongqing, China  
yc2020@email.swu.edu.cn

Jiayun Wu  
Southwest University  
College of Computer and Information  
Science  
Chongqing, China  
wujiayun@email.swu.edu.cn

Yinan Chen  
Southwest University  
College of Computer and Information  
Science  
Chongqing, China  
cyn54221467@email.swu.edu.cn

Li Tao\*  
Southwest University  
College of Computer and Information  
Science  
Chongqing, China  
tli@swu.edu.cn

## ABSTRACT

Graph Representation Learning (GRL) is an influential methodology, enabling a more profound understanding of graph-structured data and aiding graph clustering, a critical task across various domains. The recent incursion of attention mechanisms, originally an artifact of Natural Language Processing (NLP), into the realm of graph learning has spearheaded a notable shift in research trends. Consequently, Graph Attention Networks (GATs) and Graph Attention Auto-Encoders have emerged as preferred tools for graph clustering tasks. Yet, these methods primarily employ a local attention mechanism, thereby curbing their capacity to apprehend the intricate global dependencies between nodes within graphs. Addressing these impediments, this study introduces an innovative method known as the Graph Transformer Auto-Encoder for Graph Clustering (GTAGC). By melding the Graph Auto-Encoder with the Graph Transformer, GTAGC is adept at capturing global dependencies between nodes. This integration amplifies the graph representation and surmounts the constraints posed by the local attention mechanism. The architecture of GTAGC encompasses graph embedding, integration of the Graph Transformer within the autoencoder structure, and a clustering component. It strategically alternates between graph embedding and clustering, thereby tailoring the Graph Transformer for clustering tasks, whilst preserving the graph's global structural information. Through extensive experimentation on diverse benchmark datasets, GTAGC has exhibited superior performance against existing state-of-the-art graph clustering methodologies. This pioneering approach represents a novel

contribution to the field of graph clustering, paving the way for promising avenues in future research.

## CCS CONCEPTS

• **Information systems** → *Clustering and classification*; **Clustering**; **Network data models**; • **Mathematics of computing** → *Graph algorithms*; **Cluster analysis**; • **Computing methodologies** → *Cluster analysis*.

## KEYWORDS

Data mining, Graph clustering, Graph Transformer.

## ACM Reference Format:

Shuo Han, Jiacheng Liu, Jiayun Wu, Yinan Chen, and Li Tao. 2018. Transforming Graphs for Enhanced Attribute Clustering: An Innovative Graph Transformer-Based Method. In *Proceedings of Make sure to enter the correct conference title from your rights confirmation email (Conference acronym 'XX)*. ACM, New York, NY, USA, 10 pages. <https://doi.org/XXXXXXXX.XXXXXXX>

## 1 INTRODUCTION

Graph representation learning (GRL) is a powerful technique for effectively representing graph-structured data, enabling the extraction of information on graph structure and complex node relationships [34]. GRL has found extensive use in various downstream tasks, including node classification [2], link prediction [22], and graph clustering [13]. Graph clustering [35] is a current area of interest in machine learning, where data is first expressed as a graph and then transformed into a graph partitioning problem [33]. Compared to other clustering methods, graph clustering methods have demonstrated superior performance [41]. These methods can cluster arbitrarily shaped data, overcoming the limitations of traditional clustering methods, which are only effective for clustering convex-shaped data.

Graph clustering [37] is an essential task in graph analysis [10], aimed at uncovering the intrinsic structure and interaction patterns of graphs through the clustering analysis of nodes and edges. It has found widespread applications in various fields, such as sociology, biology, and computer engineering. As an unsupervised learning

\*Corresponding author.

Permission to make digital or hard copies of all or part of this work for personal or classroom use is granted without fee provided that copies are not made or distributed for profit or commercial advantage and that copies bear this notice and the full citation on the first page. Copyrights for components of this work owned by others than ACM must be honored. Abstracting with credit is permitted. To copy otherwise, or republish, to post on servers or to redistribute to lists, requires prior specific permission and/or a fee. Request permissions from [permissions@acm.org](mailto:permissions@acm.org).

Conference acronym 'XX, June 03–05, 2018, Woodstock, NY

© 2018 Association for Computing Machinery.  
ACM ISBN 978-1-4503-XXXX-X/18/06...\$15.00  
<https://doi.org/XXXXXXXX.XXXXXXX>

method, graph clustering algorithms typically rely on a similarity measure to compute the distance or similarity between data points and employ clustering algorithms to group them into distinct clusters. In summary, graph clustering is a crucial analytical technique that enables researchers to uncover meaningful patterns and structures in complex graph data. Its applications span a wide range of disciplines, highlighting its significance and potential impact in various fields.

In recent years, the use of the attention mechanism, originating from the field of natural language processing (NLP), has become an increasingly popular research trend in graph learning. This mechanism has been adapted into the development of Graph Attention Networks (GATs) and Graph Attention Auto-Encoders, providing distinctive solutions in the realm of graph machine learning, especially in graph clustering tasks.

The Graph Attention Network (GAT) [38] is an innovative neural network architecture designed to operate on graph-structured data. It utilizes masked self-attentional layers to overcome the limitations of prior methods that rely on graph convolutions or their approximations. This allows for implicit specification of varying weights to different nodes within a neighborhood. Chen et.al. [7] proposes a Graph Attention Network with Spatial-Temporal Clustering (GAT-STC) which incorporates recent-aware and periodic-aware features to enhance Graph Neural Network (GNN)-based traffic flow forecasting in Intelligent Transportation System (ITS). Hou et.al. [16] proposes a clustering algorithm that utilizes multi-layer features and graph attention networks to address the issue of deep ensemble clustering algorithms that usually neglect shallow and original features.

Graph Attention Auto-Encoders synergize the robust capabilities of attention mechanisms and the principles of unsupervised learning integral to auto-encoders. Their primary function involves distilling a significant representation or encoding from a comprehensive dataset. Uniquely tailored to manage graph-structured data, these auto-encoders extend the application scope of traditional auto-encoders to this specialized domain. Recently, research interest has surged in the area of graph clustering [39, 42], employing Graph Attention Auto-Encoders as a focal tool.

However, both GAT-based and Graph Attention Auto-Encoder-based approaches suffer from a limitation in that they utilize a local attention mechanism [46], which may not fully consider the influence of global information on graph clustering tasks. The notion of global information encompasses the comprehensive interconnections and interdependencies that exist among nodes within a graph [18]. Disregarding this crucial information may result in suboptimal clustering outcomes [26].

In recent years, the Graph Transformer architecture [45] has gained increasing attention in graph representation learning. It naturally overcomes several limitations of graph neural networks (GNNs) [31] by avoiding their strict structural induction bias and encoding the graph structure through positional encoding. As a generalization of Transformer Neural Network architectures for arbitrary graphs, Graph Transformer extends the key design principles of Transformers [11] from NLP to graphs in general. The Graph Transformer achieves global attention by employing Laplacian eigenvectors to encode node positions and integrating an attention mechanism that enables nodes to attend to every other node in

a given graph [29]. This powerful feature allows for comprehensive and accurate analysis of the graph structure, leading to superior performance in a variety of graph-based applications.

Similar to the Graph Attention Network (GAT), the Graph Transformer architecture is mainly applicable to graph classification and node-level classification tasks. Its attention mechanism is based on computing the similarity between node features and aggregating features from neighboring nodes to update node features [21]. However, this approach is not directly applicable to graph clustering because there is no explicit notion of node similarity or feature aggregation in clustering tasks.

To address these challenges in attributed graph clustering, we propose GTAGC (Graph Transformer Auto-Encoder for Graph Clustering), a novel method that incorporates the Graph Transformer within a graph autoencoder framework to capture the relationships and dependencies among nodes in the graph. GTAGC comprises several key components, including graph embedding, a graph autoencoder, the Graph Transformer architecture, and clustering. The graph embedding component transforms the high-dimensional input graph data into a lower-dimensional space, facilitating subsequent clustering. The Graph Transformer, integrated into the autoencoder's structure, captures the global influence of node relationships. The Graph Transformer autoencoder encodes and decodes the embedded graph representation while retaining the graph's structural information. Finally, clustering is performed based on the learned representations to assign nodes to appropriate clusters.

The proposed GTAGC model effectively combines graph embedding, graph autoencoder, and Graph Transformer architecture to capture both local and global information within a graph, resulting in enhanced clustering performance. The graph embedding component reduces the dimensionality of the input graph data, while the integration of the Graph Transformer into the autoencoder's structure allows for modeling long-range dependencies between nodes, capturing the global influence of node relationships. Furthermore, the graph autoencoder component preserves the graph's structural information in the learned embeddings, further improving clustering performance.

GTAGC's primary objective is to learn a new representation space for the original graph, preserving the structural similarities between nodes. This is achieved by minimizing the reconstruction error between the original and projected graphs. Additionally, GTAGC addresses the limitations of the original graph attention network (GAT) by considering the global influence of node relationships, thereby enhancing the accuracy of graph clustering. Our approach introduces a graph embedding task that learns the global structural similarity between nodes, which is subsequently utilized for graph clustering [6]. By alternating between graph embedding and clustering, GTAGC effectively applies the Graph Transformer to clustering tasks while retaining the graph's global structural information. The main contributions of this paper are listed as follows.

- We propose a novel Deep graph clustering method called Graph Transformer Auto-Encoder for Graph Clustering

(GTAGC), which is designed for goal-oriented graph clustering tasks. By ingeniously amalgamating the Graph Auto-Encoder with the Graph Transformer, the GTAGC successfully harnesses the capability to apprehend global dependencies between nodes. To the best of our knowledge, this is the first method to effectively utilize the Graph Transformer in graph clustering, providing a unique contribution to the field of graph clustering.

- Our proposed method combines the Graph Transformer and graph autoencoder techniques to overcome the Graph Transformer’s limitation of not being directly applicable to graph clustering. Specifically, we leverage the strengths of graph autoencoder to alternate between graph embedding and clustering, resulting in a more effective approach to graph clustering.
- Extensive experimental results on several benchmark datasets demonstrate the superiority of the proposed method against the existing state-of-the-art graph clustering methods.

## 2 RELATED WORK

In this section, we provide an overview of the related work in the field of graph clustering and attribute clustering, highlighting the key contributions and limitations of existing methods.

### 2.1 Graph Embedding

Graph embedding is a technical approach that abstracts real-world information into vectors or tensors that can be fed into algorithmic models [3]. This involves mapping high-dimensional sparse matrices into low-dimensional dense vectors, with the goal of finding a reasonable graph embedding method to represent complex high-dimensional data [9]. Graph embedding algorithms can be broadly classified into two categories: matrix decomposition-based graph embedding methods and deep learning-based graph embedding methods.

In matrix decomposition-based graph embedding methods, Cao et al. [4] proposed the GraRep model, which preserves the global structure information of the network by constructing the log-transfer probability matrix and using Singular Value Decomposition (SVD) to obtain the embedding information of the network nodes. Another method, HOPE, uses generalized SVD to preserve asymmetric transitivity in directed networks [27].

Deep learning-based graph embedding methods have gained popularity in recent years. SDNE is a representative method that considers first- and second-order similarities of the graph and optimizes an objective function to derive the final embedding result [40]. However, it is less efficient in processing networks with millions of nodes. DNGR is a method that combines random wandering and deep self-encoder, where the co-occurrence probability matrix is transformed into a positive point-by-point mutual information matrix and fed into a stacked noise-reducing self-encoder to generate node embeddings [5]. VGAE [17] combines a graph convolutional neural network and a variational self-encoder to learn the embedding features of interpretable undirected graphs while performing embedding representation of the network structure using the graph convolutional neural network. Li et al. [20] developed a robust semi-supervised clustering approach, termed SCDMLGE, which

leverages triple loss in deep metric learning and graph embedding to dynamically update unlabeled data.

### 2.2 Graph Clustering

Graph clustering is the task of grouping vertices of a graph into clusters while considering the edge structure of the graph such that there should be many edges within each cluster and relatively few between clusters.

Satu Elisa Schaeffer et al. [12] surveyed graph clustering and outlined the definition and methods of graph clustering, discussing the task of identifying clusters for specific seed vertices by local computation. Some ideas were given for the application area of graph clustering algorithms, addressing the problem of evaluating clusters and benchmark clustering algorithms. Zhou et al. [47] investigated graph clustering based on both structure and attribute similarity proposing a new graph clustering algorithm SA Cluster that divides a large graph related to attributes into  $k$  clusters such that each cluster contains a densely connected subgraph with isomorphic attribute values. Wang et al. [19] proposed a new deep attribute graph clustering network with multi-level subspace fusion modules in multi-level subspace fusion-based deep graph clustering, where one contribution is to insert multiple self-expression modules between the bottom and top levels to facilitate more favorable clustering features. Guo et al. [14] developed a new end-to-end graph clustering framework and a variational graph autoencoder algorithm with joint generative models and a self-training mechanism to improve the prediction of node classes in unsupervised clustering models.

In recent years, contrastive learning has emerged as a powerful unsupervised learning technique that has garnered significant attention in the field of graph clustering. Current methods in this area typically involve generating graph views using stochastic augmentations and training the network with a cross-view consistency principle [44]. The Simple Contrastive Graph Clustering (SCGC) proposed by Liu et al. [23] introduces a more efficient and scalable approach to contrastive learning for deep graph clustering, with novel contributions in network architecture, data augmentation, and objective function design. The Hard Sample Aware Network (HSAN) proposed by Liu et al [24] improves upon recent hard sample mining-based methods for contrastive deep graph clustering by introducing a comprehensive similarity measure criterion and a dynamic sample weighing a strategy that addresses the overlooked structural information for similarity calculation and the neglect of hard positive sample pairs.

## 3 PROPOSED METHOD

In this section, we provide a comprehensive description of our proposed method, GTAGC, which leverages Graph Transformer to enhance attribute graph clustering. We address the challenge of applying Graph Transformer directly to graph clustering by incorporating it with alternative graph embedding and clustering techniques. Specifically, our approach utilizes the power of a Graph Transformer to learn meaningful representations of graphs and their associated attributes, which are then fed into a graph clustering algorithm to generate clusters of densely connected subgraphs with similar attribute values.

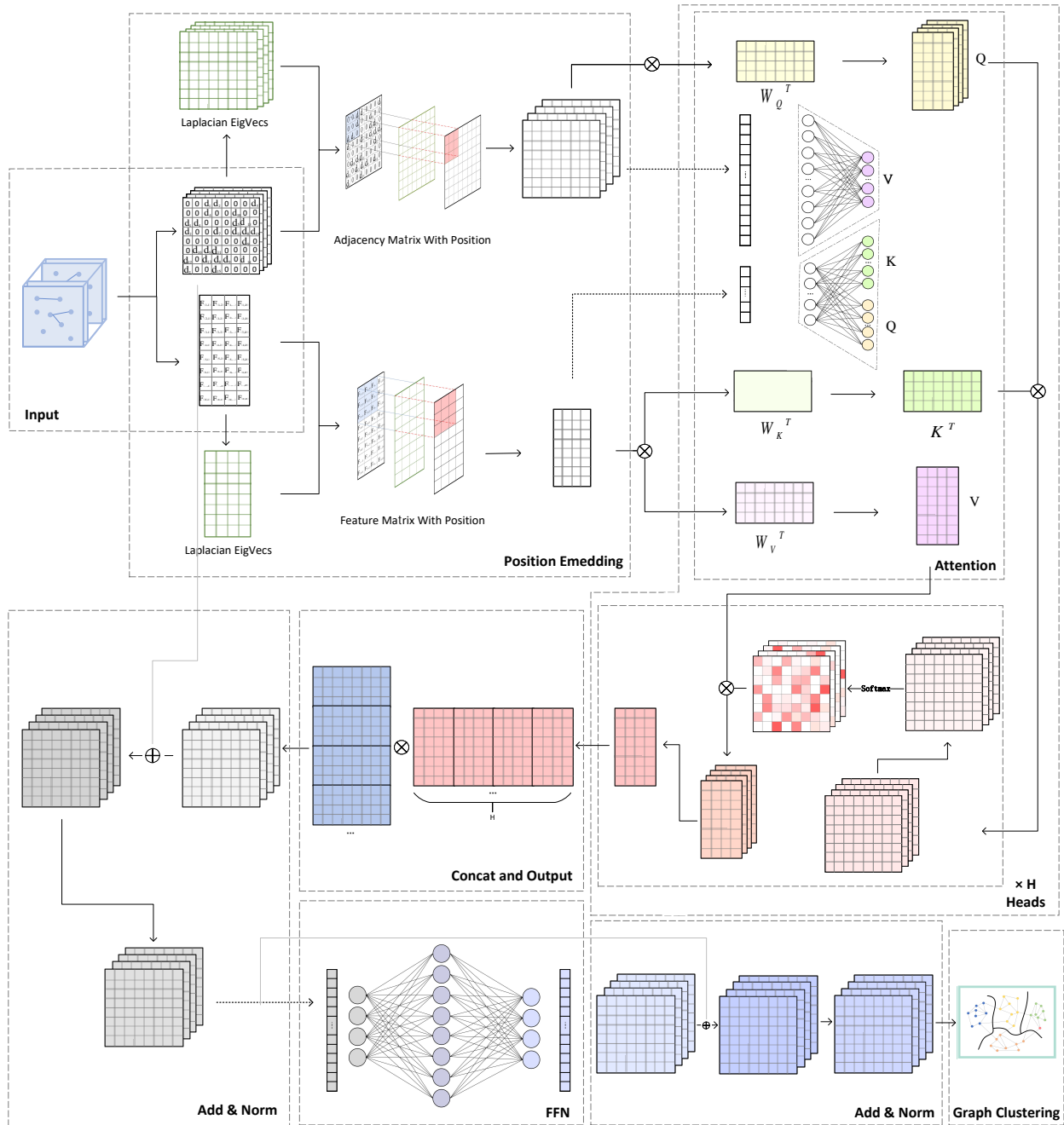


Figure 1: Illustration of the proposed GTAGC. Given a graph  $G = (V,E)$ , the Laplacian eigenvector matrix is computed based on the graph, which is then utilized for position embedding of the inputs, i.e., the adjacency matrix and the feature matrix. Subsequent to this process, the data is passed through the transformer’s H-head self-attention mechanism. The output is obtained by multiplying the result with the matrix O. After a residual connection and normalization, the output undergoes a Feed-Forward Network (FFN) layer, followed by another residual connection and normalization step. After passing through several identical network layers, the final clustering result is acquired.

**Table 1: Summary of Notations**

Notation	Description
<i>GTAGC</i>	Graph Transformer Auto-Encoder for Graph Clustering
$X$	Feature matrix of the graph
$Z$	Embedded node feature matrix
$L$	Number of Graph Transformer layers
$\tilde{X}$	Smoothed attribute matrix
$\tilde{L}$	Symmetric normalized graph Laplacian matrix
$t$	Layer number of the Laplacian filter
$A$	Adjacency matrix of the graph
$M$	Binary mask of the graph
$D$	Dimensionality of the input features
$F$	Number of output features
$W$	Weight matrix of the linear transformation
$H$	New feature matrix after linear transformation
$a_{global}, a_{neighs}$	Attention weight matrices
$D$	Dense attention matrix
$A'$	New adjacency matrix
$\alpha'_{self}$	Normalized attention vector
$Q, K, V$	Matrices of node feature vectors
$d_k$	Dimensions of the key vectors
$Y$	Output of the clustering layer
$\alpha$	Hyperparameter controlling the balance between losses

### 3.1 Main Idea

The proposed Graph Transformer Auto-Encoder for Graph Clustering (GTAGC) model is an advanced deep learning algorithm specifically developed for effective graph clustering.

The GTAGC model comprises two key components, namely the Graph Transformer encoder and the clustering module.

### 3.2 Graph Transformer Encoder Module

The Graph Transformer encoder is designed to take the graph as input and embeds each node into a low-dimensional space while preserving the graph structure. The clustering module then utilizes the embeddings to group the nodes into clusters.

Before encoding, the Laplacian filter [8] was employed to perform neighbor information aggregation in the following manner:

$$\tilde{X} = X(I - \tilde{L})^t \quad (1)$$

In this equation,  $\tilde{L}$  represents the symmetric normalized graph Laplacian matrix, while  $t$  refers to the layer number of the Laplacian filter. Furthermore,  $\tilde{X}$  represents the smoothed attribute matrix.

After that, the Graph Transformer encoder is composed of  $L$  Graph Transformer layers, where each layer takes node features  $X$  and the adjacency matrix  $A$  as input and outputs a new set of node features  $Z$ . Specifically, the output of the  $l$ th layer can be mathematically represented as:

$$Z^{(l)} = \text{GraphTransformerLayer}(\tilde{X}^{(l-1)}, A)^{(1)} \quad (2)$$

where the Graph Transformer layer function operates on the input node feature matrix of  $layer^{(l-1)}$ .

The Graph Transformer encoder consists of several Graph Transformer (GT) layers with a self-attention mechanism and positional encoding. Each GT layer takes as input a feature matrix  $\tilde{X} \in \mathbb{R}^{N \times D}$ , where  $N$  is the number of nodes in the graph and  $D$  is the dimensionality of the input features. The GT layer also takes in an adjacency matrix  $A \in \mathbb{R}^{N \times N}$ , which represents the connectivity of the graph, and a binary mask  $M \in \mathbb{R}^{N \times N}$ , which masks out the self-connections in the graph.

The GT layer first applies a linear transformation to the input features  $\tilde{X}$  using a weight matrix  $W \in \mathbb{R}^{D \times F}$ , where  $F$  is the number of output features. This results in a new feature matrix  $H \in \mathbb{R}^{N \times F}$ :

$$H = \tilde{X}W \quad (3)$$

The GT layer then computes a global self-attention mechanism on the transformed features  $H$ . To do this, it learns two attention weight matrices:  $a_{self} \in \mathbb{R}^{F \times 1}$  and  $a_{neighs} \in \mathbb{R}^{F \times 1}$ , which are used to compute the attention scores for the node itself and its neighboring nodes, respectively. The attention scores for each node are then combined and multiplied with the binary mask  $M$  to obtain a dense attention matrix  $D \in \mathbb{R}^{N \times N}$ :

$$D = \text{LeakyReLU}(\gamma H a_{neighs}^T + H a_{self}^T) \odot M \quad (4)$$

where  $\odot$  denotes element-wise multiplication and  $\text{LeakyReLU}$  is the LeakyReLU activation function. The coefficient  $\gamma$  determines the trade-off between the contribution from neighborhood attention and global attention mechanisms.

The GT layer then applies the attention matrix  $D$  to the adjacency matrix  $A$  by element-wise multiplication. This results in a new adjacency matrix  $A' \in \mathbb{R}^{N \times N}$ , where the non-zero entries correspond to the attention scores computed by the self-attention mechanism:

$$A'_{i,j} = \begin{cases} A_{i,j} D_{i,j} & \text{if } A_{i,j} > 0 \\ -9 \times 10^{15} & \text{otherwise} \end{cases} \quad (5)$$

The GT layer then applies the self-attention mechanism again, this time to the transformed features  $H$  to compute an attention vector  $\alpha'_{self} \in \mathbb{R}^{N \times 1}$  for each node. The attention scores are then normalized using the softmax function:

$$\alpha'_{self} = \text{Softmax}(H a_{self}^T) \quad (6)$$

Finally, the GT layer computes the final output features  $H' \in \mathbb{R}^{N \times F}$  by aggregating the transformed features  $H$  using the normalized attention matrix  $A'$  and the normalized attention vector  $\alpha'_{self}$ :

$$H' = (\omega_1 A' + \omega_2 I) \theta H \quad (7)$$

where  $I$  is the identity matrix and  $\theta$  is the learnable parameters of the GT layer. The output of the GT layer is then passed through a feedforward neural network (FFNN) with ReLU activation and batch normalization, which is defined as follows:

$$\text{FFNN}(x) = \text{ReLU}(\text{BN}(W_1 x + b_1)) \quad (8)$$

$$y = \text{BN}(W_2 \text{FFNN}(H') + b_2) \quad (9)$$

where  $W_1, W_2, b_1$ , and  $b_2$  are the weight matrices and bias vectors of the FFNN, respectively, and BN denotes batch normalization. The final output of the model is obtained by applying a softmax function to  $y$ :

$$\hat{y} = \text{Softmax}(y) \quad (10)$$

The hyperparameters of the model, including the number of GT layers, the size of the hidden state, the learning rate, and the dropout rate, are selected by grid search on a validation set.

where ReLU and ELU are the ReLU and ELU activation functions, respectively,  $\odot$  is the element-wise multiplication, and  $\alpha_1$  is a hyperparameter that controls the balance between the attention mechanism and self-attention mechanism.

The Graph Transformer layer consists of a self-attentive mechanism and a feedforward neural network. The self-attentive mechanism calculates the attention coefficient of each node based on the features of each node and the features of its neighbors. Then, the feedforward neural network performs a nonlinear transformation of the weighted sum of the neighbors' features to produce the features of the output nodes. The self-attention mechanism can be expressed as follows:

$$\text{Attention}(Q, K, V) = \text{Softmax}\left(\frac{QK^T}{\sqrt{d_k}}\right)V \quad (11)$$

where  $Q, K$  and  $V$  are matrices of node feature vectors and are the dimensions of the key vectors. After  $L$  Graph Transformer layers, the output node features  $Z^{(L)}$  are fed into the clustering module to produce the final clustering results. The Graph Transformer Encoder Module's detailed procedure is presented in Algorithm 1.

---

**Algorithm 1:** Graph Transformer Encoder Module

---

**Input:** Feature matrix  $X \in R^{N \times D}$ , Adjacency matrix  $A \in R^{N \times N}$ , Binary mask  $M \in R^{N \times N}$

**Output:** Transformed feature matrix  $X' \in R^{N \times D}$

```

1  $H_0 \leftarrow X$ ;
2 for  $i = 1$  to  $L$  do
3    $H_{i-1} \leftarrow \text{Layer Normalization}(H_{i-1})$ ;
4    $Q_i, K_i, V_i \leftarrow \text{Linear Transformation}(H_{i-1})$ ;
5    $S_i \leftarrow \text{Attention Mechanism}(Q_i, K_i, V_i, A, M)$ ;
6    $H_i \leftarrow \text{Residual Connection}(S_i, H_{i-1})$ ;
7    $H'_i \leftarrow \text{Feedforward Network}(H_i)$ ;
8    $X'_i \leftarrow H'_i + H_i$ ;
9 end
10 return  $X'_L$ ;
```

---

### 3.3 Clustering Module

Drawing inspiration from the module delineated in DAEGC [39], our clustering module functions within an unsupervised learning paradigm. It features a clustering layer that translates node features into a probability set, indicating the propensities of nodes to be assigned to different clusters. Given the unsupervised nature of the task, the clustering operation is independent of any ground truth labels for the nodes. Instead, a binary cross-entropy loss function

is implemented to curb misclassifications, hence enhancing the precision of node clustering.

The subsequent output of the clustering layer is formalized as:

$$Y = \text{ClusteringLayer}(Z^{(L)}) \quad (12)$$

where  $Y$  signifies the output resulting from the clustering layer function.

The defining equation for the clustering layer function is:

$$\text{ClusteringLayer}(Z) = \frac{\exp(ZW)}{\sum_{j=1}^k \exp(ZW_j)} \quad (13)$$

In this equation,  $Z$  constitutes a matrix brimming with embedded node features, while  $W$  denotes a matrix of weights. The output derived from the clustering layer yields a set of clustering probabilities for each node, indicating the potential for association with varying clusters.

The loss function within this clustering module is calculated as a weighted amalgamation of reconstruction loss and clustering loss. The former quantifies the divergence between the input map and its reconstructed counterpart, while the latter imposes penalties on discrepancies in the predicted clustering assignments. The cumulative loss, represented by  $L$ , is articulated as:

$$L = \text{ReconstructionLoss} + \alpha \cdot \text{ClusteringLoss} \quad (14)$$

In the above equation,  $\alpha$  signifies a non-negative hyperparameter that regulates the relative influence of the two losses. By strategically balancing these losses, the clustering module optimizes clustering performance throughout the duration of the training process.

## 4 EXPERIMENTS

In this section, we conducted a series of comprehensive experiments on three widely used datasets [32], namely Citeseer, Cora, and Pubmed, to evaluate the effectiveness of the proposed method.

### 4.1 Experimental Settings

The Graph Transformational Attentional Graph Clustering (GTAGC) model in our study was meticulously trained. This process was guided by a robust methodological framework, which drew inspiration from the strategies utilized in the Deep Attentional Embedded Graph Clustering (DAEGC) model [39].

For the implementation of our experiments, we used a NVIDIA 3090 GPU running the PyTorch platform. The model was trained from scratch in an end-to-end manner. The maximum number of training epochs was set at 200 to ensure a fair comparison with the DAEGC baseline model.

In our experiment, the input to our model is an adjacency matrix which describes the graph structure and feature matrix for the nodes. The adjacency matrix was normalized using the symmetric normalization technique. The feature matrix was standardized to have zero mean and unit variance.

We utilized Adam Optimizer with a learning rate of 0.001 for the training process. Early stopping was employed as a regularization method to prevent overfitting, with a patience of 80 epochs. If the validation loss did not improve over 80 consecutive epochs, the

**Algorithm 2:** Graph Transformer Auto-Encoder for Graph Clustering (GTAGC)

---

**Input:** Feature matrix  $X \in \mathbb{R}^{N \times D}$ , Adjacency matrix  $A \in \mathbb{R}^{N \times N}$ , Binary mask  $M \in \mathbb{R}^{N \times N}$ ,  $\alpha$

**Output:** Transformed feature matrix  $Z^{(L)}$ , Clustering probabilities  $\hat{y}$

- 1 Apply Laplacian filter:  $\tilde{X} = X(I - \tilde{L})^t$
- 2 **for**  $l = 1$  **to**  $L$  **do**
- 3     Apply Linear Transformation:  $H = \tilde{X}W$
- 4     Compute global self-attention mechanism:  

$$D = \text{LeakyReLU}(\gamma Ha_{neighs}^T + Ha_{global}^T)^T \odot M$$
- 5     Update adjacency matrix:  

$$A'_{i,j} = \begin{cases} A_{i,j} D_{i,j} & \text{if } A_{i,j} > 0 \\ -9 \times 10^{15} & \text{otherwise} \end{cases}$$
- 6     Compute self-attention vector:  

$$\alpha'_{self} = \text{Softmax}(Ha'_{self})$$
- 7     Compute output features:  $H' = (\omega_1 A' + \omega_2 I)\theta H$
- 8     Apply FFNN with ReLU activation and batch normalization:  $y = \text{BN}(W_2 \text{FFNN}(H') + b_2)$
- 9     Apply softmax to output:  $\hat{y} = \text{Softmax}(y)$
- 10     Compute clustering probabilities:  

$$Y = \text{ClusteringLayer}(Z^{(L)})$$
- 11     Compute Loss:  

$$L = \text{ReconstructionLoss} + \alpha \cdot \text{ClusteringLoss}$$
- 12 **end**
- 13 **return**  $Z^{(L)}$ ,  $\hat{y}$

---

training was terminated and the model parameters that yielded the best validation performance were restored.

## 4.2 Performance Comparison

To assess the effectiveness and robustness of the proposed Graph Transformer Auto-Encoder for Graph Clustering (GTAGC) was conducted against a range of established methods. These methods include K-means [15], Spectral Clustering [25], GraphEncoder [36], TADW [43], GAE [36], VGAE [17], ARVGE [28], ARGE [28], DAEGC [39],  $S^2GC$  [48] and GC-VAE [14]. We adopt the code from the original papers for all baseline methods, setting hyperparameters based on author recommendations or applying our own tuning if guidance is lacking. Acknowledging that hardware and operating environment may influence experimental results, we compare our reproduced outcomes with those from the original study, subsequently selecting the optimal values.

The performance of these models was gauged across three distinct datasets: Citeseer, Cora, and Pubmed. Four performance metrics were employed to measure the quality of clustering - accuracy (ACC) [1], normalized mutual information (NMI) [1], F-score [19], and adjusted rand index (ARI) [30].

## 4.3 Main Results

We present a comprehensive analysis of the performance of GTAGC on three benchmark datasets, namely Cora, Citeseer, and Pubmed.

The results are presented in Table 2, providing detailed insights into the efficacy of GTAGC compared to state-of-the-art graph clustering methods. The values highlighted in red and blue correspond to the highest and second-highest outcomes, respectively.

The presented results shed light on GTAGC’s distinguished performance, showcasing its robustness and effectiveness across three widely adopted datasets. Moreover, its commendable results under diverse evaluation metrics, namely ACC, NMI, F-score, and ARI, underline its applicability and prowess in different analytical settings.

On the Citeseer dataset, GTAGC excels, standing out as the top performer across every evaluation metric. This demonstrates its ability to adapt to and excel in different performance aspects, providing holistic and effective solutions for graph clustering. These results are particularly notable given the competitiveness of other cutting-edge techniques it is compared with, clearly demonstrating GTAGC’s superior potential and efficacy.

Moving to the Cora dataset, GTAGC sustains its extraordinary performance. It achieves the highest scores in ACC, NMI, and F-score, cementing its position as a leading technique in graph clustering. Even though it holds the second position in ARI, it still delivers a competitive score, reiterating GTAGC’s capacity to maintain consistency and effectiveness across a variety of evaluation metrics.

In the context of the Pubmed dataset, GTAGC establishes its adaptability and resilience. While it may not hold the top spot in ACC, it maintains a competitive performance that is significantly ahead of many other tested methods, demonstrating its adaptability to a variety of datasets and highlighting its capacity to deliver robust performance under varied conditions. Furthermore, its solid ranks in both NMI and F-score attest to its ability to deliver reliable and high-quality clustering results, regardless of the metric used. The second-best score in ARI further underlines GTAGC’s overall robustness and consistency.

In conclusion, these experimental results offer compelling evidence endorsing GTAGC as a trustworthy and robust approach to graph clustering. Its consistently high performance across diverse datasets and metrics, along with its demonstrated ability to compete with or outperform other leading techniques, confidently affirms GTAGC’s versatility, reliability, and overall effectiveness.

## 4.4 Ablation Studies

In order to fully appreciate and understand the effectiveness and relevance of each component within our proposed Graph Transformational Attentional Graph Clustering (GTAGC) model, we conducted an ablation study. This study was structured to dissect the individual contribution of each part of our model toward the overall performance. The results of this study are detailed in Table 3. For comparative purposes, our baseline model for this study was the DAEGC [39].


In the Citeseer dataset, employing the Laplacian filter provided notable improvements in accuracy (ACC), normalized mutual information (NMI), and F-score, all of which superseded those from the baseline model. Further adding positional encoding techniques instigated slight but measurable enhancements in both ACC and F-score. The integration of a global attention mechanism propelled

**Table 2: Experimental Results on three Datasets.**

Dataset	Metric	K-means	Spectral	GraphEncoder	TADW	GAE	VGAE	ARVGE	ARGE	DAEGC	S <sup>2</sup> GC	GC-VAE	GTAGC
Citeseer	ACC	0.544	0.308	0.225	0.529	0.408	0.603	0.544	0.573	0.672	<b>0.691</b>	0.666	<b>0.708</b>
	NMI	0.312	0.090	0.033	0.320	0.174	0.343	0.261	0.350	0.397	<b>0.429</b>	0.409	<b>0.452</b>
	F-score	0.413	0.257	0.301	0.436	0.297	0.460	0.529	0.546	0.636	<b>0.647</b>	0.634	<b>0.657</b>
	ARI	0.285	0.082	0.010	0.286	0.141	0.344	0.245	0.341	0.410	-	<b>0.415</b>	<b>0.469</b>
Cora	ACC	0.500	0.398	0.301	0.536	0.596	0.592	0.638	0.640	0.704	0.696	<b>0.707</b>	<b>0.717</b>
	NMI	0.317	0.297	0.059	0.366	0.397	0.408	0.450	0.449	0.528	<b>0.547</b>	0.536	<b>0.540</b>
	F-score	0.376	0.332	0.230	0.401	0.415	0.456	0.627	0.619	0.682	0.658	<b>0.695</b>	<b>0.703</b>
	ARI	0.239	0.174	0.046	0.240	0.293	0.347	0.374	0.352	<b>0.496</b>	-	0.482	<b>0.489</b>
Pubmed	ACC	0.562	0.496	0.531	0.565	0.605	0.619	0.635	0.653	0.671	<b>0.710</b>	<b>0.682</b>	0.678
	NMI	0.262	0.147	0.210	0.224	0.232	0.216	0.232	0.248	0.263	<b>0.332</b>	0.297	<b>0.318</b>
	F-score	0.559	0.471	0.506	0.481	0.479	0.478	<b>0.678</b>	0.657	0.659	<b>0.703</b>	0.669	0.664
	ARI	0.227	0.098	0.184	0.177	0.221	0.201	0.225	0.244	0.278	-	<b>0.298</b>	<b>0.290</b>

**Table 3: Ablation study of GTAGC.**

Dataset	Metric	Baseline	Laplacian filter	positional encoding	global attention	ours
Citeseer	ACC	0.672	0.6832	0.6688	0.6829	<b>0.7078</b>
	NMI	0.397	0.4118	0.4125	0.4253	<b>0.4523</b>
	F-score	0.636	0.6366	0.6254	0.6325	<b>0.6573</b>
	ARI	0.410	0.4304	0.4173	0.4350	<b>0.4685</b>
Cora	ACC	0.704	0.6913	0.6669	0.6880	<b>0.7171</b>
	NMI	0.528	0.5154	0.5145	0.5362	<b>0.5402</b>
	F-score	0.682	0.4642	0.4300	0.6594	<b>0.7027</b>
	ARI	0.496	0.6785	0.6375	0.4574	<b>0.4886</b>

**Figure 2: The 2D visualization of the proposed GTAGC on Citeseer and Cora dataset.**

our model’s performance further, contributing to gains across all evaluated metrics, including ACC, NMI, F-score, and Adjusted Rand Index (ARI). As a result, our novel GTAGC model demonstrated superior effectiveness, outperforming existing methods as demonstrated by the highest recorded scores across ACC, NMI, and F-score.

With regard to the Cora dataset, the baseline model recorded commendable results across all evaluation metrics including ACC, NMI, F-score, and ARI. The introduction of the Laplacian filter, however, led to a slight reduction in the F-score. Likewise, the incorporation of positional encoding led to marginal decreases in ACC, NMI, and F-score metrics. Despite this, the integration of the global attention mechanism drastically improved the model’s performance, with significant improvements across all the metrics,

thus confirming the value of the global attention mechanism. Consequently, the GTAGC model outclassed the baseline and other existing approaches, excelling in the ACC, NMI, and ARI metrics.

In conclusion, the ablation study effectively underscores the significance of the Laplacian filter, positional encoding, and global attention mechanism in augmenting the performance of the GTAGC model for graph clustering. The synergistic effect of these components leads to enhanced clustering accuracy, better information preservation, and superior overall clustering quality. This is vividly illustrated by the superior performance of the GTAGC model across all evaluation metrics.



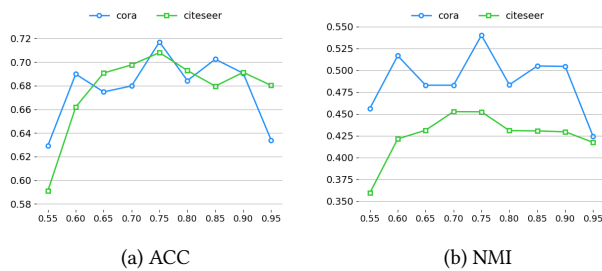


Figure 3: Sensitivity analysis of the hyper-parameter  $\gamma$  on Citeseer and Cora dataset.

## 4.5 Hyper-parameter Analysis

We explore the influence of the hyperparameter  $\gamma$ , which serves as a coefficient to mediate the balance between the contributions from the local neighborhood and global attention mechanisms. As observed in Figure 3, the clustering results fluctuate in response to alterations in the weight of global attention and local neighborhood attention. Remarkably, the most optimal clustering results transpire when  $\gamma$  equals 0.75, at which point the weight of local neighborhood attention is three times that of global attention. This observation signifies that a comprehensive strategy, which sufficiently considers both global and local information among nodes, is most beneficial for enhancing the quality of the clustering results.

## 5 CONCLUSION

In this paper, we present a novel method for attributed graph clustering, named Graph Transformer Auto-Encoder for Graph Clustering (GTAGC). Compared to existing methods that are based on Graph auto-encoders, our proposed method offers more flexibility and efficiency in handling graph clustering tasks with a global attention mechanism. To the best of our knowledge, GTAGC is the first attempt to introduce Graph Transformer into attributed graph clustering tasks. In our future work, we will enhance the capabilities of our models by incorporating a greater variety of Graph Transformer variants.

## REFERENCES

- [1] Alessia Amelio and Clara Pizzuti. 2015. Is normalized mutual information a fair measure for comparing community detection methods?. In *Proceedings of the 2015 IEEE/ACM international conference on advances in social networks analysis and mining 2015*. 1584–1585.
- [2] Smriti Bhagat, Graham Cormode, and S Muthukrishnan. 2011. Node classification in social networks. *arXiv preprint arXiv:1101.3291* (2011).
- [3] Hongyun Cai, Vincent W Zheng, and Kevin Chen-Chuan Chang. 2018. A comprehensive survey of graph embedding: Problems, techniques, and applications. *IEEE transactions on knowledge and data engineering* 30, 9 (2018), 1616–1637.
- [4] Shaosheng Cao, Wei Lu, and Qionghai Xu. 2015. Graprep: Learning graph representations with global structural information. In *Proceedings of the 24th ACM international conference on information and knowledge management*. 891–900.
- [5] Shaosheng Cao, Wei Lu, and Qionghai Xu. 2016. Deep neural networks for learning graph representations. In *Proceedings of the AAAI conference on artificial intelligence*, Vol. 30.
- [6] Dexiong Chen, Leslie O’Bray, and Karsten Borgwardt. 2022. Structure-aware transformer for graph representation learning. In *International Conference on Machine Learning*. PMLR, 3469–3489.
- [7] Yan Chen, Tian Shu, Xiaokang Zhou, Xuzhe Zheng, Akira Kawai, Kaoru Fueda, Zheng Yan, Wei Liang, and Kevin I-Kai Wang. 2022. Graph Attention Network With Spatial-Temporal Clustering for Traffic Flow Forecasting in Intelligent Transportation System. *IEEE Transactions on Intelligent Transportation Systems* (2022), 1–11. <https://doi.org/10.1109/TITS.2022.3208952>
- [8] Ganqu Cui, Jie Zhou, Cheng Yang, and Zhiyuan Liu. 2020. Adaptive graph encoder for attributed graph embedding. In *Proceedings of the 26th ACM SIGKDD international conference on knowledge discovery & data mining*. 976–985.
- [9] Peng Cui, Xiao Wang, Jian Pei, and Wenwu Zhu. 2018. A survey on network embedding. *IEEE transactions on knowledge and data engineering* 31, 5 (2018), 833–852.
- [10] Alfredo Cuzzocrea and Il-Yeol Song. 2014. Big graph analytics: the state of the art and future research agenda. In *Proceedings of the 17th International Workshop on Data Warehousing and OLAP*. 99–101.
- [11] Vijay Prakash Dwivedi and Xavier Bresson. 2021. A Generalization of Transformer Networks to Graphs. *AAAI Workshop on Deep Learning on Graphs: Methods and Applications* (2021).
- [12] Schaeffer Satu Elisa et al. 2007. Graph clustering. *Computer Science Review* 1, 1 (2007), 27–64.
- [13] Palash Goyal and Emilio Ferrara. 2018. Graph embedding techniques, applications, and performance: A survey. *Knowledge-Based Systems* 151 (2018), 78–94.
- [14] Lin Guo and Qun Dai. 2022. Graph clustering via variational graph embedding. *Pattern Recognition* 122 (2022), 108334.
- [15] John A Hartigan and Manchek A Wong. 1979. Algorithm AS 136: A k-means clustering algorithm. *Journal of the royal statistical society. series c (applied statistics)* 28, 1 (1979), 100–108.
- [16] Haiwei Hou, Shifei Ding, Xiao Xu, and Ling Ding. 2023. A novel clustering algorithm based on multi-layer features and graph attention networks. *Soft Computing* (2023), 1–14.
- [17] Thomas N Kipf and Max Welling. 2016. Variational graph auto-encoders. *arXiv preprint arXiv:1611.07308* (2016).
- [18] Qian Li, Daling Wang, Shi Feng, Cheng Niu, and Yifei Zhang. 2021. Global graph attention embedding network for relation prediction in knowledge graphs. *IEEE Transactions on Neural Networks and Learning Systems* 33, 11 (2021), 6712–6725.
- [19] Wang Li, Siwei Wang, Xifeng Guo, and En Zhu. 2023. Deep graph clustering with multi-level subspace fusion. *Pattern Recognition* 134 (2023), 109077.
- [20] Xiaocui Li, Hongzhi Yin, Ke Zhou, and Xiaofang Zhou. 2020. Semi-supervised clustering with deep metric learning and graph embedding. *World Wide Web* 23 (2020), 781–798.
- [21] Xuelong Li, Hongyuan Zhang, and Rui Zhang. 2020. Embedding graph auto-encoder with joint clustering via adjacency sharing. *arXiv e-prints* (2020), arXiv:2002.0202.
- [22] David Liben-Nowell and Jon Kleinberg. 2003. The link prediction problem for social networks. In *Proceedings of the twelfth international conference on information and knowledge management*. 556–559.
- [23] Yue Liu, Xihong Yang, Sihang Zhou, and Xinwang Liu. 2022. Simple contrastive graph clustering. *arXiv preprint arXiv:2205.07865* (2022).
- [24] Yue Liu, Xihong Yang, Sihang Zhou, Xinwang Liu, Zhen Wang, Ke Liang, Wenxuan Tu, Liang Li, Jingcan Duan, and Cancan Chen. 2022. Hard Sample Aware Network for Contrastive Deep Graph Clustering. *arXiv preprint arXiv:2212.08665* (2022).
- [25] Andrew Ng, Michael Jordan, and Yair Weiss. 2001. On spectral clustering: Analysis and an algorithm. *Advances in neural information processing systems* 14 (2001).
- [26] Liudmila Ostroumova Prokhorenkova and Egor Samosvat. 2014. Global clustering coefficient in scale-free networks. In *Algorithms and Models for the Web Graph: 11th International Workshop, WAW 2014, Beijing, China, December 17-18, 2014, Proceedings 11*. Springer, 47–58.
- [27] Mingdong Ou, Peng Cui, Jian Pei, Ziwei Zhang, and Wenwu Zhu. 2016. Asymmetric transitivity preserving graph embedding. In *Proceedings of the 22nd ACM SIGKDD international conference on Knowledge discovery and data mining*. 1105–1114.
- [28] Shirui Pan, Ruiqi Hu, Guodong Long, Jing Jiang, Lina Yao, and Chengqi Zhang. 2018. Adversarially regularized graph autoencoder for graph embedding. *arXiv preprint arXiv:1802.04407* (2018).
- [29] Ladislav Rampáček, Mikhail Galkin, Vijay Prakash Dwivedi, Anh Tuan Luu, Guy Wolf, and Dominique Beaini. 2022. Recipe for a General, Powerful, Scalable Graph Transformer. *Advances in Neural Information Processing Systems* 35 (2022).
- [30] Valérie Robert, Yann Vasseur, and Vincent Brault. 2021. Comparing high-dimensional partitions with the co-clustering adjusted rand index. *Journal of Classification* 38 (2021), 158–186.
- [31] Franco Scarselli, Marco Gori, Ah Chung Tsoi, Markus Hagenbuchner, and Gabriele Monfardini. 2008. The graph neural network model. *IEEE transactions on neural networks* 20, 1 (2008), 61–80.
- [32] Prithviraj Sen, Galileo Namata, Mustafa Bilgic, Lise Getoor, Brian Galligher, and Tina Eliassi-Rad. 2008. Collective classification in network data. *AI magazine* 29, 3 (2008), 93–93.
- [33] Isabelle Stanton and Gabriel Kliot. 2012. Streaming graph partitioning for large distributed graphs. In *Proceedings of the 18th ACM SIGKDD international conference on Knowledge discovery and data mining*. 1222–1230.
- [34] Ke Sun, Jiaying Liu, Shuo Yu, Bo Xu, and Feng Xia. 2020. Graph force learning. In *2020 IEEE International Conference on Big Data (Big Data)*. IEEE, 2987–2994.

- [35] Fei Tian, Bin Gao, Qing Cui, Enhong Chen, and Tie-Yan Liu. 2014. Learning deep representations for graph clustering. In *Proceedings of the AAAI Conference on Artificial Intelligence*, Vol. 28.
- [36] Fei Tian, Bin Gao, Qing Cui, Enhong Chen, and Tie-Yan Liu. 2014. Learning deep representations for graph clustering. In *Proceedings of the AAAI Conference on Artificial Intelligence*, Vol. 28.
- [37] Anton Tsitsulin, John Palowitch, Bryan Perozzi, and Emmanuel Müller. 2020. Graph clustering with graph neural networks. *arXiv preprint arXiv:2006.16904* (2020).
- [38] Petar Veličković, Guillem Cucurull, Arantxa Casanova, Adriana Romero, Pietro Liò, and Yoshua Bengio. 2018. Graph Attention Networks. arXiv:1710.10903 [stat.ML]
- [39] Chun Wang, Shirui Pan, Ruiqi Hu, Guodong Long, Jing Jiang, and Chengqi Zhang. 2019. Attributed graph clustering: A deep attentional embedding approach. *arXiv preprint arXiv:1906.06532* (2019).
- [40] Daixin Wang, Peng Cui, and Wenwu Zhu. 2016. Structural deep network embedding. In *Proceedings of the 22nd ACM SIGKDD international conference on Knowledge discovery and data mining*. 1225–1234.
- [41] Junyuan Xie, Ross Girshick, and Ali Farhadi. 2016. Unsupervised deep embedding for clustering analysis. In *International conference on machine learning*. PMLR, 478–487.
- [42] Huiling Xu, Wei Xia, Quanxue Gao, Jungong Han, and Xinbo Gao. 2021. Graph embedding clustering: Graph attention auto-encoder with cluster-specificity distribution. *Neural Networks* 142 (2021), 221–230.
- [43] Cheng Yang, Zhiyuan Liu, Deli Zhao, Maosong Sun, and Edward Y Chang. 2015. Network representation learning with rich text information.. In *IJCAI*, Vol. 2015. 2111–2117.
- [44] Xihong Yang, Yue Liu, Sihang Zhou, Siwei Wang, Xinwang Liu, and En Zhu. 2022. Contrastive Deep Graph Clustering with Learnable Augmentation. *arXiv preprint arXiv:2212.03559* (2022).
- [45] Seongjun Yun, Minbyul Jeong, Raehyun Kim, Jaewoo Kang, and Hyunwoo J Kim. 2019. Graph transformer networks. *Advances in neural information processing systems* 32 (2019).
- [46] Yu Zhao, Huali Feng, Han Zhou, Yanruo Yang, Xingyan Chen, Ruobing Xie, Fuzhen Zhuang, and Qing Li. 2022. EIGAT: Incorporating global information in local attention for knowledge representation learning. *Knowledge-Based Systems* 237 (2022), 107909.
- [47] Yang Zhou and Hong Cheng. 2009. Je rey Xu Yu. Graph clustering based on structural/attribute similarities. *Proc. VLDB Endow* 2 (2009), 718729.
- [48] Hao Zhu and Piotr Koniusz. 2021. Simple spectral graph convolution. In *International conference on learning representations*.