

# Phase Repair for Time-Domain Convolutional Neural Networks in Music Super-Resolution

Yenan Zhang\*, Guilly Kolkman<sup>†</sup> and Hiroshi Watanabe<sup>‡</sup>

\* Graduate School of Fundamental Science and Engineering, Waseda University, Tokyo, Japan

<sup>†</sup> The Faculty of Science, University of Amsterdam, Amsterdam, Netherlands

<sup>‡</sup> Graduate School of Fundamental Science and Engineering, Waseda University, Tokyo, Japan

**Abstract**—Audio Super-Resolution (SR) is an important topic in the field of audio processing. Many models are designed in time domain due to the advantage of waveform processing, such as being able to avoid the phase problem. However, in prior works it is shown that Time-Domain Convolutional Neural Network (TD-CNN) approaches tend to produce annoying artifacts in their output. In order to confirm the source of the artifact, we conduct an AB listening test and found phase to be the cause. We further propose Time-Domain Phase Repair (TD-PR) to improve TD-CNNs’ performance by repairing the phase of the TD-CNNs’ output. In this paper, we focus on the music SR task, which is challenging due to the wide frequency response and dynamic range of music. Our proposed method can handle various narrow-bandwidth from 2.5kHz to 4kHz with a target bandwidth of 8kHz. We conduct both objective and subjective evaluation to assess the proposed method. The objective evaluation result indicates the proposed method achieves the SR task effectively. Moreover, the proposed TD-PR obtains the much higher mean opinion scores than all TD-CNN baselines, which indicates that the proposed TD-PR significantly improves perceptual quality. Samples are available on the demo page<sup>1</sup>.

## I. INTRODUCTION

Audio Super-Resolution (SR), also known as bandwidth extension and bandwidth expansion, aims to predict the High-Resolution (HR) components from the Low-Resolution (LR) input audio. LR audio is common in our daily life (*e. g.*, historical recordings, unprofessional-made modern recordings). The real-world LR recordings have a variety of bandwidth or even ambiguous bandwidth. Therefore, addressing audio SR in real world is challenging. Deep Neural Networks (DNNs) have become the mainstream on audio SR tasks compared with conventional methods [1]–[4], but only a few works focus on the music SR [2]. In this paper, we focus on the music SR with solo piano music. We perform SR on solo instrument music instead of the orchestra, since the task will be simpler on single source data. Among many music instruments, we choose solo piano music as the representative, since piano has the most broad frequency range.

Various works have delved deeply into DNN-based approaches for audio SR. Since Frequency-Domain Convolutional Neural Networks (FD-CNN) can only process the magnitude, they generally require additional signal processing to estimate the corresponding phase information, such as Griffin-Lim algorithms [2] or a neural vocoder [4]. Compared with FD methods, Time-Domain Convolutional Neural Networks

(TD-CNNs) that directly learn wave-to-wave mapping, are considered being able to avoid the phase problem on audio SR tasks [2]. However, TD-CNNs (*e. g.*, AudioUNet [1]) tend to produce annoying artifacts in their results. To alleviate the artifact, Lim *et. al.* proposed a time-frequency model [5] based on AudioUNet. Wang *et. al.* made efforts on object function that employing the FD loss [6] during the TD-CNN’s training. The data augmentation strategy was proposed [7] to improve the robustness of TD-CNNs. However, none of the above CNN methods in time domain succeeds in removing the artifact according to the provided audio samples. This observation encourages us to explore other aspects that may have caused the artifact. In terms of up-sampling ratio, many works perform the SR on the fixed ratio (*e. g.*,  $2\times$ ) [1], [2], which would be a limitation when apply these models to real world problems.

We investigate the existing issue of artifacts in the following ways. First, we train our models to handle LR music with various bandwidth, which is applicable to real world problems. Second, We conduct an AB listening test which, to the best of our knowledge, is the first to demonstrate the artifact in TD-CNNs is caused by the phase distortion via a subjective test. Last but not least, we propose the Time-Domain Phase Repair (TD-PR) method to improve the performance of TD-CNNs for the music SR. TD-PR can be directly used for general TD-CNN models without parameter adjustment. The subjective evaluation shows the TD-PR significantly improves the perceptual quality of three TD-CNN baselines, which validates its effectiveness and generalization ability.

## II. RELATED WORK

Various approaches in audio SR have been developed and some of them work in frequency domain. Li *et. al.* propose the FD approach for speech SR, which consists of 2 steps [8]. The first step is mapping the magnitude component from narrow-bandwidth to wide-bandwidth by DNN. The second step is to estimate the corresponding phase by signal processing. Following this work, Hu *et. al.* introduce Generative Adversarial Network (GAN) into both steps and got the better performance [2]. However, training two GAN-based models is difficult due to the instability of GAN training. Furthermore, this SR system works on fixed up-sampling ratio, which limits its application for real world problems. Liu *et. al.* use a GAN-based neural vocoder for the second step without using GAN in the first step, which still performs speech SR successfully with the

<sup>1</sup><https://mannmaruko.github.io/demopage/tdpr.html>

ability of handling various up-sampling ratios [4]. It's worth pointing out that the FD approaches mentioned above requires strict matching of mel-spectrogram settings between the CNN model and the neural vocoder. To this end, the limitation of these approaches result in that some pre-trained FD-CNN models cannot directly be jointed with a pre-trained vocoder.

Contrary to FD approaches, TD-CNN is considered being able to avoid the phase problem in audio SR tasks due to the direct waveform processing [2]. AudioUNet is one of the pioneers of tackling audio SR by the TD-CNN [1]. This work demonstrates the effectiveness of CNN on audio generation and shepherds a further exploration of CNN-based models for audio SR tasks. Tagliasacchi *et. al.* propose the GAN-based model for speech SR, which is named SEANet [9]. The generator of SEANet is a TD-CNN that is light-weight but effective. In this paper, We apply the generator of SEANet to music SR and denote it as SEANet. Defossez *et. al.* propose TD-CNN model named Demucs, which is a large model with over 130M parameters and is initially designed to address music source separation [10]. Considering the fact that Demucs has shown strong performance in tasks besides source separation [11], we utilize the Demucs model in the SR task in this paper. To the best of our knowledge, this is the first time to apply Demucs to the music SR task.

The transform of mel-to-wave is commonly addressed by the neural vocoder. TFGAN is a light-weight vocoder [12] and has been applied to speech SR task[4].

### III. PROPOSED METHOD

#### A. Poor Phase Is The Cause of The Artifact

As mentioned in section I, in comparison with FD approaches, TD-CNNs have been considered being able to avoid the phase problem in audio processing while they tend to produce raw waveform with annoying artifacts. A variety of works have tried to alleviate the artifact of TD-CNN approaches, including modifying the network architecture [5], using loss functions that in both frequency and time domain [6], but their results didn't obtain significant improvement in decreasing the artifact. Instead, we observed that the artifact exists in the TD-CNN's result even when the corresponding spectrogram has been recovered to a very good quality. As there is no obvious artifact in magnitude, we consider phase, the other component of STFT spectrogram, may be the cause of the artifact. We confirm it through the listening test I (*i.e.*, an AB test) in which we replace the phase of the TD-CNN output with the phase of the corresponding ground truth. The result in section V implies the artifact of TD-CNN approaches in audio SR is caused by the phase distortion. To the best of our knowledge, this is the first time to demonstrate the phase issue via a subjective test.

#### B. The Proposed TD-PR via Neural Vocoder

In order to address the observed phase issue which has been mentioned in the previous section, we propose TD-PR. The overview of the proposed method is shown in Fig. 1. We use the neural vocoder to synthesize another waveform (NV-wave)

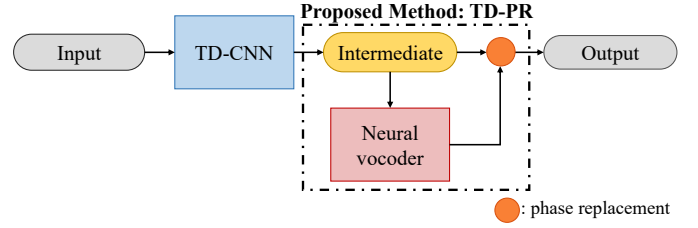


Fig. 1. The overview of the proposed TD-PR: the neural vocoder is used to synthesize another waveform (NV-wave) by inputting the TD-CNN output. Then, the TD-CNN's phase is repaired by replacing it with the phase from NV-wave.

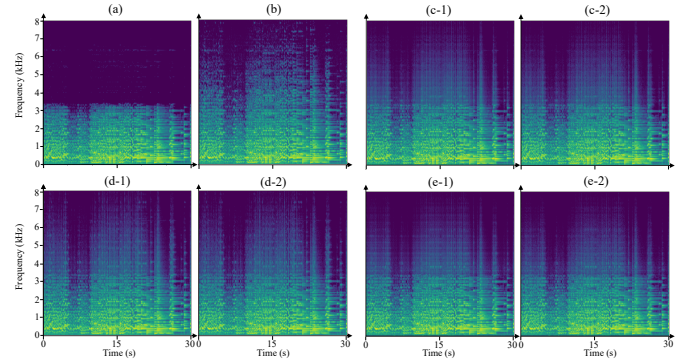


Fig. 2. Visualization of a set of spectrograms for an example:

- (a) low-resolution input    (b) ground truth
- (c-1) SEANet    (c-2) SEANet w/ TD-PR (proposed)
- (d-1) AudioUNet    (d-2) AudioUNet w/ TD-PR (proposed)
- (e-1) Demucs    (e-2) Demucs w/ TD-PR (proposed)

by inputting the TD-CNN output. Then, we repair TD-CNN's phase by replacing it with the phase from NV-wave. The reason that we don't take the NV-wave as the SR result is that we found that NV-wave contains distortions in the low frequency by listening. An example of a set of spectrograms, including LR input, ground truth, the result of SEANet, SEANet w/ TD-PR (proposed), AudioUNet, AudioUNet w/ TD-PR (proposed), Demucs, Demucs w/ TD-PR (proposed) is shown in Fig. 2. One of the merits of our proposed method is that it can be directly used for general TD-CNN models without parameter adjustment, since the output of TD-CNNs is waveform and it can be converted to mel-spectrogram in arbitrary settings, no matter what mel-spectrogram settings the neural vocoder requires. This is different from the FD method, which requires strictly matched configurations as mentioned in section II. The TD-PR module in the proposed method is trained by inputting clean and wide-bandwidth music, so the proposed method has the potential to be applied to TD-CNNs that are trained for other tasks, such as music enhancement.

#### C. Loss Function

Inspired by [6], we perform cross-domain loss to guide TD-CNNs to capture features in both time and frequency domain. The loss function (denoted as  $L$ ) is comprised of two parts, multi-resolution STFT loss (denoted as  $L_{MRSTFT}$ ) [13]

and multi-resolution wave loss(denoted as  $L_{\text{MRwave}}$ ) which is designed by following the idea of  $L_{\text{MRSTFT}}$ . The loss function is defined as below:

$$L = L_{\text{MRSTFT}} + \lambda L_{\text{MRwave}} \quad (1)$$

where  $\lambda$  denotes the hyperparameter balancing the two loss terms. In our case, we set  $\lambda = 1000$ . The definition of  $L_{\text{MRSTFT}}$  and  $L_{\text{MRwave}}$  are shown as follows:

$$L_{\text{MRSTFT}} = \frac{1}{M} \sum_{m=1}^M L_{\text{STFT}}^{(m)}(y, \hat{y}) \quad (2)$$

$$L_{\text{MRwave}} = \frac{1}{N} \sum_{n=1}^N L_{\text{wave}}^{(n)}(y, \hat{y}) \quad (3)$$

where  $y$  and  $\hat{y}$  denote the ground truth and generated sample respectively.  $M$  denotes the number of STFT losses with different analysis parameters (*i.e.*, FFT size = [512, 1024, 2048]; hop size = [256, 512, 1024]; window size = [512, 1024, 2048]).  $N$  denotes the number of wave losses with different sampling rate (*i.e.*, original sampling rate,  $2\times$ down sampling rate,  $4\times$ down sampling rate).  $L_{\text{STFT}}$  and  $L_{\text{wave}}$  are defined as follows:

$$L_{\text{STFT}}(y, \hat{y}) = L_{\text{SC}}(y, \hat{y}) + L_{\text{mag}}(y, \hat{y}) \quad (4)$$

$$L_{\text{wave}}(y, \hat{y}) = \frac{1}{P} \|y - \hat{y}\|_1 \quad (5)$$

where  $P$  denotes the number of wave samples;  $\|\cdot\|_1$  denotes the L1 norms;  $L_{\text{SC}}$  and  $L_{\text{mag}}$  denote spectral convergence and log-STFT magnitude loss respectively, which are defined as follows:

$$L_{\text{SC}}(y, \hat{y}) = \frac{\| |\text{STFT}(y)| - |\text{STFT}(\hat{y})| \|_F}{\| |\text{STFT}(y)| \|_F} \quad (6)$$

$$L_{\text{mag}}(y, \hat{y}) = \frac{1}{Q} \|\log|\text{STFT}(y)| - \log|\text{STFT}(\hat{y})|\|_1 \quad (7)$$

where  $\|\cdot\|_F$  denotes the Frobenius norm;  $|\text{STFT}(\cdot)|_F$  and  $Q$  denote the STFT magnitudes and number of elements in the magnitude respectively. During training, we use the implementation of multi-resolution STFT loss from [14].

#### IV. EXPERIMENTS

##### A. Implementation

We train and test our model on the MAESTRO dataset [15]. It's composed of about 200 hours of high-quality classical piano recordings in waveform. Although these recordings have the sampling rate of 44.1 kHz or 48 kHz, we found 16 kHz is high enough for the piano solo. Besides, working at 16 kHz also helps to reduce the computational cost. Hence, we decided to perform music SR on the target sampling rate 16kHz. We use the official split for training, validation and test sets. We cut all of the waveform into equal length of 30 seconds for efficient training. The simulation of the LR music is based on [7]. Specifically, we simulate each LR input by randomly choosing a low-pass filter from 7 low-pass filters, including Butterworth, Chbyshev type 1, Chbyshev type 2, Elliptic, Bessel, subsampling (*i.e.*, `resample_poly` in `scipy`),

STFT filter (*i.e.*, cut off the overflowing bandwidth strictly) with the random order from 6 to 10. We use the implementation of low-pass filters provided by Liu<sup>2</sup> [4]. The low-pass filtering is conducted on the fly during training. The range of input bandwidth is determined as follows: lower bound is 2.5kHz, as 2kHz is so low that some music notes disappear. Upper bound is 4kHz, as this is the common case of the  $2\times$  up-sampling ratio for SR [2], [4]. The target bandwidth is 8kHz, which means our models work at 16kHz sampling rate.

We use three representative TD-CNN models as baselines, which are AudioUNet [1], Demucs [10] and SEANet (*i.e.*, only the generator) [9]. We trained them from scratch on the dataset mentioned before and their training configurations are the same. For TD-PR module, we trained TFGAN [12] from scratch following the original settings, except resetting the working sampling rate on 16kHz. We use the Pytorch implementation of AudioUNet<sup>3</sup> and Demucs<sup>4</sup>. We implemented the SEANet by ourselves. We use an Adam optimizer and the initial learning rate 0.0001 to optimize each CNN model for 200 epochs with the batch size of 12 and the input duration of 5s during training. We use the cross-domain loss function as mentioned in section III.

For TD-PR module, we trained TFGAN [12] from scratch by using an unofficial implementation<sup>5</sup>. We follow the original settings, except resetting the sampling rate on 16kHz and train 1M iterations on TFGAN model.

##### B. Investigation on Phase Distortion and Artifacts

In order to confirm the phase issue, we conduct the listening test I, in which we replace the phase of the TD-CNN output with the phase of the corresponding ground truth and ask participants to choose the preferred one between the results of the TD-CNN and TD-CNN w/ GT-phase. Specifically, we use SEANet as the representative TD-CNN model in this test. The listening test I requires the subject to choose the clip containing less artifact in each pair. We selected eleven music pieces for the listening test which cover different periods and styles of different musicians from the testset. In the AB test, one pair is for practice and the left ten pairs are for test. Each clip is cut in the duration of 5s. We also regularized the volume of all the samples by Audacity<sup>6</sup>.

##### C. Comparison Study

TD-PR is proposed to improve the sound quality of TD-CNNs via phase repair. We evaluate the proposed TD-PR from both objective and subjective perspectives. In terms of the objective evaluation, we use the Log-Spectral Distance (LSD) as the objective metric, which has been widely used in audio

<sup>2</sup>[https://github.com/haoheliu/ssr\\_eval](https://github.com/haoheliu/ssr_eval)

<sup>3</sup><https://github.com/serkansulun/deep-music-enhancer>

<sup>4</sup><https://github.com/facebookresearch/demucs/tree/v2>

<sup>5</sup><https://github.com/rishikksh20/TFGAN>

<sup>6</sup><https://www.audacityteam.org/>

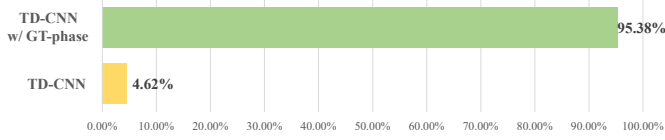


Fig. 3. Results of the listening test I: 95.38% of the TD-CNN w/ GT-phase is voted to have less artifact.

Table I. LSD results with different input bandwidth and parameter amount of different models.

	2.5kHz	3kHz	3.5kHz	4kHz	AVG	Parameter
Input	2.43	2.19	1.97	1.78	2.09	-
SEANet	0.89	0.78	0.72	0.68	0.77	11M
SEANet w/ TD-PR(proposed)	0.94	0.86	0.82	0.80	0.86	11+6M
AudioUNet	0.83	<b>0.74</b>	0.69	0.66	0.73	56M
AudioUNet w/ TD-PR(proposed)	0.89	0.82	0.79	0.77	0.82	56+6M
Demucs	<b>0.82</b>	<b>0.74</b>	<b>0.68</b>	<b>0.64</b>	<b>0.72</b>	134M
Demucs w/ TD-PR(proposed)	0.89	0.83	0.79	0.77	0.82	134+6M
Ground truth	0	0	0	0	0	-

SR tasks [1], [2], [4]. LSD is designed as:

$$LSD = \frac{1}{L} \sum_{l=1}^L \sqrt{\frac{1}{F} \sum_{f=1}^F \left( \log|Y_{l,f}|^2 - \log|\hat{Y}_{l,f}|^2 \right)^2} \quad (8)$$

where  $Y_{l,f}$  and  $\hat{Y}_{l,f}$  are the ground truth and the estimated magnitude via STFT at  $l$ -th time step ( $l = 1, \dots, L$ ) and  $f$ -th frequency bin ( $k = 1, \dots, F$ ), respectively.

The subjective evaluation, which is denoted as listening test II, is to compare the perceptual quality between the results of TD-CNN and TD-CNN w/ TD-PR by collecting the Mean Opinion Score (MOS). MOS is commonly used in audio SR tasks to represent the perceptual quality [4], [11]. To avoid giving too many samples to participants and auditory fatigue, we evaluate with three TD-CNN models respectively in test II-1, II-2, II-3 in the same manner. The same eleven music pieces in the listening test I are used. In the listening test II, one group is for practice and the left ten groups are for test. For each group, it's provided a ground truth as a reference, and the subject is asked to rate the set of samples from 1 to 5, including LR input in 3kHz bandwidth, TD-CNN, TD-CNN w/ TD-PR, ground truth according to the similarity with the reference. 5 denotes excellent quality (*i. e.*, is closest to the reference) and 1 denotes bad quality. Each clip is cut and regularized as the same as in the listening test I.

## V. RESULTS AND DISCUSSION

### A. The Results and Discussion of Investigation on Phase Distortion and Artifacts

The result of the listening test I shown in Fig. 3 represents that 95.38% of the TD-CNN w/ GT-phase is voted to have less artifact. Therefore, we conclude that the artifact in TD-CNN approaches for audio SR tasks is caused by the phase distortion.

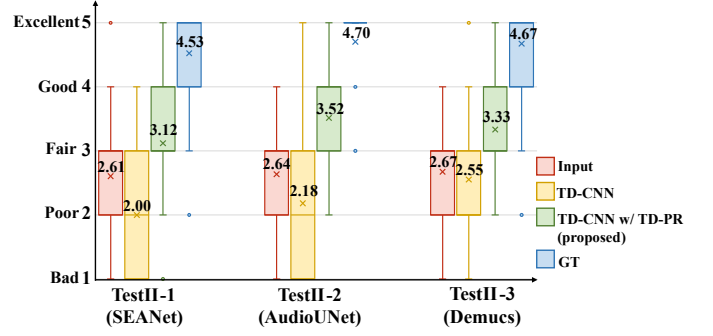


Fig. 4. Results of the listening test II: this is the box plot of the MOS results and the corresponding average MOS for each method

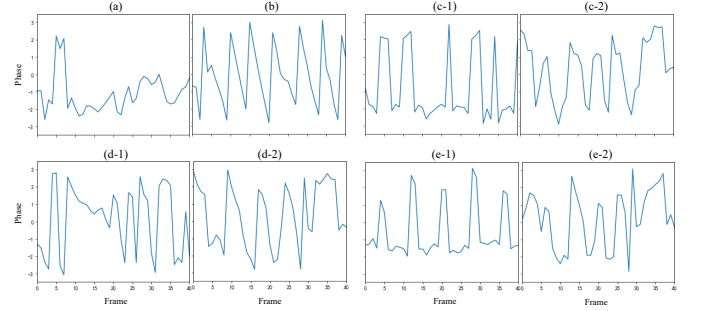


Fig. 5. Visualization of a set of phase spectrums for an example:

- (a) low-resolution input (b) ground truth
- (c-1) SEANet (c-2) SEANet w/ TD-PR (proposed)
- (d-1) AudioUNet (d-2) AudioUNet w/ TD-PR (proposed)
- (e-1) Demucs (e-2) Demucs w/ TD-PR (proposed)

### B. The Result and Discussion of Comparison Study

The LSD on 4 representative input bandwidth (*i. e.*, 2.5 kHz, 3kHz, 3.5kHz, 4kHz) is shown in Table I. Note that the proposed method can deal with any bandwidth between 2.5kHz and 4kHz. The results show that TD-CNNs and the proposed TD-CNNs w/ TD-PR got much lower LSD than LR input, which indicates both TD-CNNs and the proposed TD-PR successfully achieved music SR. Although the proposed method get the slightly worse LSD score, we argue this is trivial, which will be explained by the listening test II. Although LSD can well reflect how well the high frequency magnitude is recovered in each model, it can't reflect the degree of the artifact and has been observed not perfectly correlated with perceptual audio quality [4].

To this end, We conduct the listening test II for further comparison. The subject is asked to rate samples from 1 to 5 according to the similarity with the provided reference (*i. e.*, ground truth), instead of rating only based on the effect of SR. Therefore the collected MOS can reflect the overall perceptual quality of each model. The box plot of the MOS results and the corresponding average for each method are shown in Fig. 4. In terms of the MOS, the proposed TD-PR obtained better results than the TD-CNN for all three baseline TD-CNNs by the large margin of 1.12 (SEANet), 1.34 (AudioUNet), 0.78 (Demucs),

implying that the TD-PR improved the TD-CNN sound quality significantly. Additionally, successfully improving three different baselines indicates the generalization ability of the TD-PR. The noticeable thing is that for all three TD-CNNs, they obtained lower MOS than the LR input by the deterioration of -0.61 (SEANet), -0.46 (AudioUNet), -0.12 (Demucs). It indicates that the artifact in TD-CNNs severely deteriorate the perceptual quality, though they obtained better LSD than the proposed TD-PR. Moreover, according to the gap of the MOS between input and CNN, we can see that Demucs obtained the closest MOS to the input, which implies that the Demucs is the strongest model among the three baseline models and this is also in consistency with its largest model size. To make a simple comparison of the phase from the different generated results, we plot a set of phase spectrums of an example in Fig. 5, including the phase spectrum of LR input, ground truth, SEANet, SEANet w/ TD-PR (proposed), AudioUNet, AudioUNet w/ TD-PR (proposed), Demucs, Demucs w/ TD-PR (proposed). For a clear view, we plot the phase of a single frequency bin for the first 40 time frames of an audio example, since the phase spectrum across multiple frequency bins is difficult to understand. From this little example, we can see that the proposed TD-PR got the better phase distribution than TD-CNNs (*i. e.*, the phase distribution from TD-PR is closer to the ground-truth phase than the TD-CNN).

## VI. CONCLUSION

In this paper, we focus on the music Super-Resolution (SR) task. We propose Time-Domain Phase Repair (TD-PR) method to improve TD-CNN approaches by phase repair. The proposed TD-PR can be directly used for general TD-CNNs without parameter adjustment and can handle low-resolution input with various bandwidth, which is applicable to real world problems. The TD-PR obtained better mean opinion score than the TD-CNN by the improvement of 1.12 (SEANet), 1.34 (AudioUNet), 0.78 (Demucs) in the subjective evaluation, implying that it improved sound quality of TD-CNNs significantly. According to our investigation of TD-CNNs in the music SR task, we observed that generative models (*e.g.*, neural vocoder) have the potential to handle the phase problem in SR tasks. Our future work includes directly incorporating generative training into TD-CNNs for optimal performance in audio SR tasks.

## REFERENCES

- [1] V. Kuleshov, S. Enam, and S. Ermon, "Audio super-resolution using neural networks," in *ICLR (Workshop Track)*, 2017.
- [2] S. Hu, B. Zhang, B. Liang, E. Zhao, and S. Lui, "Phase-Aware Music Super-Resolution Using Generative Adversarial Networks," in *Proc. Interspeech 2020*, 2020, pp. 4074–4078.
- [3] Y. Li, M. Tagliasacchi, O. Rybakov, V. Ungureanu, and D. Roblek, "Real-time speech frequency bandwidth extension," in *ICASSP 2021-2021 IEEE International Conference on Acoustics, Speech and Signal Processing (ICASSP)*, IEEE, 2021, pp. 691–695.
- [4] H. Liu, W. Choi, X. Liu, Q. Kong, Q. Tian, and D. Wang, "Neural vocoder is all you need for speech super-resolution," *arXiv preprint arXiv:2203.14941*, 2022.
- [5] T. Y. Lim, R. A. Yeh, Y. Xu, M. N. Do, and M. Hasegawa-Johnson, "Time-frequency networks for audio super-resolution," in *2018 IEEE International Conference on Acoustics, Speech and Signal Processing (ICASSP)*, IEEE, 2018, pp. 646–650.
- [6] H. Wang and D. Wang, "Towards robust speech super-resolution," *IEEE/ACM transactions on audio, speech, and language processing*, vol. 29, pp. 2058–2066, 2021.
- [7] S. Sulun and M. Davies, "On filter generalization for music bandwidth extension using deep neural networks," *IEEE Journal of Selected Topics in Signal Processing*, vol. 15, no. 1, pp. 132–142, 2021.
- [8] K. Li and C.-H. Lee, "A deep neural network approach to speech bandwidth expansion," in *2015 IEEE International Conference on Acoustics, Speech and Signal Processing (ICASSP)*, IEEE, 2015, pp. 4395–4399.
- [9] M. Tagliasacchi, Y. Li, K. Misiunas, and D. Roblek, "Seanet: A multi-modal speech enhancement network," *arXiv preprint arXiv:2009.02095*, 2020.
- [10] A. Défossez, N. Usunier, L. Bottou, and F. Bach, "Demucs: Deep extractor for music sources with extra unlabeled data remixed," *arXiv preprint arXiv:1909.01174*, 2019.
- [11] J. Su, Y. Wang, A. Finkelstein, and Z. Jin, "Bandwidth extension is all you need," in *ICASSP 2021*, IEEE, 2021, pp. 696–700.
- [12] Q. Tian, Y. Chen, Z. Zhang, *et al.*, "Tfgan: Time and frequency domain based generative adversarial network for high-fidelity speech synthesis," *arXiv preprint arXiv:2011.12206*, 2020.
- [13] R. Yamamoto, E. Song, and J.-M. Kim, "Parallel wavegan: A fast waveform generation model based on generative adversarial networks with multi-resolution spectrogram," in *ICASSP 2020*, IEEE, 2020, pp. 6199–6203.
- [14] C. J. Steinmetz and J. D. Reiss, "Auraloss: Audio focused loss functions in PyTorch," in *Digital Music Research Network One-day Workshop (DMRN+15)*, 2020.
- [15] C. Hawthorne, A. Stasyuk, A. Roberts, I. Simon, C. Huang, S. Dieleman, *et al.*, "Enabling factorized piano music modeling and generation with the maestro dataset," *arXiv preprint arXiv:1810.12247*, 2018.