

# Static and Dynamic Jamming Games Over Wireless Channels With Mobile Strategic Players

Giovanni Perin and Leonardo Badia

**Abstract**—We study a wireless jamming problem consisting of the competition between a legitimate receiver and a jammer, as a zero-sum game with the value to maximize/minimize being the channel capacity at the receiver’s side. Most of the approaches found in the literature consider the two players to be stationary nodes. Instead, we investigate what happens when they can change location, specifically moving along a linear geometry. We frame this at first as a static game, which can be solved in closed form, and subsequently we extend it to a dynamic game, under three different versions for what concerns completeness/perfection of mutual information about the adversary’s position, corresponding to different assumptions of concealment/sequentiality of the moves, respectively. We first provide some theoretical conditions that hold for the static game and also help identify good strategies valid under any setup, including dynamic games. Since dynamic games, although more realistic, are characterized by an exploding strategy space, we exploit reinforcement learning to obtain efficient strategies leading to equilibrium outcomes. We show how theoretical findings can be used to train smart agents to play the game, and validate our approach in practical setups.

**Index Terms**—Wireless communications; Jamming; AWGN; Game theory; Zero-sum games; Reinforcement learning.

## I. INTRODUCTION

Jamming problems are a classic application of game theory to wireless communications [1]–[3]. The quintessential jamming scenario involves a zero-sum game played by two agents, i.e., a legitimate network user, acting as a maximizing player, and a jammer, being the minimizer of the receiver’s utility that depends on the transmission’s efficiency [4], [5]. Such utility, also called the value of the game, can be, for example, the available transmission rate over the channel, or, equivalently, the signal-to-noise plus jamming ratio (SNJR) in the case of additive white Gaussian noise (AWGN) channels following Shannon’s capacity formula.

More precisely, we consider a receiver R, located in the proximity of a transmitting access point (AP), the latter being stationary and non-strategic, i.e., not a player in the game. The objective of R is to receive communication from the AP with a high data rate, so as to make efficient use of the wireless channel. A jammer J is also present in the area, with the intent to disrupt the communication, so that R obtains the lowest possible communication rate. To pursue this goal, we assume

that J raises the noise floor of the ongoing communication, thereby causing jamming in the form of additional noise to R’s reception. This is a standard adversarial interaction that, from a game theoretic point of view, can be framed as a two-player zero-sum game [6]. Many jamming problems agree on this premise, yet they usually differ on what the actions available to the players are, which ultimately makes up for their strategic choices. Up to our best knowledge, most approaches for adversarial jamming focus on resource allocation, channel selection, or power control [2], [7]–[9]. In the literature, there are also variations on the technical premises of the communication scenario. For example, J may be assumed to possess more advanced jamming capabilities to disrupt R’s communications, such as eavesdropping or spoofing [7]. Also, a reverse situation happens in the case of *friendly* jamming, where J is a legitimate network agent that wants to disturb a malicious communication by R such as stealing data or communicating in a forbidden area [10], [11].

However, it seems that the aspect of node mobility is rarely addressed in the literature; there seem to be very few contributions discussing wireless nodes, either the jammer or the intended receiver, which are mobile. Sometimes the nodes can choose their position, but this is never changed afterward and kept as a static move or a Bayesian type [12], without any sort of dynamic update. This is somewhat surprising since next generation wireless systems strongly support terminal mobility, not to mention that the overall performance of the wireless channel capacity is heavily affected by movements of the users [13]–[15].

When wireless users experience a bad channel quality, their usual reaction is to move around and/or change position [16]. This still applies to the case of jamming. If the jamming nodes are not strategic, and receiving nodes are allowed to change position, they will try to move away from the areas with strongest jamming, as investigated in [17].

Compared to the case where the strategic aspects only relate to power control, assuming that the nodes also change position complicates the analysis, as many system parameters are affected. This increased complexity may explain why this problem is rarely addressed in the literature. Also, the movement of the nodes over time is better addressed through *dynamic* game. We remark that in this case the size of the problem rapidly explodes, since the number of involved strategies becomes prohibitive to be analyzed in closed form. However, one possible approach adopted in the recent literature is to use reinforcement learning (RL) as a tool to find game theoretic equilibria [18], [19]. After solving a strategic static interaction and proving analytical results about the gameplay even in more elaborate contexts, we will introduce different dynamic games

G. Perin and L. Badia are with the Dept. of Information Engineering (DEI), University of Padova, Italy. email: giovanni.perin.1@unipd.it, leonardo.badia@unipd.it

This manuscript is an extended version of reference [1] appeared as a conference paper at the IEEE 26th Int. Worksh. Comp. Aided Model. Design Commun. Links Netw. (CAMAD), 2021.

This work was supported by the RESTART Program, financed by the Italian government with the resources of the PNRR – Mission 4, Component 2, Investment 1.3, theme 14 “Telecommunications of the future.”

resulting from the strategic movements of the involved nodes. To solve them, we eventually adopt two RL methodologies, based on a classic tabular approach and deep reinforcement learning (DRL) [20], respectively. The setup also allows for additional aspects to be framed in the model such as imperfect information about the role of the players [21], their channel conditions [22], or their physical location [23], which may all be included so as to lead to different Bayesian games. As will be argued, a full-fledged Bayesian analysis is out of the scope of the present paper but can be seen as an extension of our findings. In the end, whatever the theoretic framework is used, strategic countermeasures are derived to be adopted against jamming. For the sake of tractability, we focus on nodes moving along a linear geometry. As discussed in the following, this allows for a simpler analytical formulation, while still keeping into account all the relevant aspects of any geometry, since in the end the computations of the SNJR can be related to the physical distance between the terminals [24]. Indeed, R wants to be as close as possible to the AP while at the same time escaping J, which can instead be considered as chasing R [1]. Thus, we remark that the extension to more sophisticated two or three dimensional geometries would be immediate, and especially, it would not make a great conceptual difference if RL techniques are used in the end. For this general scenario, we study at first a static version that, in spite of its apparent conceptual simplicity, actually allows for the derivation of non-trivial results that serve as the basis of more complex strategic setups. After this, we extend the analysis to derive three different dynamic games. In the first formulation, nodes move by dynamically changing their placement, which is done *sequentially* with perfect and complete information about each other's locations, and individual payoffs are cumulated after each player's move. In the second version, we iterate *simultaneous* changes of positions by both players, which makes it a game of imperfect but complete information. Finally, we consider a third and last dynamic game, where each player has *imperfect and incomplete information* about the opponent's position, it just observes the propagation environment, and therefore the perceived channel capacity changes as a consequence of the other player's location.

For dynamic games, the size of the strategy space and the conceptual difficulty of deriving them in full detail makes it prohibitive to formalize a closed-form solution of the game. Yet, we are able to identify general principles of strictly dominant strategies, which are rigorously proven, and may serve as a guideline for intelligent agents. Moreover, we adopt an adversarial RL approach to identify the Nash equilibrium (NE) strategies through (deep and non) Q-learning with  $\epsilon$ -greedy exploration-exploitation [25]. Finally, we present numerical results that confirm a good match with the theoretical principles and hint at possible further investigations.

The rest of this paper is organized as follows. In Section II we present the scenario and the mobility model that the nodes use to play. Section III details the game-theoretic analysis for the static case, which is further extended in Section IV to three different dynamic games and their solution via RL. Section V presents the performance evaluation and, finally, Section VI concludes the paper.

## II. PHYSICAL ENVIRONMENT AND GAME SCENARIOS

We consider a wireless receiver R interested in receiving transmissions from an AP, while a jammer J plans to disrupt this communication by causing additional noise to R's reception. We consider both R and J as mobile nodes that strategically choose their positions, as rational players in a game. For a precise formulation of the game, we start by describing the environment where R and J are placed and move. Subsequently, we consider the wireless channel representation, in particular focusing on the key points for our game theoretic analysis. Indeed, we remark that the required input for a game theoretic formalization is the availability of the main monotonic trends, such as certain positions being more favorable than others, rather than precisely quantifying the propagation model for any single coordinate. Indeed, game theory interprets the comparison of possible outcomes in an *ordinal* meaning, rather than cardinal, which is also expressed by the usage of the NE, i.e., a joint strategic choice from which no player wants to deviate, as the solution concept [26]. To introduce rationality in wireless nodes playing a jamming game, it is not required to assume they know the channel conditions of every single position in the scenario, which can be seen as unrealistic, rather they can just have a good estimate of how the channel gain and the interference change as they move around [4]. We conclude this section by providing examples of technical scenarios where our analysis would be realistic. This is not meant to limit the scope of our investigation to some technologies and environments but to prove that our analysis is indeed related to concrete instances of network interactions.

### A. Environment Layout

We focus on a terrestrial scenario, thus implying that R and J stay on the ground. An extension to drones or devices capable of moving alongside a vertical coordinate can be envisioned in future investigations, but it would not be conceptually different. Actually, even though they are moving on a surface, R and J's positions can be represented in polar coordinates  $(\rho, \vartheta)$  with the origin in the location of the AP [27]. It is immediate to remark that, while the distance from the AP  $\rho$  concretely influences the SNJR perceived by the devices, the angle  $\vartheta$  just implies a rotational symmetry of the positions. Motivated by this reasoning, in this paper we limit the investigations to a linear geometry, which means that all nodes can occupy positions on a positive coordinate  $\rho$ , taken as the only parameter of interest. This model, which would be perfectly appropriate for nodes placed alongside a road [15], still allows for a description containing all the relevant aspects to our analysis, namely the ability for the players to change position. While using a single coordinate offers the advantage of notation simplicity, we will see that the resulting setup already attains a complexity that makes it challenging enough. Also, our findings can be expanded to more general geometries (e.g., with more directions available). Such an extension can, for example, explore the choice of an angle  $\vartheta$  alongside the value of  $\rho$  for both players, but overall the analysis would not be affected, especially if the positions available to the

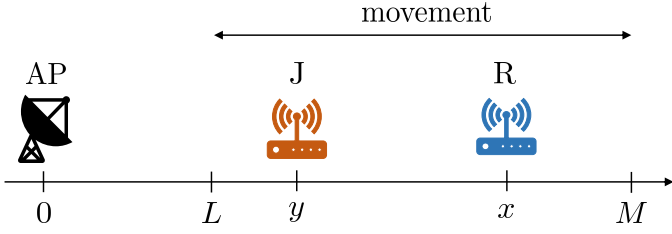


Fig. 1: Graphical representation of the considered game, with the access point located at the origin. Players J and R can move between  $L$  and  $M$ .

nodes are just evaluated from a quantitative perspective of their physical propagation conditions.

Thus, we consider a half-line starting from an origin  $\rho = 0$ , where three devices are placed. The first one is the stationary AP, acting as a transmitter and not controlled by any player. The AP is placed in the origin, i.e., position  $\rho = 0$ , which is in turn forbidden for the other nodes to take. The second and third nodes in the geometric placements are a receiver R and a jammer J, each of them controlled by a rational agent that determines the position, denoted as  $\rho_R = x$  and  $\rho_J = y$ , for R and J, respectively. To put a limit on the region where R and J can be placed, we take both  $x$  and  $y$  as values in the positive coordinate between a minimum value  $L$  and a maximum value  $M$ , with  $0 < L < M$ . Thus, both R and J can be placed within the segment  $[L, M]$  and never too close to the transmitter. Fig. 1 depicts the scenario. Naturally, this is only one of the possible choices for the region where R and J can be located; for example, the region available to the jammer could be further restricted. Nevertheless, all of the conclusions drawn in the following can be promptly extended to other scenarios where the ranges of positions available to the players are different, and specifically, not identical to one another.

For what concerns propagation, we assume a narrowband AWGN wireless channel between the AP and R, with bandwidth  $B$ , on which J can cause additional noise at the receiver's end. Thus, R experiences a data rate quantified through Shannon's capacity as  $C = B \log_2(1 + \Gamma)$  where  $\Gamma$  is the SNJR computed as

$$\Gamma = \frac{g_R P_{\text{tx}}}{\nu_0 + g_J P_J} \quad (1)$$

with terms  $P_{\text{tx}}$  and  $P_J$  being the powers transmitted by the AP and the jammer, respectively, while  $g_R$  and  $g_J$  are gain terms between the AP and R, and the jammer and R, respectively, and  $\nu_0$  is a noise term.

We apply this physical setup to different games where the set of players always consists of R and J, treated as having contrasting objectives, which is captured by all the games being *zero-sum* [2], [6]: the *value* of the game is defined as the channel capacity, so that player R has utility  $u_R = C$ , while J has utility  $u_J = -u_R = -C$ . This means that R strives for a position pair  $(x, y)$  that maximizes the channel capacity  $C$ , while J wants to minimize it. If this happens, we can simplify the equations related to the telecommunication scenario by observing that, in game theory, utility functions just represent

the preferences of the users but have no strict specific physical meaning in themselves. Thus, certain monotonic rescaling would leave the preferences unaltered since they still respect the principle that the higher the utility, the more preferred the outcome. Especially, if the utility transformation is a linear rescaling, also the set of mixed NEs found is the same in the transformed utilities [26].

In the following, we first obtain two general results valid with and without noise (Theorems 1 and 2). Then, we set the noise term  $\nu_0 = 0$ , which is reasonable as the jamming effect is expected to be preponderant, and ignore the bandwidth  $B$  and the differences between the transmitted powers  $P_{\text{tx}}$  and  $P_J$ , which only cause a proportional rescaling of the capacity. Under these assumptions, we are left with a value that is a logarithmic function of  $\log_2(1 + \Gamma)$ , therefore we can exploit the equivalence  $\log(1 + a) \sim a$  for small  $a$ . After another proportional rescaling due to the change of base for the logarithms, we ultimately obtain that the value of the game just depends on the SNJR, which boils down to the ratio between  $g_R$  and  $g_J$ , and can be related to the games' positions  $x$  and  $y$  as

$$\text{value} = u_R = -u_J = \frac{|x - y|^\alpha}{x^\alpha}. \quad (2)$$

This is not surprising, and actually, this same framework can be used for other metrics of interest beyond the capacity  $C$ . For example, in [4] a similar approach is taken to support a latency-based analysis, since, when the value of the SNJR is small, it is inversely proportional to the latency. With these assumptions it is possible to obtain the closed-form results of Theorem 3. We also discuss what happens when the noise is not neglected in Remark 1 and provide more insights with the results of the dynamic games in Section V-E.

Some remarks are now in order. First of all, more complex propagation models can be employed, but this would only make the analysis more complicated, while the meaning of the communication performance would still be valid on average. Moreover, the dependence on  $\alpha$  is also marginal, since it will not alter the ordinal meaning of the utilities. Other results [12], [23] in the field of games with variable positions of the users hint at this principle by confirming it numerically. For the sake of choosing a value, in the following, we will most often refer to the case  $\alpha = 2$ , which would correspond to a free-space propagation. However, it will be clear that the obtained results are more general, and we emphasize that the closed-form results in the analytical formulation actually do not depend on the numerical value of  $\alpha$ .

### B. Application to IEEE 802.11p

A strong application case of the proposed framework relates to vehicular networks. The IEEE 802.11p standard, working in the (5.850 - 5.925) GHz subband [28] can be considered as a good example of a communication scenario where nodes are inherently mobile and are required to exchange dedicated short-range communication (DSRC) messages for traffic assistance. In this context, cooperative awareness messages need to be exchanged to gain information about traffic context and enable vehicle support such as avoiding congestion and

reducing accidents [29]. In the context of autonomous vehicles, this is envisioned to enable safe navigation throughout an urban environment [30]. However, it would be extremely easy for a malicious jammer to cause interference to the related communication exchanges even without particularly sophisticated hardware. For example, the IEEE 802.11ac technology can use extended WiFi channelization at 5GHz, spanning over the ISM band, which can cause interference to IEEE 802.11p [31]. Thus, an intentional jammer may easily jeopardize the communications of the legitimate receiver by simply raising the noise floor and impeding reception using commercial equipment, which is precisely our context.

According to the usual dimensioning of these networks in practical on-field evaluations (see for example [29], [32]) we can argue that our analysis neglecting the presence of noise fits well a vehicular scenario where the distances that the mobile nodes can span is around 1000 m if the line of sight (LoS) is available, and a fifth of that in a non-LoS scenario. Thus, we can think of applying our analysis with parameters such as  $L = 10$ ,  $M = 1000$  meters and using exponents  $\alpha = 2$  and  $\alpha = 3$  for LoS and non-LoS, respectively. In Fig. 2 we show the model obtained from the approximation of (6) when J is in its optimal position  $j^*$  (see Section III). The realistic vehicular scenario is obtained for IEEE 802.11p with the presence of log-distance correlated shadowing ( $\sigma_{\text{LoS}}^2 = 3$ ,  $\sigma_{\text{nonLoS}}^2 = 4$ ) and a noise floor  $\nu_0 = -101$  dBm (obtained using  $B = 20$  MHz, proper of the protocol, and the normalized noise floor  $\nu_B = -174$  dBm/Hz at environment temperature). The transmission powers of the AP and the jammer are  $P_{\text{tx}} = P_J = 23$  dBm. As can be seen, for  $\alpha = 2$  the proposed model is able to capture the average behavior of the environment across the whole considered span. In non-LoS conditions, with a higher path loss exponent, the model is reasonably valid until a distance of about 200 m, in correspondence of the maximum present considering the action of the noise. After this value, the receiver's payoff starts to decrease because the noise floor has a comparable impact with the interference caused by the jammer (which has reduced due to the distance). In this latter case, one should consider smaller values of  $M$  to obtain consistent results.

These considerations are not limited to vehicular scenarios but also hold, albeit with slightly different models in terms of timescale, speed, LOS vs. non-LOS propagation, to a wide array of networks exploiting RF communication [24], mmWave [33], satellite-aided positioning [34] or underwater acoustic [12]. Moreover, they still apply, to some extent, if the set of available positions is limited [35] and/or the legitimate network agents can approach the jammer to stop it [36].

### III. STATIC GAME ANALYSIS

First of all, we study a static version of the game, where R and J just choose, independently and unbeknownst to each other, a location in  $[L, M]$  and stay there forever. This game does not involve any mobility, but the free choice of the location sheds light on how R and J are supposed to behave in a mobile scenario. The framework of a static game is overall tractable, as it can be categorized as a zero-sum game on

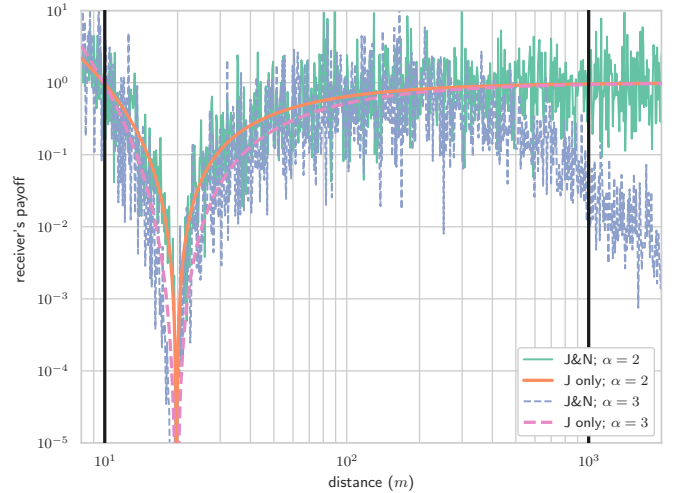


Fig. 2: Model used and its relation with a realistic scenario. The black vertical lines denote the values of  $L = 10$  m and  $M = 1000$  m.

the unit square with polynomial utilities [37], according to the eventual formulation of the value in (2). It follows that analytical conclusions can be drawn if we formalize a static game  $\mathcal{G}_0$  as follows: the set of players is R and J; their action set consists of the interval  $[L, M]$ , in which they both make a unique simultaneous choice; the final utility is the value of the game as per (2), according to a zero-sum setup, with general path loss exponent  $\alpha \geq 1$ . We can obtain the following results in closed form.

**Theorem 1.** *In game  $\mathcal{G}_0$ , the best response of the jammer to the belief that player R is choosing a pure strategy is to choose the same strategy as R. Also, player R cannot play a pure strategy at a NE. Hence, any NE must be mixed from R's side.*

*Proof:* See Appendix A ■

**Theorem 2.**  *$\mathcal{G}_0$  admits a single NE, where J chooses  $y = j^*$  with  $L < j^* < M$  with probability 1. Instead, R plays a mixed strategy consisting of playing only the extreme coordinates.*

*Proof:* See Appendix B ■

**Theorem 3.** *When the noise term  $\nu_0$  tends to 0, the single NE of  $\mathcal{G}_0$  corresponds to J choosing  $y = j^* = 2LM/(L + M)$  and R playing a mixture of  $x = L$  with probability  $p^* = L/(L+M)$  and  $x = M$  with probability  $1-p^* = M/(L+M)$ . The value at the NE is  $u_R^* = [(M - L)/(M + L)]^\alpha$ .*

*Proof:* See Appendix C. ■

Hence, it turns out that the best strategy for R is to choose a mixed strategy with a combination of the extreme locations  $L$  and  $M$ , to which the best response by J is to place itself in a specific intermediate position in the  $[L, M]$  interval. In the context of a static game, this mathematical result is also justified by the adversarial setup. Since the receiver tries to be as far from the jammer as possible, the best positions are the extreme locations  $x = L$  and  $x = M$ . However, since choosing

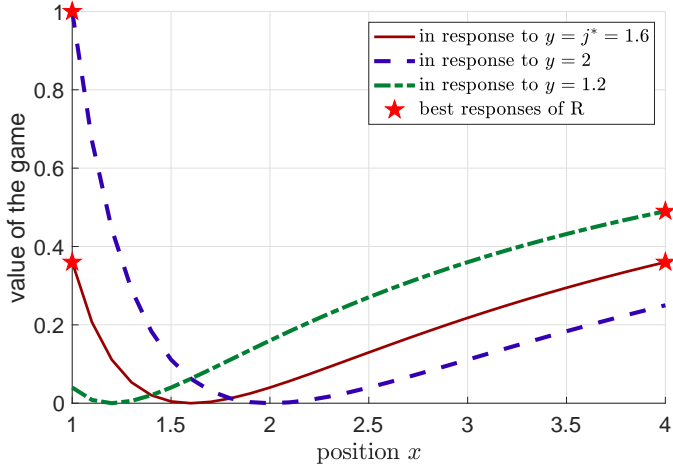


Fig. 3: Value of the game  $u_R$  versus the position  $x$  chosen by the receiver R, for various positions  $y$  of the jammer J.

either of them with certainty is clearly disadvantageous, R must better randomize between them, and as a result, J chooses an intermediate position to cover both situations.

A graphical visualization of Theorem 3 is shown in Fig. 3, where we plot the value of the game depending on the choices of the players. It is shown that J's choices of  $y < j^*$  and  $y > j^*$  imply R's best response to being  $x = M$  and  $x = L$ , respectively, while  $y = j^*$  sets R's indifference between them and also causes the overall lowest value, thus making it J's preferred choice.

The situation slightly changes in the presence of noise. We present the result in the following remark.

**Remark 1.** *The single NE of  $\mathcal{G}_0$  in the presence of noise corresponds to J choosing  $y = j_{\text{noise}}^* < j^*$  and R playing the mixed strategy  $x = pL + (1-p)W$  for some  $0 < p < 1$ , and where*

$$W = \operatorname{argmax}_{L < x \leq M} u_R(x, j_{\text{noise}}^*).$$

*In general, the computation of  $W$  requires to resort to numerical methods. The practical counterpart of this remark is that the presence of the noise makes positions farther from the AP less attractive for R. Reacting to this, J will choose a position closer to the AP, i.e.,  $y = j_{\text{noise}}^* < j^*$ . R's best response, according to Theorem 2, must be a mixed strategy playing opposite coordinates. The receiver no longer moves within  $[L, M]$  but within  $[L, W]$ , i.e., with a possibly tighter upper bound ( $W \leq M$ ). To visualize this, refer to Fig. 2: in the case with noise and  $\alpha = 2$  (green solid line), we have  $W = M$ ; on the other hand, when  $\alpha = 3$  (blue dashed line), the maximum  $W$  in R's payoff is observed before reaching  $M$  ( $W < M$ ).*

As a further result, we confirm that a similar situation still holds even when the choices of the players are not simultaneous. This corresponds to what in game theory is known as a Stackelberg game [19], [38], i.e., one player moves first, making the move public to the second player that act with full knowledge on it.

If we consider a Stackelberg version of  $\mathcal{G}_0$ , i.e., a version with sequential revealing choices, the first player to move is called the *leader*, and the second is the *follower*. Then, the following theorem holds.

**Theorem 4.** *Consider a Stackelberg version of  $\mathcal{G}_0$  with  $\nu_0 \rightarrow 0$ . The following results hold.*

- i) *When J is the leader, J's best response is to choose  $y = j^*$ , while R's best response is any linear combination  $x = pL + (1-p)M$ , with  $0 \leq p \leq 1$ . As a consequence, the NE described in Theorem 3 is also a Stackelberg equilibrium for game  $\mathcal{G}_0$ .*
- ii) *When R is the leader, the resulting Stackelberg equilibrium is also the same as the NE only if R is allowed to choose a mixed strategy. In pure strategies, the maximin of player R (and the minimax of player J) is 0.*

*Proof:* See Appendix D. ■

The analysis of the Stackelberg equilibrium reveals what happens if the moves are not simultaneous but rather players somehow reveal their decision after making them. It turns out that the scenario is advantageous for the jammer, as the same NE is achieved even when its position is revealed. In other words, even if R discovers that there is a jammer located at  $j^*$ , it has no effective countermeasures that improve over the NE. Conversely, if R's position is disclosed (as a pure strategy), J obtains a significant advantage as it obtains the best possible value (from a minimizing perspective) by choosing that position as well.

In practical scenarios, there are further advantages for the jammer. For example, J's best choice  $j^*$  is robust to variations of  $L$  and  $M$ . Also, choosing a mixed strategy whose support consists of  $x = L$  or  $x = M$  may not be realistic for R, as it implies that R can choose either side of a long road at will. If R actually chooses one location by moving towards it through subsequent steps, this is more convenient for a strategic jammer. Indeed, J could consider even improving over  $j^*$  by moving toward R, since, (see again Fig. 3) despite it being the best static response, once J knows whether R chose to play  $x = L$  or  $x = M$ , it can move toward the very same position and R is cornered. Another consideration, which can be exploited in the analysis of incomplete information scenario, can be obtained by setting different values of  $M$ . This shows another strategical advantage of the jammer, as the value of  $j^*$  as per Theorem 3 tends asymptotically to  $2L$  as  $M \rightarrow \infty$ . This means that, even if R is allowed to move very far, J can minimize the value by always choosing a position between  $L$  and  $2L$ . All these reasonings strongly support the need for a further analysis involving dynamic games, which is performed in the next section. Also, we argue that our findings possibly cast some doubts over the validity of most of the literature where game-theoretic approaches are just considered in a static context, whereas, as will be shown next, dynamic games develop very differently.

#### IV. DYNAMIC GAMES

We now move to consider a dynamic setup where players are allowed to subsequently change their position. For



tractability reasons, we take a similar approach to most investigations in the literature on dynamic games, i.e., we consider a discrete state space [26]. Thus, we assume that  $N$  positions are available to the mobile nodes, within extremes  $\rho = L$  (closest to the AP) and  $\rho = M$  (furthest), all equally spaced. The positions are quantized with a step  $\Delta = (M - L)/(N - 1)$ . Depending on the value of  $N$  and the physical size of  $L$  and  $M$ , we can also define a different extent of the mobility pattern. In the following, we will assume that the players are allowed to move up to  $S$  steps in both directions from their current position (provided they do not go beyond the borders). Clearly, the choice of  $S$  involves a tradeoff as setting it to any value greater than or equal to  $M - L$  implies that the nodes can change their position at will. Also, in [1], we set  $S = 1$ . To further extend the results, we will also discuss the situation  $S = 2$  in this paper. When we investigate a dynamic setup, we can obtain several different formulations of the game, especially revolving around the order of movement of the players, which can be either sequential or simultaneous, and the information about the opponent's position. Formally, they can be represented as Markov decision processes (MDPs), i.e., discrete-time control processes constituted by the tuple  $(\mathcal{S}, \mathcal{A}, \mathcal{P}, \mathcal{R})$ , whose elements correspond to the sets of states, actions, transition probabilities, and rewards, respectively. The transition probabilities are the target values to learn by maximizing the average returned reward. Thus, we formalize three dynamic games, whose common features are i) the reward  $\mathcal{R}$ , which is given according to the utility function of R and J (Eq. (2)), and ii) the action set  $\mathcal{A}_S$ , which depends on the value  $S = \{1, 2\}$ . Specifically,

$$\mathcal{A}_S = \begin{cases} \{\text{stay, move right, move left}\} & \text{if } S = 1, \\ \mathcal{A}_1 \cup \{\text{move right 2, move left 2}\} & \text{otherwise} \end{cases} \quad (3)$$

The three games change based on the information set that is available for the decision making procedure or for the order of play. They differentiate in the following way.

*Game  $\mathcal{G}_1$ :* players move sequentially, i.e., taking turns with alternating moves. They start from a uniformly random position and the first player to move is also chosen at random. After each move, the player collects its payoff for that round. Players are always informed of each other positions, so the state of the game is  $\mathcal{S}_1 = (x_t, y_t)$ , and it can be seen as a common type of the players [26]. Thus, this is a dynamic game of complete and perfect information.

*Game  $\mathcal{G}_2$ :* similar to the previous case in that the positions are known to both players and they start from a position chosen at random. However, moves are now simultaneous, which can be alternatively seen as the information set of each player  $i$  at time  $t$  comprising the positions of both players up to time  $t - 1$ , but only that of player  $i$  at time  $t$ , while the current position of the opponent  $-i$  is not distinguishable, i.e.,  $\mathcal{S}_2 = (x_t, y_{t-1})$ . After each move, both players collect their payoff for that round. Compared to the previous case, this is a game of complete but imperfect information, since positions are eventually known, but at each turn the move of the adversary is not disclosed immediately.

*Game  $\mathcal{G}_3$ :* the players have no information on the position of the opponent at any past, present, or future time, namely,

$\mathcal{S}_3 = x_t$ . Thus, this is a game of incomplete information [26]. Even though the order of moves is kind of irrelevant here, just to set the ideas we assume that they play simultaneously as per  $\mathcal{G}_2$ . Importantly, while the position of the opponent is not known, the fact that there is an opponent and must be in a specific position between  $L$  and  $M$ , and it can move one step at a time, and propagation effects are as described in Section II are all common knowledge among the players. From the point of view of the following analysis, this scenario is configured as a partially-observable system [15].

The space complexity of these games is too high for a precise closed-form representation. For example, the exact definition of the strategies for each player would involve to track the entire past history of the game, whose representation will immediately explode. Also, tie-breaking criteria would be required, which result in a very heavy formalization. Yet, we can characterize some strategy classes such as ‘‘approaching’’ or ‘‘escaping from’’ (i.e. moving in the opposite direction of) the other player, with intuitive meaning. Accordingly, we can formalize some general principles, formalized by Theorems 5 and 6 below.

**Theorem 5.** *If R's position is known to J, ‘‘escaping’’ is a strictly dominated strategy for J.*

*Proof:* See Appendix E. ■

**Theorem 6.** *If R's position is unknown to J, the class of strategies where J stays between  $y = L$  and  $y = 2L$  guarantees to attain an upper bound on the value as  $u_R \leq 1$ , regardless of R's actual position and/or the value of  $M$ .*

*Proof:* See Appendix F ■

This latter theorem implies that, in the case of unknown positions (and especially if the boundaries of the available positions are not well known to the players), J ought to stay in  $[L, 2L]$  (i.e., at relatively low coordinates), since R is expected to move far from  $x = L$  and toward  $x = M$  instead, because R wants to move away from the jamming.. Overall, this can be a useful building block for a practical strategy to play in the case of incomplete information. However, this does not exclude an exploration component for J's moves, to further locally reduce the value.

Beyond these formal findings, for tractability reasons, it may be convenient to take an alternative approach beyond that of purely analytical computations to assess how the system behaves in dynamic cases. Specifically, we resort to reinforcement learning [20] to investigate an adversarial scenario involving players R and J as the learning agents. We assume the two agents learn their policy concurrently, and the three different cases  $\mathcal{G}_1$ – $\mathcal{G}_3$ , are considered. Q-learning with  $\epsilon$ -greedy exploration-exploitation policy is used to train the agents' policies online. Specifically, the algorithm relies on the Bellman recursive update of the so-called state-action value function

$$Q(a_t, s_t) = (1 - \ell) Q(a_t, s_t) + \ell \left( r + \gamma \max_a Q(a, s_{t+1}) \right) \quad (4)$$

where  $s \in \mathcal{S}$  and  $a \in \mathcal{A}$  are the observed state of the system and the action chosen by the agent, whereas  $t$  refers to the time

index,  $\ell$  is the learning rate, and  $\gamma$  the discount factor accounting for the relevance of the future. Both players, hence, keep a table where they update this function, which corresponds to the expected long-term reward of taking action  $a_t$  while in state  $s_t$ . Note that, besides the divergence between simultaneous and sequential moves, the three analyzed cases differ also because of the input state information. In games  $\mathcal{G}_1$  and  $\mathcal{G}_2$  the state for each agent is the tuple  $(x, y)$  (complete information), while the input in game  $\mathcal{G}_3$  (incomplete information) is represented by either element of the position pair, the one corresponding to the position of the moving player.

Since the general goal of the players is to maximize their own payoff, their best policy is to choose the action maximizing the  $Q$ -function in a certain state, i.e.,

$$a_t^* = \operatorname{argmax} Q(a, s_t). \quad (5)$$

Motivated by this, one can define the state value function, which corresponds to the average long-term reward obtained following the best policy in a given state, i.e.,

$$V(s_t) = \max_a Q(a, s_t). \quad (6)$$

Rule (5) is named *greedy* policy. However, because the agent must also *explore* the environment's responses, it is convenient to add a certain amount of random behavior. Hence, an  $\epsilon$ -greedy policy uses (5) to select the action with probability  $1 - \epsilon$ , and picks a random action otherwise (prob.  $\epsilon$ ). Possibly, the value  $\epsilon$  is decayed over time, as it is more important to explore the environment at the beginning. The considered task is made challenging by the presence of an opponent which modifies the environment's response in a non-stationary way, as it concurrently learns its policy. While several works, exploiting both traditional and deep RL, have shown that Q-learning can be outperformed by more complex algorithms in adversarial contexts modeled through Markov games [25], [39], we chose it for its simplicity, providing evidence, in Section V-B, that it is good enough for reaching convergence in a proof-of-concept scenario. Besides, we evaluate also a more advanced dueling deep Q-network (DDQN) [40] approach that uses a neural network (NN) to approximate the Q-function as

$$Q(a, s_t) = V(s_t) + A(a, s_t), \quad (7)$$

where  $A(a, s_t)$  is the *advantage* value of taking action  $a$  in state  $s_t$ . While it is known that deep reinforcement learning (DRL) is not ensured theoretically to converge, empirically good performance has been shown for scenarios like ours, as well as an enhanced capability in handling high dimensional problems. We, therefore, apply this approach to deal with more complex scenarios where the state-action space is larger.

## V. NUMERICAL RESULTS

Since the static game  $\mathcal{G}_0$  (even in a Stackelberg version) is fully characterized through Theorems 1–4, we can limit the practical evaluations to the dynamic games  $\mathcal{G}_1$ – $\mathcal{G}_3$  that offer less immediate conclusions. In the following subsections, we discuss the settings and the obtained practical results.

### A. Scenario settings

We investigate the dynamic games  $\mathcal{G}_1$ – $\mathcal{G}_3$  in a scenario with discrete positions in the range  $[L, M] = [10, 50]$ . Specifically, we take  $N = 9$  positions in  $\{10, 15, \dots, 50\}$  and step  $\Delta = 5$ . We assume that the nodes can move of at most  $S = 2$  positions in either direction. Under these numerical assumptions, there are  $N^2 = 81$  possible states when players act in the joint space (namely,  $\mathcal{G}_1$  and  $\mathcal{G}_2$ ), and  $N = 9$  states for  $\mathcal{G}_3$ . Throughout the simulations, we set  $\alpha = 2$  to obtain a consistent model with realistic communications according to what was said in Section II. Moreover, there are 5 available actions for  $\rho \in \{L+2\Delta, \dots, M-2\Delta\}$ , i.e., stay still, and move left or right of one or two positions (if  $S = 2$ ), unless the position is close to the border values, with obvious limitations (i.e., in  $\rho \in \{L, M\}$  there are only 3 moves available, and 4 for  $\rho \in \{L+1, M-1\}$ ). This means that each player has to explore up to 1521 values in the joint space, and 39 values, instead, in the case  $\mathcal{G}_3$  with incomplete information. The simulation environment is run for  $1.5 \times 10^6$  iterations, with discount factor  $\gamma = 0.99$  and learning rates  $\{10^{-4}, 5 \times 10^{-2}, 10^{-2}\}$  for games  $\mathcal{G}_1$ ,  $\mathcal{G}_2$  and  $\mathcal{G}_3$ , respectively, in the case of the classic Q-learning approach. A learning rate of  $10^{-4}$  is instead used for the NN. An  $\epsilon$ -greedy policy is adopted decaying the value of  $\epsilon$  according to a hyperbolic cosine function until the minimum value of  $\epsilon_{\min} = 0.01$ .

### B. Stability convergence

In Fig. 4, the receiver's instantaneous reward of games  $\mathcal{G}_1$ – $\mathcal{G}_3$  with  $S = 1$  is plotted as a function of time (iterations) for the three cases. The plot shows post-processed values after a moving average (MA) filtering, using a window of size  $W = 5000$ . As stated before, the three curves stabilize, which provides evidence of convergence towards a stable solution: this happens at around mid-simulation for complete information games ( $750 \times 10^3$  iterations). Game  $\mathcal{G}_3$  instead shows an oscillatory behavior where each of the players adapts to the strategy of the opponent. This is due to the non-stationarity of the environment: the players change mutually the distribution of their reward with their moves, unknown to the opponent. Formally, this scenario can be modeled as a partially observable Markov decision process (MDP). Specifically, if the opponent's position is unknown, J is the first player to find a near-optimal policy, while R learns its best response as a consequence. Therefore, a minimum is observable at around iteration  $800 \times 10^3$ . Moreover, among the three cases, the one with incomplete information is the most advantageous for R, as J does not know R's position, and is therefore prevented from following it closely, see Theorem 6. On the other hand, the simultaneous game with complete information is advantageous for J, because it knows R's position and can forecast its moves, keeping always close to it. The sequential game with perfect information places itself in the middle: J observes R's position but can only move reactively, thus allowing for a slight improvement in terms of payoff for R.

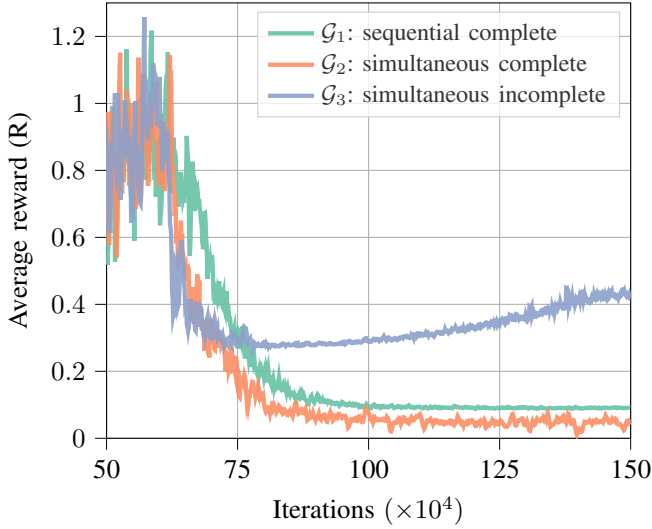


Fig. 4: Receiver’s average reward of the tabular Q-learning in the three cases. The result is filtered with a moving average of width  $W = 5000$  samples.

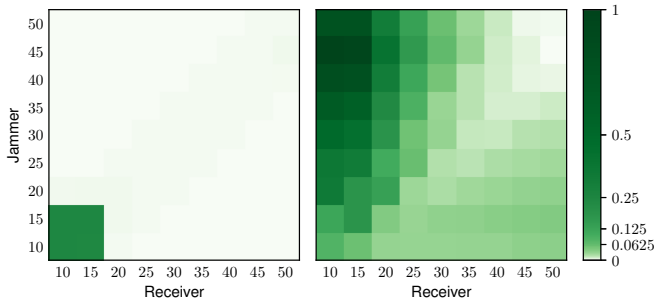


Fig. 5: Game  $\mathcal{G}_1$ , sequential game with perfect and complete information. Joint probability for R and J to find themselves in position  $(x, y)$  (left). State value function of R, i.e., expected long-term reward starting from state  $(x, y)$  (right).

### C. Players policies in the three dynamic games

The logarithmic heatmaps of Figs. 5 and 6 show, on the left, the joint probability of finding R and J in positions  $x$  and  $y$ , respectively, and, on the right, R’s state-action value function (6) normalized in  $[0, 1]$ , for the complete information games with sequential ( $\mathcal{G}_1$ ) and simultaneous moves ( $\mathcal{G}_2$ ), respectively. The sequential game  $\mathcal{G}_1$  presents a simple equilibrium: R “bounces” between positions of index 1 and 2, while J can only follow it reactively, see Fig. 5. This means that 50% of the times, R will be prevented from transmitting (when it is caught by J), but the remaining 50% of the times it is allowed to transmit close to the AP. This translates into a payoff of 13/144 for R with the chosen distances. In this case, the learned state-action value function is a coarse approximation of the real one because the players learn quickly the optimal policy without needing to explore the environment. Now, we consider  $\mathcal{G}_2$ , where, instead, the players move simultaneously. As it can be seen from the state-action value function of Fig. 6 (here approximated with a higher resolution), R’s favorite states are the ones where it is far from J, i.e., when J is close to

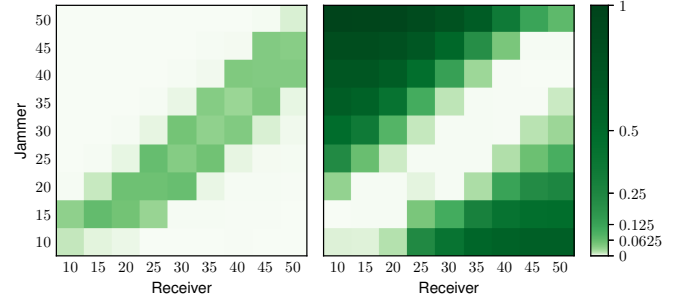


Fig. 6: Game  $\mathcal{G}_2$ , simultaneous game with complete but imperfect information. Joint probability for R and J to find themselves in position  $(x, y)$  (left). State value function of R, i.e., expected long-term reward starting from state  $(x, y)$  (right).

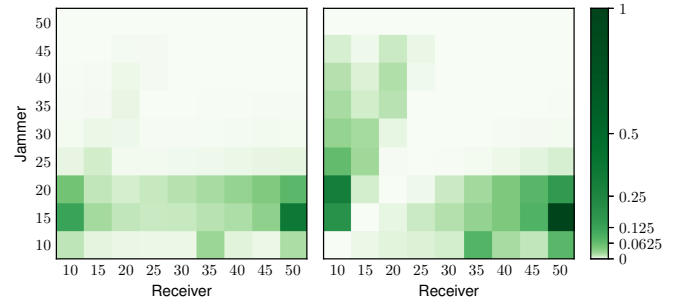


Fig. 7: Game  $\mathcal{G}_3$ , simultaneous game with imperfect and incomplete information. Joint probability for R and J to find themselves in position  $(x, y)$  (left). Expected instantaneous reward, weighted by the joint position probability (right).

$L$  and R is close to  $M$  or vice versa. However, since J knows R’s position, it forces R to visit the complementary states to its favorites (figure on the left). This confirms the very low average payoff reached by R in these conditions: concerning the sequential game analyzed previously, the payoff is about halved (Fig. 4).

Finally, in Fig. 7, the game  $\mathcal{G}_3$  with simultaneous moves and incomplete information is considered. The long-term value of a state cannot be represented anymore, because the game is not intended for a joint space, and the  $Q$  value is only a function of  $x$ , and not of  $y$ . Therefore, together with the joint probability of the position pair  $(x, y)$ , the expected instantaneous reward is plotted, i.e., R’s payoff in state  $x$  while J is in state  $y$ , weighted by the probability that R is indeed in  $x$ . Since J does not know R’s position, it more often chooses to be close to the AP, to prevent R from being there too, coherently with Theorem 6. As visible from the heatmap on the left, J lingers mostly around 15-20 meters from the AP, a result consistent with J’s optimal position according to the outcome of the static game. Consequently, R learns that it must stay away from J, going toward the opposite side of the geometry, or very close to the AP, which gives a very similar payoff, with almost equal probability. This is also consistent with the optimal strategy for R: playing either  $L$  or  $M$ .



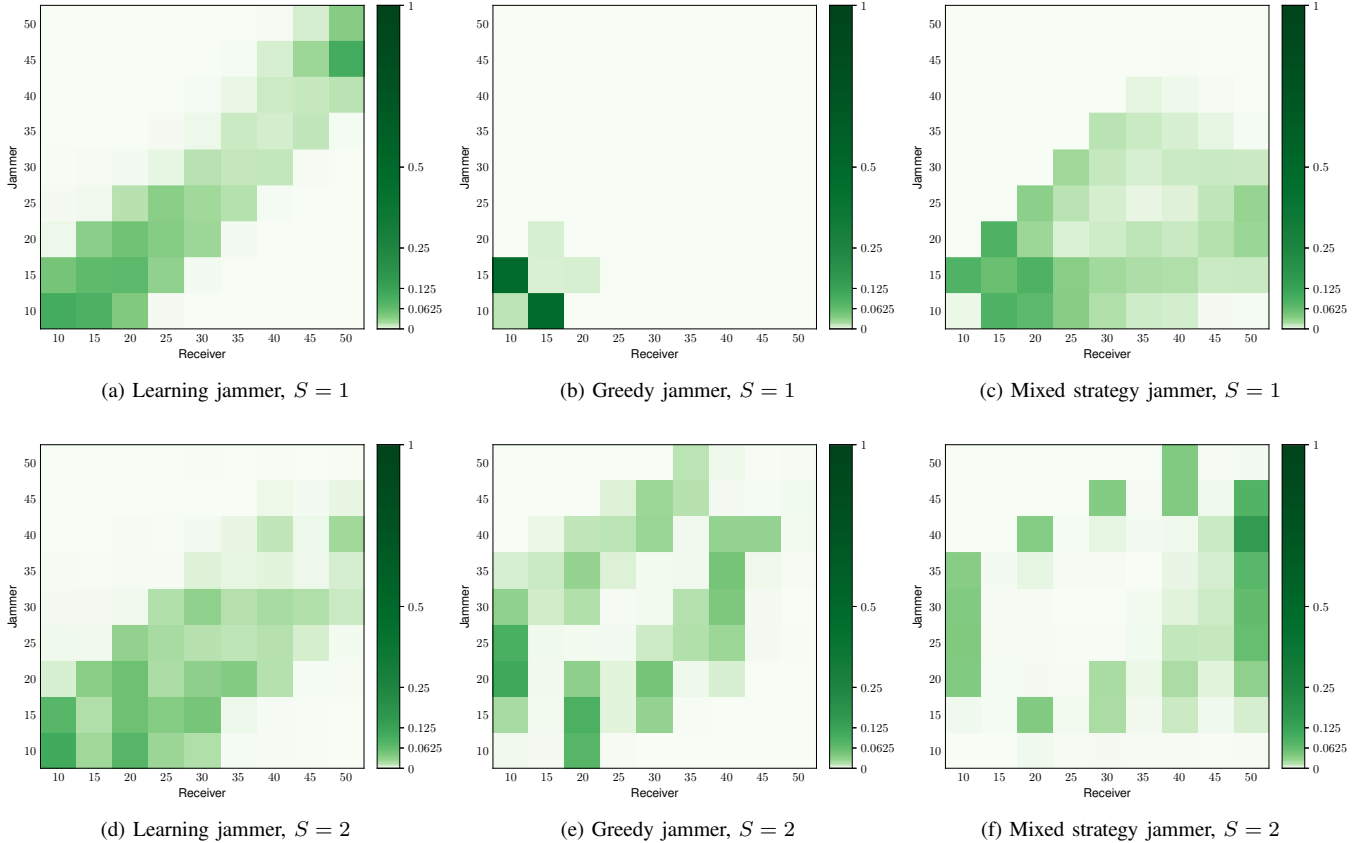


Fig. 8: Deep RL-based policies for game  $\mathcal{G}_2$  under different jammer behaviors.

#### D. Deep RL-based policies for game $\mathcal{G}_2$

In this section, the use of the DRL approach is applied to game  $\mathcal{G}_2$  in various contexts. Specifically, we i) explore what happens when  $S = 2$  and ii) verify the learning behavior of player R when J follows greedy policies driven by Theorem 5. Fig. 8a shows the joint policy of R and J when J is a learning player and  $S = 1$ . It is the same result reported in Fig. 6 but using the DRL approach: since the policies are very similar, the DRL approach is validated. J plays rationally, and it is able to follow R closely wherever it moves; conversely, R tries to escape J across the whole span allowed. When  $S = 2$  (Fig. 8d), however, R can threaten J by moving either one or two positions, thus being able to keep a higher distance from J on average. In particular, we can observe how, when J is close to the AP, R can directly “jump” from positions  $x_1 = 10$  m to  $x_2 = 20$  m. Using  $S = 2$  increasing the variety of moves that the players can do is beneficial for R because it is harder for J to predict R’s behavior. A greedy jammer is tested in Fig. 8b with these rules: a) if J and R are in the same position, J keeps that position; b) if they are not, J moves toward R. In this case, an RL-based receiver easily learns that J has consistently a reactive behavior and can move between the two closest positions to the AP: J is always one step back R and it is never convenient for R to move farther because J will follow closely. Fig. 8e shows the correspondent game with  $S = 2$ : R can effectively exploit the possibility to “jump” two

cells, namely, to move faster than J. Hence, R is found most often in the odd indexed positions. Finally, a mixed strategy jammer is also implemented with the following rules: a) if J and R are in the same position, J keeps that position or moves backward with uniform probability; b) if J is closer to the AP than R, it keeps the position or moves forward with uniform probability; c) if R is closer to the AP, J moves backward. From Fig. 8c it can be seen that some randomness in the behavior of J constrains R to remain further from the AP, on average. However, this is still a suboptimal policy for J as it is not able to always closely follow R. The correspondent situation with  $S = 2$  is shown in Fig. 8f. R can still benefit from moving faster than J but the same reasoning holds: the increased randomness in J’s behavior keeps R further from the AP on average, as per the result of Fig. 8e.

In Fig. 9 R’s payoffs using the DDQN approach under the six different scenarios involving  $\mathcal{G}_2$  are shown. As it was expected, fewer iterations are required to reach a stable solution concerning the classic tabular approach, due to the ability of deep learning to generalize for a big state-action space (in particular when  $S = 2$ ). This plot also confirms that i)  $S = 2$  is beneficial for R regardless of J’s policy, ii) despite the fact that a mixed strategy J induces R to change strategy, the expected payoff is very similar to the case of the greedy J, and iii) a learning jammer can effectively improve its performance, especially when  $S = 2$ .

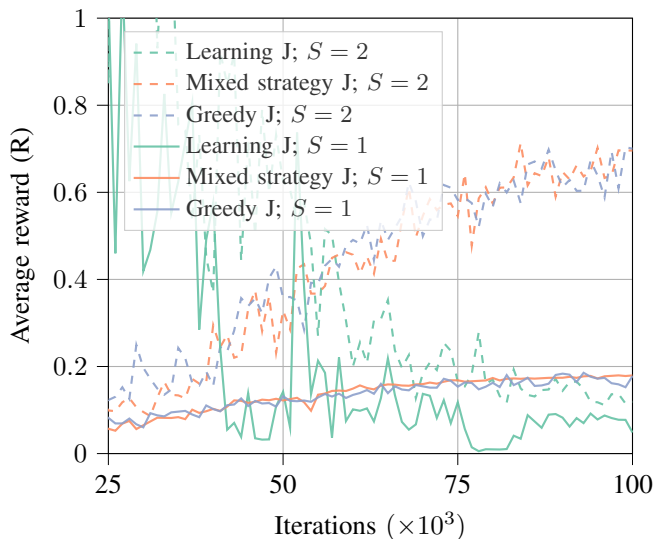


Fig. 9: Receiver’s average reward of the DRL approach for game  $\mathcal{G}_2$  in the six considered scenarios. The result is filtered with a moving average of width  $W = 500$  samples.

**Observation on the convergence speed.** As shown above, even with the deep learning approach, the number of iterations (i.e., action-observation pair) required to find a stable result is beyond the possibilities of real moving agents. This is because of the time needed to physically perform the movement action. However, training can be done offline and a pre-trained policy for a specific technology (e.g., IEEE 802.11p) can be stored at each player. Agents can then adapt online the policy to adapt to environment-specific behaviors (e.g., the shadowing pattern caused by reflections on buildings) while having a good average initial guess.

#### E. Dependency on network parameters

In this paragraph the gain of being strategic in the dynamic setting is discussed considering a scenario including noise and shadowing. Specifically, the reward given to the receiver is now the spectral efficiency

$$u_R = -u_J = \log_2 \left( 1 + \frac{g_R P_{tx}}{g_J P_J + B N_0} \right), \quad (8)$$

where, given a normal random variable  $\mathcal{N}(0, \sigma^2)$ , the receiver’s and the jammer’s channel gains are retrieved as

$$\begin{aligned} (g_R)_{dB} &= -(47.86 + 10\alpha \log_{10}(x) + \mathcal{N}) \quad \text{and} \\ (g_J)_{dB} &= -(47.86 + 10\alpha \log_{10}(|x - y|) + \mathcal{N}), \end{aligned} \quad (9)$$

respectively (the numeric coefficient is specific for vehicular communications, see the log-distance path loss model in [41]). In Fig. 10 a comparison between a strategic receiver (i.e., using the RL approach) and a non-strategic one (namely, a receiver moving randomly) is shown. The resulting spectral efficiency obtained running 10 times game  $\mathcal{G}_1$  with  $L = 10$  m,  $M = 570$  m, and  $N = 15$  while varying the path loss exponent in [2, 3], i.e., from a LoS context to a non-LoS one is depicted. As can be seen, being strategic allows a gain of about  $2.5\times$  concerning the random approach, where the jammer easily

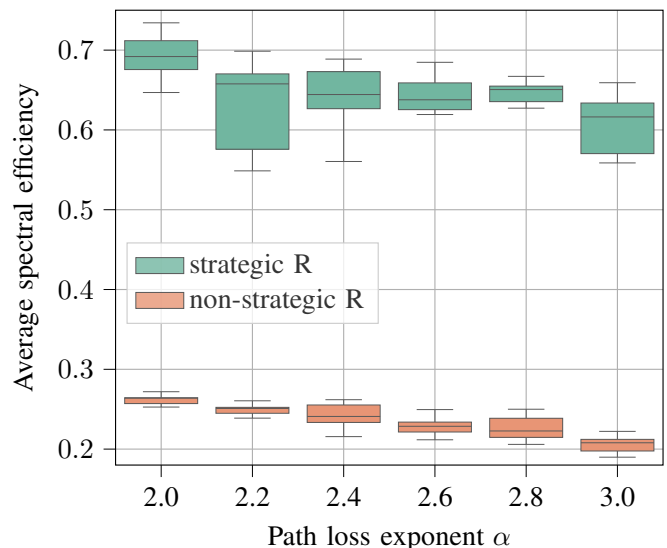


Fig. 10: Comparison between a strategic and a non-strategic receiver in terms of spectral efficiency when a strategic jammer is present. Noise floor  $N_0 = -174$  dBm/Hz; bandwidth  $B = 20$  Mhz; log-normal shadowing with variance  $\sigma^2 = 2.5$  dB;  $L = 10$  m,  $M = 570$  m,  $N = 15$ .

fulfill its task of disturbing the communication. It is worth noting that there is a very weak dependency on the path loss exponent, i.e., the spectral efficiency decreases slightly with an increasing  $\alpha$ , even in the presence of noise and slow fading. This happens mainly for two reasons. First, the jammer’s power is much higher than the noise power, which makes the presence of the noise negligible when the jammer is close to the receiver. In the dynamic setting, a learning jammer will always be close to the receiver because of the ability to move. Second, even if the increase in the path loss exponent heavily affects farther positions from the AP, a learning receiver will just stay closer to it to avoid such positions.

## VI. CONCLUSIONS AND FUTURE WORK

We discussed a jamming scenario where we allow for the mobility of the involved nodes over subsequent rounds. This represents an original extension of the existing literature which may lead to interesting findings. We considered a dynamic setup with three possible variations related to the timing of the moves of the players and the information available to them. We found out that all the dynamic games obtain interesting results that differ, for the most, from the characterization with a static approach. Nevertheless, some general principles can be formulated and they happen to be well verified and confirmed by our results.

More complex and distributed ways to train the agents can be designed. For example, [42] proposed a federated RL for the similar problem of avoiding jamming but without involving mobility, and therefore an extension alongside these lines can be interesting. More in general, even though our approach based on (deep) Q-learning with  $\epsilon$ -greedy exploration-exploitation has proven itself as effective, we conjecture that some original developments are possible

for a dedicated technique for this specific problem. Especially, we remark that the reinforcement learning approach of the scenario with incomplete information just tries to estimate the optimal policy by blind iterations. However, mutual assumptions of the rationality of the players would suggest that some strategic choices can be anticipated, and also a joint estimate of multiple environmental parameters (despite the tremendous growth in the search space) would be more effective to reach the equilibrium. At the same time, different mobility scenarios and patterns can also be adopted. All of these extensions appear to be interesting for future work in this line of research.

## REFERENCES

- [1] G. Perin and L. Badia, "Reinforcement learning for jamming games over AWGN channels with mobile players," in *Proc. IEEE CAMAD*, 2021.
- [2] E. Altman, K. Avrachenkov, and A. Garnaev, "A jamming game in wireless networks with transmission cost," in *Proc. Int. Conf. Netw. Control Optimiz.* Springer, 2007.
- [3] C. W. Commander, P. M. Pardalos, V. Ryabchenko, S. Uryasev, and G. Zrazhevsky, "The wireless network jamming problem," *J. Comb. Optimiz.*, vol. 14, no. 4, pp. 481–498, Mar. 2007.
- [4] A. Garnaev, A. Petropulu, W. Trappe, and H. V. Poor, "An anti-jamming multiple access channel game using latency as metric," *IEEE Wireless Commun. Lett.*, vol. 11, no. 9, pp. 1800–1804, Sep. 2022.
- [5] V. Vadori, M. Scalabrin, A. V. Guglielmi, and L. Badia, "Jamming in underwater sensor networks as a bayesian zero-sum game with position uncertainty," in *Proc. IEEE Globecom*, 2015.
- [6] L. A. DaSilva, H. Bogucka, and A. B. MacKenzie, "Game theory in wireless networks," *IEEE Commun. Mag.*, vol. 49, no. 8, pp. 110–111, Aug. 2011.
- [7] M. H. Manshaei, Q. Zhu, T. Alpcan, T. Başçar, and J.-P. Hubaux, "Game theory meets network security and privacy," *ACM Comput. Surv.*, vol. 45, no. 3, pp. 1–39, Jul. 2013.
- [8] Y. Gao, Y. Xiao, M. Wu, M. Xiao, and J. Shao, "Game theory-based anti-jamming strategies for frequency hopping wireless communications," *IEEE Trans. Wireless Commun.*, vol. 17, no. 8, pp. 5314–5326, Aug. 2018.
- [9] A. Gouissem, K. Abualsaud, E. Yaacoub, T. Khattab, and M. Guizani, "Accelerated IoT anti-jamming: A game theoretic power allocation strategy," *IEEE Trans. Wireless Commun.*, vol. 21, no. 12, pp. 10607–10620, Dec. 2022.
- [10] Y. Cai, C. Zhao, Q. Shi, G. Y. Li, and B. Champagne, "Joint beamforming and jamming design for mmwave information surveillance systems," *IEEE J. Sel. Areas Commun.*, vol. 36, no. 7, pp. 1410–1425, Jul. 2018.
- [11] L. Badia and F. Gringoli, "A game of one/two strategic friendly jammers versus a malicious strategic node," *IEEE Netw. Lett.*, vol. 1, no. 1, pp. 6–9, Mar. 2019.
- [12] F. Chiariotti, A. Signori, F. Campagnaro, and M. Zorzi, "Underwater jamming attacks as incomplete information games," in *Proc. IEEE Infocom Workshops*, 2020, pp. 1033–1038.
- [13] R. Agüero, B.-L. Wenning, Y. Zaki, and A. Timm-Giel, "Architectures, protocols and algorithms for 5G wireless networks," *Mobile Netw. Appl.*, vol. 23, no. 3, pp. 518–520, Jun. 2018.
- [14] R. F. El Khatib, N. Zorba, and H. S. Hassanein, "Rapid sensing-based emergency detection: A sequential approach," *Comp. Commun.*, vol. 159, pp. 222–230, Jun. 2020.
- [15] M. Hussain, M. Scalabrin, M. Rossi, and N. Michelusi, "Mobility and blockage-aware communications in millimeter-wave vehicular networks," *IEEE Trans. Veh. Technol.*, vol. 69, no. 11, pp. 13 072–13 086, Nov. 2020.
- [16] W. Xu, W. Trappe, and Y. Zhang, "Channel surfing: defending wireless sensor networks from interference," in *Proc. IPSN*, 2007, pp. 499–508.
- [17] S. Misra, A. Mondal, P. Bhavathankar, and M.-S. Alouini, "M-JAW: Mobility-based jamming avoidance in wireless sensor networks," *IEEE Trans. Veh. Technol.*, vol. 69, no. 5, pp. 5381–5390, May 2020.
- [18] Y. Arjoun, F. Salahdine, M. S. Islam, E. Ghribi, and N. Kaabouch, "A novel jamming attacks detection approach based on machine learning for wireless communication," in *Proc. IEEE ICOIN*, 2020, pp. 459–464.
- [19] M. A. Lmater, M. Haddad, A. Karouit, and A. Haqiq, "Smart jamming attacks in wireless networks during a transmission cycle: Stackelberg game with hierarchical learning solution," *Int. J. Adv. Comp. Sc. Applic.*, vol. 9, no. 4, pp. 358–365, Apr. 2018.
- [20] R. S. Sutton and A. G. Barto, *Reinforcement learning: An introduction*. MIT press, 2018.
- [21] A. Garnaev, A. P. Petropulu, W. Trappe, and H. V. Poor, "A jamming game with rival-type uncertainty," *IEEE Trans. Wireless Commun.*, vol. 19, no. 8, pp. 5359–5372, Aug. 2020.
- [22] Y. E. Sagduyu, R. A. Berry, and A. Ephremides, "Jamming games in wireless networks with incomplete information," *IEEE Commun. Mag.*, vol. 49, no. 8, pp. 112–118, Aug. 2011.
- [23] M. Scalabrin, V. Vadori, A. V. Guglielmi, and L. Badia, "A zero-sum jamming game with incomplete position information in wireless scenarios," in *Proc. European Wireless*, 2015.
- [24] E. Bout, V. Loscri, and A. Gallais, "Energy and distance evaluation for jamming attacks in wireless networks," in *Proc. IEEE/ACM DS-RT*, 2020.
- [25] W. Uther and M. Veloso. (2003) Adversarial reinforcement learning. [Online]. Available: <http://www.cs.cmu.edu/~mmv/papers/03TR-advRL.pdf>
- [26] S. Tadelis, *Game Theory: An Introduction*. Princeton University Press, October 2012.
- [27] L. Badia and A. Bedin, "Blockage-peeking game of mobile strategic nodes in millimeter wave communications," in *Proc. IEEE MedComNet*, 2022.
- [28] A. M. Abdelgader and W. Lenan, "The physical layer of the IEEE 802.11p wave communication standard: The specifications and challenges," in *Proc. World Congr. Eng. Comput. Sci.*, vol. 2, 2014, pp. 22–24.
- [29] T. Mangel, M. Michl, O. Klemp, and H. Hartenstein, "Real-world measurements of non-line-of-sight reception quality for 5.9 GHz IEEE 802.11p at intersections," in *Proc. of Int. Wkshp Commun. Techn. Veh.* Springer, 2011, pp. 189–202.
- [30] H. Peng, D. Li, K. Abboud, H. Zhou, H. Zhao, W. Zhuang, and X. Shen, "Performance analysis of IEEE 802.11p DCF for multiplatooning communications with autonomous vehicles," *IEEE Trans. Veh. Technol.*, vol. 66, no. 3, pp. 2485–2498, Mar. 2016.
- [31] I. Khan and J. Härrri, "Can IEEE 802.11p and Wi-Fi coexist in the 5.9 GHz ITS band?" in *Proc. IEEE WoWMoM*, 2017.
- [32] Z. Qin, Z. Meng, X. Zhang, B. Xiang, and L. Zhang, "Performance evaluation of 802.11p WAVE system on embedded board," in *Proc. IEEE ICOIN*, 2014, pp. 356–360.
- [33] Y. Zhang, Y. Shen, X. Jiang, and S. Kasahara, "Secure millimeter-wave ad hoc communications using physical layer security," *IEEE Trans. Inf. Forensics Security*, vol. 17, pp. 99–114, Jan. 2021.
- [34] D. Medina, C. Lass, E. P. Marcos, R. Ziebold, P. Closas, and J. García, "On GNSS jamming threat from the maritime navigation perspective," in *Proc. IEEE FUSION*, 2019.
- [35] J. Zhu, Z. Wang, Q. Li, H. Chen, and N. Ansari, "Mitigating intended jamming in mmwave MIMO by hybrid beamforming," *IEEE Wireless Commun. Lett.*, vol. 8, no. 6, pp. 1617–1620, Jun. 2019.
- [36] G. Perin, A. Buratto, N. Anselmi, S. Wagle, and L. Badia, "Adversarial jamming and catching games over AWGN channels with mobile players," in *Proc. WiMob*, 2021.
- [37] I. Glicksberg and O. Gross, "Notes on games over the square," in *Contributions to the Theory of Games (AM-28), Volume II*. Princeton University Press, 2016, ch. 9, pp. 173–182.
- [38] L. Canzian, L. Badia, and M. Zorzi, "Promoting cooperation in wireless relay networks through Stackelberg dynamic scheduling," *IEEE Trans. Commun.*, vol. 61, no. 2, pp. 700–711, Feb. 2012.
- [39] L. Pinto, J. Davidson, R. Sukthankar, and A. Gupta, "Robust adversarial reinforcement learning," in *Proc. Int. Conf. Mach. Learn.*, 2017, pp. 2817–2826.
- [40] Z. Wang, T. Schaul, M. Hessel, H. Hasselt, M. Lanctot, and N. Freitas, "Dueling network architectures for deep reinforcement learning," in *International conference on machine learning*. PMLR, 2016, pp. 1995–2003.
- [41] T. ETSI, "103 257-1 v1. 1.1 (2019-05) intelligent transport systems (its)," *Access Layer*, vol. 44.
- [42] N. I. Mowla, N. H. Tran, I. Doh, and K. Chae, "AFRL: Adaptive federated reinforcement learning for intelligent jamming defense in FANET," *J. Commun. Netw.*, vol. 22, no. 3, pp. 244–258, Jun. 2020.
- [43] T. Parthasarathy, "On games over the unit square," *SIAM Journal on Applied Mathematics*, vol. 19, no. 2, pp. 473–476, 1970.
- [44] D.-Z. Du and P. M. Pardalos, *Minimax and applications*. Springer Science & Business Media, 1995, vol. 4.

APPENDIX A  
PROOF OF THEOREM 1

The theorem directly follows from Parthasarathy's theorem [43]. If J believes that R is choosing a pure strategy, i.e., a location  $x$  with probability equal to 1, its best response would be to choose  $y = x$ , since, in that case, the value of the game would be 0, which is the minimum possible value. Being rational, R can anticipate that and therefore knows that it would be better off with any unilateral deviation. As a consequence, R must necessarily play a mixed strategy at the NE. ■

APPENDIX B  
PROOF OF THEOREM 2

The theorem corresponds to showing the existence and uniqueness of a joint strategy where both players play a best response to each other's move. According to Theorem 1, the strategy of R must be strictly mixed. Thus, the theorem can be proven through three steps: first, we show the existence of a particular value  $j^*$ , which lies internally to the interval  $[L, M]$ , i.e.,  $L < j^* < M$ , such that choosing  $y = j^*$  makes the best response of R as indifferently choosing either  $x = L$  or  $x = M$ , or a probabilistic mixture thereof.

Secondly, we show that player R can properly choose a mixed strategy having support in  $x = L$  and  $x = M$  only, with the respective probabilities within the mixture being such that the best response of player J is to choose  $y = j^*$ . The third and last point is to conclude that the proposed pair of strategies, consisting of a pair of mutual best responses for the players and therefore a NE, is also unique.

The first step immediately follows from  $u_R(L, y)$  being monotonically increasing in  $y$ , while  $u_R(M, y)$  is monotonically decreasing, and additionally, they are respectively zero when  $y = L$  or  $y = M$ . This implies that there is a unique solution in the unknown  $y$  to the condition  $u_R(L, y) = u_R(M, y)$ , which we call  $j^*$ .

For the second point, we remark that for any  $y \in [L, M]$  as the choice of player J, the utility of player R is decreasing or increasing in  $x$  for  $x \in [L, y]$  or  $x \in [y, M]$ , respectively. Thus, the utility of R is maximized by choosing either  $x = L$  or  $x = M$ , or possibly both. The last case only happens for  $y = j^*$ . Since according to Theorem 1, the NE cannot be in a pure strategy of R, the only option for a NE is that both  $x = L$  and  $x = M$  are best responses, which implies that also any mixture of these two pure strategies is a best response, and therefore we must choose  $y = j^*$ . This also proves that  $u_R(L, j^*) = u_R(M, j^*) = u_R^*$  is the *value* of the game at the NE.

Conversely, if we consider a general mixed strategy of R having support in  $x = L$  and  $x = M$ , where these strategies are played by R with probabilities  $p$  and  $1-p$  respectively, it is trivial that  $pu_R^*$  and  $(1-p)u_R^*$  increase and decrease in  $p$ , respectively, being equal when  $p = u_R^*/2$ . Thus, for this specific value of  $p$ , the mixed strategy of R admits only one best response of J being the pure strategy  $y = j^*$ .

Thus, we found a pair of strategies consisting of mutual best responses, which is therefore a NE. The uniqueness of

this NE formally follows from this being a game on the unit square with continuous value, as per [37]. ■

APPENDIX C  
PROOF OF THEOREM 3

This is a specific instance of previous Theorem 2, where  $j^*$  and  $p$  can be computed in closed-form. As for the general case, the support of R's best response at the NE (i.e., the set of pure strategies played with non-zero probability) just contains  $x = L$  and  $x = M$ . This proposed pair of strategies satisfies the characterizing property of a NE according to the *indifference criterion* [26].

It is immediate to show that, putting  $y = j^*$  into (2) we get

$$u_R(L, j^*) = u_R(M, j^*) = [(L - M)/(L + M)]^\alpha. \quad (10)$$

Conversely, for  $L < x < M$  it holds that  $u_R(x, j^*) = [(1 - j^*/x) \operatorname{sgn}(x - j^*)]^\alpha$ , where  $\operatorname{sgn}$  is the sign function, and this payoff is always strictly less than the value at  $L$  or  $M$ .

To conclude, we just need to remark that the respective probabilities of  $x = L$  or  $x = M$  at the NE must be  $p^* = L/(L + M)$  and  $1 - p^*$ . This is proven by showing that, if R chooses this specific mixed strategy, then the best response of J is  $j^*$ . ■

APPENDIX D  
PROOF OF THEOREM 4

This follows from Theorem 2, based on the minimaximization (minimax) principle [44].

Since the setup is adversarial, the minimax and maximin in mixed strategies coincide with the payoff at the NE. Also, since according to Theorem 2, the NE of  $\mathcal{G}_0$  implies that J plays a pure strategy, this player can also choose this very same strategy if moving first. Then, R is free to choose either  $x = L$  or  $x = M$ , or even a mixture of them, and the value will be the same.

If R is leader instead, the situation changes in that the NE is achieved only if R is allowed to choose a mixed strategy (in which case, R ought to choose that of the NE). If R is bounded to a pure strategy instead, whatever its choice, J will always choose the same position, thus achieving zero value. Hence, if a rational player J moves after knowing R's position, player R cannot maximize the worst-case value (maximin) beyond 0, which is the guaranteed outcome for J (minimax). ■

APPENDIX E  
PROOF OF THEOREM 5

This is a consequence of Theorem 3 and the discussion thereof. Whenever J is in the same position as R, the value of the game goes to 0. For any other choice of position, the value is positive, as per (2). Also, R's payoff strictly decreases as  $y$  approaches  $x$ , thus, J has no incentive to move away from R. In other words, moving away always gets lower payoff than staying still. As a side note, moving in the direction of R is often better but border effects may not guarantee the dominance to be strict. ■

APPENDIX F  
PROOF OF THEOREM 6

In the static game  $\mathcal{G}_0$ , J chooses  $j^*$  at the NE. However, this is a best response to a mixed strategy where R randomizes between the two extreme points  $x = L$  and  $x = M$ . In dynamic problems, even when the position of the opponent is unknown (such as  $\mathcal{G}_3$ ), it is at least certain that R's position just corresponds to a single value. Since it was proven that  $j^*$  falls within  $L$  and  $2L$ , with the latter being the limit if  $M$  becomes very large, regardless of the actual position of R, J can upper bound R's utility to below 1 by choosing any dynamic strategy that keeps J's position between  $L$  and  $2L$ . ■



This figure "system\_new.jpg" is available in "jpg" format from:

<http://arxiv.org/ps/2306.10956v1>