

QoS-Aware Downlink Beamforming for Joint Transmission in Multi-Cell Networks

Chen-Yen Lin

MediaTek Inc.

Hsinchu, Taiwan

freddie.lin@mediatek.com

Kuang-Hao (Stanley) Liu

Institute of Communications Engineering

National Tsing Hua University, Hsinchu, Taiwan

khliu@ee.nthu.edu.tw

Abstract—Multi-cell cooperation is an effective means to improve service quality to cellular users. Existing work primarily focuses on interference cancellation using all the degrees of freedom (DoF). This leads to low service quality for some users with poor channel quality to its serving base station. This work investigates the multi-cell beamforming design for enhancing the downlink signal strength and mitigating interference simultaneously. We first consider the ideal case when perfect channel state information (CSI) is available for determining the beamforming vectors and then extend the problem to the case with imperfect CSI. For both cases, the beamforming optimization problems are non-convex. Assuming perfect CSI, we obtain the optimal JT beamforming vectors based on the uplink-downlink duality. In the presence of an unknown CSI error, we use the semidefinite relaxation (SDR) with Bernstein-type inequality to derive the robust JT beamforming. Numerical results are presented to evaluate the performance of the proposed JT beamforming schemes.

Index Terms—Imperfect CSI, joint transmission, multi-input and multi-output (MIMO), quality-of-service (QoS), robust beamforming, and semidefinite relaxation (SDR).

I. INTRODUCTION

Multi-cell cooperation is a practical approach to enhance the signal quality or mitigate interference in cellular networks. Through the coordination across multiple base stations (BSs) in different cells, a large virtual antenna array with non-collocated antennas can be formed to increase the spatial degree of freedom (DoF), which may be used to enhance signal quality by sending the same data to user equipment (UE), known as the joint transmission (JT). Alternatively, it can achieve better interference cancellation by coordinated beamforming (CB). The increased DoF of multi-cell cooperation permits a more flexible and robust design of multi-cell beamforming schemes that perform JT while simultaneously alleviating undesired interference, which is this work's objective.

In the literature, several works have explored multi-cell beamforming design with different objectives. As the single-cell counterpart, the summed throughput is a common design objective for multi-cell beamforming design [1]. Since it is challenging to solve the downlink (DL) throughput maximization problem directly, it is shown in [1] that reformulating the beamforming design as an uplink (UL) throughput maximization problem allows a more solvable form and the solution of the dual UL problem delivers the same summed throughput

as the DL problem. Such a UL-DL dual relation has long been used to facilitate beamforming design in multiple-input multiple-output (MIMO) systems, such as the early work [2] for the single-cell MIMO system, and more recent work [3] for the cell-free MIMO system. The UL-DL duality has also been used to minimize the total transmit power required to meet a prescribed quality-of-service (QoS) constraint, namely a target signal-to-interference-plus-noise ratio (SINR) in [4] assuming perfect CSI and [5], [6] considering CSI errors for the multi-cell MIMO system. Again, they assume a single serving BS per UE [4]–[7] and use all the DoF for interference mitigation. Another beamforming design is to consider fairness, as in [8] that jointly designs the transmit beamforming across multiple BSs to maximize the worst SINR among all the served UEs. Such a max-min formulation can also be tackled through the UL-DL duality. Unlike those works mentioned above that use instantaneous CSI to design the beamforming, long-term CSI in terms of channel correlation matrices is adopted in [8] with the assumption of ideal CSI. Another popular method for solving the beamforming design problem is to linearize non-convex SINR expressions through the semi-definite relaxation (SDR) [7], [9], which provides a convex approximation to the non-convex optimization problem but has no closed-form solution. In contrast, the UL-DL duality is established based on the Lagrange duality that provides a closed-form solution for the optimal beamforming vectors.

To fully leverage the benefit of multi-cell cooperation, this work explores the optimal JT beamforming at DL, where several BSs are grouped into a cluster and transmit DL data to the same UE simultaneously. This generalizes the existing work with the cluster size of one and can be implemented using the control signaling defined in the standard, such as 3GPP Release 16 [10]. This way, multiple DL data streams can be transmitted simultaneously to different UEs to increase spectral efficiency. We aim to minimize the total transmit power while satisfying a target SINR as in [4]–[7] for CB. Unlike CB, the problem is more complicated because the transmit beamforming needs to maximize the summed signal power at the intended UE and suppress the interference to the other UEs, provided with the increased DoF via multi-cell cooperation. We show that the UL-DL duality can still be applied to obtain the optimal JT beamforming when global CSI is perfect. In practice, the backhaul links have

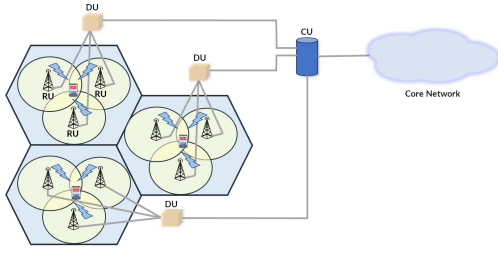


Fig. 1. Illustration of joint transmission in a multi-cell network.

limited capacity, and thus the CSI exchanged across the BSs within the cluster is not perfect. The second part of this work addresses the optimal JT beamforming problem with imperfect CSI by extending [5] considering a single cell. We demonstrate the significant gain of the optimal JT beamforming through simulation results compared with the traditional non-JT beamforming and the zero-forcing (ZF) based beamforming.

The remainder of this paper is organized as follows. Sec. II explains the system model. Sec. III presents the optimal JT beamforming design with perfect and imperfect CSI. Simulation results are shown in Sec. IV. Concluding remarks are given in Sec. V.

II. SYSTEM MODEL

Consider a multi-cell network with multiple base stations deployed in a geographic area. Following the virtualized radio access network (vRAN) structure in 5G [11], a base station (BS) is split into different functional blocks, namely, the radio unit (RU) handling the RF transmission and reception, the distributed unit (DU) that carries out baseband signal processing, and the central unit (CU) performing the higher-layer protocols. Without loss of generality, one CU is deployed in the considered area, which is virtually partitioned into a set of cells denoted as $\mathcal{N}_c = \{\mathcal{C}_1, \dots, \mathcal{C}_{N_c}\}$, each with N_b RUs connected to one DU via fronthaul links. The DU collects CSI from the RUs within the same cell and designs the DL beamforming. In this work, the term RU and BS will be used interchangeably. Each BS has N_t antennas, and each user equipment (UE) has a single antenna.

For the i -th cell, denote $\mathcal{C}_i = \{\text{BS}_{ib}\}_{b=1}^{N_b}$ the set of BSs connected to the same DU for $i \in \mathcal{N}_c$ and $\mathcal{U}_i = \{\text{UE}_{iu}\}_{u=1}^{|\mathcal{U}_i|}$ the set of UEs within the coverage area of the i -th cell. Considering the imperfect CSI, the true channel vector between BS_{ib} and UE_{iu} is modeled as

$$\mathbf{h}_{ib,iu} = \tilde{\mathbf{h}}_{ib,iu} + \mathbf{e}_{ib,iu} \quad (1)$$

where $\tilde{\mathbf{h}}_{ib,iu} \in \mathbb{C}^{N_t}$ is the estimated channel vector, and $\mathbf{e}_{ib,iu}$ represents the CSI error, which is assumed to be a complex Gaussian random vector with zero mean and the covariance matrix $\mathbf{Q}_{ib,iu} = \epsilon_{ib,iu}^2 \mathbf{I}_{N_t}$ where $\epsilon_{ib,iu}^2$ is referred to as the error radius. Accordingly, we can express the CSI error vector as

$$\mathbf{e}_{ib,iu} = \mathbf{Q}_{ib,iu}^{1/2} \mathbf{v}_{ib,iu} \quad (2)$$

where $\mathbf{v}_{ib,iu}$ is a normalized complex random vector with zero mean and the covariance matrix \mathbf{I}_{N_t} .

For simplicity, we assume that a cluster consists of all the BSs within the same cell, i.e., BSs in each cluster are coordinated by one dedicated DU. In the JT mode, all the BSs in the cluster send the same signal to the intended UE. The received signal at UE_{iu} is

$$y_{iu} = \sum_{b \in \mathcal{C}_i} \mathbf{h}_{ib,iu}^H \mathbf{w}_{ib,iu} s_{iu} + \sum_{b \in \mathcal{C}_i} \sum_{v \in \mathcal{U}_i \setminus u} \mathbf{h}_{ib,iu}^H \mathbf{w}_{ib,iv} s_{iv} + \sum_{j \in \mathcal{N}_c \setminus i} \sum_{b' \in \mathcal{C}_j} \sum_{v' \in \mathcal{U}_j} \mathbf{h}_{jb',iu}^H \mathbf{w}_{jb',jv'} s_{jv'} + z_{iu} \quad (3)$$

where $s_{iu}, \mathbf{w}_{iu} \in \mathbb{C}^{N_t}$, and $z_{iu} \sim N(0, \sigma^2)$ represent the DL transmit beamforming vector, signal, and additive white Gaussian noise (AWGN) for UE_{iu} , respectively. The first term on the right-hand side is the collection of the intended signal for UE_{iu} , the second term is the intra-cell interference (Intra-CI), and the last term corresponds to the inter-cell interference (Inter-CI). Assuming the signal energy is normalized to one, the signal-to-interference-plus-noise ratio (SINR) of UE_{iu} based on true CSI is given by

$$\text{SINR}_{iu}(\mathbf{h}) = \frac{\sum_{b \in \mathcal{C}_i} |\mathbf{h}_{ib,iu}^H \mathbf{w}_{ib,iu}|^2}{I_{\text{Intra}} + I_{\text{Inter}} + \sigma^2} \quad (4)$$

where

$$I_{\text{Intra}} = \sum_{b \in \mathcal{C}_i} \sum_{v \in \mathcal{U}_i \setminus u} |\mathbf{h}_{ib,iu}^H \mathbf{w}_{ib,iv}|^2$$

$$I_{\text{Inter}} = \sum_{j \in \mathcal{N}_c \setminus i} \sum_{b' \in \mathcal{C}_j} \sum_{v' \in \mathcal{U}_j} |\mathbf{h}_{jb',iu}^H \mathbf{w}_{jb',jv'}|^2 \quad (5)$$

III. OPTIMAL BEAMFORMING DESIGN FOR JT

Based on the considered system model, we formulate the optimal JT beamforming problem in this section, considering perfect and imperfect CSI, respectively.

A. Problem Formulation

For UE_{iu} , the DU collects the CSI from all the serving BSs and designs the beamforming vectors jointly to minimize the total transmit power consumption for serving all the UEs while satisfying the SINR requirement of individual UE. Denote γ_{iu} the SINR requirement of UE_{iu} , the JT beamforming design at DL can be formulated as

$$(\text{JT-DL}) \quad \max_{\{\mathbf{w}_{ib,iu}\}} \sum_{i \in \mathcal{N}_c} \sum_{b \in \mathcal{C}_i} \sum_{u \in \mathcal{U}_i} \|\mathbf{w}_{ib,iu}\|^2$$

$$\text{s.t. } \text{SINR}_{iu}(\mathbf{h}) \geq \gamma_{iu}, \quad \forall i \in \mathcal{N}_c, u \in \mathcal{U}_i.$$

Due to the quadratic form of the beamforming vector $\mathbf{w}_{ib,iu}$ in SINR_{iu} , JT-DL is a non-convex optimization problem. Besides, the beamforming vectors of different UEs are coupled, making it challenging to solve JT-DL directly. In this work, we employ the notion of *uplink-downlink duality* to solve JT-DL efficiently.

TABLE I
DUAL RELATIONSHIP

Variable	Downlink	Uplink
Channel vector	$\mathbf{h}_{ib,iu}^H$	$\mathbf{h}_{ib,iu}$
Beamforming vector	$\mathbf{w}_{ib,iu}$	$\hat{\mathbf{w}}_{ib,iu}$
Transmit Power	$\ \mathbf{w}_{ib,iu}\ ^2$	$\lambda_{iu}\sigma^2$

B. JT Beamforming with Perfect CSI

The uplink-downlink duality refers to the equivalence of the uplink beamforming and the downlink beamforming. In the context of JT-DL, it implies the minimum transmit power required to achieve the UE's SINR requirement is equal to that at the UL. Based on this principle, one can transform the downlink beamforming design problem to the uplink, which is computationally easier to solve. This idea has been adopted in [4] for the non-JT case. This work extends the uplink-downlink duality to design the downlink beamforming for JT. Table I summarizes the uplink-downlink duality relation.

The following theorem transforms JT-DL into the uplink counterpart.

Theorem 1. *The Lagrangian dual of JT-DL is the following uplink problem.*

$$\begin{aligned}
 (\text{JT} - \text{UL}) \quad & \min_{\{\lambda_{iu}\}} \sum_{i=1}^{N_c} \sum_{u \in \mathcal{U}_i} \lambda_{iu} \sigma^2 \\
 \text{s.t.} \quad & \Lambda_{iu} \geq \gamma_{iu}
 \end{aligned} \quad (6)$$

where λ_{iu} is the dual variable of the u -th UE in the i -th cell and Λ_{iu} is the UL SINR given by

$$\Lambda_{iu} = \frac{\lambda_{iu} \sum_{b \in \mathcal{C}_i} |\hat{\mathbf{w}}_{ib,iu}^H \mathbf{h}_{ib,iu}|^2}{I_{\text{Intra}}^U + I_{\text{Inter}}^U + \sum_{b \in \mathcal{C}_i} \|\hat{\mathbf{w}}_{ib,iu}^H\|^2} \quad (7)$$

where $\hat{\mathbf{w}}_{ib,iu}$ is the UL receive beamforming vector given by

$$\hat{\mathbf{w}}_{ib,iu} = \left(\sum_{l \in \mathcal{N}_c} \sum_{v \in \mathcal{U}_l} \lambda_{lu} \sigma^2 \mathbf{h}_{ib,lv} \mathbf{h}_{ib,lv}^H + \sigma^2 \mathbf{I}_{N_t} \right)^{-1} \mathbf{h}_{ib,iu}. \quad (8)$$

In addition, I_{Intra}^U and I_{Inter}^U are given by

$$I_{\text{Intra}}^U = \sum_{b \in \mathcal{C}_i} \sum_{v \in \mathcal{U}_i \setminus u} \lambda_{iv} |\hat{\mathbf{w}}_{ib,iu}^H \mathbf{h}_{ib,iv}|^2, \quad (9a)$$

$$I_{\text{Inter}}^U = \sum_{j \in \mathcal{N}_c \setminus i} \sum_{b' \in \mathcal{C}_j} \sum_{v' \in \mathcal{U}_j} \lambda_{jv'} \sigma^2 |\hat{\mathbf{w}}_{ib,iu}^H \mathbf{h}_{ib,jv'}|^2. \quad (9b)$$

Proof. The proof is based on the fact that the non-convex SINR constraints in JT-DL can be transformed into the second-order cone constraints following [12]. Accordingly, the duality gap is zero, and strong duality holds for JT-DL. This suggests that JT-DL can be solved by its Lagrangian dual problem. To this end, we first define the Lagrangian of JT-DL

as given by

$$\begin{aligned}
 L(\mathbf{w}_{ib,iu}, \lambda_{iu}) = & \sum_{i \in \mathcal{N}_c} \sum_{b \in \mathcal{C}_i} \sum_{u \in \mathcal{U}_i} \mathbf{w}_{ib,iu}^H \mathbf{w}_{ib,iu} - \sum_{i \in \mathcal{N}_c} \sum_{u \in \mathcal{U}_i} \lambda_{iu} \\
 & \left[\gamma_{iu}^{-1} \sum_{b \in \mathcal{C}_i} |\mathbf{h}_{ib,iu}^H \mathbf{w}_{ib,iu}|^2 - \sum_{b \in \mathcal{C}_i} \sum_{v \in \mathcal{U}_i \setminus u} |\mathbf{h}_{ib,iu}^H \mathbf{w}_{ib,iv}|^2 \right. \\
 & \left. - \sum_{j \in \mathcal{N}_c \setminus i} \sum_{b' \in \mathcal{C}_j} \sum_{v' \in \mathcal{U}_j} |\mathbf{h}_{jb',iu}^H \mathbf{w}_{jb',jv'}|^2 - \sigma^2 \right] \quad (10)
 \end{aligned}$$

where $\lambda_{iu} > 0$ is the Lagrange multiplier associated with the SINR constraint of UE_{*iu*}. The dual function is

$$g(\lambda_{iu}) = \min_{\mathbf{w}_{ib,iu}} L(\mathbf{w}_{ib,iu}), \forall i, b, u. \quad (11)$$

Then the Lagrangian dual of JT-DL, namely, the maximum of $g(\lambda_{iu})$ is

$$\begin{aligned}
 (\text{JT-DL Dual}) \quad & \max_{\lambda_{iu}} \sum_{i \in \mathcal{N}_c} \sum_{u \in \mathcal{U}_i} \lambda_{iu} \sigma^2 \\
 \text{s.t.} \quad & \sum_{b \in \mathcal{C}_i} \Theta_{ib} \succeq (1 + \gamma_{iu}^{-1}) \lambda_{iu} \mathbf{h}_{ib,iu} \mathbf{h}_{ib,iu}^H,
 \end{aligned} \quad (12)$$

where

$$\Theta_{ib} = \sum_{i \in \mathcal{N}_c} \sum_{u \in \mathcal{U}_i} \lambda_{iu} \mathbf{h}_{ib,iu} + \mathbf{I}_{N_t} \quad (13)$$

To show (JT-DL Dual) is equivalent to JT-DL, we first find the optimal receive beamforming vector $\mathbf{w}_{ib,iu}$ that maximizes Λ_{iu} , which is the minimum-mean-square-error (MMSE) as given by (8). By substituting (8) into (6), the uplink SINR constraint (6) is identical to (12). Clearly, (Dual-JT-DL) is the same as (JT-UL) except that the minimization is replaced by maximization, and the inequality constraints are reversed. In addition, both problems have the optimal solution when the SINR constraints are satisfied with equality. Hence, (JT-DL Dual) and (JT-UL) have the same solution. \square

The optimal receive beamforming in (8) depends on the dual variable λ_{iu} , which must satisfy the first-order necessary condition of the optimality. To this end, we first combine all the terms related to $\mathbf{w}_{ib,iu}$ in (10), resulting in

$$\begin{aligned}
 L(\mathbf{w}_{ib,iu}, \lambda_{iu}) = & \sum_{i \in \mathcal{N}_c} \sum_{u \in \mathcal{U}_i} \lambda_{iu} \sigma^2 + \sum_{i \in \mathcal{N}_c} \sum_{b \in \mathcal{C}_i} \sum_{u \in \mathcal{U}_i} \mathbf{w}_{ib,iu}^H \\
 & \left[\mathbf{I}_{N_t} - (1 + \gamma_{iu}^{-1}) \lambda_{iu} \mathbf{h}_{ib,iu} \mathbf{h}_{ib,iu}^H + \sum_{j \in \mathcal{N}_c} \sum_{v \in \mathcal{U}_j} \lambda_{ju} \mathbf{h}_{ib,jv} \mathbf{h}_{ib,jv}^H \right] \\
 & \times \mathbf{w}_{ib,iu}. \quad (14)
 \end{aligned}$$

Taking the gradient of $L(\mathbf{w}_{ib,iu}, \lambda_{iu})$ with respect to $\mathbf{w}_{ib,iu}$ and setting the result to zero, we obtain the necessary condition for optimal λ_{iu} as

$$\lambda_{iu} = \frac{1}{(1 + \gamma_{iu}^{-1}) \sum_{b \in \mathcal{C}_i} \mathbf{h}_{ib,iu}^H \Theta_{ib}^{-1} \mathbf{h}_{ib,iu}}, \quad (15)$$

which is a function of Θ_{ib} given in (13) that depends on λ_{iu} . This suggests that one can iteratively optimize λ_{iu} and $\hat{\mathbf{w}}_{ib,iu}$ until convergence.

Based on the obtained optimal JT uplink receive beamformer $\hat{\mathbf{w}}_{ib,iu}$ and the UL-DL duality, the optimal downlink JT beamforming can be derived from the following theorem.

Theorem 2. *The optimal DL JT beamforming $\mathbf{w}_{ib,iu}$ is a scaled version of the UL JT beamforming $\hat{\mathbf{w}}_{ib,iu}$ as given by*

$$\mathbf{w}_{ib,ij} = \sqrt{\delta_{ib,u}} \hat{\mathbf{w}}_{ib,iu}, \quad (16)$$

where $\delta_{ib,u}$ is an entry of the $|\mathcal{C}_i| \cdot |\mathcal{U}_i| \times 1$ vector $\boldsymbol{\delta}_i = [\delta_{ib,u}]_{b \in \mathcal{C}_i, u \in \mathcal{U}_i}^T$, and $\boldsymbol{\delta}_i$ for $i = 1, \dots, N_c$ form an $N_c |\mathcal{U}_i| \times 1$ vector $\boldsymbol{\Delta} = [\boldsymbol{\delta}_1, \boldsymbol{\delta}_2, \dots, \boldsymbol{\delta}_{N_c}]^T$ as given by

$$\boldsymbol{\Delta} = \mathbf{F}^{-1} \mathbf{1} \sigma^2. \quad (17)$$

Here, $\mathbf{1}$ is an all-one vector of dimension $N_c |\mathcal{U}_i| \times 1$ and \mathbf{F} is an $N_c |\mathcal{U}_i| \times N_c N_b |\mathcal{U}_i|$ matrix as given by

$$\mathbf{F} = \begin{bmatrix} \mathbf{F}_{1,11} & \cdots & \mathbf{F}_{1,1|\mathcal{C}_1|} & \mathbf{F}_{1,21} & \cdots & \mathbf{F}_{1,N_c|\mathcal{C}_1|} \\ \mathbf{F}_{2,11} & \cdots & \mathbf{F}_{2,1|\mathcal{C}_2|} & \mathbf{F}_{2,21} & \cdots & \mathbf{F}_{2,N_c|\mathcal{C}_2|} \\ \vdots & \ddots & \vdots & \vdots & \ddots & \vdots \\ \mathbf{F}_{N_c,11} & \cdots & \mathbf{F}_{N_c,1|\mathcal{C}_{N_c}|} & \mathbf{F}_{N_c,21} & \cdots & \mathbf{F}_{N_c,N_c|\mathcal{C}_{N_c}|} \end{bmatrix} \quad (18)$$

where the (u,v) -th entry of each $|\mathcal{U}_i| \times |\mathcal{U}_i|$ sub-matrix $\mathbf{F}_{i,jb}$ is defined as

$$\mathbf{F}_{i,jb}(u,v) = \begin{cases} \gamma_{iu}^{-1} |\hat{\mathbf{h}}_{ib,iu}^H \hat{\mathbf{w}}_{ib,iu}|^2, & \text{if } j = i \text{ and } v = u, \\ -|\hat{\mathbf{h}}_{ib,iu}^H \hat{\mathbf{w}}_{ib,iv}|^2, & \text{if } j = i \text{ and } v \neq u, \\ -|\hat{\mathbf{h}}_{mb,iu}^H \hat{\mathbf{w}}_{jb,jv}|^2, & \text{if } j \neq i. \end{cases} \quad (19)$$

Proof. The proof can be found in X. \square

A complete algorithm for iteratively obtaining the optimal DL JT beamforming vectors $\mathbf{w}_{ib,iu}$ is summarized in Algorithm 1.

Algorithm 1 Non-Robust JT Beamforming

Input: CSI $\mathbf{h}_{ib,iu}$, $\forall i \in \mathcal{N}_c$, $b \in \mathcal{C}_i$, $u \in \mathcal{U}_i$.

- 1: Initialize $\lambda_{iu} = 1$, $\forall i, u$.
- 2: **repeat**
- 3: Compute $\boldsymbol{\Theta}_{ib}$ using (13).
- 4: Compute λ_{iu} using (15).
- 5: Compute $\hat{\mathbf{w}}_{ib,iu}$ using (8).
- 6: Compute the scaling factor $\delta_{i,bu}$ from (17).
- 7: Update $\mathbf{w}_{ib,iu}$ using (16).
- 8: **until** the predefined stopping criterion is met.

Output:

- 9: Optimal downlink JT beamformers $\mathbf{w}_{ib,iu}$, $\forall i, b, u$.
-

C. JT Beamforming with Imperfect CSI

Algorithm 1 uses the accurate CSI as the input. In practice, CSI acquired by each BS contains unknown estimation errors and thus is imperfect. Consequently, the beamforming vectors derived from imperfect CSI may not achieve the required SINR. This motivates us to revisit JT-DL and design robust beamforming for JT that minimizes the total transmit power

while ensuring the target SINR is satisfied with a certain probability. The resultant problem formulation based on estimated CSI is given below.

$$\begin{aligned} (\text{Robust JT-DL}) \quad & \min_{\mathbf{w}_{ib,iu}} \sum_{i \in \mathcal{N}_c} \sum_{b \in \mathcal{C}_i} \sum_{u \in \mathcal{U}_i} \|\mathbf{w}_{ib,iu}\|^2 \\ \text{s.t.} \quad & \Pr[\text{SINR}_{iu}(\tilde{\mathbf{h}}) \geq \gamma_{iu}] \geq 1 - \delta_{iu} \end{aligned} \quad (20)$$

where $\delta_{iu} \in (0, 1)$. By imposing constraint (20), UE_{iu} is guaranteed to satisfy the target SINR with the probability no less than $1 - \delta_{iu}$. Robust JT-DL is non-convex since the beamforming vectors $\mathbf{w}_{ib,iu}$ are of quadratic forms and constraint (20) is a probability function without closed-form. Unfortunately, UL-DL duality that relies on Lagrangian duality can only handle deterministic constraints. To remedy this, we use the SDR technique to convert Robust JT-DL into a convex problem.

Firstly, we linearize the objective function of Robust JT-DL by introducing the rank-one positive semidefinite (PSD) matrix $\mathbf{W}_{ib,iu} = \mathbf{w}_{ib,iu} \mathbf{w}_{ib,iu}^H$. As a result, the quadratic term $\|\mathbf{w}_{ib,iu}\|^2$ is replaced by $\text{Tr}(\mathbf{W}_{ib,iu})$, which is a linear operation. Meanwhile, constraint (20) can be rewritten as

$$\begin{aligned} & \Pr \left[\gamma_{iu}^{-1} \sum_{b \in \mathcal{C}_i} (\tilde{\mathbf{h}}_{ib,iu} + \mathbf{e}_{ib,iu})^H \mathbf{W}_{ib,iu} (\tilde{\mathbf{h}}_{ib,iu} + \mathbf{e}_{ib,iu}) \right. \\ & \quad - \sum_{b \in \mathcal{C}_i} \sum_{v \in \mathcal{U}_i \setminus u} (\tilde{\mathbf{h}}_{ib,iu} + \mathbf{e}_{ib,iu})^H \mathbf{W}_{ib,iv} (\tilde{\mathbf{h}}_{ib,iu} + \mathbf{e}_{ib,iu}) \\ & \quad \left. - \sum_{j \in \mathcal{N}_c \setminus i} \sum_{b' \in \mathcal{C}_j} \sum_{u' \in \mathcal{U}_j} (\tilde{\mathbf{h}}_{jb',iu} + \mathbf{e}_{jb',iu})^H \mathbf{W}_{jb',just} \right. \\ & \quad \left. (\tilde{\mathbf{h}}_{jb',iu} + \mathbf{e}_{jb',iu}) \geq \sigma^2 \right] \geq 1 - \delta_{iu}, \end{aligned} \quad (21)$$

which does not have a closed form and thus is difficult to handle. One countermeasure is simplifying (21) in a more tractable form. Firstly we substitute (2) into (21) and define the following notations.

$$\begin{aligned} \Omega_{ib,iu} & \triangleq \mathbf{Q}_{ib,iu}^{1/2} (\gamma_{iu}^{-1} \mathbf{W}_{ib,iu} - \sum_{v \in \mathcal{U}_i \setminus u} \mathbf{W}_{ib,iv}) \mathbf{Q}_{ib,iu}^{1/2}, \\ \Omega_{jb',iu} & \triangleq -\mathbf{Q}_{jb',iu}^{1/2} \sum_{u' \in \mathcal{U}_j} \mathbf{W}_{jb',ju'} \mathbf{Q}_{jb',iu}^{1/2}, \\ \omega_{ib,iu} & \triangleq \mathbf{Q}_{ib,iu}^{1/2} (\gamma_{iu}^{-1} \mathbf{W}_{ib,iu} - \sum_{v \in \mathcal{U}_i \setminus u} \mathbf{W}_{ib,iv}) \tilde{\mathbf{h}}_{ib,iu}, \\ \omega_{jb',iu} & \triangleq -\mathbf{W}_{jb',iu}^{1/2} \sum_{u' \in \mathcal{U}_j} \mathbf{W}_{jb',ju'} \tilde{\mathbf{h}}_{jb',iu}, \\ d_{ib,iu} & \triangleq \tilde{\mathbf{h}}_{ib,iu}^H (\gamma_{iu}^{-1} \mathbf{W}_{ib,iu} - \sum_{v \in \mathcal{U}_i} \mathbf{W}_{ib,iv}) \tilde{\mathbf{h}}_{ib,iv}, \\ d_{jb',iu} & \triangleq -\tilde{\mathbf{h}}_{jb',iu}^H \sum_{u' \in \mathcal{U}_j} \mathbf{W}_{jb',ju'} \tilde{\mathbf{h}}_{jb',iu}. \end{aligned} \quad (22)$$

Then (21) can be expressed as

$$\Pr \left[\sum_{l \in \mathcal{N}_c} \sum_{b \in \mathcal{C}_l} \left(\mathbf{v}_{lb,iu}^H \boldsymbol{\Omega}_{lb,iu} \mathbf{v}_{lb,iu} + \boldsymbol{\omega}_{lb,iu}^H \mathbf{v}_{lb,iu} + \mathbf{v}_{lb,iu}^H \boldsymbol{\omega}_{lb,iu} + d_{lb,iu} \right) \geq \sigma^2 \right] \geq 1 - \delta_{iu}, \quad \forall i \in \mathcal{N}_c, u \in \mathcal{C}_i. \quad (23)$$

Note that $\boldsymbol{\omega}_{lb,iu}^H \mathbf{v}_{lb,iu} + \mathbf{v}_{lb,iu}^H \boldsymbol{\omega}_{lb,iu} = 2\text{Re}(\mathbf{v}_{lb,iu}^H \boldsymbol{\omega}_{lb,iu})$. Hence, (23) can be represented as

$$\Pr \left[\sum_{l \in \mathcal{N}_c} \sum_{b \in \mathcal{C}_l} \left(\mathbf{v}_{lb,iu}^H \boldsymbol{\Omega}_{lb,iu} \mathbf{v}_{lb,iu} + 2\text{Re}(\mathbf{v}_{lb,iu}^H \boldsymbol{\omega}_{lb,iu}) \right) \geq \sigma^2 - \sum_{l \in \mathcal{N}_c} \sum_{b \in \mathcal{C}_l} d_{lb,iu} \right] \geq 1 - \delta_{iu}, \quad \forall i \in \mathcal{N}_c, u \in \mathcal{C}_i. \quad (24)$$

Let $K = N_c N_b$. Then we can rewrite (24) as

$$\Pr \left[\sum_{k=1}^K \left(\hat{\mathbf{v}}_{k,iu}^H \hat{\boldsymbol{\Omega}}_{k,iu} \hat{\mathbf{v}}_{k,iu} + 2\text{Re}(\hat{\mathbf{v}}_{k,iu}^H \hat{\boldsymbol{\omega}}_{k,iu}) \right) \geq \sigma^2 - \sum_{k=1}^K \hat{d}_{k,iu} \right] \geq 1 - \delta_{iu}. \quad (25)$$

where $\hat{\mathbf{v}}_{k,iu} = \mathbf{v}_{lb,iu}$ for $k = (l-1)N_b + b$. Likewise, $\hat{\boldsymbol{\Omega}}_{k,iu} = \boldsymbol{\Omega}_{lb,iu} \in \mathbb{H}^{N_t}$, $\hat{\boldsymbol{\omega}}_{k,iu} = \boldsymbol{\omega}_{lb,iu} \in \mathbb{C}^{N_t}$ and $\hat{d}_{k,iu} = d_{lb,iu}$. Although (25) is much simpler than (21), it remains a probabilistic inequality without a closed form, and thus a certain approximation is necessary. Since (25) contains the quadratic form of $\hat{\mathbf{v}}_{k,iu}^H$, we are motivated to apply the Bernstein-type inequality, which bounds the probability of the quadratic form of complex random variables deviating from its mean. To this end, define

$$g_{k,iu} = \hat{\mathbf{v}}_{k,iu}^H \hat{\boldsymbol{\Omega}}_{k,iu} \hat{\mathbf{v}}_{k,iu} + 2\text{Re}(\hat{\boldsymbol{\omega}}_{k,iu}^H \hat{\mathbf{v}}_{k,iu}), \quad (26)$$

$\forall k = 1, \dots, K, i \in \mathcal{N}_c$, and $u \in \mathcal{U}_i$. Then the following Lemma is introduced.

Lemma 1. For any $\tau_{iu} > 0$,

$$\Pr \left[\sum_{k=1}^K g_{k,iu} \geq \sum_{k=1}^K \text{Tr}(\hat{\boldsymbol{\Omega}}_{k,iu}) - \sqrt{2\tau_{iu}} \left(\sum_{k=1}^K (\|\hat{\boldsymbol{\Omega}}_{k,iu}\|^2 + 2\|\hat{\boldsymbol{\omega}}_{k,iu}\|^2) \right)^{1/2} - \tau_{iu} \lambda^-(\hat{\boldsymbol{\Omega}}) \right] \geq 1 - e^{-\tau_{iu}}. \quad (27)$$

where $\lambda^-(\hat{\boldsymbol{\Omega}}) = \max\{\lambda_{\max}(-\hat{\boldsymbol{\Omega}}_{1,iu}), \dots, \lambda_{\max}(-\hat{\boldsymbol{\Omega}}_{K,iu}), 0\}$ with $\lambda_{\max}(-\hat{\boldsymbol{\Omega}}_{k,iu})$ denoting the maximum eigenvalue of the matrix $(-\hat{\boldsymbol{\Omega}}_{k,iu})$.

Proof. The proof is motivated from [13], which considers robust hybrid beamforming without multi-cell cooperation. The idea is to find a conservative convex approximation to the probabilistic constraint (25) with the aid of the Bernstein-type inequality [14]. For our problem, a Bernstein-type inequality can be established as follows.

Let $S = K \cdot 2N_t$ for $K = N_c N_b$, $\boldsymbol{\alpha} = [\alpha_1, \dots, \alpha_S]^T \in \mathbb{R}^S$, $\boldsymbol{\beta} = [\beta_1, \dots, \beta_S]^T \in \mathbb{R}^S$, and $\boldsymbol{\nu} = [\nu_1, \dots, \nu_S]^T \in \mathbb{R}^S$ be a random vector where ν_1, \dots, ν_S are i.i.d. real random variables following the standard normal distribution $\mathcal{N}(0, 1)$.

Define

$$G = \sum_{s=1}^S \left(\alpha_s \nu_s^2 + 2\beta_s \nu_s \right). \quad (28)$$

Then, given $\tau > 0$, the following result holds.

$$\Pr \left[G \geq \sum_{s=1}^S \alpha_s - 2\sqrt{\tau} \sqrt{\sum_{s=1}^S (\alpha_s^2 + 2\beta_s^2)} - 2\tau \alpha^- \right] \geq 1 - e^{-\tau}, \quad (29)$$

where $\alpha^- \triangleq \max\{\max\{-\alpha_s \mid 1 \leq s \leq S\}, 0\}$. (29) is a real-valued constraint but can be applied to handle complex-valued variables. This can be achieved with the aid of the following variables.

$$\bar{\boldsymbol{\Omega}}_{k,iu} = \frac{1}{2} \begin{bmatrix} \text{Re}(\hat{\boldsymbol{\Omega}}_{k,iu}) & -\text{Im}(\hat{\boldsymbol{\Omega}}_{k,iu}) \\ \text{Im}(\hat{\boldsymbol{\Omega}}_{k,iu}) & \text{Re}(\hat{\boldsymbol{\Omega}}_{k,iu}) \end{bmatrix} \in \mathbb{S}^t, \quad (30a)$$

$$\bar{\boldsymbol{\omega}}_{k,iu} = \frac{1}{\sqrt{2}} \begin{bmatrix} \text{Re}(\hat{\boldsymbol{\omega}}_{k,iu}) \\ \text{Im}(\hat{\boldsymbol{\omega}}_{k,iu}) \end{bmatrix} \in \mathbb{R}^t, \quad (30b)$$

$$\bar{\mathbf{v}}_{k,iu} = \sqrt{2} \begin{bmatrix} \text{Re}(\mathbf{v}_{k,iu}) \\ \text{Im}(\mathbf{v}_{k,iu}) \end{bmatrix} \sim \mathcal{CN}(\mathbf{0}, \mathbf{I}_{2N_t}), \quad (30c)$$

for all $k \in \{1, \dots, K\}, i \in \mathcal{N}_c, u \in \mathcal{U}_i$. Denote $\bar{v}_{k,iu}[l]$ and $\bar{\omega}_{k,iu}[l]$ the l th element of $\bar{\mathbf{v}}_{k,iu}$ and $\bar{\boldsymbol{\omega}}_{k,iu}$, respectively. Using (30a)-(30c), and decomposing the real symmetric matrix $\bar{\boldsymbol{\Omega}}_{k,iu}$ as $\bar{\boldsymbol{\Omega}}_{k,iu} = \mathbf{U}_{k,iu} \boldsymbol{\Lambda}_{k,iu} \mathbf{U}_{k,iu}^T$ through eigenvalue decomposition, where $\mathbf{U}_{k,iu}$ is an orthogonal matrix and $\boldsymbol{\Lambda}_{k,iu} = \text{diag}(\lambda_{k,iu}[l])$ is a diagonal matrix with $\lambda_{k,iu}[l]$ denoting the l -th eigenvalue of $\bar{\boldsymbol{\Omega}}_{k,iu}$, (26) can be rewritten as

$$\begin{aligned} g_{k,iu} &= \bar{\mathbf{v}}_{k,iu}^T \bar{\boldsymbol{\Omega}}_{k,iu} \bar{\mathbf{v}}_{k,iu} + 2\bar{\boldsymbol{\omega}}_{k,iu}^T \bar{\mathbf{v}}_{k,iu} \\ &\stackrel{(i)}{=} \bar{\mathbf{v}}_{k,iu}^T \boldsymbol{\Lambda}_{k,iu} \bar{\mathbf{v}}_{k,iu} + 2\bar{\boldsymbol{\omega}}_{k,iu}^T \bar{\mathbf{v}}_{k,iu} \\ &\stackrel{(ii)}{=} \sum_{l=1}^{2N_t} \left(\lambda_{k,iu}[l] \bar{v}_{k,iu}^2[l] + 2\bar{\omega}_{k,iu}[l] \bar{v}_{k,iu}[l] \right), \end{aligned} \quad (31)$$

where (i) is obtained by defining $\bar{\mathbf{v}}_{k,iu} = \mathbf{U}_{k,iu}^T \bar{\mathbf{v}}_{k,iu}$ and $\bar{\boldsymbol{\omega}}_{k,iu} = \mathbf{U}_{k,iu}^T \bar{\boldsymbol{\omega}}_{k,iu}$, and in (ii), $\bar{v}_{k,iu}[l]$ and $\bar{\omega}_{k,iu}[l]$ is the l -th element of $\bar{\mathbf{v}}_{k,iu}$ and $\bar{\boldsymbol{\omega}}_{k,iu}$, respectively. One can see that (31) follows the same form as (28). Similar to (28), denote G' the sum of $g_{k,iu}$, $\forall k = 1, \dots, K$, i.e.,

$$\begin{aligned} G' &= \sum_{k=1}^K g_{k,iu} \\ &= \sum_{k=1}^K \sum_{l=1}^{2N_t} \left(\lambda_{k,iu}[l] \bar{v}_{k,iu}^2[l] + 2\bar{\omega}_{k,iu}[l] \bar{v}_{k,iu}[l] \right). \end{aligned} \quad (32)$$

According to (29), we obtain the following inequality.

$$\Pr \left[G' \geq \sum_{k=1}^K \sum_{l=1}^{2N_t} \lambda_{k,iu}[l] - 2\sqrt{\tau_{iu}} \sqrt{\sum_{k=1}^K \sum_{l=1}^{2N_t} \lambda_{k,iu}^2[l] + 2\bar{\omega}_{k,iu}^2[l]} - 2\tau_{iu} \tilde{\alpha}^- \right] \geq 1 - e^{-\tau_{iu}}, \quad (33)$$

where

$$\tilde{\alpha}^- \triangleq \max\{\max_l\{-\lambda_{1,iu}[l]\}, \dots, \max_l\{-\lambda_{K,iu}[l]\}, 0\},$$

for all $i \in \mathcal{N}_c$, $u \in \mathcal{U}_i$. (33) can be written more compactly by using the property of matrix trace, e.g., $\sum_{l=1}^{2N_t} \lambda_{k,iu}[l] = \text{Tr}(\hat{\mathbf{\Omega}}_{k,iu})$ and also, $\hat{\mathbf{\Omega}}_{k,iu}$ has the same eigenvalues as $\hat{\mathbf{\Omega}}_{k,iu}$. Hence, (33) can be rewritten as

$$\Pr\left[G' \geq \sum_{k=1}^K \text{Tr}(\hat{\mathbf{\Omega}}_{k,iu}) - 2\sqrt{\tau_{iu}} \sqrt{\sum_{k=1}^K \frac{1}{2} \|\hat{\mathbf{\Omega}}_{k,iu}\|^2 + \|\hat{\mathbf{\omega}}_{k,iu}\|^2 - \tau_{iu} \lambda^-(\hat{\mathbf{\Omega}})}\right] \geq 1 - e^{-\tau_{iu}}, \quad (34)$$

which is obtained by noting that

$$\sum_{l=1}^{2N_t} \lambda_{k,iu}^2[l] = \|\hat{\mathbf{\Omega}}_{k,iu}\|^2 = \frac{1}{2} \|\hat{\mathbf{\Omega}}_{k,iu}\|^2, \quad (35a)$$

$$2 \sum_{l=1}^{2N_t} \tilde{\omega}_{k,iu}^2[l] = 2 \|\tilde{\mathbf{\omega}}_{k,iu}\|^2 = 2 \|\tilde{\mathbf{\omega}}_{k,iu}\|^2 = \|\hat{\mathbf{\omega}}_{k,iu}\|^2 \quad (35b)$$

$$\begin{aligned} \tilde{\alpha}^- &= \max\{\lambda_{\max}(-\hat{\mathbf{\Omega}}_{1,iu}), \dots, \lambda_{\max}(-\hat{\mathbf{\Omega}}_{K,iu}), 0\} \\ &= \frac{1}{2} \max\{\lambda_{\max}(-\hat{\mathbf{\Omega}}_{1,iu}), \dots, \lambda_{\max}(-\hat{\mathbf{\Omega}}_{K,iu}), 0\} \\ &\triangleq \frac{1}{2} \lambda^-(\hat{\mathbf{\Omega}}). \end{aligned} \quad (35c)$$

It is easy to check that (34) is identical to (27) that completes the proof. \square

By letting $\hat{\delta}_{iu} = e^{-\tau_{iu}}$ and comparing (27) with (25), we can see that the following inequality serves as a sufficient condition to satisfy (25).

$$\begin{aligned} \sum_{k=1}^K \text{Tr}(\hat{\mathbf{\Omega}}_{k,iu}) - \sqrt{2\tau_{iu}} \left(\sum_{k=1}^K (\|\hat{\mathbf{\Omega}}_{k,iu}\|^2 + 2\|\hat{\mathbf{\omega}}_{k,iu}\|^2) \right)^{1/2} \\ - \tau_{iu} \lambda^-(\hat{\mathbf{\Omega}}) \geq \sigma^2 - \sum_{k=1}^K \hat{d}_{k,iu}, \quad \forall i \in \mathcal{N}_c, u \in \mathcal{U}_i. \end{aligned} \quad (36)$$

Recall $K = N_c N_b$ and $k = (l-1)N_b + b$, (36) can be rewritten as

$$\begin{aligned} \sum_{l \in \mathcal{N}_c} \sum_{b \in \mathcal{C}_l} \left(\text{Tr}(\mathbf{\Omega}_{lb,iu}) + d_{lb,iu} \right) - \tau_{iu} \lambda^-(\mathbf{\Omega}) - \sigma^2 \geq \\ \sqrt{2\tau_{iu}} \left(\sum_{l \in \mathcal{N}_c} \sum_{b \in \mathcal{C}_l} \|\mathbf{C}_{lb,iu}\|^2 \right)^{1/2}. \end{aligned} \quad (37)$$

where $\mathbf{C}_{lb,iu} = [\mathbf{\Omega}_{lb,iu} \ \sqrt{2}\mathbf{\omega}_{lb,iu}]$. Since $\lambda^-(\mathbf{\Omega})$ in (37) is non-convex, we introduce the slack variable $x_{iu} \geq 0$ such

that (37) is equivalent to

$$\begin{aligned} \sqrt{\sum_{l \in \mathcal{N}_c} \sum_{b \in \mathcal{C}_l} \|\mathbf{C}_{lb,iu}\|^2} \leq \frac{1}{\sqrt{2\tau_{iu}}} \left[\sum_{l \in \mathcal{N}_c} \sum_{b \in \mathcal{C}_l} \left(\text{Tr}(\mathbf{\Omega}) + d_{lb,iu} \right) \right. \\ \left. - \tau_{iu} x_{iu} - \sigma^2 \right], \end{aligned} \quad (38)$$

along with $x_{iu} \mathbf{I}_{N_t} + \mathbf{Q}_{lb,iu} \succeq \mathbf{0}$, $\forall i, l \in \mathcal{N}_c$, $b \in \mathcal{C}_l$, and $u \in \mathcal{U}_i$. As a result, we obtain a convex formulation for Robust JT-DL as follows.

$$\begin{aligned} (\text{Robust JT-DL}^2) \quad & \mathbf{w}_{ib,iu}, x_{iu} \geq 0 \quad \min \sum_{i \in \mathcal{N}_c} \sum_{b \in \mathcal{C}_i} \sum_{u \in \mathcal{U}_i} \text{Tr}(\mathbf{W}_{ib,iu}) \\ \text{s.t.} \quad & \sqrt{\sum_{l \in \mathcal{N}_c} \sum_{b \in \mathcal{C}_l} \|\mathbf{C}_{lb,iu}\|^2} \leq \frac{1}{\sqrt{2\tau_{iu}}} \\ & \left[\sum_{l \in \mathcal{N}_c} \sum_{b \in \mathcal{C}_l} \left(\text{Tr}(\mathbf{\Omega}) + d_{lb,iu} \right) - \tau_{iu} x_{iu} - \sigma^2 \right], \\ & x_{iu} \mathbf{I}_{N_t} + \mathbf{Q}_{lb,iu} \succeq \mathbf{0}, \quad \forall i, b, u. \end{aligned} \quad (39)$$

With the aid of SDR formulation and the Bernstein-type inequality, Robust JT-DL² is convex that can be solved numerically. The obtained solution $\mathbf{W}_{ib,iu}$ is not necessarily a rank-one matrix, in which case the Gaussian randomization technique can be used to find an approximated solution [9].

IV. SIMULATION RESULTS

TABLE II
SIMULATION PARAMETERS

Parameter	Value
Number of cells N_c	3
Number of BSs N_b	3
Number of UEs per cell	1
Inter-cell distance	500 m
BS maximum power	24 dBm
Antenna gain	5 dBi
System bandwidth	10 MHz
Noise power spectral density	-174 dBm/Hz
Pathloss over a distance of d km	$145.4 + 37.5 \log_{10} d$
CSI error radius ϵ	$\sqrt{0.1}$

The performance of the proposed NR-JTBF and R-JTBF are evaluated by simulation. Table IV lists the key simulation parameters. UEs are randomly distributed in the simulated area. The channel vector between BS _{ib} and UE _{iu} is modeled as $\mathbf{h}_{ib,iu} = \sqrt{\beta_{ib,iu}} \psi_{ib,iu} \varphi_{ib,iu} (\mathbf{h}_{ib,iu} + \mathbf{e}_{ib,iu})$, where $\beta_{ib,iu}$ and $\psi_{ib,iu}$ capture the distance-dependent pathloss and lognormal shadowing, respectively, and $\varphi_{ib,iu}$ reflects the transmit-receive antenna gain. Besides, $\mathbf{h}_{ib,iu} \sim \mathcal{CN}(\mathbf{0}, \mathbf{I}_{N_t})$ is the Rayleigh fading coefficient.

We first show the distribution of the achievable SINR in terms of the cumulative distribution function (CDF) in Fig. IV. Here, the traditional multi-user MIMO beamforming based on imperfect CSI without JT referred to as non-robust non-JT beamforming (NR-NJTBF), is included for comparison.

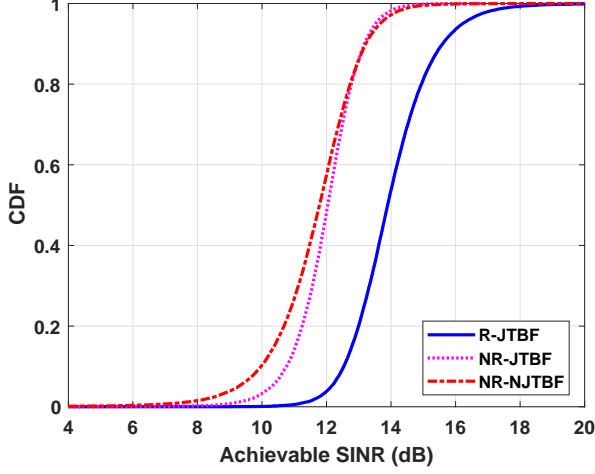


Fig. 2. The CDF of the achievable SINR.

NR-NJTBF is a special case of the proposed NR-JTBF with one BS per cell, i.e., $N_b = 1$. One can see that R-JTBF significantly improves the achievable SINR over NR-JTBF and NR-NJTBF. The probability of violating the SINR target is only 0.04, even less than the prescribed probability of 0.1. As to NT-JTBF and NR-NJTBF, the likelihood of SINR target violation is 49% and 61%, respectively. The result justifies the importance of robust beamforming for practical systems with imperfect CSI.

Fig. 3 plots the transmit power used by different beamforming schemes for satisfying the SINR target γ , which is assumed to be identical for all UEs. As γ increases, a higher transmit power is required to meet the SINR target as expected. For a fixed SINR target, the proposed R-JTBF consumes extra power of 2 dBm compared with the proposed NR-JTBF. The additional power consumption of R-JTBF can be regarded as the cost for compensating the SINR loss due to imperfect CSI and the same price can be maintained even for a more stringent SINR target. Comparing with NR-NJTBF, both the proposed R-JTBF and NR-JTBF dramatically reduce the required transmit power. For example, R-JTBF consumes 12 dBm less power than NR-NJTBF when $\gamma = 12$ dB. The power-saving gain results from JT, which uses the antennas across different BSs to transmit the downlink data and, thus, a better beamforming gain than the traditional beamforming scheme without JT.

We further examine the performance of R-JTBF under varied QoS requirements in terms of the designated SINR satisfaction probability $1 - \rho$. Here, the commonly considered multi-user beamforming, namely zero-forcing (ZF), is included in the comparison. The ZF beamforming vectors, as given by $\mathbf{w}_{ib,iu}^{\text{ZF}} = \mathbf{h}_{ib,iu}(\mathbf{h}_{ib,iu}^H \mathbf{h}_{ib,iu})^{-1}$ for UE_{*iu*} served by BS_{*ib*}, aim to cancel all the interference, including intra-cell and inter-cell interference by jointly designing the beamforming using all the antennas in the network. This

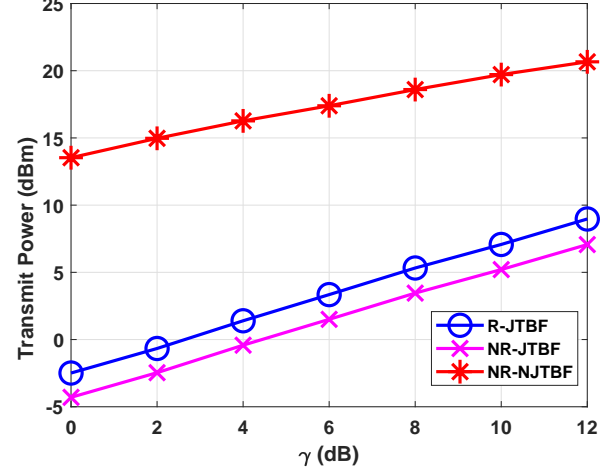


Fig. 3. Transmit power vs. SINR target γ .

can be implemented at the CU, which collects global CSI. Fig. 4 shows the SINR satisfactory rate achieved by different schemes versus the designated SINR satisfactory probability. Except ZF without considering a specific QoS requirement, the same SINR target of 6 dB is applied to the rest schemes. In addition, the SINR satisfaction probability $(1 - \rho)$ is varied from 0.1 to 0.9 for R-JTBF. The SINR satisfaction rate of R-JTBF consistently exceeds the designated satisfaction probability and is higher than the rest schemes. For the three non-robust beamforming schemes, the SINR satisfaction rate of ZF, NR-JTBF, and NR-NJTBF is about 63%, 51%, and 42%, respectively. It is worth pointing out that ZF outperforms NR-JTBF and NR-NJTBF because it utilizes all the available antennas in the network to determine the beamforming vector for each user, while the rest two use the antennas within the same cell only. Thus, the gain of ZF is the direct consequence of using N_c times more antennas than that of NR-JTBF and $N_c N_b$ times more antennas than that of NR-NJTBF with a single-BS operation.

Finally, we investigate how much spectral efficiency can be improved per unit of power. To this end, we define the power efficiency as the ratio between the spectral efficiency evaluated as $\sum_{i \in \mathcal{N}_c} \sum_{u \in \mathcal{U}_i} \log_2(1 + \text{SINR}_{iu})$ and the total transmit power. Fig. 5 illustrates the power efficiency as a function of the antenna per BS N_t . Increasing N_t leads to improved SINR due to a higher spatial DoF. Also, the required power to meet the SINR target can be reduced by using a larger antenna array at the BS. As a result, each unit of energy can be used more efficiently, as seen from the increasing trend in Fig. 5. Both JT beamforming schemes, namely R-JTBF and NR-JTBF, have a much higher power efficiency than NR-NJTBF and ZF. The energy efficiency of R-JTBF is slightly worst than that of NR-JTBF because of a higher transmit power paid to achieve the desired SINR subject to CSI error as seen in Fig. 3. On the other hand, ZF has the worst energy efficiency because it uses all the available power at the BS. As a result, ZF is not

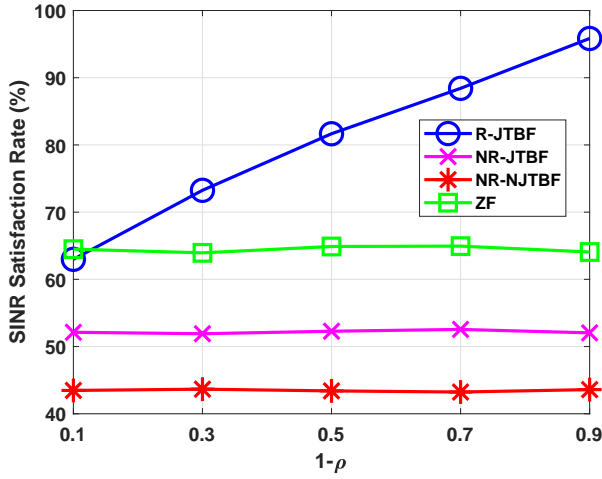


Fig. 4. SINR satisfaction rate vs. predefined SINR satisfaction probability.

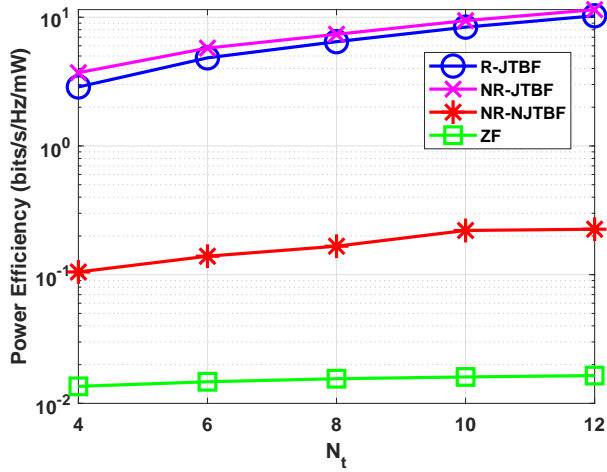


Fig. 5. Power efficiency vs. number of antennas per BS.

energy efficient despite a certain spectral efficiency increase as N_t increases.

V. CONCLUSION

This work extends the previous results on the multi-cell coordinated beamforming design to the JT mode, where multiple BSs jointly transmit DL data with the minimal required power to meet a target SINR. It is shown that when perfect CSI is not available, the robust JT beamforming scheme significantly improves the achievable SINR, thereby increasing the SINR satisfaction rate over the non-robust JT beamforming scheme and ZF-based beamforming scheme. The improvement of the robust JT beamforming scheme comes at the cost of slightly increased transmit power compared to the non-robust JT beamforming scheme. Still, the cost is nearly negligible as the number of antennas per BS increases. On the other

hand, the non-robust non-JT beamforming scheme incurs a dramatic increase in the total transmit power as the target SINR increases. Hence, its power efficiency is much lower than the two JT beamforming schemes. The results of this work demonstrate that signal enhancement and interference cancellation can be achieved simultaneously through multi-cell cooperation that yields promising gains even with imperfect CSI.

REFERENCES

- [1] J. Yang and D. K. Kim, "Multi-cell uplink-downlink beamforming throughput duality based on Lagrangian duality with per-base station power constraints," *IEEE Commun. Lett.*, vol. 12, no. 4, pp. 277–279, Apr. 2008.
- [2] W. Yu, "Uplink-downlink duality via minimax duality," *IEEE Trans. Inf. Theory*, vol. 52, no. 2, pp. 361–374, Feb. 2006.
- [3] F. Göttsch, N. Osawa, T. Ohseki, K. Yamazaki, and G. Caire, "Uplink-downlink duality and precoding strategies with partial CSI in cell-free wireless networks," in *Proc. IEEE Wireless Communications and Networking Conference (WCNC)*, Austin, TX, Apr. 2022, pp. 614–619.
- [4] H. Dahrourj and W. Yu, "Coordinated beamforming for the multicell multi-antenna wireless system," *IEEE Trans. Wireless Commun.*, vol. 9, no. 5, p. 1748–1759, 2010.
- [5] K.-Y. Wang, T.-H. Chang, W.-K. Ma, A. M.-C. So, and C.-Y. Chi, "Probabilistic SINR constrained robust transmit beamforming: A Bernstein-type inequality based conservative approach," in *Proc. IEEE International Conference on Acoustics, Speech and Signal Processing (ICASSP)*, Prague, Czech Republic, May 2011, pp. 3080–3083.
- [6] C. Shen, T.-H. Chang, K.-Y. Wang, Z. Qiu, and C.-Y. Chi, "Distributed robust multicell coordinated beamforming with imperfect CSI: An ADMM approach," *IEEE Trans. Signal Process.*, vol. 60, no. 6, pp. 2988–3003, Jun. 2012.
- [7] C. Shen, K.-Y. Wang, T.-H. Chang, Z. Qiu, and C.-Y. Chi, "Worst-case SINR constrained robust coordinated beamforming for multicell wireless systems," in *Proc. IEEE International Conference on Communications (ICC)*, Kyoto, Japan, Jun. 2011, pp. 1–5.
- [8] X. Gong, M. Jordan, G. Dartmann, and G. Ascheid, "Max-min beamforming for multicell downlink systems using long-term channel statistics," in *Proc. IEEE 20th International Symposium on Personal, Indoor and Mobile Radio Communications*, Tokyo, Japan, Sep. 2009, pp. 803–807.
- [9] Z.-Q. Luo, W.-K. Ma, A. M.-C. So, Y. Ye, and S. Zhang, "Semidefinite relaxation of quadratic optimization problems," *IEEE Signal Process. Mag.*, vol. 27, no. 3, pp. 20–34, May 2010.
- [10] 3GPP TS 38.214, "Physical layer procedures for data," 3rd Generation Partnership Project; Technical Specification Group Radio Access Network; NR, Mar. 2023.
- [11] L. M. P. Larsen, A. Checko, and H. L. Christiansen, "A survey of the functional splits proposed for 5G mobile crosshaul networks," *IEEE Communications Surveys & Tutorials*, vol. 21, no. 1, pp. 146–172, 2019.
- [12] A. Wiesel, Y. C. Eldar, and S. Shamai, "Linear precoding via conic optimization for fixed MIMO receivers," *IEEE Trans. Signal Process.*, vol. 54, no. 1, pp. 161–176, 2006.
- [13] G. Xu, C. H. Lin, W. Ma, S. Chen, and C. Y. Chi, "Outage constrained robust hybrid coordinated beamforming for massive MIMO enabled heterogeneous cellular networks," *IEEE Access*, vol. 5, pp. 13 601–13 616, 2017.
- [14] I. Bechar, "Bernstein-type inequality for stochastic processes of quadratic forms of gaussian variables," Apr. 2009. [Online]. Available: <https://arxiv.org/abs/0909.3595>