

From geometric quantiles to halfspace depths: A geometric approach for extremal behaviour.

Sibsankar SINGHA^(a),

Marie KRATZ^(b) and Sreekar VADLAMANI^(c)

^(a) TIFR-CAM, Bangalore, India & ESSEC CREAR, France; Email: sibsankar@tifrbng.res.in

^(b) ESSEC Business School, CREAR, Cergy-Pontoise, France; Email: kratz@essec.edu

^(c) TIFR-CAM, Bangalore, India; Email: sreekar@tifrbng.res.in

Abstract

We investigate the asymptotics for two geometric measures, geometric quantiles and halfspace depths. While much literature is known on the population side, we fill out some gaps there to obtain a full picture, before turning to the sample versions, where the questions on asymptotics become crucial in view of applications. This is the core of the paper: We provide rates of convergence for the sample versions and address the extremal behaviour of the geometric measures according to the type of underlying distribution.

Keywords: asymptotic theorems; concentration inequality; halfspace (or Tukey) depth; empirical process; extreme quantile; geometric quantile; multivariate quantile; tail behaviour; VC type class

MSC 2020: Primary: 60F99, 62G30, 62G32, 62H11. Secondary: 60-08, 60B10

Contents

- 1 Introduction** **3**

- 2 Multivariate geometric measures** **5**
 - 2.1 Geometric quantiles 5
 - 2.1.1 State of the art: Definitions and Properties 5
 - 2.1.2 Discriminating tail behaviours 8
 - 2.2 Halfspace depth 9
 - 2.2.1 Definitions 9
 - 2.2.2 Decay rate of halfspace depth 10

- 3 Sample versions and applications** **13**
 - 3.1 Empirical multivariate geometric quantiles 13
 - 3.2 Empirical multivariate halfspace depth 15
 - 3.3 Illustration and discussion 18
 - 3.3.1 Geometric quantiles 18
 - 3.3.2 Tukey depths 21
 - 3.3.3 Which descriptive and inferential tool to use, geometric quantile or halfspace depth function? 22

- 4 Proofs** **23**
 - 4.1 Proof of Theorem 2.5 23
 - 4.2 Proof of Theorem 2.8 25
 - 4.3 Proof of Theorem 2.10 26
 - 4.4 Proof of Theorem 3.2 26
 - 4.5 Proof of Theorem 3.3 32
 - 4.6 Proof of Theorem 3.4. 38
 - 4.7 Proof of Theorem 3.5 40
 - 4.8 Proof of Theorems 3.8 and 3.10. 41

- 5 Conclusion** **41**

1 Introduction

Although the development of tools to better understand the geometric structure of datasets is not a new endeavor, it has regained significant attention in the past decade, primarily due to advancements in high-dimensional statistics. Numerous multivariate quantiles and statistical depth functions have been proposed to establish ranks and identify outliers in multivariate data. While quantiles are defined analytically using the inverse of the cumulative distribution function, depth functions take a more geometric approach, employing halfspaces, paraboloids, and projections to measure centrality from a global perspective. This results in an ordering of observations from the center outward. Consequently, the philosophies behind quantiles and depth functions appear to be distinct. However, both concepts offer a geometric perspective on ordering in a multivariate setup. In fact, in the case of univariate data, quantiles and depth functions are conceptually related through a functional relationship, making them inseparable.

These geometric tools of depths and quantiles offer nonparametric descriptions of a data set in a multidimensional space, making them quite useful for statistical inference problems (e.g. [Serfling \(2006\)](#)), among which classification and regression (see e.g. [Cuevas et al. \(2007\)](#), [Dutta et al. \(2016\)](#), [Hallin et al. \(2010\)](#), [Hubert and Van der Veeken \(2010\)](#), [Paindaveine and Šiman \(2012\)](#), [Rousseeuw and Struyf \(2004\)](#), [Struyf and Rousseeuw \(1999\)](#)), for learning theory (see e.g. [Bousquet et al. \(2002\)](#), [Giné and Koltchinskii \(2006\)](#), [Koltchinskii \(2006, 2011\)](#), [Koltchinskii and Panchenko \(2002\)](#), [Panchenko \(2003\)](#)), for bootstrap (e.g. [Cuevas et al. \(2006\)](#)), outliers or anomaly detection (e.g. [Staerman et al. \(2022\)](#)), applications to geometry (e.g. [Kong and Mizera \(2012\)](#)) and multivariate risk analysis.

Numerous depth functions have been introduced and studied, starting with Mahalanobis distance depths ([Liu and Singh \(1993\)](#), [Mahalanobis \(1936\)](#), [Zuo and Serfling \(2000\)](#)), the well-known and used Tukey or halfspace depth ([Tukey \(1975\)](#)), going on, for instance, with simplicial (volume) depths ([Liu \(1990\)](#), [Oja \(1983\)](#)), onion depths ([Barnett \(1976\)](#), [Eddy \(1982\)](#)), all notions of spatial depths ([Chaudhury \(1996\)](#), [Dudley and Koltchinskii \(1992\)](#), [Koltchinskii \(1997\)](#), [Möttönen et al. \(2005\)](#), [Vardi and Zhang \(2000\)](#)), the projection depth ([Donoho and Gasko \(1992\)](#), [Dutta and Ghosh \(2012\)](#), [Nagy et al. \(2020\)](#), [Zuo \(2003\)](#)), the zonoid depth ([Dyckerhoff et al. \(1996\)](#), [Koshevoy \(2003\)](#), [Koshevoy and Mosler \(1997\)](#)), local depths ([Agostinelli and Romanazzi \(2011\)](#), [Paindaveine and Van Bever \(2013\)](#)). We refer to [Chernozhukov et al. \(2017\)](#), [Hallin et al. \(2010\)](#), [Kuelbs and Zinn \(2016\)](#), [Mosler \(2002, 2013\)](#), [Mosler and Mozharovskiy \(2021\)](#), [Nagy et al. \(2020, 2021\)](#), [Nagy \(2022\)](#) and references therein, for theoretical and practical aspects (as well as computational) of depth functions, in particular halfspace depths.

Our motivation lies in exploring asymptotics, specifically the examination of the behaviour of multivariate quantiles as they approach extreme regions, both in terms of population and empirical measures. Furthermore, our objective is to comprehend the connection between the extreme behaviour of a probability measure (whether it exhibits a light or heavy tail) and the corresponding geometric measures associated with it.

We focus on two prominent geometric measures: geometric quantiles, introduced by [Chaudhury \(1996\)](#), and halfspace depth, as described by [Tukey \(1975\)](#). The selection of these specific geometric measures stems from the core objective of our research. The fundamental question of characterising the tail behaviour of a probability measure using these geometric measures inherently addresses whether they capture any essential aspects of the underlying probability distribution. In fact, it was demonstrated by [Koltchinskii \(1997\)](#) and subsequently utilized by [Dhar et al. \(2014\)](#) to propose a test statistic that geometric quantiles uniquely identify the underlying probability

measure. However, the same does not hold true for halfspace depth, as shown by Nagy (2021). On the other hand, Struyf and Rousseeuw (1999) established that halfspace depth uniquely identifies measures with finite support (e.g., empirical measures).

Numerous results are already available for the population-based analysis of these geometric measures, particularly in terms of their asymptotic (extreme) behaviour. For geometric quantiles, refer to Girard and Stupfler (2017), Paidaveine and Virta (2021). For halfspace depth, assuming multivariate regularly varying distributions, the work by He and Einmahl (2017) is noteworthy. Our aim is to recapitulate and summarize the key properties while bridging certain gaps in the existing research to obtain a comprehensive understanding of these geometric measures.

Considering practical applications, the questions regarding asymptotics become even more critical when examining sample versions of these two geometric measures. This forms the essence of the paper: We establish convergence rates for the sample versions and investigate the extreme behaviour of the geometric measures based on the type of the underlying distribution.

Concerning geometric quantiles, proofs are developed with classical tools of probability, extending results by Girard and Stupfler (2017) in the population setting, and using results by Chaudhury (1996), Paidaveine and Virta (2021) and the Glivenko–Cantelli theorem for the sample version.

In the case of halfspace depth, recall that (see Donoho and Gasko (1992)), as the sample size increases, the halfspace depth for a sample converges almost surely to the halfspace depth for the underlying distribution. To obtain rates of decay of halfspace depth, our approach builds mainly on the theory of empirical processes (Shorack and Wellner (2009)) and weighted empirical processes indexed by sets by Alexander (1987). The latter paper and its powerful results, helped us prove our own results in a rather direct and elegant way. Alexander (1987) is also the foundation stone in Giné and Koltchinskii (2006) to obtain concentration inequalities and asymptotic results for ratio type empirical processes.

In the scenario where the tail of the distribution is light, Burr and Fabrizio (2017) employed a novel geometric methodology to derive uniform convergence rates for halfspace depth. Through the reorganization of halfspaces into one-dimensional families, the authors successfully attained improved convergence bounds for the sample version of halfspace depth, surpassing the typical Glivenko–Cantelli bounds. This advancement was particularly evident when considering exponential decay in the underlying distribution.

Our approach allows one to establish convergence results for both light and heavy tails.

Our main results are illustrated for the population and sample versions. The geometric quantiles have been programmed on python using the algorithm developed by Dhar et al. (2014), while the computation of halfspace depth uses R-packages developed in Liu et al. (2019), Pokotylo et al. (2019) to evaluate Tukey depth and contours. In this latter case, the method relies on an approximation of the true depth proposed by Dyckerhoff (2004) (see also Dyckerhoff et al. (2021)), for which rates of convergence have been obtained by Mosler and Mozharovskyi (2021), Nagy et al. (2020). We note here that the computation of depths is indeed quite a challenge, taken by various research teams to develop relevant softwares (see also e.g. Genest et al. (2019), Liu and Zuo (2015), Mahalanobish and Karmakar (2015)).

Notation. All the analysis in this paper is on \mathbb{R}^d , unless otherwise stated. The centered unit open ball and the unit sphere in \mathbb{R}^d are denoted by B^d and S^{d-1} , while $\langle \cdot, \cdot \rangle$ and $\|\cdot\|$, denote the Euclidean inner product and l^2 -norm, respectively, in \mathbb{R}^d .

Structure of the paper. The paper primarily consists of two main sections. The first section focuses

on exploring the asymptotic properties of the population versions of the two geometric measures: geometric quantiles and halfspace depths. In the second section, a similar analysis is conducted for their empirical counterparts.

In Section 2, we present the obtained results regarding the asymptotics of geometric quantiles and halfspace depth. Moving on to Section 3, we investigate the asymptotic behaviour of their sample versions in relation to the sample size. We provide illustrative examples using samples drawn from bivariate distributions with both light and heavy tails. The proofs for all the results are presented in Section 4, followed by the concluding remarks in Section 5.

2 Multivariate geometric measures

As in the univariate case, it is expected that multivariate quantiles or depth functions encode the tail behaviour of the underlying probability measure. It is this line of thought that we explore in this section, studying the asymptotic behaviour of geometric quantiles and halfspace depth *vis-à-vis* of the tail characteristics of the underlying probability measure, while also discussing the *status quo* of the subject to contextualise our results.

2.1 Geometric quantiles

The motivation for geometric quantiles can be traced to univariate notion of quantiles, which are defined as generalized inverse of cumulative distribution function. However, such definition does not have a natural extension to the multivariate case: firstly, a cumulative distribution does not have a clear interpretability in higher dimensions and, secondly, the generalized inverse of a cumulative distribution function in higher dimensions would be a subset of the domain, and not a point as in the case of univariate distribution, again raising the concerns of interpretability.

It is well known that univariate quantiles can also be characterised as solutions to a certain optimisation problem (Ferguson (1967)). In particular, the α -th quantile of \mathbb{P} is defined as

$$\arg \min_{q \in \mathbb{R}} \{\mathbb{E}[|X - q| - |X|] - (2\alpha - 1)q\}.$$

where \mathbb{E} denotes expectation w.r.t. \mathbb{P} . This univariate representation of quantiles forms the basis for the following generalisation.

2.1.1 State of the art: Definitions and Properties

Definition 2.1 (Geometric quantile Chaudhury (1996)) *Let X be a \mathbb{R}^d -valued random vector for $d \geq 1$, and $u \in \mathbb{R}^d$ be such that $\|u\| < 1$. The geometric quantile $q_X(u)$ is defined as the solution of the following optimisation problem:*

$$\arg \min_{q \in \mathbb{R}^d} \{\mathbb{E}[\|X - q\| - \|X\|] - \langle u, q \rangle\}. \tag{2.1}$$

In the literature, u is called the *index vector* that controls the centrality of the quantile: When u is close to the origin, the corresponding quantiles are close to the center of the distribution and

referred to as central quantiles, and, when u is close to the boundary of the unit ball, then the corresponding quantiles are referred to as extreme quantiles. Writing

$$\psi(u, q) = E[\|X - q\| - \|X\|] - \langle u, q \rangle,$$

the existence and uniqueness of the solution of the optimisation problem (2.1) for every fixed u is a consequence of the strict convexity and continuity of ψ , together with the fact that $\psi \rightarrow \infty$ as $\|q\| \rightarrow \infty$.

Note that the argument for uniqueness breaks down in $d \geq 2$ whenever the distribution of X is supported on a single straight line. However, when $d = 1$, the geometric quantile coincides with the usual univariate quantile defined as generalised inverse of a cumulative distribution function. In this case, the optimisation problem (2.1) may not have a unique minimiser, since the distribution lies on a straight line. We refer the reader to Chaudhury (1996) for all detailed proofs and arguments.

As is the case with most optimisation problems, getting closed form expressions for the solution of (2.1) is very difficult, even for simple probability distributions. Therefore, one often looks for characterising properties of the solution in order to gain insight into the solution. We shall list below some known properties of geometric quantiles for non-atomic distributions whose support is not contained in any unit dimensional affine subspace. We refer the readers to the original references for the precise statements and proofs.

Properties 2.2 (General characteristic properties from Chaudhury (1996) and Koltchinskii (1997))

- From Chaudhury (1996)

- (i) The quantile map $q_X : u \mapsto q_X(u)$ defined in (2.1) is an homeomorphism from $B^d(0)$ to \mathbb{R}^d . (See also Koltchinskii (1997).)
- (ii) For any fixed $u \in B^d(0)$, there exists a unique $q \in \mathbb{R}^d$ such that (2.1) holds iff the pair $(u, q) \in \mathbb{R}^d \times \mathbb{R}^d$ satisfies

$$u = -\mathbb{E} \left[\frac{X - q}{\|X - q\|} \right] \tag{2.2}$$

This characterisation of geometric quantiles is often more useful for analysis.

- (iii) The quantile map is positive homogeneous, i.e. writing q_X for the geometric quantile of the distribution of X , we have $q_{cX}(u) = c q_X(u)$ for any positive constant $c > 0$.
- (iv) For any $C \in \mathbb{R}^d$, $q_{X+C}(u) = q_X(u) + C$.
- (v) The geometric quantile is rotational equivariant, i.e. $q_{AX} = A q_X$ for any orthogonal matrix A .

- From Koltchinskii (1997)

- (vi) Geometric quantiles uniquely characterise the distribution. (See also Chaudhury (1996) for a discussion.)

Additionally, more analytical results can be extracted by imposing further restrictions on the underlying distribution. Specifically:

Properties 2.3 (From [Girard and Stupfler \(2017\)](#)) Assume that the distribution of X is rotationally symmetric about the origin. Then,

- (i) The quantile map $u \mapsto q_X(u)$ commutes with every linear isometry of \mathbb{R}^d . The norm of $q_X(u)$ only depends upon the norm of u . As a result, the iso-quantile contours are spheres centered at the center of symmetry.
- (ii) The directions of the quantile $q_X(u)$ and the index vector u are the same if $u \neq 0$.
- (iii) The function $\|u\| \rightarrow \|q_X(u)\|$ is a continuous strictly increasing function on $[0, 1)$.
- (iv) $\|q_X(u)\| \rightarrow \infty$ as $\|u\| \rightarrow 1$.
- (v) $\frac{q_X(v)}{\|q_X(v)\|} \rightarrow u$, as $v \rightarrow u \in S^{d-1}$, $\|v\| < 1$.

Remark 2.4

- Similar results can be obtained when the distribution is assumed to be symmetric around a point other than the origin.
- Quantile contours, even for elliptically symmetric distributions, are not convex; see [Figure 1](#). In particular, quantile contours are not convex for non-spherical distributions.

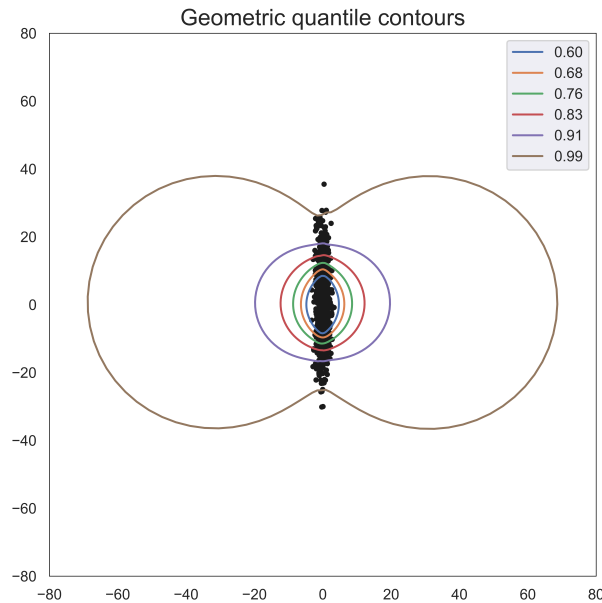


Figure 1: Samples of size 1000 are drawn from a Gaussian distribution with mean 0 and diagonal covariance matrix $diag(1, 100)$. Observe that the convexity present in the underlying sampling distribution is not reflected in the isoquantile contours.

- Some asymptotic properties stated above for spherically symmetric distributions hold true even for non-symmetric distributions. For instance, $\|q(u)\| \rightarrow \infty$ as $\|u\| \rightarrow 1$ for any distribution – even atomic; see ([Girard and Stupfler, 2017, Theorem 2.1](#)). A simple and interesting consequence of this property is that the quantile contours do not remain contained within the convex hull of the support of the distribution.

- Additionally, the asymptotic direction of a geometric quantile matches that of its index vector – for any distribution including the atomic ones; see (Girard and Stupfler, 2017, Theorem 2.1).

2.1.2 Discriminating tail behaviours

As pointed previously, all geometric quantiles increase to infinity. A natural question is then to investigate the rate of increase of these quantiles for different distributions. While in the univariate case, the asymptotic behaviour of quantiles characterises the tail behaviour of the distribution, we may want to question this property for multivariate quantiles. A first answer has been given in (Girard and Stupfler, 2017, Theorem 2.2), where the authors analyse the asymptotic behaviour of geometric quantiles for non atomic distributions by introducing an appropriate normalisation, obtaining a *first order expansion* of both magnitude and direction of $q_X(\alpha u)$. The authors also observe that this asymptotic behaviour appears counter intuitive as the extreme quantiles appear to be dependent on *central parameters* like covariance. In particular, if two distributions have the same covariance matrix, then their *first order* asymptotic expansion of quantiles are identical.

In order to address this issue, we further investigate the asymptotic behaviour of geometric quantiles, seeking for higher order asymptotic expansions that may help distinguish between distributions. Here, we focus mainly on second order expansions of both magnitude and direction of $q(\alpha u)$. Similar higher order asymptotic expansions can be worked out with additional moment conditions. It must be noted that, in this way, we obtain the rate of convergence, as $\alpha \rightarrow 1$, of $\|q_X(\alpha u)\|^2(1 - \alpha)$ to its limit $\frac{1}{2}(\text{tr}\Sigma - u^T\Sigma u)$, Σ denoting the covariance matrix of the vector X .

Theorem 2.5 *Let $u \in S^{d-1}$ and $\{u, w_1, \dots, w_{d-1}\}$ be an orthonormal basis of \mathbb{R}^d .*

(i) *If $\mathbb{E}\|X\|^2 < \infty$, we have*

$$\begin{aligned} & \|q_X(\alpha u)\| \left[q_X(\alpha u) - \{\|q_X(\alpha u)\|u + \mathbb{E}(X - \langle X, u \rangle u)\} \right] \\ & \xrightarrow{\alpha \rightarrow 1} -\frac{1}{2} \|\mathbb{E}(X - \langle X, u \rangle u)\|^2 u + \sum_{k=1}^{d-1} \text{cov}(\langle X, u \rangle, \langle X, w_k \rangle) w_k. \end{aligned} \quad (2.3)$$

(ii) *If $\mathbb{E}\|X\|^3 < \infty$, then, as $\alpha \rightarrow 1$,*

$$\begin{aligned} & \|q_X(\alpha u)\| \left[\|q_X(\alpha u)\|^2(1 - \alpha) - \frac{1}{2} (\text{tr} \Sigma - u^T \Sigma u) \right] \longrightarrow \\ & \mathbb{E} \left(\langle X, u \rangle \|X - \langle X, u \rangle u\|^2 - \langle X, \mathbb{E}(X - \langle X, u \rangle u) \rangle \right) - \sum_k \text{cov}(\langle X, u \rangle, \langle X, w_k \rangle) E(\langle X, w_k \rangle). \end{aligned} \quad (2.4)$$

Note that this result is informative for a very heavy tail distribution, for which there is no second moment, or a moderate heavy one, for which the third moment exists. Nevertheless, a gap remains in the case when there exists a second moment but not a third one; this drawback is due to the chosen approach, using an expansion in our analysis.

Finally, let us mention some recent results obtained in (Paindaveine and Virta, 2021, Theorems 1 & 2), which set the stage for our results in Section 3.1 when turning to sample quantiles.

2.2 Halfspace depth

We now introduce our next object of interest: depth functions.

2.2.1 Definitions

Definition 2.6 (Depth function) *A depth function corresponding to a distribution F is a non-negative function $D(x, F)$ defined at every point $x \in \mathbb{R}^d$, which provides an outward ordering from the center of the distribution.*

It is desirable that depth functions decrease to zero in every direction from the median/center. Note that the *center* for most univariate distributions corresponds to the *median*. However, since the concept of median needs to be carefully spelt out in the multivariate case, the *center* is taken as the point of maxima of the depth function relative to the distribution at hand. In case the maximum is attained at multiple (finitely many) points then the centroid of all such points is called the median (and the center).

Several depth functions have been introduced in the literature. We refer the reader to [Serfling \(2002\)](#), [Mosler and Mozharovskyi \(2021\)](#) and [Liu et al. \(1999\)](#) for expansive surveys on different depth functions, and their corresponding properties.

We shall focus on the following notion of halfspace depth. It is widely used, and is also a good representative of the class of depth functions, as it satisfies most of the desirable properties for depth functions (see [Mosler and Mozharovskyi \(2021\)](#), Table 2).

Definition 2.7 (Halfspace depth; Tukey (1975)) *For a probability distribution \mathbb{P} defined on \mathbb{R}^d , the halfspace depth is given by:*

$$HD(x, \mathbb{P}) = \inf\{\mathbb{P}(H) : H \in \mathcal{H}_x\}, \quad \mathcal{H}_x \text{ denoting the set of halfspaces in } \mathbb{R}^d \text{ containing } x \in \mathbb{R}^d.$$

Specifically, if \mathbb{P} has a probability density function f , then

$$HD(x, \mathbb{P}) = \inf_{|p|=1} \int_{\{y: p^T(y-x) \geq 0\}} f(y) dy.$$

Intuitively, a high depth point indicates that it is more central, while a low depth point denotes a relatively extremal point.

This is illustrated in [Figure 2](#), when considering a Gaussian sample, using the R-Package from [Barber and Mozharovskyi \(2022\)](#), based on [Liu et al. \(2019\)](#). Note that the symmetry present in the underlying sampling distribution may not be seen precisely in the simulated sample. Contours or Tukey regions are drawn for different values of depth; observe that the asymmetry is more evident in the extremes, than in the bulk region. When no possible confusion, we will denote $HD(x, \mathbb{P})$ by $HD(x)$.

Tukey regions

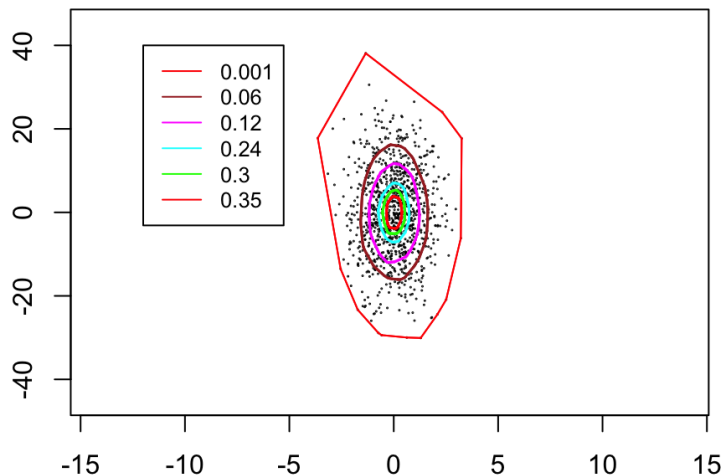


Figure 2: Representation of the Tukey contours for 6 different depths, considering a sample of 1000 observations (black points) from a mean zero Gaussian distribution with covariance $\text{diag}(1, 100)$.

2.2.2 Decay rate of halfspace depth

Recall that our motivation to study the multivariate quantiles is to understand the connection between the extremal behaviour of a probability measure and properties of multivariate quantile functions. It is, therefore, natural to analyse and understand the asymptotics of depth functions along the same lines as in the case of geometric quantiles. First, we consider the important example of asymptotically elliptically symmetric distributions. Then, we question the halfspace asymptotic decay depending on the light or heavy-tailed of the extremal behaviour of the underlying probability measure. While the heavy-tailed case has been studied in [He and Einmahl \(2017\)](#), we complete the study considering also the light tail case, providing then a full picture of the extremal behaviour of the halfspace depth.

Elliptical symmetric case - As observed earlier, distributional symmetry is a useful assumption to arrive at a preliminary understanding of the asymptotic behaviour of depth functions. The following result illustrates a geometric relationship between asymptotic behaviours of probability density functions and their corresponding halfspace depths.

Theorem 2.8 *If the probability density function f of a distribution is asymptotically elliptically symmetric, then its halfspace depth contour will also be asymptotically elliptically symmetric. In other words, for $x \in \mathbb{R}^d$,*

$$\text{if } \frac{f(tx)}{f(t\Sigma x)} \xrightarrow{t \rightarrow \infty} 1 \text{ for some symmetric positive definite matrix } \Sigma, \text{ then } \frac{HD(tx)}{HD(t\Sigma x)} \xrightarrow{t \rightarrow \infty} 1.$$

Note that we dropped the dependence of halfspace depth on the measure corresponding to f for notational simplicity.

General case - Next, we shall state a generic result comparing asymptotic joint distribution with that of the induced halfspace depth, when marginals of the joint distribution may have different asymptotic behaviours.

For that, we first recall another equivalent way to define the halfspace depth in terms of one dimensional distributions (see e.g. [Donoho and Gasko \(1992\)](#)), as follows.

Let \mathbb{P} be a probability measure on $(\mathbb{R}^d, \mathcal{B}(\mathbb{R}^d))$. For any unit vector $h \in \mathbb{R}^d$, let us define $P_h : \mathbb{R}^d \rightarrow \mathbb{R}$ as $P_h(x) = \langle h, x \rangle$. Writing F_h for the cumulative distribution function of the probability measure \mathbb{P}_h induced by the push forward of \mathbb{P} under the map P_h , we have

$$HD(x, \mathbb{P}) = \min_{h:|h|=1} (1 - F_h(\langle h, x \rangle)) \quad (2.5)$$

From this definition, we can deduce the following simple but interest result by choosing h to be an appropriate element of the canonical basis of \mathbb{R}^d in (2.5).

Proposition 2.9 *Let \mathbb{P} be a probability measure on $(\mathbb{R}^d, \mathcal{B}(\mathbb{R}^d))$ with cumulative distribution function F and marginals F_i , $1 \leq i \leq d$. Then, we have*

$$HD(tx, \mathbb{P}) \leq \min_{1 \leq i \leq d} (1 - F_i(tx_i)).$$

where x_i denotes the i -th coordinate of x .

This result means that the halfspace depth decays faster than any of the marginal survival functions. As a consequence, if the i -th marginal distribution has a light tail (*i.e.* with exponentially fast decay), then the halfspace depth decays at most exponentially fast in any direction. If all marginals are heavy-tailed, then the bound will correspond to the one with the smallest tail index. This gives us a simple tool to discriminate between light and heavy tails.

Note that the result given in Proposition 2.9 also applies to projection depth functions, which are of great use because of their properties (see e.g. [Mosler and Mozharovskyi \(2021\)](#) for definitions and illustrations).

In fact, we can go further and obtain the precise decay of the halfspace depth in the light tail case, namely:

Theorem 2.10 *Let \mathbb{P} be a probability measure on $(\mathbb{R}^d, \mathcal{B}(\mathbb{R}^d))$*

- (i) *If its moment generating function $M_{\mathbb{P}}(h) = \int_{\mathbb{R}^d} e^{\langle h, y \rangle} \mathbb{P}(dy)$ exists for some $h \neq 0$, then, the halfspace depth is also light tailed:*

$$HD(tx, \mathbb{P}) = O(e^{-t}) \quad \text{as } t \rightarrow \infty. \quad (2.6)$$

In particular, if any marginal distribution of \mathbb{P} has exponential moments, then (2.6) holds true.

- (ii) *Assume there exists a positive function f such that*

$$\liminf_{R \rightarrow \infty} \inf_{\theta \in S^{d-1}} \frac{\mathbb{P}(\langle \theta, X \rangle \geq R)}{f(R)} > 0. \quad (2.7)$$

Then, we have

$$HD(tx, \mathbb{P}) \geq c f(t\|x\|), \quad \text{for large } t, \quad (2.8)$$

for some constant $c > 0$ that does not depend on x .

Remark 2.11

1. Combining Proposition 2.9 with (2.6), we obtain

$$HD(tx, \mathbb{P}) = O\left(e^{-t} \wedge \min_{1 \leq i \leq d} (1 - F_i(tx_i))\right) \quad \text{as } t \rightarrow \infty,$$

where F_i are the marginal distributions of \mathbb{P} .

2. Combining this result with the lower bound given in Theorem 2.10 gives the following decay for the halfspace depth in the light tail case,

$$c f(t\|x\|) \leq HD(tx, \mathbb{P}) \leq K \left(e^{-t} \wedge \min_{1 \leq i \leq d} (1 - F_i(tx_i)) \right),$$

for any $x \neq 0$ with $K, c > 0$.

3. An immediate consequence of the lower bound is that, whenever \mathbb{P} satisfies condition (2.7), we have

$$\mathbb{P}(H) \geq c f(t\|x\|), \quad \forall H \in \mathcal{H}_{tx}.$$

Theorem 2.10 completes the study on the relationship between the asymptotic behaviour of the halfspace depth and its underlying probability measure, since, in the heavy-tailed case, the decay rate has been provided by (He and Einmahl, 2017, Proposition 2) under some classical conditions when considering a regularly varying framework. Recall that a positive measurable function G is said to be *regularly varying* (RV) at infinity with index $-\beta$, with $\beta > 0$, denoted by $G \in RV_{-\beta}$, if for any $x > 0$, $\frac{G(tx)}{G(t)} \xrightarrow{t \rightarrow \infty} x^{-\beta}$ (if $\beta = 0$, G is said to be slowly varying at infinity).

Let us enunciate Proposition 2 in He and Einmahl (2017) when assuming that the probability measure has a density that is RV.

Proposition 2.12 (Proposition 2 in He and Einmahl (2017), adapted to our notation and case) *Let \mathbb{P} be a probability measure on $(\mathbb{R}^d, \mathcal{B}(\mathbb{R}^d))$ with non-vanishing continuous density f on \mathbb{R}^d , such that the map $y \mapsto \|y\|^d f(y)$ is bounded in every compact neighbourhood of the origin, and there exist a positive function $\lambda : \mathbb{R}^d \rightarrow \mathbb{R}^+$ and a function $V \in RV_{-\alpha}$, with $\alpha > 0$, such that*

$$\left| \frac{f(ty)}{t^{-d}V(t)} - \lambda(y) \right| \xrightarrow{t \rightarrow \infty} 0, \quad \forall y \neq 0, \quad \text{and} \quad \sup_{\|y\|=1} \left| \frac{f(ty)}{t^{-d}V(t)} - \lambda(y) \right| \xrightarrow{t \rightarrow \infty} 0.$$

Then, we have

$$\lim_{t \rightarrow \infty} \frac{HD(tx, \mathbb{P})}{V(t)} = \inf_{\substack{|p|=1 \\ p^T x > 0}} \int_{\{z: p^T(z-x) \geq 0\}} \lambda(z) dz. \quad (2.9)$$

Therefore, in view of the results obtained, we conclude that the asymptotic behaviour of halfspace depth reflects well the asymptotic behaviour of the underlying probability measure.

We shall also question if depth functions are invariant to the tail behaviour of the underlying distribution, when going from population to sample versions; this is what we investigate in Section 3.

3 Sample versions and applications

While our results concerning asymptotic behaviour of multivariate quantiles are of theoretical interest, they also set the stage for the sample versions of multivariate quantiles for which results on rates of convergence are crucial for applications.

There are several statistical problems wherein our results can readily be used, for instance, comparing statistical distributions through their respective samples. Note that this is an old problem and mostly, ill-defined given a finite sample. This is why several simplifying assumptions are needed to make the problem tractable.

3.1 Empirical multivariate geometric quantiles

Since our motivation is grounded in applications, it is needed to provide appropriate asymptotic estimates of empirical quantiles.

Early theoretical results on the sample asymptotics of empirical geometric quantiles have been obtained in [Chaudhury \(1996\)](#). Drawbacks on the characterisation of the tail behaviour of a distribution via the corresponding geometric quantiles were pointed in [Girard and Stupfler \(2015\)](#), showing a similar behaviour for extreme quantiles for distributions sharing the same covariance matrix. Some improvement has been provided in [Paindaveine and Virta \(2021\)](#) by considering the joint asymptotics of the sample size and the α -level of the geometrical quantile. Nevertheless, although very useful, these existing results fall short of being readily applicable as they are established for non-atomic measures. In this paper, this restriction has been circumvented. Our results can serve as tools for distinguishing various distributions based on their tail behaviour.

Let us begin with recalling the definition of the empirical or sample version of the multivariate geometric quantile.

Definition 3.1 (Sample geometric quantile; [Chaudhury \(1996\)](#)) *Let X_1, X_2, \dots, X_n be i.i.d random vectors. Assume $u \in \mathbb{R}^d$ be such that $\|u\|_2 < 1$. Then the sample geometric quantile, denoted by $\hat{q}_n(u)$, is defined as (dropping the dependence on the distribution for notational simplicity)*

$$\hat{q}_n(u) = \arg \min_{q \in \mathbb{R}^d} \left\{ \frac{1}{n} \sum_{i=1}^n (\|X_i - q\|_2 - \|X_i\|_2) - \langle u, q \rangle \right\}. \quad (3.1)$$

As can be observed immediately from the definition of sample geometric quantiles, the underlying measure does not satisfy the smoothness properties needed to prove the results stated in the previous section. Therefore, we begin with elementary asymptotic estimates in [Theorem 3.2](#), which can be seen as improvements of [Theorems 2 & 3 of \[Paindaveine and Virta \\(2021\\)\]\(#\)](#). The proof of [Theorem 3.2](#) is developed in [Section 3.2](#).

The broad set of assumptions needed for the underlying measure \mathbb{P} on \mathbb{R}^d are:

(A1) The support of \mathbb{P} is neither discrete, nor contained in any unit dimensional affine subspace of \mathbb{R}^d .

(A2) The density function of \mathbb{P} is bounded on any compact subset of \mathbb{R}^d .

Theorem 3.2 Let $\{X_n\}_{n \geq 1}$ be an i.i.d. sample on \mathbb{R}^d drawn from \mathbb{P} satisfying Assumptions (A1) and (A2). Let $\{\alpha_n\}_{n \geq 1} \subset (0, 1)$ be such that $\lim_{n \rightarrow \infty} \alpha_n = 1$. Then, for every $u \in S^{d-1}$, the sample geometric quantile $\hat{q}_n(\alpha_n u)$, as a function of $\{X_i\}_{i=1}^n$, satisfies

$$(i) \lim_{n \rightarrow \infty} \|\hat{q}_n(\alpha_n u)\| = +\infty, \text{ a.s.}$$

$$(ii) \lim_{n \rightarrow \infty} \frac{\hat{q}_n(\alpha_n u)}{\|\hat{q}_n(\alpha_n u)\|} = u, \text{ a.s.}$$

Subsequently, we graduate to finer results revealing the asymptotic character of sample geometric quantiles in Theorems 3.3 and 3.4, which proofs are developed in Sections 4.5 & 4.6, respectively.

Theorem 3.3 Let $\{X_n\}_{n \geq 1}$ be an i.i.d. sample on \mathbb{R}^d drawn from \mathbb{P} satisfying assumptions (A1) and (A2). Let $\{\alpha_n\}_{n \geq 1} \subset (0, 1)$ be such that $\lim_{n \rightarrow \infty} \alpha_n = 1$ and

$$\sum_{n=1}^{\infty} \exp(-n(1 - \alpha_n)^2) < \infty. \quad (3.2)$$

For $u, v \in S^{d-1}$, we have:

(i) If $\mathbb{E}\|X_1\| < \infty$, then,

$$\|\hat{q}_n(\alpha_n u)\| \left\langle \alpha_n u - \frac{\hat{q}_n(\alpha_n u)}{\|\hat{q}_n(\alpha_n u)\|}, v \right\rangle \xrightarrow[n \rightarrow \infty]{} -\mathbb{E}\langle X - \langle X, u \rangle u, v \rangle \quad \text{a.s.} \quad (3.3)$$

(ii) If $\mathbb{E}\|X_1\|^2 < \infty$ and $n(1 - \alpha_n)^3 \rightarrow \infty$ as $n \rightarrow \infty$, then,

$$\|\hat{q}_n(\alpha_n u)\|^2 \left\langle \alpha_n u - \frac{\hat{q}_n(\alpha_n u)}{\|\hat{q}_n(\alpha_n u)\|}, \frac{\hat{q}_n(\alpha_n u)}{\|\hat{q}_n(\alpha_n u)\|} \right\rangle \xrightarrow[n \rightarrow \infty]{} -\frac{1}{2} \mathbb{E}\|X - \langle X, u \rangle u\|^2. \quad (3.4)$$

where $\hat{q}_n(\alpha_n u)$ is considered as a function of $\{X_i\}_{i=1}^n$.

The next result is to be seen as an empirical version of (Girard and Stupfler, 2017, Theorem 2.2). Nevertheless, our results constitute a significant improvement over the existing asymptotic estimates, since we show that, in some cases, the assumption of non-atomic probability measure can be relaxed.

Theorem 3.4 Let $\{X_n\}_{n \geq 1}$ be i.i.d. sample drawn from \mathbb{P} satisfying assumptions (A1) and (A2). Let $\{\alpha_n\}_{n \geq 1} \subset (0, 1)$ be such that $\lim_{n \rightarrow \infty} \alpha_n = 1$ and Condition (3.2) holds. For $u \in S^{d-1}$, we have:

(i) If $\mathbb{E}\|X_1\| < \infty$, then,

$$\hat{q}_n(\alpha_n u) - \left\{ \|\hat{q}_n(\alpha_n u)\| u + \frac{1}{n} \sum_{i=1}^n (X_i - \langle X_i, u \rangle u) \right\} \xrightarrow[n \rightarrow \infty]{} 0 \quad \text{a.s.}$$

(ii) If $\mathbb{E}\|X_1\|^2 < \infty$ and $n(1 - \alpha_n)^3 \rightarrow \infty$ as $n \rightarrow \infty$, then

$$\|\hat{q}_n(\alpha_n u)\|^2 (1 - \alpha_n) \xrightarrow[n \rightarrow \infty]{} \frac{1}{2} (\text{tr } \Sigma - u^T \Sigma u) \quad \text{a.s.} \quad (3.5)$$

where Σ denotes the covariance matrix corresponding to \mathbb{P} (so, satisfying $(\text{tr } \Sigma - u^T \Sigma u) > 0$).

Note that we could also provide further decay rates assuming higher moments, as done for the population version.

3.2 Empirical multivariate halfspace depth

As noted earlier in the introduction, our motivation for studying geometric quantiles and halfspace depths is that they are known to capture certain behaviour of the underlying distribution. Contrary to geometric quantiles, the halfspace depths do not uniquely characterise the underlying distribution (see Nagy (2021)). However, in Nagy (2022), the author listed eight situations for which the halfspace depths uniquely identify the underlying distribution, the empirical measure being one among them, as proven in Struyf and Rousseeuw (1999).

While analysing the rate of decay of halfspace depth of empirical measures, it is appealing to compare the decay rate of halfspace depths of empirical measures with those of the measures from which the samples have been generated. It is what is done in the following theorem.

Theorem 3.5 *Let \mathbb{P} be a probability measure defined on $(\mathbb{R}^d, \mathcal{B}(\mathbb{R}^d))$, and let g be capacity function corresponding to \mathbb{P} , as defined in Alexander (1987)[p.382]. Consider a sequence $\{\gamma_n\}_{n \geq 1}$ satisfying the following conditions*

$$(C1) \quad n^{-1} \log(g(\gamma_n)) = o(\gamma_n) \quad \text{and} \quad n^{-1} \log \log n = o(\gamma_n),$$

and a sequence $\{t_n\}_{n \geq 1}$ with $t_n \xrightarrow{n \rightarrow \infty} \infty$, such that

$$(C2) \quad HD(t_n x, \mathbb{P}) > \gamma_n \quad \text{for large enough } n.$$

Let $\{X_k\}_{k \geq 1}$ be an i.i.d. sample drawn from \mathbb{P} , and $HD(\cdot, \mathbb{P}_n)$ be the halfspace depth for the empirical measure $\mathbb{P}_n = \frac{1}{n} \sum_{i=1}^n \delta_{X_i}$. Then, for any $x \neq 0$, we have

$$\left| \frac{HD(t_n x, \mathbb{P}_n)}{HD(t_n x, \mathbb{P})} - 1 \right| \xrightarrow{n \rightarrow \infty} 0 \quad \text{a.s.} \quad (3.6)$$

Remark 3.6 *Condition (C2) implies that, in order to apply the above result in any setting, we must have a reasonable way of estimating $HD(t_n x, \mathbb{P})$. This is the case, as we have provided estimates for halfspace depths in Section 2.2.2, which we are going to use for this purpose. Moreover, as will be seen in the proof, the condition of the halfspace depth is transferred to an appropriate decay condition on the tail probabilities of the measure \mathbb{P} .*

The expression of interest (3.6) in Theorem 3.5 is difficult to work with, hence we shall first simplify this expression in a straightforward way, with the bound given in Lemma 3.7. It will need to be adapted to our context (see Proposition 4.3) when developing the proof of the theorem in Section 4.

Lemma 3.7 *For $t_n \rightarrow \infty$ as $n \rightarrow \infty$, and for any $x \neq 0$, we have the following inequality:*

$$\left| \frac{HD(t_n x, \mathbb{P}_n)}{HD(t_n x, \mathbb{P})} - 1 \right| \leq \sup_{H \in \mathcal{H}_{t_n x}} \left| \frac{\mathbb{P}_n(H)}{\mathbb{P}(H)} - 1 \right|, \quad \text{for large } n.$$

The bound thus obtained has been analysed by many researchers in one or the other form. Specifically, the rate of convergence of $\sup_{H \in \mathcal{H}_{t_n x}} \left| \frac{\mathbb{P}_n(H)}{\mathbb{P}(H)} - 1 \right|$ has been an object of interest since long, the Glivenko–Cantelli theorem being one of the earliest in this direction. Later, the rate of convergence was obtained by several authors, e.g. Alexander (1987), Burr and Fabrizio (2017), Giné and

Koltchinskii (2006), Shorack and Wellner (2009), Wellner (1992) in different scenarios with specific assumptions. It is noteworthy that most of the results in this direction use the specific structure of \mathcal{H}_x and Dvoretzky–Kiefer–Wolfowitz (DKF) inequality (Dvoretzky et al. (1953)). The specific structure we refer to is called the Vapnik–Chervonenkis (VC) class; see Alexander (1987), Dudley (1984), Talagrand (2003), Vapnik and Chervonenkis (1971). The idea of VC class has its roots in statistical learning wherein one is interested in identifying the class of functions to characterise convergence of probability measures. Specifically, a class \mathcal{S} of sets shatters a finite set F if, given $G \subset F$, $\exists S \in \mathcal{S}$ for which $G = F \cap S$. A class \mathcal{S} of sets is called a VC class if for some integer n , \mathcal{S} does not shatter any set of cardinality n . In our analysis, we shall use the approach of Alexander (1987) on VC class (without resorting to the DKF inequality). Specifically, we shall invoke Theorem 5.1 of the Alexander (1987), as it is a powerful and crucial result for the proof of Theorem 3.5.

Notice that, without any assumption on \mathbb{P} , Theorem 3.5 presents a general result about the rate of decay of the empirical halfspace depth and allows one to compare the halfspace depth of the parent measure \mathbb{P} and of the empirical measure \mathbb{P}_n . Indeed, (3.6) can be expressed as

$$1 - \varepsilon \leq \frac{HD(t_n x, \mathbb{P}_n)}{HD(t_n x, \mathbb{P})} \leq 1 + \varepsilon, \quad \forall \varepsilon > 0,$$

from which we can deduce that there exist positive constants $c_1 \leq c_2$ such that, for n large enough,

$$c_1 HD(t_n x, \mathbb{P}) \leq HD(t_n x, \mathbb{P}_n) \leq c_2 HD(t_n x, \mathbb{P}). \quad (3.7)$$

However, as seen in Section 2.2.2, the rate of decay of halfspace depth is closely related to the tail behaviour of \mathbb{P} , which, in view of (3.7), implies that the rate of decay of the empirical halfspace depth can be estimated as a function of the tail behaviour of the parent measure \mathbb{P} . The following two theorems establish this connection.

When assuming a multivariate regularly varying framework as in Proposition 2.12 (for geometrical quantiles), we obtain the following rate of convergence for the empirical halfspace depth:

Theorem 3.8 *Let \mathbb{P} be a probability measure on $(\mathbb{R}^d, \mathcal{B}(\mathbb{R}^d))$ with non-vanishing continuous density f on \mathbb{R}^d , such that the map $y \mapsto \|y\|^d f(y)$ is bounded in every compact neighbourhood of the origin, and there exist a positive function $\lambda : \mathbb{R}^d \rightarrow \mathbb{R}^+$ and a function $V \in RV_{-\alpha}$, with $\alpha > 0$, such that*

$$\left| \frac{f(ty)}{t^{-d}V(t)} - \lambda(y) \right| \xrightarrow[t \rightarrow \infty]{} 0, \quad \forall y \neq 0, \quad \text{and} \quad \sup_{\|y\|=1} \left| \frac{f(ty)}{t^{-d}V(t)} - \lambda(y) \right| \xrightarrow[t \rightarrow \infty]{} 0.$$

Let $\{X_n\}_{n \geq 1}$ be an i.i.d sample drawn from \mathbb{P} , and g be the capacity function corresponding to \mathbb{P} . We have, for any $x \neq 0$,

$$\lim_{n \rightarrow \infty} \frac{HD(t_n x, \mathbb{P}_n)}{V(t_n)} = \inf_{\substack{|p|=1 \\ p^T x > 0}} \int_{\{z: p^T(z-x) \geq 0\}} \lambda(z) dz, \quad (3.8)$$

whenever $(t_n) \nearrow \infty$ with n is such that $V(t_n) > \gamma_n$ (for any large n), and (γ_n) satisfies Condition (C1) given in Theorem 3.5.

Example 3.9 *Consider a multivariate regularly varying distribution with index $-\alpha$, then $V(t) = t^{-\alpha}$. Therefore Theorem 3.8 holds if $t_n \nearrow \infty$ and $t_n \leq \gamma_n^{1/\alpha}$. Now, by choosing $\gamma_n = n^{-\beta}$ with $0 < \beta < 1$, the condition $V(t_n) > \gamma_n$ gives a speed of $t_n \leq n^{-\beta/\alpha}$.*

Let us turn to the light tail case, for which we can provide, under distinct conditions, a lower and an upper bound for the asymptotics of the halfspace depth. Through examples, we observe that the general bounds can be tight as in the exponential case (see Example 3.12), with the lower bound of the order of the upper one, showing that this order is optimal in the general case. In the Gaussian case, the gap between the bounds is much larger and can be improved via a direct computation as given in Example 3.12.

Theorem 3.10 *Let \mathbb{P} be a probability measure on $(\mathbb{R}^d, \mathcal{B}(\mathbb{R}^d))$. Let $\{X_n\}_{n \geq 1}$ be an i.i.d sample drawn from \mathbb{P} , and g be the capacity function corresponding to \mathbb{P} . Let x be any unit vector.*

(i) *Assume that the moment generating function $M_{\mathbb{P}}(h) = \int_{\mathbb{R}^d} e^{\langle h, y \rangle} \mathbb{P}(dy)$ of \mathbb{P} exists for some $h \neq 0$. Choosing (γ_n) satisfying Condition (C1) in Theorem 3.5, we have,*

$$HD(t_n x, \mathbb{P}_n) = O(e^{-t_n}) \quad \text{when } t_n \xrightarrow[n \rightarrow \infty]{} \infty \quad \text{and } t_n < \log(\gamma_n^{-1}).$$

(ii) *Assume there exists a positive function f satisfying (2.7), then, we have*

$$HD(tx, \mathbb{P}_n) \geq c f(t), \quad \text{for large } t, \tag{3.9}$$

for some constant $c > 0$ that does not depend on x .

(iii) *Combining the conditions of (i) and (ii), and choosing t_n such that $f(t_n) > \gamma_n$, we can write*

$$c \gamma_n \leq HD(t_n x, \mathbb{P}_n) \leq K e^{-t_n}, \quad \text{with } K \text{ a positive random number and } c > 0.$$

Remark 3.11 *Using Proposition 2.9 for the empirical measure \mathbb{P}_n and the relation (3.7) between halfspace depth of \mathbb{P} and of \mathbb{P}_n , the upper bound given in (i) can be refined as*

$$HD(t_n x, \mathbb{P}_n) \leq K \left(e^{-t_n} \wedge \min_{1 \leq i \leq d} (1 - F_i(t_n x_i)) \right) \quad \text{as } t_n \rightarrow \infty \text{ with } n, \tag{3.10}$$

where F_i denotes the i -th marginal distribution of \mathbb{P} , and x_i denotes the i -th component of x , for $i = 1, \dots, d$.

Example 3.12

1. **Exponential case.** *Let Y be a random vector with probability density function h given by $h(y) = k e^{-\|y\|}$ for $y \in \mathbb{R}^d$. Then, we have*

$$\lim_{R \rightarrow \infty} \inf_{\theta \in S^{d-1}} \frac{\mathbb{P}(\langle \theta, Y \rangle \geq R)}{e^{-R}} > 0. \tag{3.11}$$

In order to prove (3.11), observe that, for any $\theta_1, \theta_2 \in S^{d-1}$,

$$\mathbb{P}(\langle \theta_1, Y \rangle \geq R) = \mathbb{P}(\langle \theta_2, Y \rangle \geq R),$$

due to the spherical symmetry of the distribution of Y . Therefore, we can consider any direction and, choosing $\theta = (1, 0, \dots, 0)$ and using Minkowski inequality, we can write,

$$\begin{aligned} \inf_{\theta \in S^{d-1}} \mathbb{P}(\langle \theta, Y \rangle \geq R) &= \mathbb{P}(Y_1 \geq R) = \int_{-\infty}^{\infty} \dots \int_{-\infty}^{\infty} \int_R^{\infty} k e^{-\|y\|} dy \\ &\geq \int_{-\infty}^{\infty} \dots \int_R^{\infty} k e^{-(|y_1| + \dots + |y_d|)} dy = K \int_R^{\infty} e^{-y_1} dy_1 = K e^{-R}, \end{aligned}$$

for some positive constant K . From which, we deduce that $\frac{\inf_{\theta \in S^{d-1}} \mathbb{P}(\langle \theta, Y \rangle \geq R)}{e^{-R}} > 0$ for large enough R , hence (3.11).

2. **Gaussian case.** Consider a multivariate standard normal distribution. We choose $f(R) = e^{-\frac{R^2}{2}}$ (based on the Mill's ratio). Now, setting $\gamma_n = n^{-\beta}$ with $0 < \beta < 1$, the condition $f(t_n) > \gamma_n$ gives $t_n \leq \sqrt{2\beta \log n}$, and, for such t_n , we have

$$HD(t_n x, \mathbb{P}_n) > c n^{-\beta}.$$

The upper bound as given in (i), of order e^{-t_n} , is then quite large compared with the lower bound. Nevertheless, it can be improved, simply by considering the Gaussian marginal distributions as in (3.10). In such a case, the upper bound for $t_n = \sqrt{2\beta \log n}$ becomes

$$HD(t_n x, \mathbb{P}_n) \leq C n^{-\beta}$$

for some constant $C > 0$.

3.3 Illustration and discussion

In view of the various theoretical results obtained on the sample multivariate geometric quantiles and halfspace depths, in terms of rates of growth or decay, respectively, or of tail behaviour, we turn to empirical illustrations of those results, considering light and heavy tailed-distributions. Geometric quantiles are evaluated using the algorithm given in Chaudhury (1996), while halfdepth contours are evaluated using the R-package developed in Pokotylo et al. (2019).

3.3.1 Geometric quantiles

We illustrate the application of Theorem 3.4 in Figures 3 & 4, using the second order characterisation of geometric quantiles, considering the bivariate ($d = 2$) standard Gaussian distribution for a light tail example and Pareto(δ) for a heavy tail one, for clear comparison. For both bivariate distributions, we assume for simplicity the components (marginals) to be independent and identically distributed. For Pareto(δ)-distribution (with marginal survival distribution given by $x^{-\delta}$, for $x > 1$), we vary the parameter δ to have the existence of the 3rd moment, or lack thereof, but always a finite 2nd moment ($\delta > 2$). The second moment condition is necessary to illustrate our results. Recall Theorem 3.4, where under some conditions, together with the existence of the 2nd moment, we have

$$y(\alpha_n) := \|\hat{q}_n(\alpha_n u)\|^2 (1 - \alpha_n) - \frac{1}{2} (\text{tr } \Sigma - u^T \Sigma u) \xrightarrow[n \rightarrow \infty]{} 0 \quad \text{a.s.} \quad (3.12)$$

We evaluate $y(\alpha_n)$ as a function of α_n , and plot it in Figures 3 & 4. Besides comparing its convergence towards 0 with regard to the tail behaviour of the underlying probability measure, we also test the rate of convergence depending on the sample size, fixed or growing, considered to compute the quantiles.

We note here that, although our aim is to study the tail asymptotics of the underlying distribution via the two chosen geometric measures (as seen in Section 2.1.2), the real applications would invariably involve finite samples drawn from the parent distribution. Therefore, the numerical illustrations necessarily have to rely on finite samples drawn from the probability distribution.

Nevertheless, any finite sample, how large it can be, cannot mimic the tail behaviour of the parent distribution. We, therefore, present our illustrations in two scenarios: one with fixed sample size, and the other scenario in which we increase the sample size with increasing α_n . Here, in the case of increasing sample size, we further consider two sub-scenarios: α_n 's increase exponentially to 1, and for each increment in α_n , the sample size is increased linearly. In the second sub-scenario, α_n is made to vary as a function of the sample size at an *optimal* rate, as identified through Condition (3.2). The explicit relationship between tail decay and rate of growth of geometric quantiles is exhibited in Figure 5 by plotting $y(\alpha_n)$ for different distributions: a centered Gaussian and the Pareto(δ) family of distributions such that they share the same second moment. We perform this experiment for $\delta = 2.2$ and $\delta = 3.2$, respectively, to illustrate Theorem 2.5 obtained at the population level, where we proved that the third moment can help distinguish the asymptotic behaviour of the geometric quantile whenever the distributions share the same covariance matrix. For simplicity, all the illustrations are shown for the case when $u = (1, 1)$.

It clearly appears in all figures that plotting $y(\alpha_n)$ as a function of α_n gives a visual test to differentiate between distributions based on their tail behaviour.

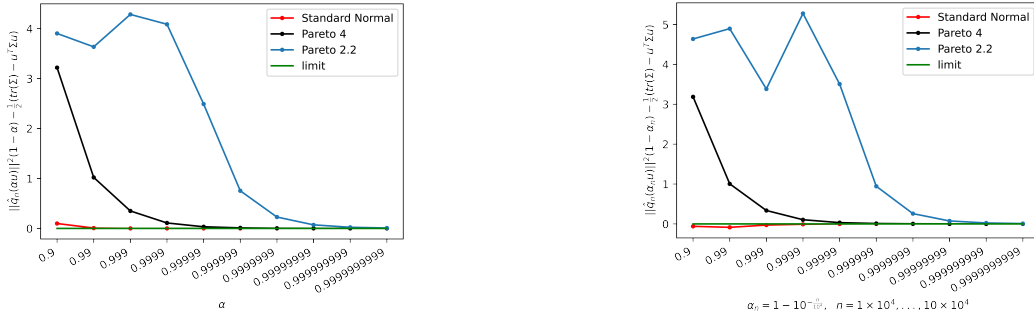


Figure 3: Comparing the convergence for different types of tail distributions, using the 2nd order characterisation of geometric quantiles. The x -scale is chosen for the α -values to look equispaced. Left plot: Number of observations $n = 10^5$ is fixed; quantiles are computed corresponding to the index $\alpha \in \{\alpha(k) = 1 - 10^{-k}, k = 1, \dots, 10\}$ and the unit vector u in the direction $(1, 1)$. Right plot: Growing sample at each point (*i.e.* for each α_n); 10% regularly growing sample, from 10^4 to 10^5 simulated values ($\alpha_n = 1 - 10^{-n/10^4}$ for $n = 10^4, \dots, 10^5$).

In Figure 3, we can clearly identify the difference of behaviour for the various distributions: the lighter the tail, the faster the convergence.

Note also that increasing the number of observations when increasing α_n does not have much impact on the observed pattern, when comparing the left and right plots of Figure 3. We surmise that it is due to the large number of (simulated) observations, 10^5 .

Let us turn to Figure 4, where the plot $y(\alpha_n)$ is made when taking into account the theoretical bound for α_n given in Theorem 3.4, (ii). Note that the plot corresponds to the average of $y(\alpha_n)$ computed 10 times, each with different seed.

In Figure 4, we also observe a distinct behaviour of the function $y(\alpha_n)$ according to the tail of the distribution. The convergence towards the limit 0 is evidently very slow, especially for the Pareto(2.2)-distribution (with no third moment). Nevertheless, note that α_n is still ‘far’ from 1, with the range of α_n corresponding only to the first interspace on the x -axis of Figure 3.

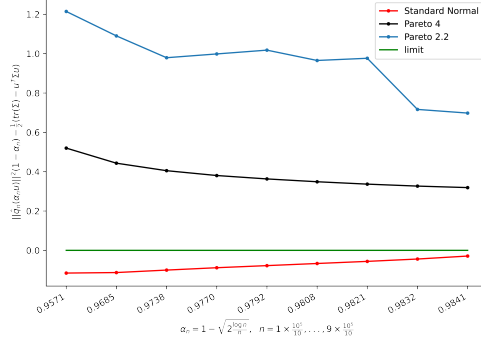


Figure 4: Slowly growing sample at each point (*i.e.* for each α_n), up to 10^5 simulated values, choosing α_n satisfying Condition (3.2) (e.g. $\alpha_n = 1 - \sqrt{2 \log n / n}$), which gives values of α_n going roughly from 0.90 to 0.99 (with a partition of 10, *i.e.* 10 values of α_n). Direction at which quantiles are computed is (1, 1).

Now, we consider the case where the bivariate Gaussian and Pareto distributions share the same second moment (*i.e.* the same variance for each component of the two distributions), to match the case of Theorem 2.5. For Pareto, we choose the parameters 2.2 (no third moment) and 3.3 (finite third moment), respectively. The two corresponding plots of $y(\alpha_n)$ are given in Figure 5, with a growing sample as indicated on the plots, and a zoom (right plots) made when $\alpha(n)$ is extremely close to 1.

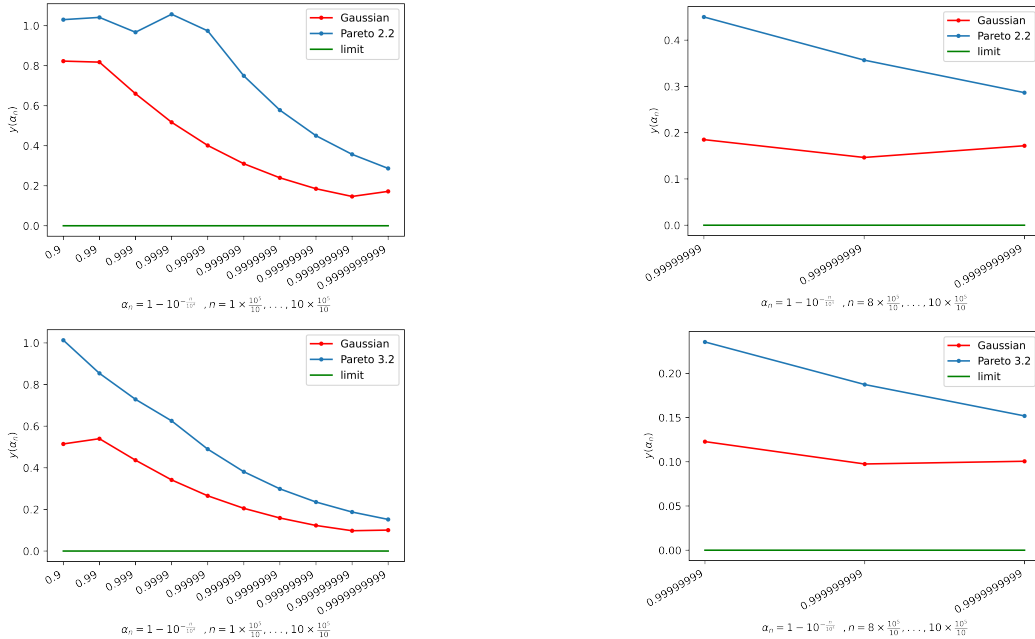


Figure 5: Plot of $y(\alpha_n)$ in terms of $\alpha_n = 1 - 10^{-n} 10^{-4}$, $n = k 10^4$ for $k = 1, 2, \dots, n$, for a bivariate centered Gaussian and Pareto(δ) distributions sharing the same covariance matrix. First row: $\delta = 2.2$, 2nd row: $\delta = 3.2$. On each row, the right plot does a zoom on the last 3 values of α_n . The y -scale is chosen as $y^{1/2}$.

In Figure 5, the curve corresponding to Pareto(δ) is closer for $\delta = 3.2$ to that of the Gaussian than for $\delta = 2.2$, as expected. Larger the δ , faster the convergence. Nevertheless, the function $y(\alpha(n))$

for $\text{Pareto}(\delta)$ remains distinct from that for Gaussian even asymptotically, for $\alpha(n)$ extremely close to 1, as can be seen on the right plots. While expected for $\delta = 3.2$ due to the theoretical result on the rate of convergence under the assumption of a finite third moment, it looks more surprising for $\delta = 2.2$.

3.3.2 Tukey depths

Now, we illustrate Theorems 3.8 & 3.10, considering the asymptotic behaviour of half-depth (or Tukey depths) for light and heavy tailed distributions. We take the same examples as for geometric quantiles, namely Gaussian and Pareto distributions for comparison, as we have characterised the rate of convergence according to the tail behaviour.

In Figure 6, we draw $HD(t_n x, \mathbb{P}_n)$ as a function of t_n growing linearly, choosing for x the direction $(1, 1)$, \mathbb{P}_n coming from bivariate standard Gaussian and $\text{Pareto}(\delta)$ distributions, with independent components, and $\delta = 2.2$ and 3.2 , but also, since we do not have any condition on moments in our theoretical results, $\delta = 1.9$ to consider a very heavy tail. As previously for the geometric quantiles, we compare t_n when taking a fixed sample (left plot) and when taking a growing one (right plot).

Comparing the different depths according to the type of distributions, from very light to moderate heavy (with no third moment), we clearly observe a different rate of convergence towards 0. The heavier is the distribution, the slower is the convergence.

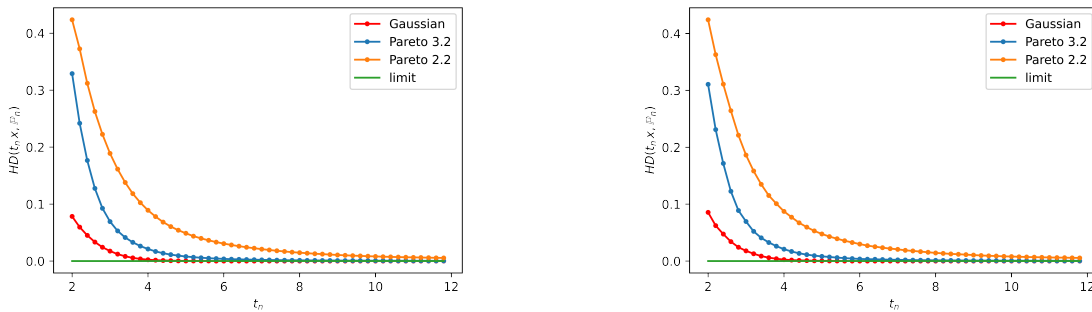


Figure 6: Tukey depths are computed at points in direction $x = (1, 1)$ and given in terms of (t_n) growing linearly in n ($t_n = 1.8 + n \cdot 10^{-4}$, with $n = k \cdot 10^5 / 50$, $k = 1, 2, \dots, 50$). Samples are taken from independent bivariate Pareto with parameter 2.2 and 3.2, respectively, and Gaussian distribution with diagonal covariance matrix $\text{diag}(2, 2)$. Number of observations is 10^5 . Left plot: fixed sample. Right plot: growing sample, with a partition of 50

Next, building on the rate of convergence found in the light tail (see Theorem 3.10 and Example 3.12) and the heavy tail case (see Theorem 3.8), we draw $HD(t_n x, \mathbb{P}_n)$ as a function of t_n . Given the very different speeds of convergence obtained for the light versus heavy tails, we first give a plot for the Gaussian sample only, then a plot for $\text{Pareto}(\delta)$ samples with varying δ , so that we can appreciate the different behaviour and convergence depending on the heaviness. The sequence $\{t_n\}$ is chosen according to the type of distribution. For the Gaussian case (see Figure 7, left plot), $t_n = \sqrt{\log n}$ (choosing $\beta = 1/2$ in Example 3.12, Gaussian case). For Pareto distributions (see Figure 7, middle plot), we consider $t_n = n^{-\frac{\beta}{2\delta}}$, with $0 < \beta < 1$ also chosen as $1/2$ and the Pareto parameter δ corresponding to the less heavy, *i.e.* $\delta = 3.2$ (since the lighter tail, the faster the convergence towards 0). Finally, we provide a last plot (see Figure 7, right plot)

comparing the Gaussian and Pareto cases, choosing the scaling t_n associated with the Gaussian distribution, for better visualizing the difference of behaviours and speeds of convergence.

The three plots given in Figure 7 highlight the difference of rates of decay of the halfspace depths according to the tail behaviour of the measure. The left and middle plots point out the fast convergence of halfspace depth for the Gaussian sample (decreasing from 2.6% to less than 1% (0.83%) on the given range for $t_n(\text{Gaussian})$), and the impact of the heaviness for the Pareto samples, with a decrease from 26.7% to 16% on the given range for $t_n(\text{Pareto}(3.2))$ for the Pareto with 3rd moment, from 39% to 30% for the Pareto(2.5), while from 43% to 35% for the heaviest Pareto (with no 2nd moment), hence a very slow decrease compared with Pareto(3.2). The third plot allows for a direct comparison between light and heavy tails, considering the Gaussian scaling for t_n ; the relation between the rate of decay of the halfspace depth to 0 and the tail behaviour becomes even more obvious.

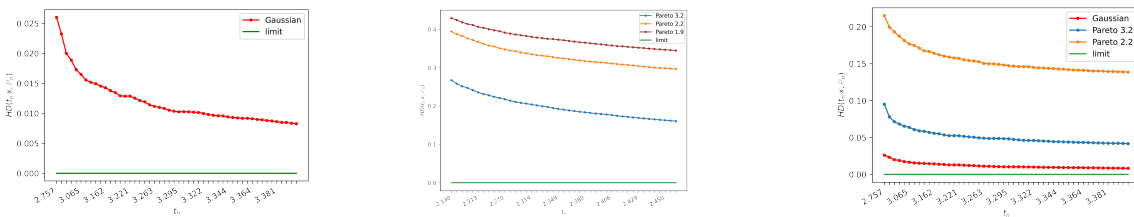


Figure 7: Tukey depths are computed at points in direction $x = (1, 1)$ given in terms of (t_n) . Samples are taken from independent bivariate Pareto with parameter 1.9, 2.2 and 3.2, respectively, and Gaussian distribution with diagonal covariance matrix $diag(2, 2)$. Number of observations is 10^5 . Left plot: Halfspace depth for the Gaussian sample. Middle plot: Comparing the halfspace depth behaviours when considering Pareto(δ) samples, varying δ , t_n corresponding to $t_n(\text{Pareto}(3.2))$. Right plot: Halfspace depth behaviours for Gaussian and Pareto(δ) samples (choosing $\delta > 2$) and for $t_n = t_n(\text{Gaussian})$.

Note that it would have been nice to look at the convergence towards 1 of the normalized halfspace depth function $HD(t_n x, \mathbb{P}_n)/N(t_n)$ (rather than $HD(t_n x, \mathbb{P}_n)$), as a function of t_n , where $N(t_n)$ corresponds to the speed of convergence, namely of order $N(t_n) = n^{-\eta}$ for the Gaussian case (see Example 3.12) and $N(t_n) = V(t_n)$ as defined in Theorem 3.8 for the Pareto one. Nevertheless, to observe something informative in terms of convergence, it would require a huge number of observations (more than 10^{20}), which is computationally not feasible with the R-package we are using. We conjecture that a possible way to circumvent this computational hurdle would be to use the geometry of isoquantile (isodepth) contours, as they secrete immense amount of information about the underlying distribution.

3.3.3 Which descriptive and inferential tool to use, geometric quantile or halfspace depth function?

If one were to wonder which one of the two geometric measures to use as an inferential tool to identify the tail behaviour of the underlying measure, as usual, the answer cannot be binary. So it would depend on the data set to be tackled.

As we know, geometric quantiles uniquely characterise the underlying distribution, whereas halfspace depths characterise the underlying distribution only in certain cases Nagy (2022). It seems apparent then to believe that geometric quantiles should be a natural choice as an inferential tool. However, there are clear advantages of using halfspace depths in certain scenarios. For

instance, halfspace depths provide an immediate visual estimate of the support of the underlying distribution, which geometric quantiles fail to provide in an easy way. Halfspace depth contours show close resemblance to the isodensity contours, and thus provide a visual tool in identifying the underlying measure, whereas the iso-geometric quantile contours of even an elliptically symmetric distribution do not appear convex near the extremes. Nevertheless, for a ‘nice’ dataset, the geometric quantiles exhibit a much faster convergence than the halfspace depth, and can be computed for dimension higher than 2, while it becomes quite a computational challenge for halfspace depth.

4 Proofs

4.1 Proof of Theorem 2.5

We begin with the proof of (2.3) by expressing all the terms involved in terms of the orthonormal basis $\{u, w_1, \dots, w_{d-1}\}$ of \mathbb{R}^d . Let $b(\alpha)$ and $\{\beta_k(\alpha)\}_{k=1}^{d-1}$ be real numbers defined by

$$\frac{q(\alpha u)}{\|q(\alpha u)\|} = b(\alpha)u + \sum_{k=1}^{d-1} \beta_k(\alpha)w_k. \quad (4.1)$$

Therefore,

$$q(\alpha u) - \|q(\alpha u)\| u = \|q(\alpha u)\| (b(\alpha) - 1) u + \|q(\alpha u)\| \sum_{k=1}^{d-1} \beta_k(\alpha)w_k.$$

Also, observe that

$$\mathbb{E}[X - \langle X, u \rangle u] = \sum_{k=1}^{d-1} w_k \mathbb{E}\langle X, w_k \rangle.$$

In view of the above two equations, can write

$$\begin{aligned} & \|q(\alpha u)\| \left[q(\alpha u) - \|q(\alpha u)\| u - \mathbb{E}(X - \langle X, u \rangle u) \right] \\ = & \|q(\alpha u)\|^2 (b(\alpha) - 1) u + \|q(\alpha u)\|^2 \sum_{k=1}^{d-1} \beta_k(\alpha)w_k - \|q(\alpha u)\| \sum_{k=1}^{d-1} \mathbb{E}\langle X, w_k \rangle w_k, \end{aligned}$$

which forms the expression of interest in Equation (2.3).

Introducing the desired limit to this expression, we have

$$\begin{aligned} & \|q(\alpha u)\| \left[q(\alpha u) - \|q(\alpha u)\| u - \mathbb{E}(X - \langle X, u \rangle u) \right] \\ & + \frac{1}{2} \|\mathbb{E}(X - \langle X, u \rangle u)\|^2 u - \sum_{k=1}^{d-1} \text{cov}(\langle X, u \rangle, \langle X, w_k \rangle) w_k \\ = & \underbrace{\left[\|q(\alpha u)\|^2 (b(\alpha) - 1) + \frac{1}{2} \|\mathbb{E}(X - \langle X, u \rangle u)\|^2 \right]}_I u \\ & + \underbrace{\sum_{k=1}^{d-1} \left(\|q(\alpha u)\|^2 \beta_k(\alpha) - \|q(\alpha u)\| \mathbb{E}\langle X, w_k \rangle - \text{cov}(\langle X, u \rangle, \langle X, w_k \rangle) w_k \right)}_{II}. \quad (4.2) \end{aligned}$$

Using Lemma 6.4 in [Girard and Stupfler \(2017\)](#), we can write

$$\|q(\alpha u)\|^2 \beta_k(\alpha) - \|q(\alpha u)\| \mathbb{E} \langle X, w_k \rangle - \text{cov}(\langle X, u \rangle, \langle X, w_k \rangle) \rightarrow 0 \quad \text{as } \alpha \rightarrow 1, \quad (4.3)$$

which concludes that part-II in the above equation converges to 0 as $\alpha \rightarrow 1$.

Next, let us consider part-I. First, observe that we can write

$$\|q(\alpha u)\|^2 (1 - b(\alpha)) = \frac{1}{2} \|q(\alpha u)\|^2 (1 - b^2(\alpha)) \left(1 + \frac{1 - b(\alpha)}{1 + b(\alpha)} \right). \quad (4.4)$$

Now, notice that $b(\alpha) \rightarrow 1$ as $\alpha \rightarrow 1$ (by Property 2.2), and $b^2(\alpha) + \sum_1^{d-1} \beta_k^2(\alpha) = 1$. Therefore, Equation (4.4) simplifies to

$$\|q(\alpha u)\|^2 (1 - b(\alpha)) = \frac{1}{2} \|q(\alpha u)\|^2 \sum_{k=1}^{d-1} \beta_k^2(\alpha) (1 + o(1)). \quad (4.5)$$

However, by the definition of $\beta_k(\alpha)$ and orthogonality of the basis $\{u, w_1, \dots, w_{d-1}\}$, we have

$$\|q(\alpha u)\| \beta_k(\alpha) = \|q(\alpha u)\| \left\langle \frac{q(\alpha u)}{\|q(\alpha u)\|} - \alpha u, w_k \right\rangle.$$

Now, using Lemma 6.2 in [Girard and Stupfler \(2017\)](#), we have

$$\|q(\alpha u)\| \beta_k(\alpha) = \|q(\alpha u)\| \left\langle \frac{q(\alpha u)}{\|q(\alpha u)\|} - \alpha u, w_k \right\rangle \xrightarrow{\alpha \rightarrow 1} \mathbb{E} \langle X - \langle X, u \rangle u, w_k \rangle.$$

Therefore,

$$\|q(\alpha u)\|^2 (1 - b(\alpha)) \xrightarrow{\alpha \rightarrow 1} \frac{1}{2} \sum_{k=1}^{d-1} [\mathbb{E} \langle X - \langle X, u \rangle u, w_k \rangle]^2 = \frac{1}{2} \|\mathbb{E} (X - \langle X, u \rangle u)\|^2, \quad (4.6)$$

which proves that part-I of (4.2) converges to 0 as $\alpha \rightarrow 1$. This, together with (4.3), proves the first part of the theorem.

We now prove the second part of Theorem 2.5. Using once again Lemmas 6.2 & 6.3 in [Girard and Stupfler \(2017\)](#), we can write

$$\begin{aligned} & \|q(\alpha u)\| \left[\|q(\alpha u)\|^2 \beta_k^2(\alpha) - |\mathbb{E} \langle X, w_k \rangle|^2 \right] \\ &= \left[\|q(\alpha u)\| \left(\|q(\alpha u)\| \beta_k(\alpha) - |\mathbb{E} \langle X, w_k \rangle| \right) \right] \left[\|q(\alpha u)\| \beta_k(\alpha) + \mathbb{E} \langle X, w_k \rangle \right] \\ & \xrightarrow{\alpha \rightarrow 1} \text{cov}(\langle X, u \rangle, \langle X, w_k \rangle) \ 2\mathbb{E} \langle X, w_k \rangle. \end{aligned} \quad (4.7)$$

Using the decomposition (4.1) and Proposition 6.3 in [Girard and Stupfler \(2017\)](#) under the assumption $\mathbb{E} \|X\|^3 < \infty$, we have

$$\begin{aligned} & \|q(\alpha u)\| \left(\|q(\alpha u)\|^2 (1 - \alpha b(\alpha)) - \frac{1}{2} \mathbb{E} \|X - \langle X, u \rangle u\|^2 \right) \\ & \xrightarrow{\alpha \rightarrow 1} \mathbb{E} \left(\langle X, u \rangle \left[\|X - \langle X, u \rangle u\|^2 - \langle X, \mathbb{E} (X - \langle X, u \rangle u) \rangle \right] \right) \triangleq f_X(u). \end{aligned} \quad (4.8)$$

Therefore, from Equations (4.7) and (4.8), we can conclude that

$$\begin{aligned} & \|q(\alpha u)\| \left(\|q(\alpha u)\|^2 \left(1 - \alpha b(\alpha)\right) - \frac{1}{2} \mathbb{E} \|X - \langle X, u \rangle u\|^2 - \frac{1}{2} \sum \left[\|q(\alpha u)\|^2 \beta_k^2(\alpha) - |\mathbb{E} \langle X, w_k \rangle|^2 \right] \right) \\ & \xrightarrow{\alpha \rightarrow 1} f_X(u) - \sum_{k=1}^{d-1} \mathbb{E} \langle X, w_k \rangle \operatorname{cov}(\langle X, u \rangle, \langle X, w_k \rangle). \end{aligned} \quad (4.9)$$

Notice that the left hand side of Equation (4.9) can be rewritten as

$$\|q(\alpha u)\| \left(\|q(\alpha u)\|^2 \frac{1}{2} \left(1 - \alpha^2 + (b(\alpha) - \alpha)^2\right) - \frac{1}{2} \sum_{k=1}^{d-1} \operatorname{var} \langle X, w_k \rangle \right),$$

by observing that $(1 - b^2(\alpha)) = \sum_{k=1}^{d-1} \beta_k^2(\alpha)$, and some further algebraic manipulation.

Moreover, $\|q(\alpha u)\|^3 (\alpha - b(\alpha))^2 \xrightarrow{\alpha \rightarrow 1} 0$ since, via Proposition 6.3 in Girard and Stupfler (2017), $\|q(\alpha u)\| (\alpha - b(\alpha)) \xrightarrow{\alpha \rightarrow 1} 0$ and $\|q(\alpha u)\|^2 (\alpha - b(\alpha)) \xrightarrow{\alpha \rightarrow 1} 0$. We deduce that

$$\|q(\alpha u)\| \left(\|q(\alpha u)\|^2 (1 - \alpha) - (\operatorname{tr} \Sigma - u' \Sigma u) \right) \xrightarrow{\alpha \rightarrow 1} f_X(u) - \sum_{k=1}^{d-1} \mathbb{E} \left(\langle X, w_k \rangle \operatorname{cov}(\langle X, u \rangle, \langle X, w_k \rangle) \right),$$

which proves (2.4). \square

4.2 Proof of Theorem 2.8

Since f is elliptically symmetric, there exists a function $g : \mathbb{R} \rightarrow \mathbb{R}$ such that $f(x) = g(x^T \Sigma x)$. After applying a suitable change of variables, we can make f spherically symmetric. Therefore, it is sufficient to prove the result for spherically symmetric distributions, namely, assuming Σ to be orthogonal matrix, it suffices to show that $\lim_{t \rightarrow \infty} \frac{HD(tx)}{HD(t\Sigma x)} = 1$.

We shall begin with using Definition 2.7 of halfspace depth to express the ratio as

$$\frac{HD(tx)}{HD(t\Sigma x)} = \frac{\inf_{|p|=1} \int_{\{y: p^T (y-tx) \geq 0\}} f(y) dy}{\inf_{|p|=1} \int_{\{y: p^T (y-t\Sigma x) \geq 0\}} f(y) dy}.$$

Set $p_t = \Sigma^{-1} \left(\arg \min_{|p|=1} \int_{\{y: p^T (y-t\Sigma x) \geq 0\}} f(y) dy \right)$. Thus, we have

$$\frac{HD(tx)}{HD(t\Sigma x)} \leq \frac{\int_{\{y: (p_t)^T \cdot (y-tx) \geq 0\}} f(y) dy}{\int_{\{y: (\Sigma p_t)^T \cdot (y-t\Sigma x) \geq 0\}} f(y) dy}.$$

Now, using the transformation $y = tz$ in the numerator and $y = t\Sigma z$ in the denominator, we obtain

$$\frac{HD(tx)}{HD(t\Sigma x)} \leq \frac{\int_{\{z: (p_t)^T \cdot (z-x) \geq 0\}} f(tz) t^d dz}{\int_{\{z: (p_t)^T \cdot (z-x) \geq 0\}} f(t\Sigma z) |\Sigma^{-1}| t^d dz} = \frac{\int_{\{z: (p_t)^T \cdot (z-x) \geq 0\}} \left[\frac{f(tz)}{f(t\Sigma z)} \right] f(t\Sigma z) dz}{\int_{\{z: (p_t)^T \cdot (z-x) \geq 0\}} f(t\Sigma z) dz}.$$

Notice that, by choosing t large enough, the ratio $\frac{f(tz)}{f(t\Sigma z)}$ can be made smaller than $(1 + \epsilon)$ for any $\epsilon > 0$, uniformly in z . Hence, for t large enough, we obtain

$$\frac{HD(tx)}{HD(t\Sigma x)} \leq (1 + \epsilon).$$

Using similar arguments, we can also show that

$$\frac{HD(tx)}{HD(t\Sigma x)} \geq \frac{1}{1 + \epsilon}.$$

Combining the above two inequalities, we conclude the following uniform convergence,

$$\frac{HD(tx)}{HD(t\Sigma x)} \rightarrow 1, \quad \text{as } t \rightarrow \infty.$$

□

4.3 Proof of Theorem 2.10

- (i) The proof of the upper bound is based on a simple application of Markov inequality. Indeed, we can write, for any Y with distribution \mathbb{P} ,

$$HD(tx, \mathbb{P}) = \inf_{|p|=1} \mathbb{P}[e^{p^T Y} \geq e^{tp^T x}] \leq \inf_{|p|=1} e^{-tp^T x} \mathbb{E}[e^{p^T Y}],$$

from which the first result follows.

- (ii) Recall the Tukey definition of halfspace depth for any measure \mathbb{P} given in Definition 2.7, but also the alternative way to rewrite this definition (see (2.5)), using the standard parameterisation of a halfspace in terms of its distance from origin, and its normal vector, namely:

$$HD(x, \mathbb{P}) = \inf_{\theta \in S^{d-1}} \mathbb{P}[\langle \theta, X \rangle \geq \langle \theta, x \rangle].$$

Let $c > 0$ be such that, for all sufficiently large values of R ,

$$\inf_{\theta \in S^{d-1}} \frac{\mathbb{P}[\langle \theta, X \rangle \geq R]}{f(R)} > c > 0. \quad (4.10)$$

Invoking the definition of halfspace depth, we can write

$$HD(tx, \mathbb{P}) = \inf_{\theta \in S^{d-1}} \mathbb{P}[\langle \theta, X \rangle \geq t\langle \theta, x \rangle] \geq \inf_{\theta \in S^{d-1}} \mathbb{P}[\langle \theta, X \rangle \geq t\|x\|] \geq c f(t\|x\|),$$

hence the lower bound.

4.4 Proof of Theorem 3.2

We shall begin with some regularity estimates for the function $(x, q) \mapsto \frac{x - q}{\|x - q\|}$, which is going to play a crucial role in the proof of Theorem 3.2.

Lemma 4.1 Let $\{q_n\}_{n \geq 1} \subset \mathbb{R}^d$ be such that $q_n \xrightarrow[n \rightarrow \infty]{} q_\infty$. Define $f : \mathbb{R}^d \times \mathbb{R}^d \rightarrow \mathbb{R}^d$ by,

$$f(x, q) = \begin{cases} \frac{x-q}{\|x-q\|} & x \neq q \\ 0 & x = q. \end{cases} \quad (4.11)$$

Then, for n large enough,

$$\|f(x, q_n) - f(x, q_\infty)\| < K_M \|q_n - q_\infty\|, \quad \text{whenever } \|x - q_\infty\| > M > 0,$$

where K_M is a constant depending on M .

Proof: Observe that, for $x \neq q$,

$$\nabla_q f(x, q) = -\frac{1}{\|x - q\|} \left[I_{d \times d} - \frac{(x - q)^T (x - q)}{\|x - q\|^2} \right]. \quad (4.12)$$

If $\|x - q_n\| > \frac{M}{2}$, then writing $\|\cdot\|_F$ for the Frobenius norm, we have

$$\|\nabla_q f(x, q_n)\|_F \leq \frac{2}{M} \times d(d+1). \quad (4.13)$$

Since $q_n \xrightarrow[n \rightarrow \infty]{} q_\infty$, there exists k_0 large enough such that $\|q_n - q_\infty\| < \frac{M}{2}$, $\forall n \geq k_0$. Then, whenever x satisfies $\|x - q_\infty\| > M$, it follows that, for all $n \geq k_0$, $\|x - q_n\| > \frac{M}{2}$. Thereby, for such an x ,

$$\|f(x, q_n) - f(x, q_\infty)\| < \frac{2d(d+1)}{M} \|q_n - q_\infty\|, \quad \forall n \geq k_0,$$

which concludes the proof. \square

In addition to the above observation, we also need primary estimates for the asymptotic behaviour of $\sum_{i=1}^n (X_i - \hat{q}_n(\alpha_n u)) \|X_i - \hat{q}_n(\alpha_n u)\|^{-1}$, for $u \in S^d$, and $\alpha_n \in (0, 1)$. Recall from Theorem 2.12 in [Chaudhury \(1996\)](#) that

$$\left| \frac{1}{n} \sum_{\substack{i=1 \\ X_i \neq \hat{q}_n(\alpha_n u)}}^n \frac{X_i - \hat{q}_n(\alpha_n u)}{\|X_i - \hat{q}_n(\alpha_n u)\|} + \alpha_n u \right| \leq \frac{1}{n} \#\{i : X_i = \hat{q}_n(\alpha_n u)\}.$$

Since $\mathbb{P}[\#\{i : X_i = \hat{q}_n(\alpha_n u)\} > 1] = 0$ for samples drawn from any continuous distribution, we have

$$\lim_{n \rightarrow \infty} \left| \frac{1}{n} \sum_{\substack{i=1 \\ X_i \neq \hat{q}_n(\alpha_n u)}}^n \frac{X_i - \hat{q}_n(\alpha_n u)}{\|X_i - \hat{q}_n(\alpha_n u)\|} + \alpha_n u \right| = 0 \quad \text{a.s.}$$

In other words,

$$\lim_{n \rightarrow \infty} \frac{1}{n} \sum_{\substack{i=1 \\ X_i \neq \hat{q}_n(\alpha_n u)}}^n \frac{X_i - \hat{q}_n(\alpha_n u)}{\|X_i - \hat{q}_n(\alpha_n u)\|} = -u \quad \text{a.s.} \quad (4.14)$$

Proof of Theorem 3.2. We shall prove the result by contradiction. For part (i), let us assume that $\{\hat{q}_n(\alpha_n u)\}$ is a bounded sequence; so, we can always extract a convergent subsequence. To

avoid complexity of notation, let us consider $\lim_{n \rightarrow \infty} \|\hat{q}_n(\alpha_n u)\| = q_\infty$ and $\|q_\infty\| < +\infty$. We can write

$$\begin{aligned}
& \left| \frac{1}{n} \sum_{\substack{i=1 \\ X_i \neq \hat{q}_n(\alpha_n u)}}^n \frac{X_i - \hat{q}_n(\alpha_n u)}{\|X_i - \hat{q}_n(\alpha_n u)\|} - \frac{1}{n} \sum_{i=1}^n \frac{X_i - q_\infty}{\|X_i - q_\infty\|} \right| \\
& \leq \frac{1}{n} \sum_{\substack{i=1 \\ X_i \neq \hat{q}_n(\alpha_n u)}}^n \left| \frac{X_i - \hat{q}_n(\alpha_n u)}{\|X_i - \hat{q}_n(\alpha_n u)\|} - \frac{X_i - q_\infty}{\|X_i - q_\infty\|} \right| + \frac{1}{n} \quad (\text{since } \mathbb{P}[\#\{i : X_i = \hat{q}_n(\alpha_n u)\} > 1] = 0) \\
& = \frac{1}{n} \sum_{\substack{i=1 \\ X_i \neq \hat{q}_n(\alpha_n u)}}^n \left| \frac{X_i - \hat{q}_n(\alpha_n u)}{\|X_i - \hat{q}_n(\alpha_n u)\|} - \frac{X_i - q_\infty}{\|X_i - q_\infty\|} \right| \mathbb{1}_{\{|X_i - q_\infty| > M > 0\}} \\
& \quad + \frac{1}{n} \sum_{\substack{i=1 \\ X_i \neq \hat{q}_n(\alpha_n u)}}^n \left| \frac{X_i - \hat{q}_n(\alpha_n u)}{\|X_i - \hat{q}_n(\alpha_n u)\|} - \frac{X_i - q_\infty}{\|X_i - q_\infty\|} \right| \mathbb{1}_{\{|X_i - q_\infty| \leq M\}} + \frac{1}{n} \\
& \leq K_M \|\hat{q}_n(\alpha_n u) - q_\infty\| + \frac{1}{n} \times 2 \sum_{\substack{i=1 \\ X_i \neq \hat{q}_n(\alpha_n u)}}^n \mathbb{1}_{\{|X_i - q_\infty| \leq M\}} + \frac{1}{n},
\end{aligned}$$

where the first term is coming from Lemma 4.1, and the second term from the triangle inequality. Let us set $\epsilon > 0$ small. Then, by the Glivenko–Cantelli theorem, there exists a small enough M such that,

$$\frac{1}{n} \sum_{\substack{i=1 \\ X_i \neq \hat{q}_n(\alpha_n u)}}^n \mathbb{1}_{\{|X_i - q_\infty| \leq M\}} < \frac{\epsilon}{6} \quad \text{a.s. for sufficiently large } n.$$

Now, choose n large so that $\|\hat{q}_n(\alpha_n u) - q_\infty\| < \frac{\epsilon}{3K_M}$ and $\frac{1}{n} < \frac{\epsilon}{3}$. Therefore, we obtain

$$\left| \frac{1}{n} \sum_{\substack{i=1 \\ X_i \neq \hat{q}_n(\alpha_n u)}}^n \frac{X_i - \hat{q}_n(\alpha_n u)}{\|X_i - \hat{q}_n(\alpha_n u)\|} - \frac{1}{n} \sum_{i=1}^n \frac{X_i - q_\infty}{\|X_i - q_\infty\|} \right| < \epsilon.$$

Since ϵ is arbitrary, we conclude that

$$\lim_{n \rightarrow \infty} \left| \frac{1}{n} \sum_{\substack{i=1 \\ X_i \neq \hat{q}_n(\alpha_n u)}}^n \frac{X_i - \hat{q}_n(\alpha_n u)}{\|X_i - \hat{q}_n(\alpha_n u)\|} - \frac{1}{n} \sum_{i=1}^n \frac{X_i - q_\infty}{\|X_i - q_\infty\|} \right| = 0. \quad (4.15)$$

Now, using the strong law of large numbers, we obtain

$$\lim_{n \rightarrow \infty} \frac{1}{n} \sum_{i=1}^n \frac{X_i - q_\infty}{\|X_i - q_\infty\|} = E \left[\frac{X - q_\infty}{\|X - q_\infty\|} \right]. \quad (4.16)$$

Combining Equations (4.14), (4.15) and (4.16) provides

$$-u = \lim_{n \rightarrow \infty} \frac{1}{n} \sum_{\substack{i=1 \\ X_i \neq \hat{q}_n(\alpha_n u)}}^n \frac{X_i - \hat{q}_n(\alpha_n u)}{\|X_i - \hat{q}_n(\alpha_n u)\|} = E \left[\frac{X - q_\infty}{\|X - q_\infty\|} \right],$$

implying that

$$\| -u \| = 1 = \left\| E \left[\frac{X - q_\infty}{\|X - q_\infty\|} \right] \right\|. \quad (4.17)$$

Since the distribution of X does not lie on a single straight line, we have

$$\left\| E \left[\frac{X - q_\infty}{\|X - q_\infty\|} \right] \right\| < E \left\| \frac{X - q_\infty}{\|X - q_\infty\|} \right\| = 1,$$

which contradicts (4.17). Therefore, $\|\hat{q}_n(\alpha_n u)\| \xrightarrow{n \rightarrow \infty} \infty$, proving part (i) of the theorem.

Let us turn to (ii) of the theorem, which we again prove via contradiction.

Assume that there exists a subsequence of $\left\{ \frac{\hat{q}_n(\alpha_n u)}{\|\hat{q}_n(\alpha_n u)\|} \right\}$ that converges, as $n \rightarrow \infty$, to some $v \in S^{d-1}$ such that $v \neq u$. For simplicity, let us keep the same notation for the subsequence, *i.e.*, $\left\{ \frac{\hat{q}_n(\alpha_n u)}{\|\hat{q}_n(\alpha_n u)\|} \right\}_{n \geq 1}$.

Recall Equation (4.14) and let us prove that its left hand side converges to $-v$ almost surely, which will imply $u = v$, thus contradicting the assumption. We can write, using similar arguments as previously,

$$\begin{aligned} & \left| \frac{1}{n} \sum_{i=1}^n \frac{X_i - \hat{q}_n(\alpha_n u)}{\|X_i - \hat{q}_n(\alpha_n u)\|} \mathbb{1}_{\{X_i \neq \hat{q}_n(\alpha_n u)\}} + \frac{1}{n} \sum_{i=1}^n v \right| \leq \frac{1}{n} + \frac{1}{n} \sum_{i=1}^n \left| \frac{X_i - \hat{q}_n(\alpha_n u)}{\|X_i - \hat{q}_n(\alpha_n u)\|} + v \right| \mathbb{1}_{\{X_i \neq \hat{q}_n(\alpha_n u)\}} \\ & \leq \frac{1}{n} + \frac{1}{n} \sum_{i=1}^n \left| \frac{\frac{X_i}{\|\hat{q}_n(\alpha_n u)\|} - \frac{\hat{q}_n(\alpha_n u)}{\|\hat{q}_n(\alpha_n u)\|}}{\left| \frac{X_i}{\|\hat{q}_n(\alpha_n u)\|} - \frac{\hat{q}_n(\alpha_n u)}{\|\hat{q}_n(\alpha_n u)\|} \right|} + v \right| \mathbb{1}_{\{X_i \neq \hat{q}_n(\alpha_n u), |X_i| \leq M\}} + 2 \frac{1}{n} \sum_{i=1}^n \mathbb{1}_{\{|X_i| > M\}}. \end{aligned} \quad (4.18)$$

Fix $\epsilon > 0$ and choose N_0 such that

$$n\epsilon > 4, \quad \forall n \geq N_0. \quad (4.19)$$

Next, observe that

$$\frac{1}{n} \sum_{i=1}^n \mathbb{1}_{\{|X_i| > M\}} \leq \frac{1}{n} \sum_{i=1}^n \left| \mathbb{1}_{\{|X_i| > M\}} - (1 - F_{|X|}(M)) \right| + (1 - F_{|X|}(M)).$$

Now, invoking the Glivenko–Cantelli theorem again, there exist $M_0 > 0$ and N_1 integer such that

$$\frac{1}{n} \sum_{i=1}^n \mathbb{1}_{\{|X_i| > M\}} \leq \frac{\epsilon}{8} \quad \forall M > M_0 \quad \text{and } n > N_1. \quad (4.20)$$

Thus, combining Equations (4.19) and (4.20) with (4.18), we have

$$\begin{aligned} & \left| \frac{1}{n} \sum_{i=1}^n \frac{X_i - \hat{q}_n(\alpha_n u)}{\|X_i - \hat{q}_n(\alpha_n u)\|} \mathbb{1}_{\{X_i \neq \hat{q}_n(\alpha_n u)\}} + \frac{1}{n} \sum_{i=1}^n v \right| \\ & \leq \frac{\epsilon}{2} + \frac{1}{n} \sum_{i=1}^n \left| \frac{\frac{X_i}{\|\hat{q}_n(\alpha_n u)\|} - \frac{\hat{q}_n(\alpha_n u)}{\|\hat{q}_n(\alpha_n u)\|}}{\left| \frac{X_i}{\|\hat{q}_n(\alpha_n u)\|} - \frac{\hat{q}_n(\alpha_n u)}{\|\hat{q}_n(\alpha_n u)\|} \right|} + v \right| \mathbb{1}_{\{X_i \neq \hat{q}_n(\alpha_n u), |X_i| \leq M\}}. \end{aligned} \quad (4.21)$$

Now recall that we have proved that $\|\hat{q}_n(\alpha_n u)\| \xrightarrow{n \rightarrow \infty} +\infty$. Therefore, under our assumption that

$\frac{\hat{q}_n(\alpha_n u)}{\|\hat{q}_n(\alpha_n u)\|} \xrightarrow{n \rightarrow \infty} v$, we have that, whenever $|X_i| \leq M$ and $X_i \neq \hat{q}_n(\alpha_n u)$,

$$\left(\frac{X_i}{\|\hat{q}_n(\alpha_n u)\|} - \frac{\hat{q}_n(\alpha_n u)}{\|\hat{q}_n(\alpha_n u)\|} \right) \left| \frac{X_i}{\|\hat{q}_n(\alpha_n u)\|} - \frac{\hat{q}_n(\alpha_n u)}{\|\hat{q}_n(\alpha_n u)\|} \right|^{-1} \xrightarrow{n \rightarrow \infty} -v \quad a.s.$$

and this convergence is uniform in $i \leq n$. Therefore, the middle term in (4.18) can be made smaller than $\epsilon/3$ by choosing a sufficiently large n . Thus, concluding that

$$\lim_{n \rightarrow \infty} \frac{1}{n} \sum_{i=1}^n \frac{X_i - \hat{q}_n(\alpha_n u)}{\|X_i - \hat{q}_n(\alpha_n u)\|} \mathbb{1}_{\{X_i \neq \hat{q}_n(\alpha_n u)\}} = -v, \quad (4.22)$$

together with (4.14), contradicts the assumption about the existence of $v \neq u$, thereby completing the proof of part (ii) of Theorem 3.2. \square

We now state (and prove) the following auxilliary result that provides an upperbound on the rate of growth of the sample geometric quantiles, and this will form a necessary part in the proof of Theorem 3.3.

Proposition 4.2 *Let $\{X_n\}_{n \geq 1}$ be an i.i.d. sample drawn from distribution \mathbb{P} on \mathbb{R}^d , whose support is not contained in any one dimensional affine subspace of \mathbb{R}^d . Let $\{\delta_n\}_{n \geq 1}$, $\{k_n\}_{n \geq 1}$ and $\{\alpha_n\}_{n \geq 1}$ be sequences of real numbers satisfying the following conditions:*

- δ_n be such that $\sum_{n=1}^{\infty} \exp(-n\delta_n^2) < \infty$
- k_n be such that $\mathbb{P}(\|X_i\| > k_n) \leq \delta_n$
- $\alpha_n \in (0, 1)$ be such that $(1 - 4\delta_n - \alpha_n) > 0$ and $\alpha_n \xrightarrow{n \rightarrow \infty} 1$.

Then, we have

$$\|\hat{q}_n(\alpha_n u)\| \leq (M_n + 2)k_n \quad a.s.$$

for any unit vector u and any M_n satisfying $M_n > \frac{\alpha_n + 2\delta_n}{1 - 4\delta_n - \alpha_n}$.

Proof of Proposition 4.2: Let $\{k_n\}_{n \geq 1}$ and $\{\delta_n\}_{n \geq 1}$ be sequences of non-negative real numbers such that $k_n \uparrow \infty$ and $\delta_n \downarrow 0$ as $n \rightarrow \infty$, such that

$$\mathbb{P}(\|X\| > k_n) \leq \delta_n, \quad (4.23)$$

for all $n \geq 1$ (exact form of δ_n will be chosen later). Now invoking Theorem A as stated on p.201 of Serfling (1980) (used in Chaudhury (1992)), Fact 5.1), we introduce

$$p_n(X_i) = \mathbf{1}_{\{\|X_i\| > k_n\}} - \mathbb{P}(\|X_i\| > k_n).$$

Clearly, p_n is symmetric and $|p_n(\cdot)| \leq 2$, for all n . Also, $\mathbb{E}[p_n(X_i)] = 0$ and

$$\sigma^2 = \text{var}(p_n(X_i)) = \mathbb{P}(\|X_i\| > k_n) \mathbb{P}(\|X_i\| \leq k_n) < 1$$

Therefore, applying (Serfling, 1980, Theorem A) for large n with $m = 1$ and $b = 2$ gives:

$$\mathbb{P} \left(\left| \frac{1}{n} \sum_{i=1}^n \mathbf{1}_{\{\|X_i\| > k_n\}} - P(\|X_i\| > k_n) \right| \geq \delta_n \right) \leq 2 \exp \left(-\frac{n\delta_n^2}{2\sigma^2 + \frac{4}{3}\delta_n} \right) \leq 2 \exp \left(-n\frac{\delta_n^2}{4} \right).$$

Note that the first assumption on δ_n in the statement of Proposition 4.2 ensures that $\sum_{i=1}^n \exp \left(-n\frac{\delta_n^2}{4} \right) < \infty$. Hence, by Borel–Cantelli, we conclude that

$$\left| \frac{1}{n} \sum_{i=1}^n \mathbf{1}_{\{\|X_i\| > k_n\}} - \mathbb{P}(\|X_i\| > k_n) \right| < \delta_n, \quad \text{a.s. for all but finitely many } n.$$

Therefore, using the assumption on $\{k_n\}$ (in the same proposition), we have

$$\frac{1}{n} \sum_{i=1}^n \mathbb{1}_{\{\|X_i\| > k_n\}} \leq \mathbb{P}(\|X_i\| > k_n) + \delta_n = 2\delta_n \quad \text{a.s.} \quad (4.24)$$

for all but finite many n , meaning,

$$\frac{1}{n} \sum_{i=1}^n \mathbb{1}_{\{\|X_i\| \leq k_n\}} \geq (1 - 2\delta_n) \quad \text{a.s. for all but finitely many } n. \quad (4.25)$$

Having obtained the preliminary estimates, we are now set to estimate $\|\hat{q}_n(\alpha_n u)\|$. Recall that,

$$\hat{q}_n(\alpha_n u) = \arg \min_q \frac{1}{n} \sum_{i=1}^n (\|X_i - q\| - \alpha_n \langle u, q \rangle - \|X_i\|)$$

So, let us study the objective functional, which we can write as

$$\begin{aligned} & \frac{1}{n} \sum_{i=1}^n (\|X_i - q\| - \alpha_n \langle u, q \rangle - \|X_i\|) \\ &= \frac{1}{n} \sum_{i=1}^n (\|X_i - q\| - \|X_i\|) \mathbb{1}_{\{\|X_i\| \leq k_n\}} + \frac{1}{n} \sum_{i=1}^n (\|X_i - q\| - \|X_i\|) \mathbb{1}_{\{\|X_i\| > k_n\}} - \alpha_n \langle u, q \rangle \\ &\geq \frac{1}{n} \sum_{i=1}^n (\|q\| - \|2X_i\|) \mathbb{1}_{\{\|X_i\| \leq k_n\}} + \frac{1}{n} \sum_{i=1}^n -\|q\| \mathbb{1}_{\{\|X_i\| > k_n\}} - \alpha_n \|q\|, \end{aligned}$$

where we used Cauchy–Schwartz inequality for the last term, and the triangle inequality in two different ways in the last inequality.

Now, setting $\|q\| > (M_n + 2)k_n$ for some $M_n > 1$, whose exact form will be chosen later, we have, whenever $\|X_i\| \leq k_n$, $(\|q\| - 2\|X_i\|) > \|q\| - 2k_n > M_n k_n > \frac{M_n}{M_n+1} \|q\|$. Therefore, the above objective functional can be further reduced to

$$\frac{1}{n} \sum_{i=1}^n (\|X_i - q\| - \alpha_n \langle u, q \rangle - \|X_i\|) \geq \frac{M_n}{M_n + 2} \|q\| \frac{1}{n} \sum_{i=1}^n \mathbb{1}_{\{\|X_i\| \leq k_n\}} - \|q\| \frac{1}{n} \sum_{i=1}^n \mathbb{1}_{\{\|X_i\| > k_n\}} - \alpha_n \|q\|.$$

Subsequently, using Equations (4.24) and (4.25) in the previous inequality provides

$$\begin{aligned}
\frac{1}{n} \sum_{i=1}^n (\|X_i - q\| - \alpha_n \langle u, q \rangle - \|X_i\|) &\geq \frac{M_n}{M_n + 2} \|q\| (1 - 2\delta_n) - \|q\| 2\delta_n - \|q\| \alpha_n \\
&\geq \|q\| \left[\frac{M_n}{M_n + 2} (1 - 2\delta_n) - (\alpha_n + 2\delta_n) \right] \\
&> 0, \quad \text{if } M_n > \frac{\alpha_n + 2\delta_n}{1 - 4\delta_n - \alpha_n}. \tag{4.26}
\end{aligned}$$

As observed in (4.26), the objective functional stays positive whenever $\|q\| > (M_n + 2)k_n$. On the other hand, the objective functional equals 0 for $q = 0$. Therefore, $\|\hat{q}_n(\alpha_n u)\| \leq (M_n + 2)k_n$. \square

4.5 Proof of Theorem 3.3

Proof of part (i) - Let us express

$$\hat{q}_n = \arg \min_q \frac{1}{n} \sum_{i=1}^n \phi(u, X_i - q)$$

with $\phi(u, x) = |x| + \langle u, x \rangle$. Clearly, for $x \neq 0$,

$$\lim_{t \rightarrow 0^+} \frac{\phi(u, x + th) - \phi(u, x)}{t} = \langle u, h \rangle + \left\langle \frac{x}{\|x\|}, h \right\rangle. \tag{4.27}$$

Similarly, for $x = 0$,

$$\lim_{t \rightarrow 0^+} \frac{\phi(u, th) - \phi(u, 0)}{t} = \lim_{t \rightarrow 0^+} \frac{|th| + t\langle u, h \rangle}{t} = |h| + \langle u, h \rangle. \tag{4.28}$$

Observe that the function $\frac{1}{n} \sum_{i=1}^n \phi(u, X_i - q)$ is strictly convex in q , therefore if $\hat{q}_n(u)$ is a solution of this optimisation problem, then, for any $h \in \mathbb{R}^d$,

$$\lim_{t \rightarrow 0^+} t^{-1} \left[\frac{1}{n} \sum_{i=1}^n \phi(u, X_i - \hat{q}_n(u) + th) - \frac{1}{n} \sum_{i=1}^n \phi(u, X_i - \hat{q}_n(u)) \right] \geq 0,$$

which implies, using (4.27) when $x \neq 0$, and (4.28) otherwise,

$$\begin{aligned}
&\frac{1}{n} \sum_{\substack{i=1 \\ X_i \neq \hat{q}_n}}^n \left\langle \frac{X_i - \hat{q}_n(u)}{\|X_i - \hat{q}_n(u)\|} + u, h \right\rangle + \frac{1}{n} \sum_{\substack{i=1 \\ X_i = \hat{q}_n}}^n (|h| + \langle u, h \rangle) \geq 0 \\
\text{i.e. } \langle u, h \rangle + \frac{1}{n} \sum_{\substack{i=1 \\ X_i \neq \hat{q}_n}}^n \left\langle \frac{X_i - \hat{q}_n(u)}{\|X_i - \hat{q}_n(u)\|}, h \right\rangle &\geq -\frac{1}{n} \sum_{\substack{i=1 \\ X_i = \hat{q}_n}}^n |h|. \tag{4.29}
\end{aligned}$$

By replacing h with $-h$ in (4.29), we can conclude that

$$\left| \langle u, h \rangle + \frac{1}{n} \sum_{\substack{i=1 \\ X_i \neq \hat{q}_n}}^n \left\langle \frac{X_i - \hat{q}_n(u)}{\|X_i - \hat{q}_n(u)\|}, h \right\rangle \right| \leq \frac{1}{n} \sum_{\substack{i=1 \\ X_i = \hat{q}_n}}^n |h|. \tag{4.30}$$

Let us consider the expression $\langle \alpha_n u - \frac{\hat{q}_n(\alpha_n u)}{\|\hat{q}_n(\alpha_n u)\|}, v \rangle$. Using (4.30) to estimate $\langle \alpha_n u, v \rangle$, we obtain

$$\left\langle \alpha_n u - \frac{\hat{q}_n(\alpha_n u)}{\|\hat{q}_n(\alpha_n u)\|}, v \right\rangle \leq -\frac{1}{n} \sum_{\substack{i=1 \\ X_i \neq \hat{q}_n}}^n \left\langle \frac{X_i - \hat{q}_n(\alpha_n u)}{\|X_i - \hat{q}_n(\alpha_n u)\|}, v \right\rangle + \frac{1}{n} \sum_{\substack{i=1 \\ X_i = \hat{q}_n}}^n |v| - \left\langle \frac{\hat{q}_n(\alpha_n u)}{\|\hat{q}_n(\alpha_n u)\|}, v \right\rangle.$$

Adding and subtracting the sample average of $\left\langle \frac{X_i}{\|\hat{q}_n(\alpha_n u)\|}, v \right\rangle$, rearranging the terms, and denoting

$$W(x, q) = \left[\left| \frac{x}{\|q\|} - \frac{q}{\|q\|} \right|^{-1} - 1 \right] \left(\frac{x}{\|q\|} - \frac{q}{\|q\|} \right),$$

we rewrite the above inequality as

$$\begin{aligned} \left\langle \alpha_n u - \frac{\hat{q}_n(\alpha_n u)}{\|\hat{q}_n(\alpha_n u)\|}, v \right\rangle &= -\frac{1}{n} \sum_{\substack{i=1 \\ X_i \neq \hat{q}_n}}^n \langle W(X_i, \hat{q}_n(\alpha_n u)), v \rangle + \frac{1}{n} \sum_{\substack{i=1 \\ X_i = \hat{q}_n}}^n |v| \\ &\quad + \frac{1}{n} \sum_{\substack{i=1 \\ X_i = \hat{q}_n}}^n \left\langle \frac{X_i}{\|\hat{q}_n(\alpha_n u)\|} - \frac{\hat{q}_n(\alpha_n u)}{\|\hat{q}_n(\alpha_n u)\|}, v \right\rangle - \frac{1}{n} \sum_{i=1}^n \left\langle \frac{X_i}{\|\hat{q}_n(\alpha_n u)\|}, v \right\rangle. \end{aligned}$$

Multiplying the above with $\|\hat{q}_n(\alpha_n u)\|$, we further have

$$\begin{aligned} &\|\hat{q}_n(\alpha_n u)\| \left\langle \alpha_n u - \frac{\hat{q}_n(\alpha_n u)}{\|\hat{q}_n(\alpha_n u)\|}, v \right\rangle + \frac{1}{n} \sum_{\substack{i=1 \\ x_i \neq \hat{q}_n}}^n \|\hat{q}_n(\alpha_n u)\| \langle W(X_i, \hat{q}_n(\alpha_n u)), v \rangle + \frac{1}{n} \sum_{i=1}^n \langle X_i, v \rangle \\ &\leq \|\hat{q}_n(\alpha_n u)\| \frac{|v|}{n} \#\{i : X_i = \hat{q}_n(\alpha_n u)\}. \end{aligned}$$

Similarly, by replacing v with $-v$ in the above inequality, we have

$$\begin{aligned} &\left| \|\hat{q}_n(\alpha_n u)\| \left\langle \alpha_n u - \frac{\hat{q}_n(\alpha_n u)}{\|\hat{q}_n(\alpha_n u)\|}, v \right\rangle + \frac{1}{n} \sum_{\substack{i=1 \\ x_i \neq \hat{q}_n}}^n \|\hat{q}_n(\alpha_n u)\| \langle W(X_i, \hat{q}_n(\alpha_n u)), v \rangle + \frac{1}{n} \sum_{i=1}^n \langle X_i, v \rangle \right| \\ &\leq \|\hat{q}_n(\alpha_n u)\| \frac{|v|}{n} \#\{i : X_i = \hat{q}_n(\alpha_n u)\}. \end{aligned}$$

Finally, to conclude the proof of the theorem, we shall need to prove the following two claims:

Claim 1:

$$\lim_{n \rightarrow \infty} \frac{1}{n} \sum_{\substack{i=1 \\ X_i \neq \hat{q}_n}}^n \|\hat{q}_n(\alpha_n u)\| \langle W(X_i, \hat{q}_n(\alpha_n u)), v \rangle = -\langle u, v \rangle E \langle X, u \rangle. \quad (4.31)$$

Claim 2:

$$\lim_{n \rightarrow \infty} \frac{\|\hat{q}_n(\alpha_n u)\|}{n} = 0. \quad (4.32)$$

Proof of Claim 1. Set

$$F_{n,i} = \|\hat{q}_n(\alpha_n u)\| \langle W(X_i, \hat{q}_n(\alpha_n u)), v \rangle \mathbb{1}_{\{X_i \neq \hat{q}_n(\alpha_n u)\}} + \langle u, v \rangle \langle X_i, u \rangle$$

and

$$F_n = \frac{1}{n} \sum_{i=1}^n F_{n,i}.$$

Clearly, it suffices to show that $|F_n| \rightarrow 0$ almost surely, as $n \rightarrow \infty$, to obtain (4.31).

We shall break the sum in two parts

$$F_n = \frac{1}{n} \sum_{i=1}^n F_{n,i} \mathbb{1}_{\{\|X_i\| \leq M\}} + \frac{1}{n} \sum_{i=1}^n F_{n,i} \mathbb{1}_{\{\|X_i\| \geq M\}},$$

where $M > 0$ will be chosen later accordingly, and show that each of the two terms converges to 0 almost surely. For the second term, we recall the following estimate (see the proof of Lemma 6.2 in Girard and Stupfler (2017), p.134),

$$\|\hat{q}_n(\alpha_n u)\| \langle W(X_i, \hat{q}_n(\alpha_n u)), v \rangle \mathbb{1}_{\{X_i \neq \hat{q}_n(\alpha_n u)\}} \leq 3\|v\| \|X_i\|,$$

which implies

$$|F_{n,i}| \leq 4\|v\| \|X_i\|.$$

Thus, we have

$$\frac{1}{n} \sum_{i=1}^n F_{n,i} \mathbb{1}_{\{\|X_i\| \geq M\}} \leq 4\|v\| \frac{1}{n} \sum_{i=1}^n \|X_i\| \mathbb{1}_{\{\|X_i\| \geq M\}} \xrightarrow{n \rightarrow \infty} 4\|v\| \mathbb{E} [\|X\| \mathbb{1}_{\{\|X\| \geq M\}}]. \quad (4.33)$$

Let M be large enough so that $4\|v\| \mathbb{E} [\|X\| \mathbb{1}_{\{\|X\| \geq M\}}] < \frac{\epsilon}{2}$.

Next, considering the first term, $F_{n,i} \mathbb{1}_{\{\|X_i\| \leq M\}}$, observe that, whenever $X_i \neq \hat{q}_n(\alpha_n u)$, $W(X_i, \hat{q}_n(\alpha_n u))$ can be rewritten as

$$\begin{aligned} & \|\hat{q}_n(\alpha_n u)\| W(X_i, \hat{q}_n(\alpha_n u)) \\ = & \|\hat{q}_n(\alpha_n u)\| \left\| \frac{X_i}{\|\hat{q}_n(\alpha_n u)\|} - \frac{\hat{q}_n(\alpha_n u)}{\|\hat{q}_n(\alpha_n u)\|} \right\|^{-1} \left[1 - \left\| \frac{X_i}{\|\hat{q}_n(\alpha_n u)\|} - \frac{\hat{q}_n(\alpha_n u)}{\|\hat{q}_n(\alpha_n u)\|} \right\|^2 \right] \\ & \times \left[1 + \left\| \frac{X_i}{\|\hat{q}_n(\alpha_n u)\|} - \frac{\hat{q}_n(\alpha_n u)}{\|\hat{q}_n(\alpha_n u)\|} \right\| \right]^{-1} \left(\frac{X_i}{\|\hat{q}_n(\alpha_n u)\|} - \frac{\hat{q}_n(\alpha_n u)}{\|\hat{q}_n(\alpha_n u)\|} \right) \\ = & \left\| \frac{X_i}{\|\hat{q}_n(\alpha_n u)\|} - \frac{\hat{q}_n(\alpha_n u)}{\|\hat{q}_n(\alpha_n u)\|} \right\|^{-1} \left[-\frac{\|X_i\|^2}{\|\hat{q}_n(\alpha_n u)\|} + 2 \left\langle X_i, \frac{\hat{q}_n(\alpha_n u)}{\|\hat{q}_n(\alpha_n u)\|} \right\rangle \right] \\ & \times \left[1 + \left\| \frac{X_i}{\|\hat{q}_n(\alpha_n u)\|} - \frac{\hat{q}_n(\alpha_n u)}{\|\hat{q}_n(\alpha_n u)\|} \right\| \right]^{-1} \left(\frac{X_i}{\|\hat{q}_n(\alpha_n u)\|} - \frac{\hat{q}_n(\alpha_n u)}{\|\hat{q}_n(\alpha_n u)\|} \right). \end{aligned}$$

Since $\|\hat{q}_n(\alpha_n u)\| \xrightarrow{n \rightarrow \infty} \infty$ and $\frac{\hat{q}_n(\alpha_n u)}{\|\hat{q}_n(\alpha_n u)\|} \xrightarrow{n \rightarrow \infty} u$ almost surely, we thus have

$$\left| \|\hat{q}_n(\alpha_n u)\| \langle W(X_i, \hat{q}_n(\alpha_n u)), v \rangle + \langle u, v \rangle \langle X_i, u \rangle \mathbb{1}_{\{X_i \neq \hat{q}_n(\alpha_n u), \|X_i\| \leq M\}} \right| \xrightarrow{n \rightarrow \infty} 0. \quad (4.34)$$

Observe that the above convergence is uniform in $i \leq n$. Therefore, for any $\epsilon > 0$ and $\omega \in \{\|X_i\| \leq M\}$, there exists a random number $N_\epsilon(\omega) < \infty$ such that

$$\frac{1}{n} \sum_{i=1}^n F_{n,i}(\omega) \mathbb{1}_{\{\|X_i\| \leq M\}} < \frac{\epsilon}{2}, \quad \forall n \geq N_\epsilon(\omega).$$

The claim follows by collating the estimates obtained above and in (4.33).

Proof of Claim 2. We shall invoke Proposition 4.2 to prove this claim. Let us set $\delta_n = \frac{(1 - \alpha_n)}{5}$, implying $1 - 4\delta_n - \alpha_n > 0$. Since $\mathbb{E}\|X_i\| < \infty$, a simple application of Markov's inequality gives us

$$\mathbb{P}\left(\|X_i\| > \frac{5\mathbb{E}\|X_i\|}{(1 - \alpha_n)}\right) \leq \frac{(1 - \alpha_n)}{5} = \delta_n.$$

Now the assumption $\sum_{n=1}^{\infty} \exp(-n(1 - \alpha_n)^2) < \infty$ guarantees that we can apply Proposition 4.2.

Therefore, $\|\hat{q}_n(\alpha_n u)\| \leq (M_n + 2) \frac{5\mathbb{E}\|X_i\|}{(1 - \alpha_n)}$ where M_n is any number greater than $\frac{\alpha_n + 2\delta_n}{1 - 4\delta_n - \alpha_n}$.

Let $M_n = \frac{5}{1 - \alpha_n}$, then $\|\hat{q}_n(\alpha_n u)\| = \mathcal{O}\left(\frac{1}{(1 - \alpha_n)^2}\right)$. Since $\sum_{n=1}^{\infty} \exp(-n(1 - \alpha_n)^2) < \infty$, we have $\frac{\|\hat{q}_n(\alpha_n u)\|}{n} \rightarrow 0$ as $n \rightarrow \infty$, which completes the proof of Claim 2, and hence concludes the proof of part (i) of Theorem 3.3. \square

Proof of part (ii) - Substituting u by $\alpha_n u$ and h by $\frac{\hat{q}_n(\alpha_n u)}{\|\hat{q}_n(\alpha_n u)\|}$ in (4.30), we obtain

$$\left| \left\langle \alpha_n u, \frac{\hat{q}_n(\alpha_n u)}{\|\hat{q}_n(\alpha_n u)\|} \right\rangle + \frac{1}{n} \sum_{\substack{i=1 \\ X_i \neq \hat{q}_n}}^n \left\langle \frac{X_i - \hat{q}_n(\alpha_n u)}{\|X_i - \hat{q}_n(\alpha_n u)\|}, \frac{\hat{q}_n(\alpha_n u)}{\|\hat{q}_n(\alpha_n u)\|} \right\rangle \right| \leq \frac{1}{n} \#\{i : X_i = \hat{q}_n\}. \quad (4.35)$$

Then, we have

$$\begin{aligned} \left\langle \alpha_n u - \frac{\hat{q}_n(\alpha_n u)}{\|\hat{q}_n(\alpha_n u)\|}, \frac{\hat{q}_n(\alpha_n u)}{\|\hat{q}_n(\alpha_n u)\|} \right\rangle &= \left\langle \alpha_n u, \frac{\hat{q}_n(\alpha_n u)}{\|\hat{q}_n(\alpha_n u)\|} \right\rangle - 1 \\ &\leq -\frac{1}{n} \sum_{\substack{i=1 \\ X_i \neq \hat{q}_n}}^n \left\langle \frac{X_i - \hat{q}_n(\alpha_n u)}{\|X_i - \hat{q}_n(\alpha_n u)\|}, \frac{\hat{q}_n(\alpha_n u)}{\|\hat{q}_n(\alpha_n u)\|} \right\rangle - \frac{1}{n} \sum_{\substack{i=1 \\ X_i \neq \hat{q}_n}}^n 1 \\ &= -\frac{1}{n} \sum_{\substack{i=1 \\ X_i \neq \hat{q}_n}}^n \left[\left\langle \frac{X_i - \hat{q}_n(\alpha_n u)}{\|X_i - \hat{q}_n(\alpha_n u)\|}, \frac{\hat{q}_n(\alpha_n u)}{\|\hat{q}_n(\alpha_n u)\|} \right\rangle + 1 \right]. \end{aligned}$$

Similarly,

$$\left\langle \alpha_n u - \frac{\hat{q}_n(\alpha_n u)}{\|\hat{q}_n(\alpha_n u)\|}, \frac{\hat{q}_n(\alpha_n u)}{\|\hat{q}_n(\alpha_n u)\|} \right\rangle \geq -\frac{1}{n} \sum_{\substack{i=1 \\ X_i \neq \hat{q}_n}}^n \left[\left\langle \frac{X_i - \hat{q}_n(\alpha_n u)}{\|X_i - \hat{q}_n(\alpha_n u)\|}, \frac{\hat{q}_n(\alpha_n u)}{\|\hat{q}_n(\alpha_n u)\|} \right\rangle + 1 \right] - \frac{2}{n} \sum_{\substack{i=1 \\ X_i = \hat{q}_n}}^n 1.$$

Combining the two estimates, and setting

$$Z_{n,i} \triangleq \left\langle \frac{X_i - \hat{q}_n(\alpha_n u)}{\|X_i - \hat{q}_n(\alpha_n u)\|}, \frac{\hat{q}_n(\alpha_n u)}{\|\hat{q}_n(\alpha_n u)\|} \right\rangle + 1, \quad (4.36)$$

we conclude

$$0 \leq \left| \left\langle \alpha_n u - \frac{\hat{q}_n(\alpha_n u)}{\|\hat{q}_n(\alpha_n u)\|}, \frac{\hat{q}_n(\alpha_n u)}{\|\hat{q}_n(\alpha_n u)\|} \right\rangle + \frac{1}{n} \sum_{\substack{i=1 \\ X_i \neq \hat{q}_n}}^n Z_{n,i} \right| \leq \frac{2}{n} \quad \text{a.s.} \quad (4.37)$$

since $\#\{i : X_i = \hat{q}_n(\alpha_n u)\} \leq 1$ almost surely for continuous random variables X_i .

Equivalently,

$$\|\hat{q}_n(\alpha_n u)\|^2 \left| \left\langle \alpha_n u - \frac{\hat{q}_n(\alpha_n u)}{\|\hat{q}_n(\alpha_n u)\|}, \frac{\hat{q}_n(\alpha_n u)}{\|\hat{q}_n(\alpha_n u)\|} \right\rangle + \frac{1}{n} \sum_{\substack{i=1 \\ X_i \neq \hat{q}_n}}^n Z_{n,i} \right| \leq 2 \frac{\|\hat{q}_n(\alpha_n u)\|^2}{n}.$$

To finalize the proof of the theorem, we prove the following two claims:

Claim 3:

$$\frac{\|\hat{q}_n(\alpha_n u)\|^2}{n} \xrightarrow{n \rightarrow \infty} 0.$$

Claim 4:

$$\frac{\|\hat{q}_n(\alpha_n u)\|^2}{n} \sum_{\substack{i=1 \\ X_i \neq \hat{q}_n}}^n Z_{n,i} \xrightarrow{n \rightarrow \infty} \frac{1}{2} \mathbb{E} \|X - \langle X, u \rangle u\|^2.$$

Proof of Claim 3: We will use Proposition 4.2 to prove this claim. Setting $\delta_n = \frac{1 - \alpha_n}{8}$, we have

$1 - 4\delta_n - \alpha_n = \frac{1 - \alpha_n}{2} > 0$. Also assume $k_n = \sqrt{\frac{8\mathbb{E}(\|X_i\|^2)}{1 - \alpha_n}}$. Then, by Chebyshev's inequality, we have

$$\mathbb{P}(\|X_i\| > k_n) \leq \frac{\mathbb{E}(\|X_i\|^2)}{k_n^2} = \frac{1 - \alpha_n}{8} = \delta_n.$$

Therefore, using Proposition 4.2, we can write

$$\|\hat{q}_n(\alpha_n u)\| \leq (M_n + 2)k_n,$$

where M_n is any number greater than $\frac{\alpha_n + 2\delta_n}{1 - 4\delta_n - \alpha_n}$. Assuming $M_n = \frac{2}{1 - \alpha_n}$, the previous inequality becomes

$$\|\hat{q}_n(\alpha_n u)\| \leq \left(\frac{2}{1 - \alpha_n} + 2 \right) \sqrt{\frac{8\mathbb{E}(\|X_i\|^2)}{1 - \alpha_n}}.$$

Recall that, by assumption, $n(1 - \alpha_n)^3 \xrightarrow{n \rightarrow \infty} \infty$. Therefore,

$$\frac{\|\hat{q}_n(\alpha_n u)\|^2}{n} = O\left(\frac{1}{n(1 - \alpha_n)^3}\right) \rightarrow 0 \quad \text{as } n \rightarrow \infty,$$

which establishes the identity stated in Claim 3.

Proof of Claim 4. We shall begin by breaking the primary expression in two parts:

$$\begin{aligned} & \frac{1}{n} \sum_{\substack{i=1 \\ X_i \neq \hat{q}_n}}^n \left[\|\hat{q}_n(\alpha_n u)\|^2 Z_{n,i} - \frac{1}{2} \|X_i - \langle X_i, u \rangle u\|^2 \right] = \\ & \frac{1}{n} \sum_{\substack{i=1 \\ X_i \neq \hat{q}_n}}^n \left[\|\hat{q}_n(\alpha_n u)\|^2 Z_{n,i} - \frac{1}{2} \|X_i - \langle X_i, u \rangle u\|^2 \right] \mathbb{1}_{\{\|X_i\| < M\}} \\ & + \frac{1}{n} \sum_{\substack{i=1 \\ X_i \neq \hat{q}_n}}^n \left[\|\hat{q}_n(\alpha_n u)\|^2 Z_{n,i} - \frac{1}{2} \|X_i - \langle X_i, u \rangle u\|^2 \right] \mathbb{1}_{\{\|X_i\| \geq M\}}, \end{aligned} \quad (4.38)$$

where $M > 0$ will be chosen appropriately to make both the terms arbitrarily small.

Let us analyse the second term. First, notice that, from the proof of (Girard and Stupfler, 2017, Lemma 6.3), $\|\hat{q}_n(\alpha_n u)\|^2 Z_{ni} \leq 2\|X_i\|^2$. Therefore,

$$\frac{1}{n} \sum_{i=1}^n \left| \|\hat{q}_n(\alpha_n u)\|^2 Z_{n,i} - \frac{1}{2} \|X_i - \langle X_i, u \rangle u\|^2 \right| \mathbb{1}_{\{|X_i| \geq M\}} \leq \frac{1}{n} \sum_{i=1}^n 3\|X_i\|^2 \mathbb{1}_{\{|X_i| \geq M\}}.$$

Now, for a fixed $\epsilon > 0$, there exists $N_M(\epsilon)$ such that, for all $n \geq N_M(\epsilon)$,

$$\frac{1}{n} \sum_{i=1}^n \|X_i\|^2 \mathbb{1}_{|X_i| \geq M} \leq \frac{\epsilon}{4} + \mathbb{E}[\|X_1\|^2 \mathbb{1}_{|X_1| > M}].$$

Next, by integrability of $\|X_1\|^2$, there exists M large enough such that

$$\mathbb{E}[\|X_1\|^2 \mathbb{1}_{\{|X_1| > M\}}] \leq \frac{\epsilon}{4}.$$

Collating the above results provides

$$\frac{1}{n} \sum_{i=1}^n \left| \|\hat{q}_n(\alpha_n u)\|^2 Z_{n,i} - \frac{1}{2} \|X_i - \langle X_i, u \rangle u\|^2 \right| \mathbb{1}_{|X_i| \geq M} \leq \frac{3\epsilon}{4}. \quad (4.39)$$

We now analyse the first part of (4.38), by rewriting $Z_{n,i}$, defined in (4.36), as

$$\begin{aligned} Z_{n,i} &= \left\| \frac{X_i}{\|\hat{q}_n(\alpha_n u)\|} - \frac{\hat{q}_n(\alpha_n u)}{\|\hat{q}_n(\alpha_n u)\|} \right\|^{-1} \\ &\quad \times \left\{ \left\| \frac{X_i}{\|\hat{q}_n(\alpha_n u)\|} - \frac{\hat{q}_n(\alpha_n u)}{\|\hat{q}_n(\alpha_n u)\|} \right\| - \left[1 - \frac{1}{\|\hat{q}_n(\alpha_n u)\|} \left\langle X_i, \frac{\hat{q}_n(\alpha_n u)}{\|\hat{q}_n(\alpha_n u)\|} \right\rangle \right] \right\} \\ &= A_{i,n} \times \frac{B_{i,n}}{\|\hat{q}_n(\alpha_n u)\|^2}, \end{aligned}$$

where

$$\begin{aligned} A_{i,n} &:= \left\| \frac{X_i}{\|\hat{q}_n(\alpha_n u)\|} - \frac{\hat{q}_n(\alpha_n u)}{\|\hat{q}_n(\alpha_n u)\|} \right\|^{-1} \\ &\quad \times \left\{ \left\| \frac{X_i}{\|\hat{q}_n(\alpha_n u)\|} - \frac{\hat{q}_n(\alpha_n u)}{\|\hat{q}_n(\alpha_n u)\|} \right\| + \left[1 - \frac{1}{\|\hat{q}_n(\alpha_n u)\|} \left\langle X_i, \frac{\hat{q}_n(\alpha_n u)}{\|\hat{q}_n(\alpha_n u)\|} \right\rangle \right] \right\}^{-1} \\ &\longrightarrow \frac{1}{2} \quad \text{as } n \rightarrow \infty \end{aligned}$$

and

$$B_{i,n} := \left\langle X_i - \left\langle X_i, \frac{\hat{q}_n(\alpha_n u)}{\|\hat{q}_n(\alpha_n u)\|} \right\rangle \frac{\hat{q}_n(\alpha_n u)}{\|\hat{q}_n(\alpha_n u)\|}, X_i \right\rangle \xrightarrow{n \rightarrow \infty} \langle X_i - \langle X_i, u \rangle u, X_i \rangle,$$

using Theorem 3.2.

Moreover, observe that, when the X_i 's are bounded, these convergences are uniform for $1 \leq i \leq n$, namely, if $\|X_i\| < M$, then, for $\epsilon > 0$, there exists a random $N_M(\epsilon)$ such that, almost surely,

$$\left| \left(\|\hat{q}_n(\alpha_n u)\|^2 Z_{n,i} - \frac{1}{2} \|X_i - \langle X_i, u \rangle u\|^2 \right) \mathbb{1}_{|X_i| < M} \right| < \frac{\epsilon}{4}, \quad \forall n \geq N_M(\epsilon), \forall i \leq n.$$

Hence, for $n \geq N_M(\epsilon)$, we have

$$\frac{1}{n} \sum_{\substack{i=1 \\ X_i \neq \hat{q}_n}}^n \left[\|\hat{q}_n(\alpha_n u)\|^2 Z_{n,i} - \frac{1}{2} \|X_i - \langle X_i, u \rangle u\|^2 \right] \mathbb{1}_{\{|X_i| < M\}} < \frac{\epsilon}{4}. \quad (4.40)$$

Combining (4.39) and (4.40), we get, for $n \geq \max\{N_M(\epsilon), \bar{N}_M(\epsilon)\}$,

$$\frac{1}{n} \sum_{\substack{i=1 \\ X_i \neq \hat{q}_n}}^n \left[\|\hat{q}_n(\alpha_n u)\|^2 Z_{n,i} - \frac{1}{2} \|X_i - \langle X_i, u \rangle u\|^2 \right] < \frac{3\epsilon}{4} + \frac{\epsilon}{4} = \epsilon.$$

Since ϵ is arbitrary, the claim is proved, which in turn concludes the proof of Theorem 3.3. \square

4.6 Proof of Theorem 3.4.

We shall begin with the proof of the first part, by expressing all the terms involved in terms of the orthonormal basis $\{u, w_1, \dots, w_{d-1}\}$ of \mathbb{R}^d . Let $b^{(n)}(\alpha_n)$ and $\{\beta_k^{(n)}(\alpha_n)\}_{k=1}^{d-1}$ be real numbers defined by

$$\frac{\hat{q}_n(\alpha_n u)}{\|\hat{q}_n(\alpha_n u)\|} = b^{(n)}(\alpha_n)u + \sum_{k=1}^{d-1} \beta_k^{(n)}(\alpha_n)w_k.$$

Note that

$$b^{(n)}(\alpha_n)^2 + \sum_{k=1}^{d-1} \beta_k^{(n)}(\alpha_n)^2 = 1 \quad (4.41)$$

Using the orthonormal basis $\{u, w_1, \dots, w_{d-1}\}$, we rewrite the expression of interest as

$$\begin{aligned} & \hat{q}_n(\alpha_n u) - \|\hat{q}_n(\alpha_n u)\| u - \frac{1}{n} \sum_{i=1}^n (X_i - \langle X_i, u \rangle u) \\ &= \|\hat{q}_n(\alpha_n u)\| \left(b^{(n)}(\alpha_n) - 1 \right) u + \sum_{k=1}^{d-1} \left(\|\hat{q}_n(\alpha_n u)\| \beta_k^{(n)}(\alpha_n) - \frac{1}{n} \sum_{i=1}^n \langle X_i, w_k \rangle \right) w_k. \end{aligned}$$

Recall that, as a consequence of Theorem 3.2,

$$b^{(n)}(\alpha_n) \rightarrow 1 \quad \text{a.s. as } n \rightarrow \infty,$$

which also means, using (4.41), that

$$\beta_k^{(n)}(\alpha_n) \rightarrow 0 \quad \text{a.s. as } n \rightarrow \infty, \quad \forall k = 1, \dots, (d-1). \quad (4.42)$$

Additionally, we know from Theorem 3.3 (i) that, for all $k \in 1, \dots, d-1$,

$$\begin{aligned} \|\hat{q}_n(\alpha_n u)\| \left\langle \alpha_n u - \frac{\hat{q}_n(\alpha_n u)}{\|\hat{q}_n(\alpha_n u)\|}, w_k \right\rangle &= -\|\hat{q}_n(\alpha_n u)\| \beta_k^{(n)}(\alpha_n) \\ &\xrightarrow[n \rightarrow \infty]{} -\mathbb{E}\langle X - \langle X, u \rangle u, w_k \rangle \quad \text{a.s.} \end{aligned} \quad (4.43)$$

Therefore, combining (4.42) and (4.43) together with (4.41), we obtain

$$\begin{aligned}\|\hat{q}_n(\alpha_n u)\| \left(1 - b^{(n)}(\alpha_n)\right) &= \|\hat{q}_n(\alpha_n u)\| \left(1 - b^{(n)}(\alpha_n)^2\right) (1 + b^{(n)}(\alpha_n)) \\ &= \sum_{k=1}^{d-1} \|\hat{q}_n(\alpha_n u)\| \beta_k^{(n)}(\alpha_n)^2 \left(1 + b^{(n)}(\alpha_n)\right) \xrightarrow{n \rightarrow \infty} 0.\end{aligned}\quad (4.44)$$

Now, by combining (4.43), (4.44) and the strong law of large numbers, we can conclude that

$$\hat{q}_n(\alpha_n u) - \|\hat{q}_n(\alpha_n u)\| u - \frac{1}{n} \sum_{i=1}^n (X_i - \langle X_i, u \rangle) \xrightarrow{n \rightarrow \infty} 0 \quad \text{a.s.},$$

which proves the first part of the theorem.

Let us move to the second part of the theorem for which we recall that Σ denotes the covariance matrix corresponding to \mathbb{P} .

Observe that, using a combination of (4.43) and the continuous mapping theorem, we can write

$$\left(\|\hat{q}_n(\alpha_n u)\| \beta_k^{(n)}(\alpha_n u)\right)^2 \xrightarrow{n \rightarrow \infty} \left(\mathbb{E}\langle X - \langle X, u \rangle u, w_k \rangle\right)^2 = (\mathbb{E}\langle X, w_k \rangle)^2, \quad (4.45)$$

for all $k = 1, \dots, d-1$. From Theorem 3.3 (ii) and Equation 4.41, we have, almost surely,

$$\|\hat{q}_n(\alpha_n u)\|^2 [\alpha_n b^{(n)}(\alpha_n) - 1] \xrightarrow{n \rightarrow \infty} -\frac{1}{2} \mathbb{E}\|X - \langle X, u \rangle u\|^2 = -\frac{1}{2} \sum_{k=1}^{d-1} \mathbb{E}\langle X, w_k \rangle^2. \quad (4.46)$$

Combining (4.45) and (4.46) provides

$$\begin{aligned}\|\hat{q}_n(\alpha_n u)\|^2 \left[1 - \alpha_n b^{(n)}(\alpha_n) - \frac{1}{2} \sum_{k=1}^{d-1} \beta_k^{(n)}(\alpha_n)^2\right] &\xrightarrow{n \rightarrow \infty} \frac{1}{2} \sum_{k=1}^{d-1} \left(\mathbb{E}\langle X, w_k \rangle^2 - [\mathbb{E}\langle X, w_k \rangle]^2\right) \\ &= \frac{1}{2} \sum_{k=1}^{d-1} \text{Var}\langle X, w_k \rangle.\end{aligned}\quad (4.47)$$

Note that, from Theorem 3.3, $\|\hat{q}_n(\alpha_n u)\| \left\langle \alpha_n u - \frac{\hat{q}_n(\alpha_n u)}{\|\hat{q}_n(\alpha_n u)\|}, u \right\rangle \xrightarrow{n \rightarrow \infty} 0$, which then implies

$$\|\hat{q}_n(\alpha_n u)\|^2 (\alpha_n - b^{(n)}(\alpha_n))^2 \xrightarrow{n \rightarrow \infty} 0. \quad (4.48)$$

Finally, summing (4.47) and (4.48) provides

$$\|\hat{q}_n(\alpha_n u)\|^2 \left[1 - \alpha_n b^{(n)}(\alpha_n) - \frac{1}{2} \sum_{k=1}^{d-1} \beta_k^{(n)}(\alpha_n)^2 + (\alpha_n - b^{(n)}(\alpha_n))^2\right] \xrightarrow{n \rightarrow \infty} \frac{1}{2} \sum_{k=1}^{d-1} \text{Var}\langle X, w_k \rangle \quad \text{a.s.}$$

Finally, observe that

$$\|\hat{q}_n(\alpha_n u)\|^2 (1 - \alpha_n) - \|\hat{q}_n(\alpha_n u)\|^2 \left[1 - \alpha_n b^{(n)}(\alpha_n) - \frac{1}{2} \sum_{k=1}^{d-1} \beta_k^{(n)}(\alpha_n)^2 + (\alpha_n - b^{(n)}(\alpha_n))^2\right] = o(1),$$

which concludes the proof since $\sum_{k=1}^d \text{Var}\langle X, w_k \rangle = \text{tr}(\Sigma)$. \square

4.7 Proof of Theorem 3.5

The proof is articulated in three steps, the first one based on the observation made in Lemma 3.7, the second one adapting the latter result to the framework given in Theorem 3.5, the third and last step using Theorem 5.1 in Alexander (1987).

Step 1. First notice that Lemma 3.7 follows directly from the observations that:

If $HD(t_n x, \mathbb{P}_n) \geq HD(t_n x, \mathbb{P})$, then for $\tilde{H}_{t_n x}$ such that $\mathbb{P}(\tilde{H}_{t_n x}) = HD(t_n x, \mathbb{P})$, we can write

$$\left| \frac{HD(t_n x, \mathbb{P}_n)}{HD(t_n x, \mathbb{P})} - 1 \right| = \frac{HD(t_n x, \mathbb{P}_n)}{HD(t_n x, \mathbb{P})} - 1 \leq \left(\frac{\mathbb{P}_n(\tilde{H}_{t_n x})}{\mathbb{P}(\tilde{H}_{t_n x})} - 1 \right) \leq \sup_{H \in \mathcal{H}_{t_n x}} \left| \frac{\mathbb{P}_n(H)}{\mathbb{P}(H)} - 1 \right|. \quad (4.49)$$

Similarly, if $HD(t_n x, \mathbb{P}_n) \leq HD(t_n x, \mathbb{P})$, then for $H_{t_n x}^*$ s.t. $\mathbb{P}_n(H_{t_n x}^*) = HD(t_n x, \mathbb{P}_n)$, we have

$$\left| \frac{HD(t_n x, \mathbb{P}_n)}{HD(t_n x, \mathbb{P})} - 1 \right| = 1 - \frac{HD(t_n x, \mathbb{P}_n)}{HD(t_n x, \mathbb{P})} \leq \left(1 - \frac{\mathbb{P}_n(H_{t_n x}^*)}{\mathbb{P}(H_{t_n x}^*)} \right) \leq \sup_{H \in \mathcal{H}_{t_n x}} \left| \frac{\mathbb{P}_n(H)}{\mathbb{P}(H)} - 1 \right|.$$

Step 2. In view of Condition (C2) of Theorem 3.5, we need to consider a subset of \mathcal{H} , hence to adapt Lemma 3.7 to this smaller class, as follows:

Proposition 4.3 *Under Condition (C2) of Theorem 3.5, we have, for large n ,*

$$\left| \frac{HD(t_n x, \mathbb{P}_n)}{HD(t_n x, \mathbb{P})} - 1 \right| \leq \sup \left\{ \left| \frac{\mathbb{P}_n(H)}{\mathbb{P}(H)} - 1 \right| : H \in \mathcal{H}_{t_n x}, \mathbb{P}(H) \geq \gamma_n \right\}. \quad (4.50)$$

The arguments for the proof of Proposition 4.3 are identical to those used to prove Lemma 3.7, but taking into account Condition (C2) of Theorem 3.5. We shall prove it in one case, the alternative one following the same lines. So, let us consider the case when $HD(t_n x, \mathbb{P}_n) \geq HD(t_n x, \mathbb{P})$, for which we have (4.49). Then, Condition (C2), namely $HD(t_n x, \mathbb{P}) \geq \gamma_n$, implies that $\mathbb{P}(H) \geq \gamma_n$ for all $H \in \mathcal{H}_{t_n x}$, leading to

$$\left| \frac{HD(t_n x, \mathbb{P}_n)}{HD(t_n x, \mathbb{P})} - 1 \right| \leq \sup \left\{ \left| \frac{\mathbb{P}_n(H)}{\mathbb{P}(H)} - 1 \right| : H \in \mathcal{H}_{t_n x}, \mathbb{P}(H) \geq \gamma_n \right\}.$$

Hence the proposition. \square

Step 3. This step is based on Theorem 5.1 in Alexander (1987).

First, note that the collection \mathcal{H} of all halfspaces is a VC class, so that Theorem 5.1 from Alexander (1987) holds for the halfspaces.

Next, since the domain of supremum in Proposition 4.3 is a subset of \mathcal{H} , as a consequence of Alexander's theorem, we can conclude that

$$\begin{aligned} \limsup_{n \rightarrow \infty} \sup \left\{ \left| \frac{\mathbb{P}_n(H)}{\mathbb{P}(H)} - 1 \right| : H \in \mathcal{H}_{t_n x}, \mathbb{P}(H) \geq \gamma_n \right\} &\leq \limsup_{n \rightarrow \infty} \sup \left\{ \left| \frac{\mathbb{P}_n(H)}{\mathbb{P}(H)} - 1 \right| : C \in \mathcal{H}, \mathbb{P}(H) \geq \gamma_n \right\} \\ &= 0 \text{ a.s.} \end{aligned} \quad (4.51)$$

Combining this last result (4.51) with Proposition 4.3 concludes to Theorem 3.5.

4.8 Proof of Theorems 3.8 and 3.10.

Note that the statement of Theorem 3.5 also has certain growth conditions on the sequence t_n , which in turn are related to γ_n .

Proof of Theorem 3.8.

Observe that

$$\frac{HD(t_n x, \mathbb{P}_n)}{V(t_n)} = \frac{HD(t_n x, \mathbb{P})}{V(t_n)} \left[1 + \left(\frac{HD(t_n x, \mathbb{P}_n)}{HD(t_n x, \mathbb{P})} - 1 \right) \right] \quad (4.52)$$

Now, from Theorem 2.12, for large n , there exists $c > 0$ such that,

$$HD(t_n x, \mathbb{P}) > c V(t_n).$$

Combining this last inequality with the given condition $V(t_n) > \gamma_n$ gives $HD(t_n x, \mathbb{P}) > c \gamma_n$.

Finally, the result follows from Theorem 3.5. \square

Proof of Theorem 3.10.

- (i) The proof for the upper bound follows the same line of arguments as for the proof of Theorem 3.8, together with the result of Theorem 2.10.
- (ii) The result is straightforward, combining the lower bound given in Theorem 2.10, (ii), with (3.7), considering a unit vector x .

5 Conclusion

Much literature has been developed so far on the two types of geometric measures we consider in this paper, geometric quantiles and halfspace depth functions, mainly looking at their properties, such as continuity, convexity, affine equivariance, invariance through (orthogonal) transformations, etc. Our focus is on the asymptotic properties of these geometric measures, in particular questioning their relation with the tail behaviour of the underlying distribution.

First, we have considered the population side, completing the asymptotics literature to get a full picture and laying the basis for the sample side. Then we ask the same questions on the asymptotics of the two geometric measures when considering the empirical distribution. This is a very important problem in view of applications, questioning the relevance of those tools when working on samples. It is worth recalling that geometric quantiles uniquely identify the underlying probability measure, but this property is not always true for halfspace depth, as recently proven in Nagy et al. (2021). Nevertheless, the characterisation is unique when having measures with finite support, as is the case of empirical measures. This motivated us to study further the halfspace depth for samples.

We were able to provide rates of growth for geometric quantiles and rates of decay for halfspace depth functions when considering the empirical distribution, but also specify these rates depending on the type of tail behaviour of the measure, light or heavy (one of the main questions in risk analysis). These results are important, theoretically, but also in view of providing adequate tools to tackle extremes when analysing data sets.

The two geometric measures studied in this paper already satisfy some ‘must have’ properties, each one depending on the context, or on the use of it, as there exists no ideal or perfect tool. Nevertheless, we believe that our results contribute to obtain a better idea on these tools, as well as to validate their empirical use depending on the framework. Our next interest is to study another type of geometric measure based on the alternative approach of optimal transport maps.

Acknowledgments

This paper benefited a lot from the mutual visits at ESSEC Business School, Paris, France and at TIFR-CAM, Bangalore, India, respectively. The authors are grateful to the hosting institutions and for funding to the *Fondation des Sciences de la Modélisation* (CY initiative), and SERB-MATRICES grant MTR/2020/000629.

References

- Agostinelli, C. and M. Romanazzi (2011). Local depth. *Journal of Statistical Planning and Inference* 141(2), 817–830.
- Alexander, K. (1987). Rates of growth and sample moduli for weighted empirical processes indexed by sets. *Probability Theory and Related Fields* 75(3), 379–423.
- Barber, C. and P. Mozharovskiy (2022). TukeyRegion: Tukey region and median. R package version.
- Barnett, V. (1976). The ordering of multivariate data. *Journal of the Royal Statistical Society A* 139(3), 318–344.
- Bousquet, O., V. Koltchinskii, and D. Panchenko (2002). Some local measures of complexity of convex hulls and generalization bounds. In *Computational Learning Theory: 15th Annual Conference on Computational Learning Theory, COLT 2002 Sydney, Australia, Proceedings 15*, pp. 59–73. Springer.
- Burr, M. and R. Fabrizio (2017). Uniform convergence rates for halfspace depth. *Statistics & Probability Letters* 124, 33–40.
- Chaudhury, P. (1992). Multivariate location estimation using extension of r-estimates through u-statistics type approach. *Annals of Statistics* 20(2), 897–916.
- Chaudhury, P. (1996). Multivariate location estimation using extension of r-estimates through u-statistics type approach. *Journal of the American Statistical Association* 91, 862–872.
- Chernozhukov, V., A. Galichon, M. Hallin, and M. Henry (2017). Monge-kantorovich depth, quantiles, ranks and signs. *Annals of Statistics* 45(1), 223–256.
- Cuevas, A., M. Febrero, and R. Fraiman (2006). On the use of the bootstrap for estimating functions with functional data. *Computational statistics & data analysis* 51(2), 1063–1074.
- Cuevas, A., M. Febrero, and R. Fraiman (2007). Robust estimation and classification for functional data via projection-based depth notions. *Computational Statistics* 22(3), 481–496.

- Dhar, S., B. Chakraborty, and P. Chaudhuri (2014). Comparison of multivariate distributions using quantile–quantile plots and related tests. *Bernoulli* 20(3), 1484–1506.
- Donoho, D. and M. Gasko (1992). Breakdown properties of location estimates based on halfspace depth and projected outlyingness. *The Annals of Statistics*, 1803–1827.
- Dudley, R. (1984). A course on empirical processes. In *Ecole d’été de probabilités de Saint-Flour XII-1982*, pp. 1–142. Springer.
- Dudley, R. and V. Koltchinskii (1992). The spatial quantiles. Unpublished manuscript.
- Dutta, S. and A. Ghosh (2012). On robust classification using projection depth. *Annals of the Institute of Statistical Mathematics* 64, 657–676.
- Dutta, S., S. Sarkar, and A. K. Ghosh (2016). Multi-scale classification using localized spatial depth. *The Journal of Machine Learning Research* 17(1), 7657–7686.
- Dvoretzky, A., J. Kiefer, and J. Wolfowitz (1953). Sequential decision problems for processes with continuous time parameter. testing hypotheses. *The Annals of Mathematical Statistics* 24(2), 254–264.
- Dyckerhoff, R. (2004). Data depths satisfying the projection property. *Allgemeines Statistisches Archiv* 88, 163–190.
- Dyckerhoff, R., K. Mosler, and G. Koshevoy (1996). Zonoid data depth: Theory and computation. In *COMPSTAT: Proceedings in Computational Statistics 12th Symposium, Barcelona, Spain, 1996*, pp. 235–240. Springer.
- Dyckerhoff, R., P. Mozharovskiy, and S. Nagy (2021). Approximate computation of projection depths. *Computational Statistics & Data Analysis* 157, 107166.
- Eddy, W. F. (1982). Convex hull peeling. In *COMPSTAT 1982 5th Symposium held at Toulouse 1982: Part I: Proceedings in Computational Statistics*, pp. 42–47. Springer.
- Ferguson, T. S. (1967). *Mathematical statistics: a decision theoretic approach*. New-York: Academic Press.
- Genest, M., J.-C. Massé, and J.-F. Plante (2019). Depth: Nonparametric depth functions for multivariate analysis. R package version.
- Giné, E. and V. Koltchinskii (2006). Concentration inequalities and asymptotic results for ratio type empirical processes. *Annals of Probability* 34(3), 1143–1216.
- Girard, R. and S. Stupfler (2015). Extreme geometric quantiles in a multivariate regular variation framework. *Extremes* 18, 629–663.
- Girard, R. and S. Stupfler (2017). Intriguing properties of extreme geometric quantiles. *REVSTAT* 15(1), 107–139.
- Hallin, M., D. Paindaveine, and M. Siman (2010). Multivariate quantiles and multiple-output regression quantiles: From l_1 optimization to halfspace depth. *Annals of Statistics* 38(2), 635–669.

- He, Y. and U. Einmahl (2017). Estimation of extreme depth-based quantile regions. *Journal of the Royal Statistical Society B* 79(2), 449–461.
- Hubert, M. and S. Van der Veecken (2010). Robust classification for skewed data. *Advances in Data Analysis and Classification* 4(4), 239–254.
- Koltchinskii, V. (1997). M-estimation, convexity and quantiles. *Annals of Statistics* 25(2), 435–477.
- Koltchinskii, V. (2006). Local rademacher complexities and oracle inequalities in risk minimization. *The Annals of Statistics* 34(6), 2593–2656.
- Koltchinskii, V. (2011). *Oracle inequalities in empirical risk minimization and sparse recovery problems: École D’Été de Probabilités de Saint-Flour XXXVIII-2008*, Volume 2033. Springer Science & Business Media.
- Koltchinskii, V. and D. Panchenko (2002). Empirical margin distributions and bounding the generalization error of combined classifiers. *The Annals of Statistics* 30(1), 1–50.
- Kong, L. and I. Mizera (2012). Quantile tomography: Using quantiles with multivariate data. *Statistica Sinica*, 1589–1610.
- Koshevoy, G. (2003). Lift-zonoid and multivariate depths. In *Developments in Robust Statistics: International Conference on Robust Statistics 2001*, pp. 194–202. Springer.
- Koshevoy, G. and K. Mosler (1997). Zonoid trimming for multivariate distributions. *The Annals of Statistics* 25(5), 1998–2017.
- Kuelbs, J. and J. Zinn (2016). Convergence of quantile and depth regions. *Stochastic Processes and their Applications* 126, 3681–3700.
- Liu, R. (1990). On a notion of data depth based on random simplices. *The Annals of Statistics*, 405–414.
- Liu, R. and K. Singh (1993). A quality index based on data depth and multivariate rank tests. *Journal of the American Statistical Association* 88(421), 252–260.
- Liu, R. Y., J. M. Parelius, and K. Singh (1999). Multivariate analysis by data depth: descriptive statistics, graphics and inference. *Annals of Statistics* 27(3), 783–858.
- Liu, X., K. Mosler, and K. Mozharovskiy (2019). Fast computation of tukey trimmed regions and median in dimension $p > 2$. *Journal of Computational and Graphical Statistics* 28(3), 682–697.
- Liu, X. and Y. Zuo (2015). CompPD: A MATLAB package for computing projection depth.
- Mahalanobis, P. (1936). Mahalanobis distance. In *Proceedings National Institute of Science of India*, Volume 49, pp. 234–256.
- Mahalanobish, O. and S. Karmakar (2015). depth. plot: Multivariate analogy of quantiles. R package version 0.1.
- Mosler, K. (2002). *Multivariate dispersion, central regions and depth: The lift zonoid approach*, Volume 165. Berlin: Springer-Verlag.

- Mosler, K. (2013). Depth statistics. In *Robustness and complex data structures* (Becker, C. and Fried, R. and Kuhnt, S. ed.), Heidelberg, pp. 17–34. Springer.
- Mosler, K. and P. Mozharovskyi (2021). Choosing among notions of multivariate depth statistics. *Statistical Science* 37(3), 348–368.
- Möttönen, J., H. Oja, and R. Serfling (2005). Multivariate generalized spatial signed-rank methods. *Journal of Statistical Research* 39(1), 19–42.
- Nagy, N. (2021). Halfspace depth does not characterize probability distributions. *Statistical Papers* 62, 1135–1139.
- Nagy, N., R. Dyckerhoff, and P. Mozharovskyi (2020). Uniform convergence rates for the approximated halfspace and projection depth. *Electronic Journal of Statistics* 14(2), 3939–3975.
- Nagy, N., S. Helander, G. Van Bever, L. Viitasaari, and P. Ilmonen (2021). Flexible integrated functional depths. *Bernoulli* 27(1), 673–701.
- Nagy, S. (2022). Halfspace depth: Theory and computation. Habilitation thesis, available at https://chres.is.cuni.cz/media/documents/2023/01/09/Nagy_ThesisShort.pdf.
- Oja, H. (1983). Descriptive statistics for multivariate distributions. *Statistics & Probability Letters* 1(6), 327–332.
- Paindaveine, D. and M. Šíman (2012). Computing multiple-output regression quantile regions. *Computational Statistics & Data Analysis* 56(4), 840–853.
- Paindaveine, D. and G. Van Bever (2013). From depth to local depth: a focus on centrality. *Journal of the American Statistical Association* 108(503), 1105–1119.
- Paindaveine, D. and J. Virta (2021). On the behavior of extreme d -dimensional spatial quantiles under minimal assumptions. In *Advances in Contemporary Statistics and Econometrics. Festschrift in Honor of Christine Thomas-Agnan* (Daouia, A. and Ruiz-Gazen, A. ed.). Springer.
- Panchenko, D. (2003). Symmetrization approach to concentration inequalities for empirical processes. *The Annals of Probability* 31(4), 2068–2081.
- Pokotylo, O., P. Mozharovskyi, and R. Dyckerhoff (2019). Depth and depth-based classification with R package ddalpha.
- Rousseeuw, P. and A. Struyf (2004). Characterizing angular symmetry and regression symmetry. *Journal of Statistical Planning and Inference* 122(1-2), 161–173.
- Serfling, R. (2002). Quantile functions for multivariate analysis: Approaches and applications. *Statistica Neerlandica* 56, 214–232.
- Serfling, R. (2006). Depth functions in nonparametric multivariate inference. *DIMACS Series in Discrete Mathematics and Theoretical Computer Science* 72.
- Serfling, R. J. (1980). *Approximation theorems of mathematical statistics*. John Wiley & Sons.
- Shorack, G. and J. Wellner (2009). *Empirical processes with applications to statistics*. SIAM.

- Staerman, G., E. Adjakossa, P. Mozharovskyi, V. Hofer, J. Sen Gupta, and S. Cl  men  on (2022). Functional anomaly detection: A benchmark study. *International Journal of Data Science and Analytics*, 1–17.
- Struyf, A. and P. Rousseeuw (1999). Halfspace depth and regression depth characterize the empirical distribution. *Journal of Multivariate Analysis* 69(1), 135–153.
- Talagrand, M. (2003). Vapnik–chervonenkis type conditions and uniform donsker classes of functions. *The Annals of Probability* 31(3), 1565–1582.
- Tukey, J. (1975). Mathematics and picturing data. In *Proceedings of the International Congress on Mathematics* (James, R.D. ed.), Volume 2, pp. 523–531.
- Vapnik, V. N. and A. Chervonenkis (1971). On the uniform convergence of relative frequencies of events to their probabilities. *Theory of Probability and its Applications* 16(2), 264–280.
- Vardi, Y. and C.-H. Zhang (2000). The multivariate l_1 -median and associated data depth. *Proceedings of the National Academy of Sciences* 97(4), 1423–1426.
- Wellner, J. (1992). Empirical processes in action: A review. *International Statistical Review*, 247–269.
- Zuo, Y. (2003). Projection-based depth functions and associated medians. *The Annals of Statistics* 31(5), 1460–1490.
- Zuo, Y. and R. Serfling (2000). General notions of statistical depth function. *Annals of Statistics* 28(1), 461–482.