

Partial-order Checking with Unfolding for Linear Temporal Properties

Shuo Li, Li'ao Zheng, Zhijun Ding*, *Senior Member, IEEE*

Abstract—*Unfolding* can tackle the path-explosion problem caused by concurrency. Traditional unfolding generation faces an NP-complete problem when adding events to the unfolding structure, which also exists in the case of verifying linear temporal logic (LTL). The reason is that it is necessary to enumerate possible concurrent event combinations after adding an event. Many state-of-the-art methods optimally explore unfolding-based structure (called event structure) by a tree-like structure, which should be constructed on the event structure with complete conflict and causal relations. However, a synchronization of a Petri net and the Büchi representation of LTL as a *folded* net can not represent complete conflict and causal relations. Thus, it is difficult to apply such a tree-like structure directly on the *folded* net. To resolve this difficulty, we propose a new method, called partial-order checking with *unfolding*, to verify LTL based on PDNet (program dependence net). We define an exploration tree with a new notion of *delayed* transitions, which is different from the existing tree-like structure. It improves the unfolding generation by avoiding all possible event combinations. Then, we propose an algorithm to simultaneously construct the exploration tree while generating the unfolding structure, as well as checking LTL. We implement a tool *PUPER* for concurrent programs with POSIX threads. It improves traditional unfolding generations via our exploration tree-based algorithms and shows better performance than *SPIN* and *DiVine* on the used benchmarks.

Index Terms—Unfolding, LTL, Partial order, POSIX, Petri net

I. INTRODUCTION

VERIFYING the concurrent programs on linear temporal properties is an active topic of research but still challenging, as the concurrent thread interleaving is typically so large. Exhaustively executing all of them is impractical, even quickly populating the path-explosion problem with many equivalent but unequal paths. Even a relatively small concurrent program can yield numerous paths due to high concurrency.

There exist many well-known techniques to deal with this problem. Among others, *unfolding* is one of the alternative methods to tackle the path-explosion problem caused by concurrency. The reason is that an unfolding is a succinct structure covering all reachable states. Initially, *unfolding* explicitly preserves the concurrent nature of Petri nets [1] and can be exponentially more concise than a naive reachability graph. Many unfolding-based methods [2]–[4] can verify the reachability of a state or the existence of a deadlock for some concurrent systems, such as asynchronous circuits and communication

protocols, to improve the performance. Although they have been applied with success to simple safety properties, they are not completely satisfactory for linear temporal properties. After constructing the complete prefix of unfolding, the model-checking problem cannot be reduced to a simple problem, e.g., finding strongly connected components for linear temporal logic (LTL). Then, more unfolding-based methods [5]–[8] are inspired by the automata-theoretic approach [9] for LTL. Here, the automaton representation of LTL should be synchronized with the execution model of concurrent systems [5]–[8]. The counterexample is then checked in the process of unfolding this synchronization. However, the traditional unfolding generation [8] is still inherently stateful. Once a new event is added to the unfolding structure, all possible concurrent event combinations are enumerated to extend the next event. Thus, traditional unfolding generations, as *baseline* in this paper, should solve an NP-complete problem when adding events to the unfolding structure [10], which seriously limits the performance of existing unfolding generations as the structure grows.

As far as we know, some state-of-the-art methods [10]–[12] based on event structure (a simplified structure using unfolding semantics) combine the advantages of dynamic partial-order reduction (DPOR), to verify simple safety properties of concurrent programs, such as deadlock, assertion violation, and data race. The event structure, based on the unconditional independence [10] of the execution model, is an unfolding structure with complete conflict and causal relations of events covering all reachable states. It is optimally explored by a tree-like structure to check all partial-order runs. The intuitive reason is that the infinite runs are *hidden* in the event structure in a complicated way. However, it is difficult to apply existing optimal exploration based on the tree-like structures directly on a *folded* net in the case of LTL. Because the synchronization for LTL is not a complete prefix of unfolding structure with complete conflict and causal relations. At the same time, constructing a complete unfolding structure in advance and then checking a counterexample is also not practical for LTL.

With the goal of solving the above difficulty, this paper proposes a new checking method with *unfolding* to verify LTL properties for concurrent programs. Inspired by the intuition of optimal DPOR, we define an exploration tree as guidance in traditional unfolding generations. Intuitively, our exploration tree guides extending the next event without enumerating all event combinations after adding new events. Because only an enabled event needs to be selected when adding nodes to this tree. Although such selection is random, our exploration tree as a binary tree consists of all partial-order runs merged with the

This work is partially supported by National Key Research and Development Program of China under Grant No.2018YFB2100801 and National Natural Science Foundation of China under Grant No.61672381.

Manuscript received April 19, 2021; revised August 16, 2021.

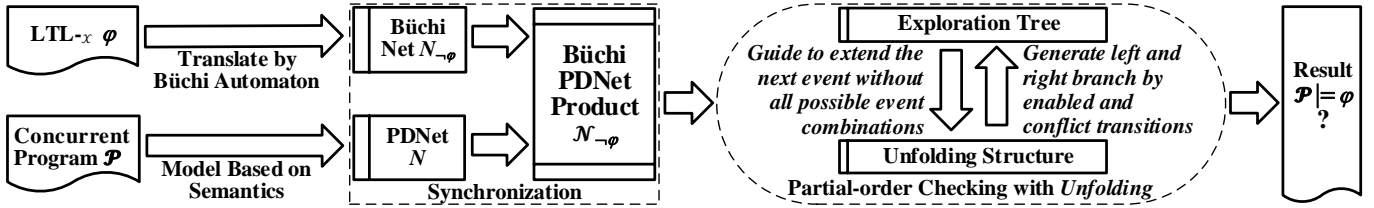


Fig. 1: The overview of our methods

same prefix, ensuring all events can be added to the unfolding structure. Since we do not have complete conflict and causal relations from the synchronization (a *folded* net) for LTL, the node in our exploration tree can not be defined as the existing methods [10]–[12]. We propose a new notion of *delayed* transition instead of *disabled* event to extend new nodes in our tree. In the case of LTL, we do not build the unfolding structure in advance but construct the exploration tree as we unfold, which is different from the process of unfolding-based DPOR exploration [10]. Thus, we propose an algorithm to generate the exploration tree simultaneously, starting from the initial node, while generating the unfolding. At this time, it checks whether an illegal trace (i.e., counterexample) exists.

The different child nodes (i.e., the subsequent different runs) of a node in our exploration tree are derived from *conflict*. The core of our exploration tree ensuring the completeness of *unfolding* is to find the *conflict* of the current event. Although Petri nets have traditional conflict relations between transitions, these traditional conflict relations can bring unnecessary interleavings in the unfolding structure. In particular, there are some bidirectional arcs indicating read operations in the synchronization for LTL. A kind of Petri net named PDNet (program dependence net) for concurrent programs [13] is ideally suited to describe the dependencies between actions. Thus, the conflict relations based on the dependent relation of concurrent program semantics can be represented on PDNet. The overview of our PDNet-based method is shown in Fig. 1. We can synchronize the PDNet representations for the concurrent programs and the negation of LTL to yield a product. The main contributions are as follows.

1. We define an exploration tree on a *folded* net (i.e., Büchi PDNet product) with a new notion of *delayed* transition in its node. It guides extending the next event and the new partial-order run in the unfolding structure without enumerating all possible event combinations after adding new events.
2. We propose an LTL- X checking algorithm by generating an exploration tree while unfolding the synchronization to check whether a counterexample (i.e., illegal trace) exists. Our exploration tree is generated simultaneously while unfolding the Büchi PDNet product.

3. We implement an automatic tool based on our new methods, named *PUPER* (PDNet Unfolding Partial-order checker), to verify LTL- X for concurrent programs.

Section II illustrates with a motivating example. Section III introduces some preliminaries. A PDNet synchronization for LTL and our method are proposed in Section IV and V. Section VI describes the experimental evaluation. Related works are reviewed in Section VII. Section VIII concludes this paper.

II. MOTIVATING EXAMPLE

Consider the concurrent program \mathcal{P} with three POSIX threads shown in Fig. 2(a). There is a formula ψ expressed by $\mathcal{G}(x=1) \rightarrow (\mathcal{F}(z=1))$ to specify an LTL property over two variable constraints. \mathcal{G} and \mathcal{F} are two operators of LTL. Every statement as an action is modeled based on modeling rules [13] to construct its PDNet $N_{\mathcal{P}}$ in Fig. 2(b). As the reachability graph (RG) of $N_{\mathcal{P}}$ in Fig. 2(c), there are 6 interleaving via 10 states (markings) and 13 transition occurrences. A *run* of this program is a sequence of actions that can correspond to a transition occurrence sequence from RG. Then, the negation of this formula is translated to a Büchi automaton $\mathcal{A}_{\neg\psi}$ in Fig. 2(d). Traditionally, a product is synchronized on-the-fly to check counterexample. In this example, we find a counterexample (an acceptable path) as a *run* $y := 2, z := x, x := 1$ corresponding to t_{20}, t_{30}, t_{10} in Fig. 2(e).

As the number of actions in concurrent threads increases, the path-explosion problem becomes more severe. Many partial-order techniques use *independence* [14] to avoid exploring equivalent interleaving leading to the same state. We consider two actions are *dependent* if both belong to the same thread or interference by shared variable/mutex/condition variable because two actions are *independent* if not dependent. For example, $x := 1$ and $z := x$ are dependent because there is a data race, while $y := 2$ and $z := x$ ($y := 2$ and $x := 1$) are independent. t_{10} and t_{30} are conflict transitions (denoted by $t_{10} \boxplus t_{30}$), meaning the dependence between $x:=1$ and $z:=x$.

Intuitively, a partial-order run of \mathcal{P} represents a run without enforcing an order of execution on *independence*. *Unfolding* is a succinct structure merging all partial-order runs without covering all possible interleaving. Consider the unfolding of the PDNet $N_{\mathcal{P}}$ shown in Fig. 2(f). There are 2 partial-order runs via 5 events and 18 conditions. The relations (*causality*, *conflict*, *concurrency*) between events are listed in Fig. 2(g). Obviously, this unfolding preserves all concurrency from PDNet, such as e_0 *co* e_1 meaning t_{10} and t_{20} are concurrent. In fact, *causality* and *conflict* between events can indicate dependence, and *concurrency* indicates independence of actions. Thus, $\{e_0, e_1, e_2\}$ and $\{e_1, e_3, e_4\}$ as two maximal configurations capture two partial-order runs of \mathcal{P} .

However, current unfolding generations need to solve an NP-complete problem when adding events to the unfolding [10]. For example, when adding the new event e_4 , the events that are *conflict* and *concurrent* with e_4 need to be calculated, and all possible event combinations $\{e_4\}$ and $\{e_1, e_4\}$ corresponding markings should be enumerated for possible extensions. That is, traditional unfolding generations are also

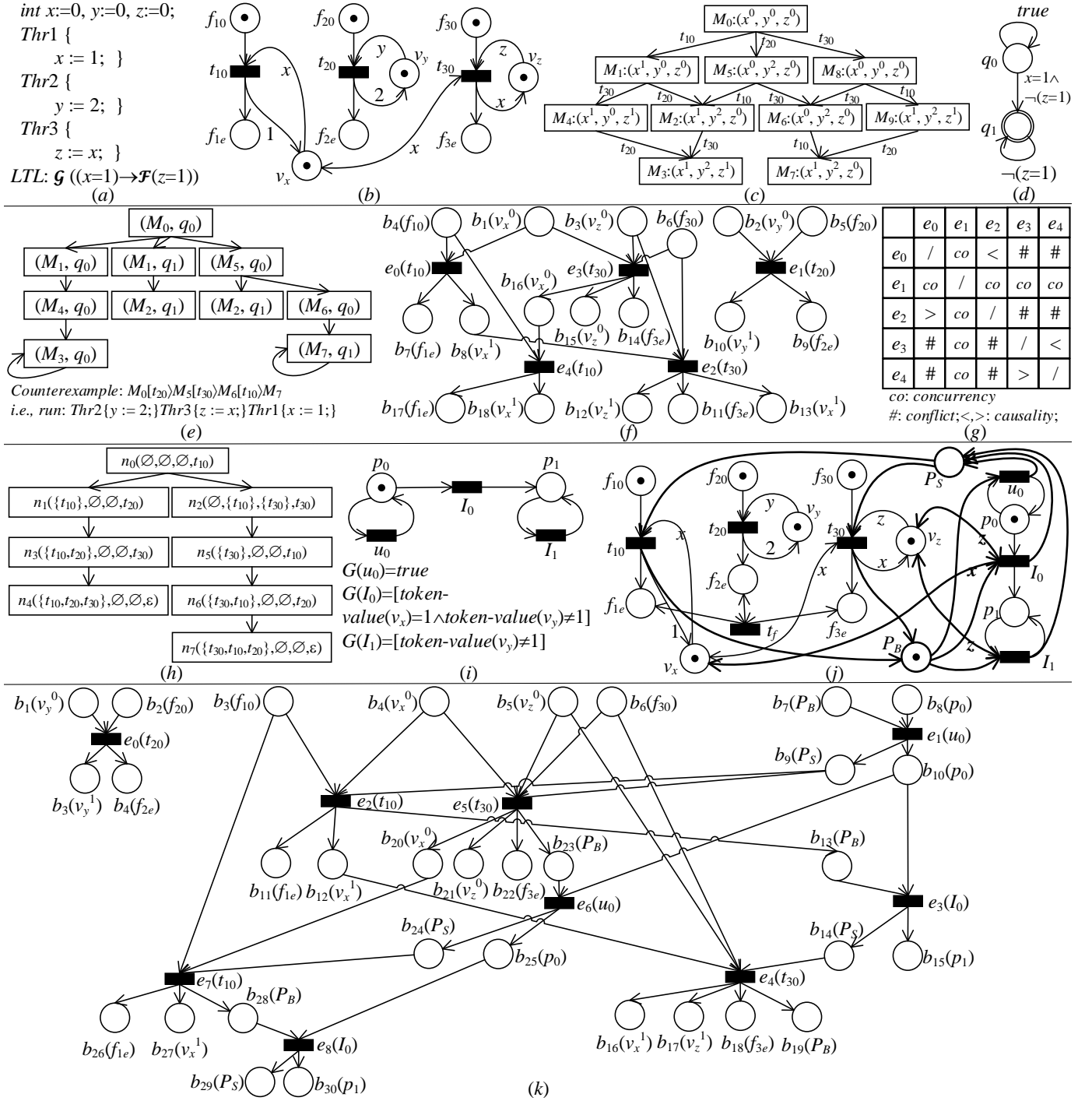


Fig. 2: Motivating Example (a) An Example Concurrent program \mathcal{P} (b) PDNet (c) Reachability Graph (d) Büchi Automaton (e) Model checking (f) PDNet Unfolding (g) Event Relations (h) One Run (i) Another Run (j) The Event Structure for the example program (k) Exploration Tree (l) The Büchi PDNet (m) Büchi PDNet Product (n) Büchi PDNet Product Unfolding

inherently stateful. As the number of events increases, the computational complexity also rapidly increases.

Based on some state-of-the-art methods [10]–[12], an event structure can also capture two partial-order runs based on unfolding semantics. These methods provide an optimal exploration of the event structure via a tree-like structure, as the example in Fig.2(h). The node of the tree-like structure has different event sets to cover all possible partial-order

runs. However, there are only events as well as their *causal* and *conflict* relations in the definition [10], which cannot be combined with the states and propositions in Büchi automaton. It cannot immediately be used for verifying LTL properties. The Büchi automaton should be translated to a Petri net [8], such as the Büchi PDNet $N_{-\psi}$ in Fig.2(i), to synchronize with $N_{\mathcal{P}}$. Here, p_1 is an acceptable place corresponding to the acceptable state q_1 , and the guard functions of transitions

are from the arc labels in $\mathcal{A}_{-\psi}$. Such a synchronization as a *folded* net for LTL is actually not an unfolding structure with complete conflict and causal relations. Thus, it is difficult to apply existing tree-like structures directly on a *folded* net in the case of LTL. To solve the difficulty, we define an exploration tree (a binary tree) as guidance to cover all partial-order runs.

We define an exploration tree with a *delayed* transition set on PDNet. The tree in Fig.2(j) guide $N_{\mathcal{P}}$ to capture two partial-order runs (n_4 and n_7 as terminal nodes). Here, when n_0 is explored, we get the next enabled transition t_{20} under $\emptyset \cup \{t_{10}\}$. And we delay t_{10} and prioritize t_{30} under $t_{10} \boxplus t_{30}$. Thus, n_1 is the left branch, while n_2 is the right branch of n_0 . When t_{30} occurs, t_{10} is removed from the *delayed* set in n_5 . Thus, it can ensure this run contains all actions of \mathcal{P} . As for ψ , the Büchi PDNet product $\mathcal{N}_{-\psi}$ is synchronized by $N_{\mathcal{P}}$ and $N_{-\psi}$ shown in Fig. 2(m) (the bolded arcs for synchronization). Then, we unfold $\mathcal{N}_{-\psi}$ as the exploration tree is generated. For instance, when e_8 is extended, it yields a counterexample (called illegal *livelock*) by $e_0, e_1, e_5, e_6, e_7, e_8$ (corresponding to t_{20}, t_{30}, t_{10}) for this LTL property. That is, $\mathcal{P} \not\models \psi$.

III. PRELIMINARIES

A. Concurrent Programs

C language using POSIX threads [15] refers to the concurrent programs in this paper. To illustrate more clearly the conflict, we define the syntax and semantics of concurrent programs. Let $\mathcal{P} ::= \langle \mathcal{T}, K, \mathcal{L}, \mathcal{R} \rangle$ represent a multi-threaded POSIX program, where \mathcal{T} is the finite set of thread statements, K is a finite set of all program locations, \mathcal{L} is the finite set of *mutexes*, and \mathcal{R} is the finite set of condition variables. The simplified syntax of \mathcal{P} is shown in TABLE I, which is easy to follow. We represent the behavior of each statement in \mathcal{P} by an action in $A \subseteq \mathcal{T} \times \mathcal{B}$. That is, a pair $a ::= \langle \tau, \beta \rangle$ is an action, where τ identifies the thread executing the statement, and $\beta \in \mathcal{B}$ is the effect of the statement. The effect is defined by $\mathcal{B} ::= (\{ass, tcd, fcd\} \times K) \cup (\{acq, rel\} \times \mathcal{L}) \cup (\{wa_1, wa_2, wa_3\} \times \mathcal{R} \times \mathcal{L}) \cup (\{sig\} \times \mathcal{R})$.

Below, we informally explain the intent of an effect and how actions with different effects interleave with each other. $\langle ass, k \rangle$ represents the execution of an assignment statement. $\langle tcd, k \rangle$ ($\langle fcd, k \rangle$) represent the *true* (*false*) execution of a branching statement. Note that these local actions can interfere with actions of other threads on the same variables and also be dependent on actions of the same thread. For `pthread_mutex_lock(&ℓ)` (`pthread_mutex_unlock(&ℓ)`), $\langle acq, \ell \rangle$ ($\langle rel, \ell \rangle$) represents that the current thread locks (unlocks) mutex $\ell \in \mathcal{L}$. They are only dependent on actions whose effect operates on the same mutex. For `pthread_cond_wait(&γ, &ℓ)`, $\langle wa_1, \gamma, \ell \rangle$ represent the current thread has atomically released ℓ , $\langle wa_2, \gamma, \ell \rangle$ represent the current thread is waiting on condition variable γ , and $\langle wa_3, \gamma, \ell \rangle$ indicates the thread has been woken up on γ and successfully re-acquired ℓ . $\langle wa_1, \gamma, \ell \rangle$ and $\langle wa_3, \gamma, \ell \rangle$ are dependent on any action whose effect operates on mutex ℓ . $\langle wa_2, \gamma, \ell \rangle$ is dependent on signals directed to the thread by condition variable γ . For `pthread_cond_signal(&γ)`, $\langle sig, \gamma \rangle$ represents that a thread wakes up by this signal. A unique action $\langle wa_2, \gamma, \ell \rangle$ happens after the signal. $\langle sig, \gamma \rangle$ is dependent

TABLE I: Simplified Concurrent Program Syntax

$\mathcal{P} ::= (\nu^*) fun^+$ (Program)
$fun ::= entry\ i\ (\nu^*)\ (\tau^*)\ export$ (Thread)
$\tau ::= local syncs$ (Statement)
$local ::= \nu := w if(w)then(\tau^*)else(\tau^*) while(w)do(\tau^*)$ (Local Statement)
$w ::= val \nu uop\ w w\ rop\ w$ (Expression)
$syncs ::= \langle lock, \ell \rangle \langle unlock, \ell \rangle \langle signal, \gamma \rangle \langle wait, \gamma, \ell \rangle$ (Thread Statement)

on $\langle wa_2, \gamma, \ell \rangle$ as well as any signal on the same condition variable. In this paper, we use *ass*, *tcd*, *fcd*, *acq*, *rel*, *wa₁*, *wa₂*, *wa₃* and *sig* as the abbreviations of the actions.

A *run* of \mathcal{P} is an action sequence in A^* which respects the constraints stated above for actions. A *state* of \mathcal{P} is a tuple that represents, intuitively, the program counters of each thread, the values of all memory locations, the mutex locked by each thread, and the set of threads waiting for each condition variable. Each action identifies a binary *successor* relation ρ_α over two states, whose details are in A.

B. Program Dependence Net and LTL

We introduce PDNet [13] to model concurrent programs. Simply, S_{MS} is the set of all multisets over S [16]. *BOOL* is the set of Boolean predicates. *EXPR* is a set of expressions. $Type[e]$ is the type of an expression $e \in EXPR$, i.e., the type of the value obtained when evaluating e . $Var(e)$ is the set of all variables in an expression e . $EXPR_V$ for a variable set V is the set of expressions $e \in EXPR$ such that $Var(e) \subseteq V$. $Type[v]$ is the type of a variable v .

Definition 1 (PDNet): PDNet is defined by a 9-tuple $N ::= (\Sigma, V, P, T, F, C, G, E, I)$, where:

- Σ is a finite non-empty set of types, called color sets.
- V is a finite set of typed variables. $\forall v \in V: Type[v] \in \Sigma$.
- $P = P_c \cup P_v \cup P_f$ is a finite set of places. P_c is a subset of control places, P_v is a subset of variable places, and P_f is a subset of execution places.
- T is a finite set of transitions and $T \cap P = \emptyset$.
- $F \subseteq (P \times T) \cup (T \times P)$ is a finite set of directed arcs. $F = F_c \cup F_{rw} \cup F_f$. Concretely, $F_c \subseteq (P_c \times T) \cup (T \times P_c)$ is a subset of control arcs, $F_{rw} \subseteq (P_v \times T) \cup (T \times P_v)$ is a subset of read-write arcs, and $F_f \subseteq (P_f \times T) \cup (T \times P_f)$ is a subset of execution arcs.
- $C: P \rightarrow \Sigma$ is a color set function, that assigns a color set $C(p)$ belonging to the set of types Σ to each place p .
- $G: T \rightarrow EXPR_V$ is a guard function, that assigns an expression $G(t)$ to each transition t . $\forall t \in T: (Type[G(t)] \in BOOL) \wedge (Type[Var(G(t))] \subseteq \Sigma)$.
- $E: F \rightarrow EXPR_V$ is a function, that assigns an arc expression $E(f)$ to each arc f . $\forall f \in F: (Type[E(f)] = C(p(f))_{MS}) \wedge (Type[Var(E(f))] \subseteq \Sigma)$, where $p(f)$ is the place connected to arc f .
- $I: P \rightarrow EXPR_{\emptyset}$ is an initialization function, that assigns an initialization expression $I(p)$ to each place p . $\forall p \in P: (Type[I(p)] = C(p)_{MS}) \wedge (Var(I(p)) = \emptyset)$.

For a node $x \in P \cup T$, its preset $\bullet x = \{y \mid (y, x) \in F\}$ and its postset $x^\bullet = \{y \mid (x, y) \in F\}$ are two subsets of $P \cup T$. For two nodes $x, y \in P \cup T$, a *path* $[x, y]$ is a finite node sequence by adjacency arcs in F from x to y . More details of PDNet

are defined in B. For the purpose of subsequent definitions, we call *assign* transition for action *ass*, *branch* transitions for *tcd* and *fed*, *lock* transition for *acq*, *unlock* transition for *rel*, *wait* transitions for *wa*₁, *wa*₂, *wa*₃, and *signal* transition for *sig*. As the example in Fig. 2(b), *t*₁₀, *t*₂₀ and *t*₃₀ are three *assign* transitions for actions *ass* in different threads.

Linear temporal logic (LTL) [17] is an adequate specification for important properties or functional requirements of concurrent programs. LTL formulae usually can denote them. The LTL formulae without *next* operator \mathcal{X} , denoted by LTL- \mathcal{X} . We define two kinds of propositions on PDNet.

Definition 2 (Proposition of PDNet): Let N be a PDNet, po be an atomic proposition, and Po be a set of propositions. The syntax is defined as:

$po ::= true \mid false \mid is - fireable(t) (t \in T) \mid token - value(p) \text{ rop } c (p \in P_v, c \in C(p)_{MS} \text{ is a constant, } rop \in \{<, \leq, >, \geq, =\})$.

The semantics is defined w.r.t a marking M :

$$is - fireable(t) = \begin{cases} true & \text{if } \exists b: M[(t, b)] \text{ holds} \\ false & \text{otherwise.} \end{cases}$$

$$token - value(p) \text{ rop } c = \begin{cases} true & \text{if } M(p) \text{ rop } c \text{ holds} \\ false & \text{otherwise.} \end{cases}$$

If a proposition po is evaluated by *true* under a marking M , we call $M \models po$. Based on propositions, we introduce the syntax and semantics of the LTL- \mathcal{X} in C. And the model-checking problem for LTL- \mathcal{X} is also defined in D. The complexity of LTL model-checking is exponential as the number of states and the length of the formula increase. Therefore, it is urgent to reduce the paths as much as possible.

As the example in Fig. 2(a), $\mathcal{G}((x = 1) \rightarrow \mathcal{F}(z = 1))$ is an LTL property, where \mathcal{G} and \mathcal{F} are two temporal operators. It means whenever $x=1$ holds, $z=1$ holds in some subsequent states. Here, the Büchi automaton in Fig. 2(d) is translated [17] from its negation. q_0 is an initial state and q_1 is an acceptable state. $(q_0, (x = 1) \cap \neg(z \neq 1), q_1)$ is a transition relation. $token - value(v_x) = 1$ and $token - value(v_z) = 1$ are two propositions translated while modeling the PDNet in Fig. 2(b).

IV. PDNET SYNCHRONIZATION FOR LTL

A. Synchronization of PDNet

Inspired by the automata-theoretic approach [9], the key to verifying LTL properties by *unfolding* is to synchronize PDNet with a Büchi automaton accepting the negation of LTL- \mathcal{X} . The model-checking problem is reduced to the emptiness checking of illegal traces by traditional unfolding generation [3]. We improve the synchronization [6]–[8] to PDNet.

Let ψ be an LTL- \mathcal{X} formula. For any proposition po in ψ , $[po]$ represents a boolean expression corresponding to this proposition. Firstly, a Büchi automaton $\mathcal{A}_{\neg\psi}$ accepting $\neg\psi$ is translated efficiently [17]. To yield a synchronization, $\mathcal{A}_{\neg\psi}$ should be translated into an equivalent PDNet. It is a PDNet with acceptance capabilities called Büchi PDNet. Formally, Büchi PDNet is $N_{\mathcal{A}} ::= (N, P_{\mathcal{A}})$, where N is a PDNet as Definition 1 and $P_{\mathcal{A}} \subseteq P$ is a finite set of acceptable places (corresponding to the acceptable state of the Büchi automaton).

Let $N_{\neg\psi}$ be a Büchi PDNet translated from $\mathcal{A}_{\neg\psi}$, such that

(1) Each state q of $\mathcal{A}_{\neg\psi}$ is translated to a place p_q (called Büchi place, denoted by $P_{\mathcal{A}}$), where only the place for the initial state q_0 has a token.

(2) Each transition relation (q, po, q') of $\mathcal{A}_{\neg\psi}$ is translated to a transition t_x (called Büchi transition, denoted by $T_{\mathcal{A}}$), where p_q and $p_{q'}$ are the input and output places of t_x , and $G(t_x) = [po]$ is the guard expression for t_x .

(3) Each acceptable state of $\mathcal{A}_{\neg\psi}$ is translated to an acceptable place p_a belonging to $P_{\mathcal{A}}$.

For any *word* on a *run* ϖ accepted by $\mathcal{A}_{\neg\psi}$, there exists an occurrence sequence ω (defined in B) corresponding to ϖ accepted by $N_{\neg\psi}$. An occurrence sequence (*run*) ω is accepted by $N_{\mathcal{A}}$ if $\exists t \in \bullet P_{\mathcal{A}}$ appears infinitely often in ω . We define a distinguished subset of Büchi transitions for $P_{\mathcal{A}}$ (called *I-transition*), by $T_I ::= \{t \mid \forall t \in T_{\mathcal{A}}: t \bullet \cap P_{\mathcal{A}} \neq \emptyset\}$. Thus, the acceptable occurrence sequence occurs some *I-transitions* infinitely often. For synchronization, Büchi transition $t \in T_{\mathcal{A}}$ should observe some necessary places in N to evaluate the truth of guard expression $G(t)$. We define them as observable places of PDNet from LTL- \mathcal{X} .

Definition 3 (Observable Place of PDNet): Let N be a PDNet, ψ be a LTL- \mathcal{X} of N , Po be all propositions from ψ , and $po \in Po$ be a proposition.

If a proposition po is in the form of *is - fireable(t)*, $Obs([po]) ::= \{p \mid p \in \bullet t \cap P_f \vee (p \in \bullet t \cap P_v \wedge \text{Var}(G(t)) \neq \emptyset)\}$. If a proposition po is in the form of *token - value(p) rop c*, $Obs([po]) ::= \{p\}$. The set of observable places over ψ is $P_{Obs} ::= \{p \mid \forall po \in Po: p \in Obs([po])\}$.

Thus, an observable place is either an execution place from P_f or a variable place from P_v . Initially, a standard approach synchronizes N with $N_{\neg\psi}$ on all transitions [5]. However, such a synchronization shall disable all concurrency. It is contrary to the essence of *unfolding* exploiting the concurrency to generate a compact representation of the state space. Thus, we define visible transitions of PDNet. Intuitively, such transitions change the making of some observable places.

Definition 4 (Visible Transition of PDNet): Let N be a PDNet, ψ be an LTL- \mathcal{X} formula, and P_{Obs} be the set of observation places w.r.t. ψ . The set of visible transitions is $T_{Vis} ::= \{t \mid \forall t \in T, \forall p \in P_{Obs} \cap P_v: t \in \bullet p \wedge E(p, t) \neq E(t, p) \vee \forall p \in P_{Obs} \cap P_f: t \in \bullet p \cup p \bullet\}$.

Obviously, $T_{Inv} = T \setminus T_{Vis}$ is called invisible transitions. As the example in Fig. 2(l), a Büchi PDNet is translated from the Büchi automaton in Fig. 2(d). Here, u_0 corresponds to $(q_0, true, q_0)$, I_0 corresponds to $(q_0, (x = 1) \cap (z \neq 1), q_1)$, I_1 corresponds to $(q_1, (z \neq 1), q_1)$. Thus, $G(I_0)$ is $[v_x = 1 \cap v_z \neq 1]$, and $G(I_1)$ is $[v_z \neq 1]$. Then, $T_I = \{I_0, I_1\}$, $P_{Obs} = \{v_x, v_z\}$, $T_{Vis} = \{t_{10}, t_{30}\}$ and $T_{Inv} = \{t_{20}\}$.

Based on the above definitions, we propose a synchronization of PDNet (called Büchi PDNet product) in Algorithm 1. Let N be a PDNet, ψ be an LTL- \mathcal{X} of N , and $N_{\neg\psi}$ be a Büchi PDNet of $\neg\psi$. $\mathcal{N}_{\neg\psi}$ represents a Büchi PDNet product of N and $N_{\neg\psi}$. Intuitively, $\mathcal{N}_{\neg\psi}$ can be seen as a Büchi PDNet by placing N in a suitable environment $N_{\neg\psi}$. $P_{\mathcal{A}}$ and T_I of $\mathcal{N}_{\neg\psi}$ are the same as $N_{\neg\psi}$. Similarly, a *run* accepted by $\mathcal{N}_{\neg\psi}$ enabled from the initial marking occurs some *I-transitions* infinitely often. The existence of such acceptable

run (called illegal *infinite-trace*) of $\mathcal{N}_{\neg\psi}$ implies that N (the corresponding concurrent program \mathcal{P}) violates ψ .

Algorithm 1 Synchronization Algorithm

Input: A PDNet N and an LTL- \mathcal{X} formula ψ ;

Output: Büchi PDNet Product $\mathcal{N}_{\neg\psi}$;

```

1:  $T_I := \emptyset$ ;
2:  $P := P \cup \{P_B, P_S\}$ ;  $I * I(P_B) \neq \emptyset * I$ 
3: for all  $t \in T_A$  do
4:   if  $G(t) \neq \emptyset$  then
5:     for all  $p \in P_{Obs} \cap Obs(G(t))$  do
6:        $F := F \cup \{(t, p), (p, t)\}$ ;
7:   if  $t^\bullet \cap P_A \neq \emptyset$  then
8:      $T_I := T_I \cup \{t\}$ ;
9:    $F := F \cup \{(P_B, t), (t, P_S)\}$ ;
10: for all  $t \in T_{Vis}$  do
11:    $F := F \cup \{(P_S, t), (t, P_B)\}$ ;
12: Let  $t_f$  be a new transition;
13: for all  $p \in P \wedge p^\bullet = \emptyset$  do
14:    $F := F \cup \{(p, t_f), (t_f, p)\}$ ;

```

In order to make the alternate execution of N and $\mathcal{N}_{\neg\psi}$, the scheduling places P_B and P_S are added to $\mathcal{N}_{\neg\psi}$. The intuition behind these places is that when P_B (P_S) has a token, it is the turn of $\mathcal{N}_{\neg\psi}$ (N) to occur an enabled transition. Because Büchi PDNet $\mathcal{N}_{\neg\psi}$ needs to observe the initial marking of N , only P_B has a token initially (Line 2 in Algorithm 1). Intuitively, Büchi transitions of $\mathcal{N}_{\neg\psi}$ should *touch* the observable places. Based on Definition 3, the observed places are determined by $Obs(G(t))$, where the guard expression $G(t)$ corresponds to a proposition (Line 5). Then, p is observed by t via bidirectional arcs (Line 6). At the same time, *I-transitions* are identified by T_I (Lines 7-8). The visible transitions are synchronized with Büchi transitions by scheduling places. Here, Büchi transition in T_A is scheduled by the two arcs (Line 9), and visible transitions in T_{Vis} are scheduled by the two arcs (Line 11). Since LTL- \mathcal{X} model-checking is based on infinite sequences, we construct a transition t_f to build the infinite sequences (Lines 13-14) by a self-loop.

As the example in Fig. 2(m), we show how to construct the synchronization of $\mathcal{N}_{\neg\psi}$ and N , where bolded arcs are added by Algorithm 1. For instance, (v_x, I_0) and (I_0, v_x) represent the observation of Büchi transition I_0 . (P_B, I_0) and (I_0, P_S) represent the turn from $\mathcal{N}_{\neg\psi}$ to N .

Unfortunately, not all *runs* that violate ψ are detected by illegal *infinite-trace*. This is because N is synchronized only with the visible transitions and the invisible transitions are still concurrent. Under the consideration of invisible transitions that cannot change the marking of observable place, the synchronization may reach a marking enabling an infinite occurrence sequence of invisible transitions without scheduling $\mathcal{N}_{\neg\psi}$. Let ω be a *run* of $\mathcal{N}_{\neg\psi}$. We can split ω into two subsequences, a finite prefix ω_1 ending with the last occurrence of a visible transition and an infinite suffix ω_2 containing only invisible transitions. M_n is the marking reached by the occurrence of ω_1 . And M_{n+k} is the marking reached by the occurrence of ω_2 ($k > 0$) in ω_2 . We project the marking M of $\mathcal{N}_{\neg\psi}$ onto $P_{Obs} \cup P_A$, denoted by $\downarrow M$. Since ω_2 does not contain visible

transitions, $\downarrow M_{n+k}$ ($k > 0$) is the same as $\downarrow M_n$. Let q_n be the Büchi place in $\downarrow M_n$. If $\mathcal{A}_{\neg\psi}$ with q_n as the initial state can accept such infinite marking projection sequence $(\downarrow M_n)^\omega$, ω is an acceptable *run* but not an illegal *infinite-trace*. M_n is called a *monitor* marking in this *run*. We have to check the existence of such an acceptable *run*, called illegal *livelock*. Thus, whether an LTL property is satisfied by a concurrent program is decided by the following theorem.

Theorem 1: Let \mathcal{P} be a concurrent program, N be the PDNet constructed for \mathcal{P} , ψ be an LTL- \mathcal{X} formula, $\mathcal{N}_{\neg\psi}$ be the Büchi PDNet of ψ , and $\mathcal{N}_{\neg\psi}$ be the Büchi PDNet product of N and $\mathcal{N}_{\neg\psi}$. $\mathcal{P} \models \psi$ iff $\mathcal{N}_{\neg\psi}$ has no illegal *infinite-trace* and no illegal *livelock*.

The intuition behind this theorem is as follows. If $\mathcal{N}_{\neg\psi}$ has an illegal trace, there exists a *run* accepted by $\mathcal{A}_{\neg\psi}$. It implies \mathcal{P} has a *run* violates ψ . Conversely, such a *run* does not exist, implying $\mathcal{P} \models \psi$. The problem is translated to the existence of illegal traces, checked during unfolding $\mathcal{N}_{\neg\psi}$ [8].

B. PDNet Unfolding

Unfolding [3] preserves the true-concurrency semantics of Petri nets and is often exponentially smaller than the reachability graph under interleaving semantics. We introduce *unfolding* for PDNet.

Two nodes (places or transitions) x and y of a PDNet, x and y are in *causal* relation, denoted by $x < y$ if there exists a path $[x, y]$ with at least one arc. x and y are in *conflict* relation, denoted by $x \# y$, if there are distinct transitions $t, t' \in T$ such that $t \cap t' \neq \emptyset$, $[t, x]$ and $[t', y]$ are two paths in N . A node y is in self-conflict if $y \# y$. x and y are in *concurrent* relation, denoted by $x \text{ co } y$, if neither $x < y$, nor $y < x$, nor $x \# y$.

Let $O ::= (\mathcal{Q}, \mathcal{E}, \mathcal{W})$ be an occurrence net, where \mathcal{Q} is a finite set of conditions (places) such that $\forall q \in \mathcal{Q}, |\bullet q| \leq 1$, \mathcal{E} is a finite set of events (transitions) such that $\forall e \in \mathcal{E}, \bullet e \neq \emptyset$, and $\mathcal{W} \subseteq (\mathcal{Q} \times \mathcal{E}) \cup (\mathcal{E} \times \mathcal{Q})$ is a finite set of arcs. There are finitely many y' such that $y' < y$. Let a partial-order \prec be the transitive relation of \mathcal{W} . $Min(O)$ denotes the set of conditions with an empty preset, which are *minimal* w.r.t. \prec .

Definition 5 (Branching Process of PDNet): Let N be a PDNet, (O, λ) is a branching process of N , where $O = (\mathcal{Q}, \mathcal{E}, \mathcal{W})$ and λ from O to N is a homomorphism $\lambda: \mathcal{Q} \cup \mathcal{E} \rightarrow P \cup T$ such that (1) $\lambda(\mathcal{Q}) \subseteq P$ and $\lambda(\mathcal{E}) \subseteq T$, (2) $\forall e \in \mathcal{E}, \lambda(\bullet e) = \bullet \lambda(e)$ and $\lambda(e^\bullet) = \lambda(e)^\bullet$, (3) $\lambda(Min(O)) = M_0$, and (4) $\forall e, e' \in \mathcal{E}$, if $\bullet e = \bullet e'$ and $\lambda(e) = \lambda(e')$, then $e = e'$.

There is no redundancy in (O, λ) , and the environments of all transitions are preserved. If $\lambda(e) = t$, e is called *t-labelled*. $Min(O)$ corresponds to the initial marking of N . Let $h ::= (O, \lambda)$ be a branching process of N in the following. Branching processes of the same PDNet differ on the scales by unfolding. Then, we introduce a *prefix* relation \sqsubseteq formalizing a branching process is less than another by unfolding the same PDNet. A branching process $h' = (O', \lambda')$ of N is a prefix of another branching process $h = (O, \lambda)$, denoted by $h' \sqsubseteq h$, if $O' = (\mathcal{Q}', \mathcal{E}', \mathcal{W}')$ is a subnet of O containing all minimal elements in $Min(O)$, and such that (i) $\forall e \in \mathcal{E}', (q, e) \in \mathcal{W} \vee (e, q) \in \mathcal{W} \Rightarrow q \in \mathcal{Q}'$, and (ii) $\forall q \in \mathcal{Q}', (e, q) \in \mathcal{W} \Rightarrow e \in \mathcal{E}'$, and (iii) λ' is the restriction of λ

to $\mathcal{Q}' \cup \mathcal{E}'$. There always exists a unique maximal branching process w.r.t. \sqsubseteq called the *unfolding*, denoted by Unf_N . To formulate how Unf_N describes the behavior of a PDNet, we define the notions of configuration and cut.

Definition 6 (Configuration): Let N be a PDNet, and \bar{h} be a branching process of N . A configuration \mathcal{C} of \bar{h} is a finite set of events such that

- (1) $\forall e \in \mathcal{C}, e' \prec e \Rightarrow e' \in \mathcal{C}$ (\mathcal{C} is causally closed), and
- (2) $\forall e, e' \in \mathcal{C}, \neg(e \# e')$ (\mathcal{C} is conflict-free).

Let \mathcal{Q} be a finite set of conditions. \mathcal{Q} is a *co-set* of \bar{h} if $\forall q, q' \in \mathcal{Q}, q \neq q' \wedge q$ co q' . That is, any two distinct conditions are pairwise in *concurrent* relation. Then, a maximal *co-set* w.r.t. \sqsubseteq is a *cut*. For $e \in \mathcal{E}, [e] ::= \{e' | e' \preceq e\}$ is the local configuration of e . Then, the *cut* of a configuration \mathcal{C} is $Cut(\mathcal{C}) = Min(O) \cup \left(\bigcup_{e \in \mathcal{C}} e^\bullet \right) \setminus \left(\bigcup_{e \in \mathcal{C}} \bullet e \right)$. And $Mark(\mathcal{C}) = \lambda(Cut(\mathcal{C}))$ represents a marking of N , called the final marking w.r.t. \mathcal{C} . Loosely speaking, $Mark(\mathcal{C})$ is the reachable marking from M_0 by occurring the events in \mathcal{C} exactly once. \mathcal{C} has one or more event sequences (called *linearizations*), that lead to the same marking. By applying λ to a *linearization*, we get an occurrence sequence of N .

For a configuration \mathcal{C} and an event set \mathcal{E}' , the fact that $\mathcal{C} \cup \mathcal{E}'$ is a configuration and $\mathcal{C} \cap \mathcal{E}' = \emptyset$ is denoted by $\mathcal{C} \oplus \mathcal{E}'$. Therefore, such a set \mathcal{E}' is a suffix of \mathcal{C} , and $\mathcal{C} \oplus \mathcal{E}'$ is an extension of \mathcal{C} . For a configuration \mathcal{C}' , if $\mathcal{C} \subset \mathcal{C}'$, there exists a non-empty suffix \mathcal{E} of \mathcal{C} such that $\mathcal{C} \oplus \mathcal{E} = \mathcal{C}'$. Thus, we define the events added to extend the current branching process.

Definition 7 (Possible Extension of PDNet Unfolding): Let N be a PDNet, $\bar{h} = (O, \lambda)$ be a prefix of Unf_N . A possible extension of \bar{h} is a pair (t, χ) , where

- (1) χ is a *co-set* in \bar{h} , such that $\lambda(\chi) = \bullet t$, and
- (2) \bar{h} contains no t -labelled event with a preset χ .

The pair (t, χ) is an event captured by unfolding algorithms [3] to extend the prefix \bar{h} of Unf_N . A new prefix \bar{h}' is extended by adding all possible extensions to \bar{h} , and $\bar{h} \sqsubseteq \bar{h}'$. However, they are inherently stateful and must solve an NP-complete problem when adding events to \bar{h} [10], which seriously limits the performance as \bar{h} grows. It is greatly limited for the practical application of concurrent programs, especially if the concurrent program exhibits high concurrency.

C. Cutoff of PDNet

Although Unf_N is always infinite, there always exists at least one finite complete prefix (FCP) of Unf_N . The idea [3] is that if the prefix contains two events then the continuations of their local configurations are isomorphic, and thus only one of them needs to be explored further. Let \mathcal{C}_1 and \mathcal{C}_2 be two finite configurations leading to the same marking, i.e., $Mark(\mathcal{C}_1) = Mark(\mathcal{C}_2)$. There exists an isomorphism θ mapping from the finite extensions $\mathcal{C}_1 \oplus \mathcal{E}$ to the finite extensions of $\mathcal{C}_2 \oplus \theta(\mathcal{E})$.

Definition 8 (Adequate Order): A partial order \prec on the finite configuration of Unf_N is an adequate order if

- (1) \prec is well-founded,
- (2) $\mathcal{C}_1 \subset \mathcal{C}_2$ implies $\mathcal{C}_1 \prec \mathcal{C}_2$, and
- (3) \prec is preserved by finite extensions. If $\mathcal{C}_1 \prec \mathcal{C}_2$ and $Mark(\mathcal{C}_1) = Mark(\mathcal{C}_2)$, then an isomorphism θ satisfies $\mathcal{C}_1 \oplus \mathcal{E} \prec \mathcal{C}_2 \oplus \theta(\mathcal{E})$ for all finite extensions.

Based on $Min(O)$, Unf_N is constructed by adding new events one by one following the adequate order. Then, we formally define *cut-off* event of PDNet unfolding w.r.t. \prec .

Definition 9 (Cut-off of PDNet Unfolding): Let N be a PDNet, \prec be an adequate order on the finite configuration of Unf_N , \bar{h} be a prefix of Unf_N , and e be an event in \bar{h} . The event e is a *cut-off* event, if there exists an event e' (called *companion*) in \bar{h} such that $Mark([e]) = Mark([e'])$, and either (1) $e' < e$, or (2) $\neg(e' < e) \wedge [e'] \prec [e]$.

e is a successful *cut-off* event, if

(I) $[e] \setminus [e'] \cap T_I \neq \emptyset$, or

(II) $\exists e_f \in [e]: \lambda(e_f) = t_f$ and $Mark([e'])$ is a *monitor* marking.

Once a *cut-off* event is extended, there are two kinds of successful *cut-off* events to check illegal traces.

Theorem 2: Let N be a PDNet, ψ be an LTL- χ formula, $\mathcal{N}_{\neg\psi}$ be the Büchi PDNet product, and \bar{h} be a prefix of Unf_N .

- $\mathcal{N}_{\neg\psi}$ has an illegal *infinite-trace* iff \bar{h} has a successful *cut-off*-I.
- $\mathcal{N}_{\neg\psi}$ has an illegal *livelock* iff \bar{h} has a successful *cut-off*-II.

The correctness is proven in E. The complete prefix construction of Unf_N terminates when no new event having no *cut-off* events among its predecessors can be extended. The prefix of Unf_N cut off by such events satisfying completeness and finiteness [3] ensures that the whole checking process can be terminated, even if no illegal trace exists. \bar{h} contains at most S^2 non-*cut-off* events, where S is the number of reachable markings of $\mathcal{N}_{\neg\psi}$.

V. PARTIAL-ORDER CHECKING WITH UNFOLDING

A. Conflict Transition of PDNet

Advances in formal verification methods [10]–[12], have enabled the optimal exploration via a tree-like structure. However, such a structure is constructed on the unfolding-based structure with complete conflict and causal relations, while the synchronization for LTL is not a complete prefix of unfolding structure with complete conflict and causal relations. Thus, it is difficult to apply the existing tree-like structures directly on a *folded* net in the case of LTL. Also, constructing a complete unfolding structure in advance and then checking a counterexample is not practical for LTL.

Inspired by the advantages of quasi-optimal partial-order reduction (QPOR) exploration [10]–[12], we propose a partial-order checking with PDNet unfolding to tackle the weakness of traditional unfolding generation. The reason we can leverage the advantages is that PDNet unfolding and event structures [10]–[12] both represent causal, conflict, and concurrent relations. Concretely, we take advantage of QPOR by defining an exploration tree as guidance of PDNet unfolding. The intuition is that our exploration tree can help avoid the enumeration of all possible concurrent event combinations of traditional unfolding generation. Because the nodes in our exploration tree can store the information about the current *run* and the guidance to occur the next transition.

Since the event structures capture all behaviors of a concurrent program via a set of compactly merged and prefix-sharing partial-order runs, enumerating all behaviors in QPOR

[10]–[12] is reduced to explore all partial-order runs. Here, a partial-order run of \mathcal{P} represents a run without enforcing an order of execution on *independent* actions [11]. Thus, the core for our exploration tree covering all partial-order runs is *valid independent* relation. The *independent* relation between actions is an under-approximation of commutativity [10]. Intuitively, an *independent* relation is valid when every pair of *independent* actions can be executed in any order while still producing the equivalent interleaving for the LTL- \mathcal{X} formula. A common idea to identify *independent* relation is determining the *dependence* between actions.

Naturally, we can identify conflict relations between transitions by the structure of Petri nets for the *dependence* between actions. They can be used to construct an exploration tree for *plain* Petri nets. As for concurrent programs, some actions in concurrent threads referencing the variables are modeled via the bidirectional arcs. Especially during the synchronization, the Büchi transitions observe places via the bidirectional arcs. The transitions referencing the same variable places are identified as conflict transitions without considering the concurrency of *referencing* actions on the same variables. However, if such two transitions are enabled simultaneously, their occurrence is interleaved in Unf_N according to the traditional unfolding semantics. The resulting structure is larger in scale. This is because such conflicts lead to unnecessary interleaving of events in the unfolding structure. To avoid the larger structure, we formally define conflict transitions of PDNet to describe *dependence* when the actions are modeled as transitions in PDNet. It helps discover the next partial-order run on our non-complete prefix of the *folded* net (i.e., our Büchi PDNet product) and our exploration tree.

We have informally explained how actions with different effects interleave with each other, i.e., *dependent* relation between actions in Section III-A. Based on it, we introduce two sets for a transition for referencing or defining a variable to define conflict transitions of PDNet.

Definition 10 (Reference Set and Definition Set of PDNet): Let N be a PDNet, and t be a transition of N . The reference set of t is defined by $Ref(t) ::= \{p \mid \forall p \in \bullet t \cap P_v : E(p, t) = E(t, p)\}$. The definition set of t is defined by $Def(t) ::= \{p \mid \forall p \in \bullet t \cap P_v : E(p, t) \neq E(t, p)\}$.

Here, P_v is the variable place set of N from Definition 1. There are two arcs (e.g., (p, t) and (t, p)) between the variable place p and the transition t , as long as $p \in \bullet t$ based on the modeling rules [13].

Definition 11 (Conflict Transitions of PDNet): Let N be a PDNet, and t_1 and t_2 be two transitions of N . $\exists f_1 \in \bullet t_1 \cap P_f$, $\exists f_2 \in \bullet t_2 \cap P_f$ such that $M(f_1) \neq M(f_2)$ (t_1 and t_2 belong to the different threads). t_1 and t_2 conflict, if

(1) t_1 is *assign* transition, t_2 is *assign* (or *branch*) transitions, and $\exists p \in P_v$ such that $p \in Def(t_1) \wedge (p \in Def(t_2) \vee p \in Ref(t_2))$.

(2) t_1 is *lock* transition or the *wait* transition for wa_3 , (i) t_2 is *lock* transition, and $\exists p_\ell \in P$ such that $p_\ell \in \bullet t_1 \wedge p_\ell \in \bullet t_2$, or (ii) t_2 is *unlock* transition, and $\exists p_\ell \in P$ such that $p_\ell \in \bullet t_1 \wedge p_\ell \in t_2^\bullet$, or (iii) t_2 is *wait* transition, and $\exists p_\ell \in P$ such that $p \in \bullet t_1 \wedge (p_\ell \in \bullet t_2 \vee p_\ell \in t_2^\bullet)$.

(3) t_1 is *unlock* transition or the *wait* transition for wa_1 , (i) t_2 is *lock* transition, and $\exists p_\ell \in P$ such that $p_\ell \in t_1^\bullet \wedge p_\ell \in \bullet t_2$, or (ii) t_2 is *unlock* transition, and $\exists p_\ell \in P$ such that $p_\ell \in t_1^\bullet \wedge p_\ell \in t_2^\bullet$, or (iii) t_2 is *wait* transition, and $\exists p_\ell \in P$ such that $p_\ell \in t_1^\bullet \wedge (p_\ell \in \bullet t_2 \vee p_\ell \in t_2^\bullet)$.

(4) t_1 is the *wait* transition for wa_2 , t_2 is *signal* transition, and $\exists p_\gamma \in P$ such that $p_\gamma \in \bullet t_1 \wedge p_\gamma \in t_2^\bullet$.

(5) t_1 is *signal* transition, (i) t_2 is the *wait* transition for wa_2 , and $\exists p_\gamma \in P$ such that $p_\gamma \in t_1^\bullet \wedge p_\gamma \in \bullet t_2$, or (ii) t_2 is *signal* transition, and $\exists p_\gamma \in P$ such that $p_\gamma \in t_1^\bullet \wedge p_\gamma \in t_2^\bullet$.

Intuitively, *conflicts* are used for merging the prefix-sharing partial-order runs. Then, we define a *valid independence* based on the conflict transitions of PDNet.

Definition 12 (Valid Independence): Let \mathcal{P} be a concurrent program, and N be the PDNet of \mathcal{P} . The *dependent* relation $\boxplus_{\mathcal{P}} \subseteq T \times T$ is a reflexive, symmetric relation. $t \boxplus_{\mathcal{P}} t'$ hold if t matches the transition described by t_1 and t' matches the transition described by t_2 in Definition 11. Then, the *valid independent* relation is the complementary relation of $\boxplus_{\mathcal{P}}$, denoted by $\boxtimes_{\mathcal{P}} ::= (T \times T) \setminus \boxplus_{\mathcal{P}}$.

As the example in Fig. 2(b), $t_{10} \boxplus_{\mathcal{P}} t_{30}$. The reason is that $v_x \in Def(t_{10}) \vee v_x \in Ref(t_{30})$. Therefore, we can obtain all conflict transitions in $\mathcal{N}_{\neg\psi}$ for our exploration tree.

B. Exploration Tree for Büchi PDNet Product

The state-of-the-art methods [10]–[12] propose an event structure with complete conflict relation and causal occurrence sequence and optimally explore such structure to construct the call graph (the tree-like structure in [10]). Intuitively, our exploration tree is different from the call graph of QPOR methods [10]–[12]. Because the Büchi PDNet product we have synchronized for LTL is a *folded* net. Inspired by the call graph [10], we define the exploration node in our exploration tree for Büchi PDNet product $\mathcal{N}_{\neg\psi}$. Intuitively, the node represents both the exploration of a configuration in the prefix of our PDNet unfolding and a choice to occur an enabled transition for the left child node as well as a conflict transition for the right child node.

Definition 13 (Exploration Node): Let N be a PDNet, ψ be an LTL- \mathcal{X} formula, $\mathcal{N}_{\neg\psi}$ be the Büchi PDNet product, Unf_N be the unfolding of $\mathcal{N}_{\neg\psi}$, and \bar{h} be the current prefix of Unf_N . An exploration node is a tuple $n ::= \langle \epsilon, \kappa, \eta, t \rangle$, where ϵ is a finite set of events of \bar{h} , κ is a finite set of transitions of N , η is a finite set of transitions of N , and t is an enabled transition under $Mark(\epsilon)$.

In fact, ϵ is a configuration of \bar{h} satisfying Definition 6, which stores the information about the current partial-order run. t must be enabled under $Mark(\epsilon)$ and we can extend t -labelled event(s). η is exactly used to guide the exploration of the next partial-order run. Unlike the *disabled* set of events for the call graph [10], κ is identified as a *delayed* set of transitions. The intuition is that the transitions in κ may occur many times to generate different events. Therefore, how to update κ becomes a difficult problem in the subsequent algorithm. Based on our exploration node, the key insight of our exploration tree is as follows. Each node n contains at most two successor nodes. The left child node of n explores

all partial-order runs including $\epsilon \cup \{e\}$ where $\lambda(e) = t$. And the right child node of n explores the partial-order runs that t is delayed to occur if there exists another transition that conflicts with it based on Definition 11.

Above all, there are two differences between our exploration tree and the call graph from QPOR methods [10]–[12]. (1) QPOR uses an event structure, where the conflict extensions are defined with complete causal and conflict relations. It defines *disabled* set of events to determine a partial-order run excluding the events from the node. However, we can not have complete conflict relations between events in advance and disable t in all partial-order runs of the right sub-tree. Because t may continue to occur and generate different t -labelled events. We define a *delayed* set κ in Definition 13. (2) In the call graph, the enabled extension is identified by the event structure with complete conflict and causal relations. However, an enabled transition is calculated by the current prefix in our methods. We append events to the unfolding structure while constructing the exploration nodes. Based on the second insight, we propose a new algorithm to simultaneously construct our exploration tree while generating our unfolding structure, called *partial-order checking with unfolding* algorithm.

C. Partial-order Checking with Unfolding Algorithm

As we can see in Fig. 1, the information to construct the exploration nodes and extend new left and right child nodes for the continuous exploration is from the current prefix of $\mathcal{N}_{-\psi}$, and the guidance to extend the next event forming a full partial-order run or identify the next partial-order run is from our exploration tree. Based on the above insights, we propose an algorithm in which an exploration tree is constructed while unfolding the synchronization ($\mathcal{N}_{-\psi}$) to verify the LTL properties of concurrent programs. We explore all partial-order runs of \mathcal{P} in Algorithm 2 and check illegal traces in Algorithm 3.

Algorithm 2 Partial-order Checking with Unfolding

Input: The Büchi PDNet product $\mathcal{N}_{-\psi}$ of N and ψ ;

Output: *false* or *true*;

```

1: result := true;
2:  $\bar{h} := \text{Min}(O)$ ;
3:  $n_0 := \text{NOD}(\emptyset, \emptyset, \emptyset, \perp)$ ;
4: EXPLORE( $n_0$ );
5: procedure EXPLORE( $n$ )
6:    $n := \langle \epsilon, \kappa, \eta, t \rangle$ ;
7:   if  $\kappa \cap \text{Conf}(t) \neq \emptyset \wedge \text{Fired}(t)$  then
8:      $\kappa := \kappa \setminus \{t' \mid \forall t' \in \kappa: t \# t'\}$ ;
9:   if EXI( $\epsilon$ ) then return
10:  EN( $\epsilon$ ) := EXTEND( $\epsilon$ );
11:  TEN( $\epsilon$ ) :=  $\lambda(\text{EN}(\epsilon))$ ;
12:  if  $\eta \neq \emptyset$  then
13:    select a  $t'$  from  $\text{TEN}(\epsilon) \cap \eta$ ;
14:  else
15:    select a  $t'$  from  $\text{TEN}(\epsilon) \setminus \kappa$ ;
16:  if  $e := \text{ADDEVENT}(t, \bar{h})$  then
17:    LChild := true;
18:    if CUTOFF( $e, \bar{h}$ ) then return
19:  if LChild then

```

```

20:   |   |    $n' := \text{NOD}(\epsilon \cup \{e\}, \kappa, \eta, t')$ ;
21:   |   |   EXPLORE( $n'$ );
22:   |   |    $\text{ConJ} := \text{ALT}(\epsilon, \kappa \cup \{t\}, \eta)$ ;
23:   |   |   if  $\text{ConJ} \neq \emptyset$  then
24:   |   |   |    $n'' := \text{NOD}(\epsilon, \kappa \cup \{t\}, \text{ConJ} \setminus \epsilon)$ ;
25:   |   |   |   EXPLORE( $n''$ );
26: function ALT( $\epsilon, \kappa, \eta$ )
27:   for all  $t \in \kappa \cap \text{TEN}(\epsilon)$  do
28:   |   if  $t' \in \text{Conf}(t) \wedge (t' \notin \eta) \wedge (t' \notin \kappa)$  then
29:   |   |   return  $\eta \cup [t']$ ;
30:   |   else
31:   |   |   return  $\emptyset$ ;
32: function EXTEND( $\epsilon$ )
33:    $pe := \text{PE}(\epsilon, \mathcal{N}_{-\psi})$ ; /* Function PE calculate the
34:   |   return  $pe$ ;

```

Our exploration tree and complete prefix of $\mathcal{N}_{-\psi}$ are constructed using a fixed-point loop until the tree cannot be expanded. \bar{h} represent the current prefix for $\mathcal{N}_{-\psi}$, with $\text{Min}(O)$ contains *minimal* conditions. The initial node n_0 is constructed by the root node with an empty transition symbol \perp of the exploration tree (Line 3 in Algorithm 2). Then, the procedure EXPLORE is recursively called to build our exploration tree. In procedure EXPLORE, $\langle \epsilon, \kappa, \eta, t \rangle$ represents a node in the exploration tree (Line 6).

Firstly, it is necessary to check whether the *delayed* set κ needs to be updated. Function $\text{Conf}(t)$ can check if there is a conflict transition t' in κ (Line 7). If the last transition of κ has occurred detected by $\text{Fired}(t)$, t' should be deleted from κ (Line 8). Obviously, if ϵ is a duplicate configuration by EXI(ϵ), n will not be explored (Line 9). EN(ϵ) stores all possible extensions under ϵ (Line 10), while TEN(ϵ) is the enabled transition set by EN(ϵ) (Line 11). There are two cases to select an enabled transition. (i) η is not empty (Line 12). We select an enabled transition from η (Line 13). (ii) Otherwise, we select an enabled transition not in κ (Line 15). At this time, a t -labelled event e is extended to the prefix \bar{h} by $\text{AddEvent}(t, \bar{h})$ (Line 16). It implies n has a left child node (Line 17). If e is a *cutoff* event, ϵ is cut off (Line 18).

Secondly, we add a left or right child node to generate all possible partial-order runs. (i) n' is the left child node, denoted by $n \triangleright_l n'$, which explores all partial-order runs that include $\epsilon \cup \{e\}$, and the transitions in κ are delayed to occur (Lines 19-21). (ii) If $\text{ConJ} = \emptyset$, the right child node of n is empty (Line 22). Otherwise, n'' is the right child node, denoted by $n \triangleright_r n''$, which explores those partial-order runs to occur a transition t' that conflict with t by $\kappa \cup \{t\}$ (Lines 23-25).

Importantly, function ALT returns a set of transitions that witnesses the existence of some partial-order runs that extend ϵ and delays some transitions from $\kappa \cup \{t\}$. It selects a transition from κ and TEN(ϵ) (Line 27), and searches for a transition t' in conflict with t (Line 28). For such a transition t' , some causal transitions $[t']$ need to occur before t' are added to η for the right child node (Line 29). Otherwise, it returns \emptyset (Line 31). Function EXTEND calculates all possible extensions under the configuration ϵ (Line 33). When the t -labelled event e is extended to \bar{h} (Line 16), call function

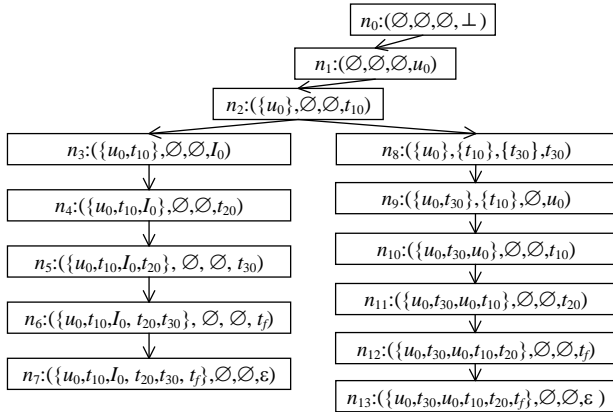


Fig. 3: The Exploration Tree with the unfolding in Fig. 2(m)

CUTOFF in Algorithm 3 to check whether it is a *cutoff* event (Line 18). Then, we explain CUTOFF to check illegal traces.

Algorithm 3 Function CUTOFF

```

1: for all  $e' \in \bar{h} \wedge \text{Mark}([e]) = \text{Mark}([e'])$  do
2:   if  $e_f \notin [e]$  then
3:     if  $e' < e$  then
4:       if  $[e] \setminus [e'] \cap T_I \neq \emptyset$  then
5:          $\text{result} := \text{false};$ 
6:         return true;
7:       else if  $|[e'] \cap T_I| \geq |[e] \cap T_I|$  then
8:         return true;
9:     else
10:       $M := \text{Mark}([e] \setminus \{e\});$ 
11:      Let  $M = (q, P_B, O, H);$ 
12:      if  $\mathcal{A}_{\neg\psi}^q \models O^\omega$  then
13:         $\text{result} := \text{false};$ 
14:      return true;

```

As mentioned above, *cutoff* events prevent the exploration of some redundant configurations to ensure \bar{h} covers all partial-order runs and checks whether there is an illegal trace. The function CUTOFF returns *true* if the event e is a *cutoff* event. Firstly, the *companion* e' of e satisfies $\text{Mark}([e]) = \text{Mark}([e'])$, implying that $[e'] \prec [e]$ holds. According to Definition 9, there are two cases of illegal traces.

(1) If there is no t_f -labelled event in $[e]$, we check whether an illegal *infinite-trace* exists. If $\exists t \in T_I$ belongs to $[e] \setminus [e']$ (Line 4 in Algorithm 3), e is *cutoff-I*, and $\text{result} = \text{false}$ (Line 5). It implies there exists an illegal *infinite-trace* by Theorem 2. If $e' < e \wedge |[e'] \cap T_I| \geq |[e] \cap T_I|$, e is a unsuccessful *cutoff* (Line 8).

(2) Otherwise (t_f -labelled event in $[e]$), we check whether an illegal *livelock* exists. $\mathcal{A}_{\neg\psi}^q$ represent a Büchi automaton with q as the initial state. If $\mathcal{A}_{\neg\psi}^q \models O^\omega$ means M is a *monitor* marking (Line 12), e is *cutoff-II*, and $\text{result} = \text{false}$ (Line 13). It implies there exists an illegal *livelock* by Theorem 2.

As we can see from our exploration tree shown in Fig. 3, t_{10} is selected to occur from n_2 . Its right child node explores a distinct partial-order run that t_{10} is delayed. Because t_{30} is conflict with t_{10} according to Definition 11. $\{t_{30}\}$ includes all causal transitions of t_{30} to guide the next extension. Once t_{30} occurs, t_{10} is deleted from κ .

VI. EXPERIMENTAL EVALUATION

A. Tool Implementation

We implement an automatic tool named *PUPER* (PDNet Unfolding Partial-order checkER). It supports a restricted syntax of C language and POSIX threads. *PUPER* can input a concurrent program with its LTL- χ [13]. The negation for LTL- χ formula is translated to a Büchi automaton [17] and then translated to a Büchi PDNet. Our PDNet synchronizes with the Büchi PDNet to yield a Büchi PDNet product. The Büchi PDNet product is unfolded by constructing an exploration tree, implemented by a variant of Algorithm 2. As for checking whether the concurrent program violates the LTL- χ formula, it checks if the current partial-order run has an illegal trace by checking a successful *cutoff* event, implemented by a variant of Algorithm 3.

B. Benchmarks and Methodology

Benchmarks are adapted from the Software Verification Competition [18], and others are used in related works [10]. *Concur*(N_T), *Ccnf*(N_T), *Shared*(N_T) and *SSB*(N_T) [10] exhibits high concurrency, where N_T is the number of concurrent threads. *Lamport*, *Dekker*, *Szymanski*, and *Peterson* [18] are four classic algorithms for solving the mutual exclusion problem in concurrent systems. At the same time, we set some LTL formulae for each benchmark, whose propositions specify some constraints relevant to the key variables or some specific locations. Both our source code and benchmarks used in the evaluation are available¹. The experiments are conducted under the limitation of 16GB memory and 300s time. And all reported *time* are in seconds. The whole process of each verified property for each benchmark is called execution.

The insight of this paper is that we propose a new LTL- χ checking method to avoid the enumeration of possible concurrent event combinations. Thus, we should compare it with the traditional unfolding generation [5]–[8]. Also, we should compare our tool with the state-of-the-art LTL tool *SPIN* and *DiVine* to evaluate our performance on LTL- χ checking. Based on the above insights, we present experimental evaluations to answer the following questions to highlight two aspects:

Q1. How does our PDNet unfolding generation compare with the traditional unfolding generation?

Q2. How does our LTL- χ checking method compare with other tools?

C. Comparison with Traditional Unfolding Generations

For Q1, we compare the performance of our method, abbreviated as *UPO*, with the traditional unfolding generation (abbreviated as *UNF*). For each benchmark in Table II, N_T represents the concurrent threads, and R_P represents the correct result for the checked LTL- χ formula. For the modeled PDNet, $|P|$ and $|T|$ are the sets of places and transitions, respectively. We output the number of conditions Q_{unf} , the number of events E_{unf} , the cumulative number of concurrent event combinations C_{unf} , and the checking time T_{unf} during traditional unfolding generations. Since we construct an

¹<https://github.com/shirleylee03/puper/>

TABLE II: Comparison with traditional methods (in seconds)

Benchmarks		PDNet			UNF				UPO				Comparison
Name	N_T	R_P	$ P $	$ T $	Q_{unf}	E_{unf}	C_{unf}	T_{unf}	Q_{upo}	E_{upo}	N_{upo}	T_{upo}	∇T
Concur10	10	F	133	60	210	24	24	0.018	258	51	52	0.04	0.45
Concur20	20	T	248	106	1105	275	102963	TO	1745	813	33565	64.728	4.64
Concur30	30	T	348	146	1541	213	48857	TO	2576	975	52751	209.134	1.65
Ccnf9	9	F	91	41	147	22	22	0.014	171	35	36	0.029	0.48
Ccnf17	17	F	151	65	384	30	30	0.054	439	59	60	0.073	0.74
Ccnf19	19	F	166	71	463	32	32	0.065	526	65	66	0.096	0.68
Shared20	20	F	84	45	14211	5609	43290	TO	480	128	129	0.125	2401.10
Shared30	30	T	84	45	12056	4713	42304	TO	2791	1031	1452	3.732	81.54
Shared40	40	F	84	45	12216	4743	42334	TO	920	248	249	0.344	939.96
Shared50	50	T	84	45	12376	4773	42364	TO	7183	2732	3943	33.26	12.16
SSB10	10	F	74	37	467	143	195	0.063	270	92	93	0.048	1.31
SSB20	20	F	74	37	76	15	18	0.02	460	162	163	0.11	0.14
SSB30	30	F	74	37	16	2	2	0.011	650	232	233	0.168	0.07
Dekker	2	T	119	66	260	100	224	0.07	174	75	140	0.05	1.40
Lampport	2	F	156	91	50	10	10	0.026	104	37	38	0.018	1.44
Peterson	2	T	103	56	236	93	238	0.05	181	82	131	0.037	1.35
Szymanski	2	F	138	82	208	65	107	0.055	176	62	75	0.045	1.22
Average			130.1	63.235	3295.412	1227.176	19000.82	116.3745	1123.765	404.6471	5480.941	18.35512	6.34

exploration tree as an addition to avoid such combinations, we output the number of conditions Q_{upo} , the number of events E_{upo} , the number of tree nodes N_{upo} , and the checking time T_{upo} for our new methods. To show the performance of *UPO* quantitatively, we calculate the reduction multiple by $\nabla T = T_{unf}/T_{upo}$ in Table II. Specifically, TO means that the checking time exceeds the upper time limitation (300s) and does not give a deterministic result.

As we can see from Table II, except for six executions from *UNF* where the output is TO, all of them get the same checking results as R_P . It implies that our methods are correct. As for the checking time, $T_{unf} > T_{upo}$ holds for 11 execution, while $T_{upo} > T_{unf}$ holds for the rest of executions. Although *UNF* can reduce unnecessary interleaving compared with the reachability graph, it still needs to enumerate all possible concurrent event combinations (C_{unf}) during the calculation of the next event, which brings a high cost. If the number of event combinations C_{unf} is large (reaching the scale of 10^4), the checking results cannot be obtained within a limited time.

In *Concur* (for the same LTL formula) benchmarks, as N_T increases, the advantage of *UPO* is clear. *UNF* has timed out within 20 threads, but *UPO* can output the results within 300s within 30 threads.

In *Shared* (for the same LTL formula) benchmarks, *UNF* has timed out due to the large-scale number of event combinations C_{unf} , but *UPO* can output the results within 300s within 50 threads.

In *Ccnf* and *SSB* (for the different LTL formulae) benchmarks, although *UPO* outperforms *UNF* under 10 threads of *SSB*, *UNF* can also exhibit good performance under other benchmarks. The reason is that C_{unf} of *UNF* is small (not reaching the scale of 10^4), without bringing huge costs to check the first illegal *trace*.

In the four classic mutual exclusion algorithms with only 2 threads, *UNF* can also exhibit good performance. Although the construction of the exploration tree brings additional overhead, the checking time T_{unf} and T_{upo} are on the same order of magnitude. The overhead is still acceptable.

In conclusion, *UPO* proposed in this paper has a great

TABLE III: Comparison with *SPIN* and *DiVine* (in seconds)

N_T	<i>DiVine</i>		<i>SPIN</i>		<i>PUPER</i>		Comparison	
	N_{div}	T_{div}	N_{spin}	T_{spin}	N_{upo}	T_{upo}	∇d	∇s
3	115	0.066	423	0	25	0.017	3.88	0.00
4	243	0.103	2348	0	30	0.024	4.29	0.00
5	499	0.242	13098	0.02	35	0.032	7.56	0.63
6	1011	0.372	72473	0.16	40	0.042	8.86	3.81
7	2035	0.704	397437	0.97	45	0.055	12.80	17.64
8	4083	1.356	2162169	6.32	50	0.067	20.24	94.33
9	8179	2.878	11666054	37.7	55	0.084	34.26	448.81
10	16371	6.708	62045088	226	60	0.095	70.61	2378.95
Average	4067	1.55	9544886.25	33.90	42.50	0.05	20.31	368.02

optimization effect in tackling the NP-complete problem by avoiding enumerating possible concurrent event combinations. Even in the case that there are not so many combinations from *UNF*, *UPO* also does not bring too much overhead. *UPO* spends 6.34 times less time than *UNF* on average.

D. Comparison with other LTL Tools

For *Q2*, since the tools in [10]–[12] are designed for safety properties instead of LTL properties, we compare *PUPER* against *DiVine* [19] and *SPIN* [20] two state-of-the-art tools for concurrent programs on LTL properties. The benchmarks used here are *Concur* with the thread number from 3 to 10, which exhibit high concurrency. Their results are all *T* to compare the checking better in the case of complete nodes.

In Table III, N_{div} is the number of explored nodes, and T_{div} is the whole time of *DiVine*; N_{spin} is the number of the explored nodes, and T_{spin} is the whole time of *SPIN*; N_{upo} is the number of the explored nodes, and T_{upo} is the whole time of *PUPER*. N_{div} , T_{div} , N_{spin} and T_{spin} are output by themselves. As we can see from Table III, with the number of threads increasing, the total time of our tool grows the slowest. Overall, the average of T_{div} is 1.55s, the average of T_{spin} is 33.9s, and the average of *PUPER* of T_{upo} is only 0.05s. To show the effect of *PUPER* quantitatively, we calculate the reduction multiple by $\nabla d = T_{div}/T_{upo}$ and $\nabla s = T_{spin}/T_{upo}$. Thus, *PUPER* spends 20.31 times less time than *DiVine* tool and 368.02 times less than *SPIN* tool on the benchmarks.

VII. RELATED WORKS

Net unfolding techniques [5]–[8] can check LTL properties of concurrent systems. Esparza et al. [6] propose a new unfolding approach that can solve the model-checking problem by directly checking a finite prefix without running complex algorithms on the prefix. Khomenko et al. [8] propose an unfolding-based approach to LTL- χ model checking of high-level Petri nets based on [6] for low-level nets. These methods are the traditional unfolding generation (*baseline*) in this paper.

As for concurrent programs, there are many verification and testing methods. Verification methods [10]–[12] based on event structure (a simplified structure using unfolding semantics) combine the dynamic partial-order reduction (DPOR). The event structure is constructed based on the unconditional independence of the execution model, and the optimal exploration can cover all reachable states. Testing methods [21]–[24] are combined with dynamic symbolic execution, where the entire execution paths of concurrent programs are directly expressed by the unfolding structure of *plain* Petri nets or contextual nets (a kind of Petri nets with read arcs) to explore the target states. Recently, the Verification of concurrent programs using Petri net unfolding [25] can verify safety properties within the framework of counterexample-guided abstraction and refinement. They propose new *unfolding* methods to solve state-explosion problems for concurrent programs.

In the case of LTL of software model checking, Dietsch et al. [26] propose a new approach to LTL properties for sequential programs based on fairness modulo theory, an extension of classical fairness constraints.

VIII. CONCLUSION

Unfolding can tackle the path-explosion problem due to the high concurrency. But traditional unfolding generations must enumerate possible concurrent event combinations after adding an event. Inspired by the QPOR methods, we propose a new method called partial-order checking with *unfolding* for LTL. Based on PDNet for the concurrent programs, we define an exploration tree with a new notion of *delayed* set of transitions to avoid such event combinations. Then, we propose an LTL- χ checking algorithm to simultaneously generate the unfolding structure with constructing our exploration tree. We implement *PUPER* for the concurrent programs and validate that our methods can tackle the path-explosion problem. In the future, we will propose a merged process as a more compact unfolding structure to represent all partial-order runs.

REFERENCES

- [1] K. L. McMillan, “Using unfoldings to avoid the state explosion problem in the verification of asynchronous circuits,” in *Computer Aided Verification*, G. von Bochmann and D. K. Probst, Eds. Berlin, Heidelberg: Springer Berlin Heidelberg, 1993, pp. 164–177.
- [2] J. Esparza, “Model checking using net unfoldings,” *Science of Computer Programming*, vol. 23, no. 2, pp. 151–195, 1994.
- [3] J. Esparza, S. Römer, and W. Vogler, “An improvement of mcmillan’s unfolding algorithm,” *Form. Methods Syst. Des.*, vol. 20, no. 3, p. 285–310, may 2002.
- [4] J. Esparza and K. Heljanko, *Unfoldings: A Partial-Order Approach to Model Checking (Monographs in Theoretical Computer Science)*, 1st ed. Springer Publishing Company, Incorporated, 2008.
- [5] F. Wallner, “Model checking ltl using net unfoldings,” in *Computer Aided Verification*, A. J. Hu and M. Y. Vardi, Eds. Berlin, Heidelberg: Springer Berlin Heidelberg, 1998, pp. 207–218.
- [6] J. Esparza and K. Heljanko, “A new unfolding approach to LTL model checking,” in *Automata, Languages and Programming*, U. Montanari, J. D. P. Rolim, and E. Welzl, Eds. Berlin, Heidelberg: Springer Berlin Heidelberg, 2000, pp. 475–486.
- [7] —, “Implementing LTL model checking with net unfoldings,” in *Model Checking Software*, M. Dwyer, Ed. Berlin, Heidelberg: Springer Berlin Heidelberg, 2001, pp. 37–56.
- [8] C. Schröter and V. Khomenko, “Parallel ltl-x model checking of high-level petri nets based on unfoldings,” in *Computer Aided Verification*, R. Alur and D. A. Peled, Eds. Berlin, Heidelberg: Springer Berlin Heidelberg, 2004, pp. 109–121.
- [9] M. Y. Vardi, *An automata-theoretic approach to linear temporal logic*. Berlin, Heidelberg: Springer Berlin Heidelberg, 1996, pp. 238–266.
- [10] C. Rodríguez, M. Sousa, S. Sharma, and D. Kroening, “Unfolding-based partial order reduction,” in *26th International Conference on Concurrency Theory (CONCUR 2015)*, ser. Leibniz International Proceedings in Informatics (LIPIcs), L. Aceto and D. de Frutos Escrig, Eds., vol. 42. Schloss Dagstuhl–Leibniz-Zentrum fuer Informatik, 2015, pp. 456–469.
- [11] C. Coti, L. Petrucci, C. Rodríguez, and M. Sousa, “Quasi-optimal partial order reduction,” *Form. Methods Syst. Des.*, vol. 57, no. 1, p. 3–33, jul 2021.
- [12] D. Schemmel, J. Büning, C. Rodríguez, D. Laprell, and K. Wehrle, “Symbolic partial-order execution for testing multi-threaded programs,” in *Computer Aided Verification*, S. K. Lahiri and C. Wang, Eds. Cham: Springer International Publishing, 2020, pp. 376–400.
- [13] Z. Ding, S. Li, C. Chen, and C. He, “Program Dependence Net and Its Slice for Verifying Linear Temporal Properties,” *arXiv e-prints*, p. arXiv:2301.11723, Jan. 2023.
- [14] P. Godefroid, Ed., *Using partial orders to tackle state explosion*. Berlin, Heidelberg: Springer Berlin Heidelberg, 1996, pp. 27–40.
- [15] IEEE, “Ieee standard-portable operating system interface (posix(r)),” *IEEE P1003.1/D1, Jul 2017*, pp. 1–3946, 2017.
- [16] K. Jensen and L. M. Kristensen, “Formal definition of non-hierarchical coloured petri nets,” in *Coloured Petri Nets*. Springer, 2009, pp. 79–94.
- [17] P. Gastin and D. Oddoux, “Fast ltl to büchi automata translation,” in *Computer Aided Verification*. Berlin, Heidelberg: Springer Berlin Heidelberg, 2001, pp. 53–65.
- [18] SV-COMP, “software verification competition,” <https://sv-comp.sosy-lab.org/2022/>, 2022.
- [19] J. Barnat, L. Brim, V. Havel, J. Havlíček, J. Kriho, M. Lenčo, P. Ročkait, V. Štill, and J. Weiser, “Divine 3.0 – an explicit-state model checker for multithreaded c & c++ programs,” in *Computer Aided Verification*, N. Sharygina and H. Veith, Eds. Berlin, Heidelberg: Springer Berlin Heidelberg, 2013, pp. 863–868.
- [20] G. Holzmann and M. Smith, “An automated verification method for distributed systems software based on model extraction,” *IEEE Transactions on Software Engineering*, vol. 28, no. 4, pp. 364–377, 2002.
- [21] K. Kähkönen and K. Heljanko, “Lightweight state capturing for automated testing of multithreaded programs,” in *Tests and Proofs*, M. Seidl and N. Tillmann, Eds. Cham: Springer International Publishing, 2014, pp. 187–203.
- [22] K. Kähkönen, O. Saarikivi, and K. Heljanko, “Unfolding based automated testing of multithreaded programs,” *Automatic Software Engineering*, vol. 22, 2017.
- [23] K. Kähkönen and K. Heljanko, “Testing programs with contextual unfoldings,” *ACM Trans. Embed. Comput. Syst.*, vol. 17, no. 1, nov 2017.
- [24] O. Saarikivi, H. Ponce-De-León, K. Kähkönen, K. Heljanko, and J. Esparza, “Minimizing test suites with unfoldings of multithreaded programs,” *ACM Trans. Embed. Comput. Syst.*, vol. 16, no. 2, feb 2017.
- [25] D. Dietsch, M. Heizmann, D. Klumpp, M. Naouar, A. Podelski, and C. Schätzle, “Verification of concurrent programs using petri net unfoldings,” in *Verification, Model Checking, and Abstract Interpretation*, F. Henglein, S. Shoham, and Y. Vizel, Eds. Cham: Springer International Publishing, 2021, pp. 174–195.
- [26] D. Dietsch, M. Heizmann, V. Langenfeld, and A. Podelski, “Fairness modulo theory: A new approach to ltl software model checking,” in *Computer Aided Verification*, D. Kroening and C. S. Păsăreanu, Eds. Cham: Springer International Publishing, 2015, pp. 49–66.

APPENDIX A
SUCCESSOR RELATION

Let $s ::= \langle h, m, r, u \rangle$ be a state of \mathcal{P} , where h is a function that indicates the current program location of every thread, m is the current memory state, r is a function that maps every mutex to a thread identifier, and u is also a function maps every condition variable to a multiset of thread identifiers of those threads that currently wait on that condition variable. The *successor* relation in Table IV is represented by $s \xrightarrow{\langle \tau, \beta \rangle} s'$, updating s to a new state s' .

TABLE IV: Successor relation on actions

$\tau := \langle i, q, l, l', m, m' \rangle \in T \ q := v := w \ h(i) = l$ (ρ_{ass})
$\langle h, m, r, u \rangle \xrightarrow{\langle \tau, \langle ass, l' \rangle \rangle} \langle h[i \rightarrow l'], m', r, u \rangle$
$\tau := \langle i, q, l, l', m, m' \rangle \in T \ q := i \ f(w) \text{ or } \text{while}(w) \llbracket w \rrbracket m = \text{true} \ h(i) = l$ (ρ_{tcd})
$\langle h, m, r, u \rangle \xrightarrow{\langle \tau, \langle tcd, l' \rangle \rangle} \langle h[i \rightarrow l'], m, r, u \rangle$
$\tau := \langle i, q, l, l', m, m' \rangle \in T \ q := i \ f(w) \text{ or } \text{while}(w) \llbracket w \rrbracket m = \text{false} \ h(i) = l$ (ρ_{fcd})
$\langle h, m, r, u \rangle \xrightarrow{\langle \tau, \langle fcd, l' \rangle \rangle} \langle h[i \rightarrow l'], m, r, u \rangle$
$\tau := \langle i, q, l, l', m, m' \rangle \in T \ q := \langle lock, \ell \rangle \ h(i) = l \ r(\ell) = 0$ (ρ_{acq})
$\langle h, m, r, u \rangle \xrightarrow{\langle \tau, \langle acq, \ell \rangle \rangle} \langle h[i \rightarrow l'], m, r[\ell \rightarrow i], u \rangle$
$\tau := \langle i, q, l, l', m, m' \rangle \in T \ q := \langle unlock, \ell \rangle \ h(i) = l \ r(\ell) = i$ (ρ_{rel})
$\langle h, m, r, u \rangle \xrightarrow{\langle \tau, \langle rel, \ell \rangle \rangle} \langle h[i \rightarrow l'], m, r[\ell \rightarrow 0], u \rangle$
$\tau := \langle i, q, l, l', m, m' \rangle \in T \ q := \langle signal, \gamma \rangle \ h(i) = l \ \{j\} \in u(\gamma)$ (ρ_{sig})
$\langle h, m, r, u \rangle \xrightarrow{\langle \tau, \langle sig, \gamma \rangle \rangle} \langle h[i \rightarrow l'], m, r, u[\gamma \rightarrow u(\gamma) \setminus \{j\} \cup \{-j\}] \rangle$
$\tau := \langle i, q, l, l', m, m' \rangle \in T \ q := \langle wait, \gamma, \ell \rangle \ h(i) = l \ r(\ell) = i \ \{i\} \notin u(\gamma)$ (ρ_{wa_1})
$\langle h, m, r, u \rangle \xrightarrow{\langle \tau, \langle wa_1, \gamma, \ell \rangle \rangle} \langle h, m, r[\ell \rightarrow 0], u[\gamma \rightarrow u(\gamma) \cup \{i\}] \rangle$
$\tau := \langle i, q, l, l', m, m' \rangle \in T \ q := \langle wait, \gamma, \ell \rangle \ h(i) = l \ r(\ell) = 0 \ \{-i\} \in u(\gamma)$ (ρ_{wa_2})
$\langle h, m, r, u \rangle \xrightarrow{\langle \tau, \langle wa_2, \gamma, \ell \rangle \rangle} \langle h, m, r, u[\gamma \rightarrow u(\gamma) \setminus \{-i\}] \rangle$
$\tau := \langle i, q, l, l', m, m' \rangle \in T \ q := \langle wait, \gamma, \ell \rangle \ h(i) = l \ r(\ell) = 0$ (ρ_{wa_3})
$\langle h, m, r, u \rangle \xrightarrow{\langle \tau, \langle wa_3, \gamma, \ell \rangle \rangle} \langle h[i \rightarrow l'], m, r[\ell \rightarrow i], u \rangle$

For ρ_{ass} , $v := w$ is an assignment. $\llbracket w \rrbracket m$ denotes that the value evaluating by the expression w under the memory state m . And this value is assigned to the variable v . Thus, $m' = m[v \mapsto \llbracket w \rrbracket m]$ denotes the new memory state where $m'(v) = \llbracket w \rrbracket m$ and $m'(y) = m(y)$ ($\forall y \in \mathcal{V}: y \neq v$) in the new state s' for ρ_{ass} . ρ_{tcd} represents the boolean condition w is evaluated by *true* (i.e., $\llbracket w \rrbracket m = \text{true}$), and ρ_{fcd} represents the boolean condition w is evaluated by *flase* (i.e., $\llbracket w \rrbracket m = \text{flase}$). Neither ρ_{tcd} nor ρ_{fcd} updates the memory state. And they update the program locations to different program locations l' .

ρ_{acq} represents thread i obtains this mutex ℓ ($r[\ell \rightarrow i]$) and updates the program location to l' if ℓ is not held by any thread ($r(\ell) = 0$). However, if ℓ is held by another thread, thread i is blocked by ℓ , and current state s cannot be updated. ρ_{rel} corresponds to $\langle unlock, \ell \rangle$. Here, $r(\ell) = i$ means the mutex ℓ is held by thread i . If $r(\ell) = i$, thread i releases this mutex ℓ by $r[\ell \rightarrow 0]$ and update the program location to l' . ρ_{sig} corresponds to $\langle signal, \gamma \rangle$. Thread i can notify a thread j belonging to $u(\gamma)$ ($\{j\} \in u(\gamma)$). Thus, thread j will be notified by thread i ($u[\gamma \rightarrow u(\gamma) \setminus \{j\} \cup \{-j\}]$). And it updates the program location to l' . If the mutex ℓ is held by thread i ($r(\ell) = i$) and thread i is not waiting for γ currently ($\{i\} \notin u(\gamma)$), ρ_{wa_1} represents the action releases the mutex ℓ ($r[\ell \rightarrow 0]$), and thread i is added to the current thread multiset waiting on condition variable γ ($u[\gamma \rightarrow u(\gamma) \cup \{i\}]$). Then, ρ_{wa_2} represents the thread i is blocked until a thread j ($\{-i\} \in u(\gamma)$) notifies by condition variable γ . Thus, thread i no long waits for a notification on γ ($u[\gamma \rightarrow u(\gamma) \setminus \{-i\}]$). Finally, if the thread i has been woken

up by the other thread and ℓ is not held ($r(\ell) = 0$), ρ_{wa_3} represents the action acquires the mutex ℓ again ($r[\ell \rightarrow i]$) and updates the program location to i .

APPENDIX B
MORE DETAILS OF PDNET

For a PDNet, there are some basic concepts as follows. We use $+$ and $-$ for the sum and difference of two multisets. And $=$, $<$, $>$, \leq , \geq are comparisons of multisets, which are defined in the standard way. CON is a constant set.

Definition 14 (Basic Concepts of PDNet): Let N be a PDNet.

(1) $M: P \rightarrow EXP R_0$ is a marking function that assigns an expression $M(p)$ to each place p . $\forall p \in P: Type[M(p)] = C(p)_{MS} \wedge (Var(M(p)) = \emptyset)$. For convenience, a marking of N is denoted by M with a subscript. In particular, M_0 represents the initial marking by $\forall p \in P: M_0(p) = I(p)$.

(2) $Var(t) \subseteq V$ is the variable set of a transition t . It consists of the variables appearing in expression $G(t)$ and in arc expressions of all arcs connected to the transition t .

(3) $B: V \rightarrow CON$ is a binding function that assigns a constant value $B(v)$ to each variable v . In particular, $B[t]$ is the set of all bindings for a transition t , that maps $v \in Var(t)$ to a constant value. And $b \in B[t]$ is a binding of a transition t .

(4) A binding element (t, b) is a pair where $t \in T$ and $b \in B[t]$. $BE(t)$ is a set of all binding elements of a transition t .

Remark 1: $e\langle b \rangle$ represents the evaluating result of the expression e in the binding b by assign a constant from b to each variable $v \in Var(e)$. Thus, Under a binding element (t, b) , $G(t)\langle b \rangle$ (or $E(f)\langle b \rangle$) represents the evaluating result of $G(t)$ (or $E(f)$), where f is an arc connected to t .

The enabled and occurrence rules of PDNet are defined by evaluating the guard expressions and arc expressions.

Definition 15 (Enabled and Occurrence Rules of PDNet): Let N be a PDNet, (t, b) be a binding element of N , and M_1 be a marking of N . A binding element (t, b) is enabled under a marking M , denoted by $M_1[(t, b)]$, iff

1. $G(t)\langle b \rangle = \text{true}$, and
2. $\forall p \in \bullet t: E(p, t)\langle b \rangle \leq M_1(p)$.

When (t, b) is enabled under M_1 , it can occur and lead to a new marking M_2 , denoted by $M_1[(t, b)]M_2$, such that

3. $\forall p \in P: M_2(p) = M_1(p) - E(p, t)\langle b \rangle + E(t, p)\langle b \rangle$.

For ease of expression, if there is a binding b that enables the binding element (t, b) , we call this transition t enabled. The set of transitions enabled under the marking M is denoted by $En(M)$. Then, the occurrence sequence of PDNet is defined based on its enabled and occurrence rules.

Definition 16 (Occurrence Sequence of PDNet): Let N be a PDNet, M_0 be the initial marking of N , and (t, b) be a binding element of N . An occurrence sequence ω of N can be defined by the following inductive scheme:

- (1) $M_0[C]M_0$ (C is an empty sequence),
- (2) $M_0[\omega]M_1 \wedge M_1[(t, b)]M_2: M_0[\omega(t, b)]M_2$.

An occurrence sequence ω of N is maximal, iff

- (1) ω is of infinite length (e.g., $(t_1, b_1), (t_2, b_2), \dots, (t_n, b_n), \dots$), or

(2) $M_0[\omega]M_1 \wedge \forall t \in T, \exists (t, b) \in BE(t): M_1[(t, b)]$.

For ease of expression, an occurrence sequence $(t_1, b_1), (t_2, b_2), (t_3, b_3), \dots$ is abbreviated to this form t_1, t_2, t_3, \dots . Then, a marking sequence of ω , denoted by $M[\omega]$, is generated by occurring all binding elements in ω one by one. If $M_1[\omega_1]M_2$ and $M_2[\omega_2]M_3$, $\omega_1\omega_2$ is an occurrence sequence where ω_1 is a finite prefix, and $M[\omega_1]M[\omega_2]$ is a marking sequence where $M[\omega_1]$ is a finite prefix of $M[\omega_1\omega_2]$. If $\omega = t_0, t_1, \dots, t_n, \omega^i = t_i, t_{i+1}, \dots, t_n$ is a suffix of ω for $\forall i \in [0, n]$, M^i is the marking reachable by a prefix t_0, t_1, \dots, t_{i-1} of ω for $\forall i \in (0, n]$, and $M^i M[\omega^i]$ is a suffix of $M[\omega]$ for $\forall i \in (0, n]$. Thus, the state space of a PDNet can be defined by the reachability graph.

Definition 17 (Reachability Graph of PDNet): Let N be a PDNet, and M_0 be the initial marking of N . $RG(N) ::= (M, L)$ is the reachability graph of N , where M is a set of vertices comprising all marking reachable by any maximal occurrence sequence from the initial marking M_0 , and $L \subseteq M \times T \times M$ is a set of edges defined by every binding element $M_1[(t, b)]M_2$ for $t \in T$ and $b \in B[t]$.

Remark 2: An edge $(M_1, t, M_2) \in L$ is annotated with t , denoted by $M_1 \xrightarrow{t} M_2$. A finite path of $RG(N)$ is a marking sequence M_0, M_1, \dots, M_n where $(M_i, t_i, M_{i+1}) \in L$ for $\forall i \in [0, n]$. An infinite path of $RG(N)$ is a marking sequence M_0, M_1, \dots where $(M_i, t_i, M_{i+1}) \in L$ for all i .

$RG(N)$ consists of all maximal marking sequences of N , where every marking is reached from the initial marking by an occurrence sequence. All maximal marking sequences constitute the language accepted by N , denoted by $\mathcal{L}(N)$.

APPENDIX C SYNTAX AND SEMANTICS OF LTL- \mathcal{X}

We have defined the propositions based on PDNet. We continue with the introduction of the syntax and semantics of the LTL formulae without the \mathcal{X} operator for PDNet, denoted by LTL- \mathcal{X} .

Definition 18 (Syntax of LTL- \mathcal{X} Formula): Let N be a PDNet, Po be a finite set of propositions w.r.t. N . The set of LTL- \mathcal{X} formulae over Po is defined inductively as follows:

- (1) Every $\psi \in Po$ is a state formula.
- (2) If ψ and ϕ are state formulae, so are $(\psi \vee \phi)$, $(\psi \wedge \phi)$ and $\neg\psi$.
- (3) Every state formula is a path formula.
- (4) If ψ and ϕ are path formula, so are $(\psi \vee \phi)$, $(\psi \wedge \phi)$, $\neg\psi$, $\mathcal{F}\psi$, $\mathcal{G}\psi$ and $\psi\mathcal{U}\phi$.

Definition 19 (Semantics of LTL- \mathcal{X} Formula of PDNet): Let N be a PDNet, ψ be an LTL- \mathcal{X} formula of N . $\omega = t_0, t_1, t_2, \dots$ is an occurrence sequence, and $M[\omega]$ is a marking sequence of ω in $RG(N)$. The semantics of LTL- \mathcal{X} formula is defined w.r.t $M[\omega]$:

- $M[\omega] \models \text{true}$, and $M[\omega] \not\models \text{false}$.
- $M[\omega] \models \text{is - fireable}(t)$ if t is enabled in M_0 .
- $M[\omega] \models \text{token - value}(p) \text{ rop } c$ if $M_0(p) \text{ rop } c$ holds.
- $M[\omega] \models \psi$ if $M[\omega] \not\models \neg\psi$.
- $M[\omega] \models (\psi \vee \phi)$ if $M_0 \models \psi$ or $M_0 \models \phi$.
- $M[\omega] \models (\psi\mathcal{U}\phi)$ if there exists $k \geq 0$ such that $M^k \models \phi$ and $\forall i \in [0, k), M[\omega^i] \models \psi$.

The semantics of the remaining LTL- \mathcal{X} operators is defined using the tautologies $(\psi \vee \phi) \iff \neg(\neg\psi \wedge \neg\phi)$, $\mathcal{F}\psi \iff (\text{true}\mathcal{U}\psi)$ and $\mathcal{G}\psi \iff (\neg\mathcal{F}\neg\psi)$.

APPENDIX D MODEL CHECKING LINEAR TEMPORAL PROPERTIES

Let us briefly recall the essential ideas and notions that underlie the automata-theoretic approach to model-checking linear temporal properties. Every LTL property can be expressed as a Büchi automaton [17].

Definition 20 (Büchi automaton): A Büchi automaton $\mathcal{A} = (\Pi, Q, q_0, \delta, Q_F)$ is a five tuple, where:

- (1) Π is a finite alphabet.
- (2) Q is a finite set of Büchi states.
- (3) $q_0 \in Q$ is an initial Büchi state.
- (4) $\delta: Q \times \Pi \times Q$ is a transition relation.
- (5) $Q_F \subseteq Q$ is a set of accepting states.

A word over Π is an infinite sequence $\varpi = \alpha_0, \alpha_1, \alpha_2, \dots$ such that $\alpha_i \in \Pi$ for all $i \geq 0$. A run of the Büchi automaton \mathcal{A} on ϖ is an infinite sequence of Büchi states $r = q_0, q_1, q_2, \dots$ starting from q_0 , such that $\forall \alpha_i \in \varpi, (q_i, \alpha_i, q_{i+1}) \in \delta$. A run r is *accepted* by \mathcal{A} if r contains infinitely many accepting states in Q_F . And a word ϖ is *accepted* by \mathcal{A} if there exists an accepting run of \mathcal{A} on ϖ . The language $\mathcal{L}(\mathcal{A})$ of a Büchi automaton \mathcal{A} is the set of all words that are accepted by \mathcal{A} .

An LTL formula over a set of atomic propositions Po defines a set of words over the alphabet $\Pi = 2^{Po}$. There are several translations from LTL formulae to equivalent Büchi automata are available [17]. Thus, given an LTL- \mathcal{X} formula ψ , a corresponding Büchi automaton \mathcal{A}_ψ is translated automatically.

Theorem 3: Let ψ be an LTL formula. There exists a Büchi automaton \mathcal{A}_ψ such that $\mathcal{L}(\mathcal{A}_\psi) = \mathcal{L}_\psi$.

A linear temporal property (expressed by an LTL formula) can be evaluated in each single (typically infinite) run. Such a property is satisfied by the given system (such as a concurrent program) if all runs of the system satisfy it. That is, $\mathcal{L}(N) \subseteq \mathcal{L}(\mathcal{A}_\psi)$ means the given PDNet satisfies a property ψ . However, it is difficult to determine the satisfiability. A popular way to verify linear temporal properties is to construct a Büchi automaton that accepts all those infinite sequences which violate the property. Then, a product representing the combination of the current marking in the reachability graph and the current Büchi state is defined.

Definition 21 (Büchi Automaton Product): Let \mathcal{A} be a Büchi automaton, and N be a PDNet with reachability graph $RG(N)$. The Büchi automaton product $RG(N) \cap \mathcal{A}$ is a Büchi automaton $\mathcal{A}^* = (\Pi^*, Q^*, q_0^*, \delta^*, Q_F^*)$, where

- (1) $\Pi^* = \Pi$.
- (2) $Q^* = M \times Q$.
- (3) $q_0^* = (M_0, q_0)$.
- (4) $((M_1, q_1), po, (M_2, q_2)) \in \delta^*$ if $\exists t \in T: (M_1, t, M_2) \in L, (q_1, po, q_2) \in \delta$, and $M_2 \models po$.
- (5) $(M_n, q) \subseteq Q_F^*$ if $M_n \in M$ and $q \in Q_F$.

For an LTL- \mathcal{X} formula ψ , $\mathcal{A}_{\neg\psi}$ represent such a Büchi automaton which violates the property. Thus, a new Büchi

automaton $\mathcal{A}_{\neg\psi}^*$ accepts exactly those infinite paths of $RG(N)$ which violate the property ψ . The language $\mathcal{L}(\mathcal{A}_{\neg\psi}^*) = \mathcal{L}(N) \cap \mathcal{L}(\mathcal{A}_{\neg\psi})$ is the set of all runs which are possible in the PDNet constructed for a concurrent program and violate the property. If the given property is satisfied, the resulting product accepts the empty language. Otherwise, any accepted run yields a counterexample.

Theorem 4: Let $N_{\mathcal{P}}$ be a PDNet for a concurrent program \mathcal{P} , and ψ be an LTL- \mathcal{X} formula, and $\mathcal{A}_{\neg\psi}^*$ be the Büchi automaton product of the reachability graph $RG(N_{\mathcal{P}})$ and $\mathcal{A}_{\neg\psi}$.

$\mathcal{P} \models \psi$ iff $\mathcal{L}(\mathcal{A}_{\neg\psi}^*) = \emptyset$.

Thus, the model-checking problem is translated to an emptiness-checking problem on $\mathcal{L}(\mathcal{A}_{\neg\psi}^*)$, is explored with on-the-fly way. However, the complete interleaving of some concurrent actions brings about the path-explosion problem [9]. Therefore, we propose a more efficient verification based on PDNet unfolding for this problem.

APPENDIX E

CORRECTNESS PROOF OF PDNET UNFOLDING

We split Theorem 2 into some sub-theorems to prove the correctness.

Theorem 5: Let N be a PDNet, ψ be an LTL- \mathcal{X} formula, $\mathcal{N}_{\neg\psi}$ be the Büchi PDNet product, and \bar{h} be a prefix of $Unf_{\mathcal{N}}$. If \bar{h} contains a successful *cutoff-I*, then $\mathcal{N}_{\neg\psi}$ has an illegal *infinite-trace*.

Proof 1: Let e be a successful *cutoff-I*, whose *companion* is e' . In particular, $e' < e$ implies $[e'] \prec [e]$. Let $\omega_1\omega_2$ be an occurrence sequence of $\mathcal{N}_{\neg\psi}$, such that ω_1 is a *linearization* of $[e']$ and $\omega_1\omega_2$ is a *linearization* of $[e]$. Let M_1 be the marking reached by ω_1 , M_2 be the reached by $\omega_1\omega_2$. Since $Mark([e']) = Mark([e])$, $M_1 = M_2$. According to Definition 9, $[e'] \setminus [e] \cap T_I \neq \emptyset$. Thus, $\omega_1(\omega_2)^\omega$ is an infinite sequence of $\mathcal{N}_{\neg\psi}$ with infinitely many occurrences of *I-transitions*. It is an illegal *infinite-trace*.

Definition 22: A configuration \mathcal{C} of the unfolding of $\mathcal{N}_{\neg\psi}$ is bad if it contains at least $S + 1$ *I - events*, where S is the number of reachable markings of $\mathcal{N}_{\neg\psi}$.

Lemma 1: $\mathcal{N}_{\neg\psi}$ has an illegal *infinite-trace* iff $Unf_{\mathcal{N}}$ contains a bad configuration.

Proof 2: (\Rightarrow) Let ω be a prefix of an illegal *infinite-trace* of $\mathcal{N}_{\neg\psi}$, such that ω contains $S + 1$ *I - transitions*. There exists a configuration \mathcal{C} such that ω is a *linearization* of \mathcal{C} . Thus, \mathcal{C} is a bad configuration.

(\Leftarrow) Let \mathcal{C} be a bad configuration. \mathcal{C} contains at least $S + 1$ *I - events*. A lemma that no reachable marking of $\mathcal{N}_{\neg\psi}$ concurrently enables two different *I-transitions* has been proved [7]. These events are causally ordered, and by the pigeonhole principle $\exists e', e \in \mathcal{C} : e' < e \wedge Mark([e']) = Mark([e])$. Let $\omega_1\omega_2$ be an occurrence sequence of $\mathcal{N}_{\neg\psi}$, such that ω_1 is a *linearization* of $[e']$ and $\omega_1\omega_2$ is a *linearization* of $[e]$. Let M_1 be the marking reached by ω_1 , M_2 be the reached by $\omega_1\omega_2$. Since $Mark([e']) = Mark([e])$, $M_1 = M_2$. Thus, $\omega_1(\omega_2)^\omega$ is an illegal *infinite-trace* of $\mathcal{N}_{\neg\psi}$ with infinitely many occurrences of *I-transitions*.

Lemma 2: A bad configuration contains at least a successful *cutoff-I*.

Proof 3: According to Proof 2(\Leftarrow), event e is a successful *cutoff-I*.

Theorem 6: Let N be a PDNet, ψ be an LTL- \mathcal{X} formula, $\mathcal{N}_{\neg\psi}$ be the Büchi PDNet product, and \bar{h} be a prefix of $Unf_{\mathcal{N}}$. If $\mathcal{N}_{\neg\psi}$ has an illegal *infinite-trace*, then \bar{h} contains a successful *cutoff-I*.

Proof 4: By Lemma 2, it suffices to show that if the unfolding of $\mathcal{N}_{\neg\psi}$ contains a bad configuration, then \bar{h} has a successful *cutoff-I*. Based on Lemma 1, $\mathcal{N}_{\neg\psi}$ has an illegal *infinite-trace*, \bar{h} has a bad configuration. Then, it also has a successful *cutoff-I*.

Theorem 7: Let N be a PDNet, ψ be an LTL- \mathcal{X} formula, $\mathcal{N}_{\neg\psi}$ be the Büchi PDNet product, and \bar{h} be a prefix of $Unf_{\mathcal{N}}$. If \bar{h} contains a successful *cutoff-II*, then $\mathcal{N}_{\neg\psi}$ has an illegal *livelocks*.

Proof 5: Let e be a successful *cutoff-II*, whose *companion* is e' . Thus, $\exists e_f \in [e] : \lambda(e_f) = t_f$ and $Mark([e'])$ is a *monitor* marking. Let $\omega_1\omega_2\omega_3$ be an occurrence sequence of $\mathcal{N}_{\neg\psi}$, such that ω_1 is a *linearization* of $[e']$, $\omega_1\omega_2$ is a *linearization* of $[e_f]$ and $\omega_1\omega_2\omega_3$ is a *linearization* of $[e]$. Let $\mathcal{A}_{\neg\psi}$ be the Büchi automaton of $\neg\psi$, and q_n be the Büchi projection under $Mark([e'])$. Due to $Mark([e'])$ as a *monitor* marking, $\mathcal{A}_{\neg\psi}^n$ ($\mathcal{A}_{\neg\psi}$ with the initial state q_n) can accept such infinite marking projection sequence $(\downarrow Mark([e']))^\omega$. Thus, $\omega_2\omega_3$ contains only invisible transitions. Let M_2 be the marking reached by $\omega_1\omega_2$, M_3 be the reached by $\omega_1\omega_2\omega_3$. According to Algorithm 1, t_f is added for infinite occurrence sequence but does not change the marking, implying $Mark([e]) = Mark([e_f])$. Since $Mark([e]) = Mark([e_f])$, $M_2 = M_3$. Thus, $\omega_1\omega_2(\omega_3)^\omega$ is an illegal *livelock* of $\mathcal{N}_{\neg\psi}$.

Theorem 8: Let N be a PDNet, ψ be an LTL- \mathcal{X} formula, $\mathcal{N}_{\neg\psi}$ be the Büchi PDNet product, and \bar{h} be a prefix of $Unf_{\mathcal{N}}$. If $\mathcal{N}_{\neg\psi}$ has an illegal *livelocks*, then \bar{h} contains a successful *cutoff-II*.

Proof 6: Let $\omega_1\omega_2(\omega_3)^\omega$ be an illegal *livelocks* of $\mathcal{N}_{\neg\psi}$ such that $\omega_2\omega_3$ contains no visible transitions. Based on Algorithm 1, there must exist an event e_f satisfying $\lambda(e_f) = t_f$. Due to the feature of t_f , let $\omega_1\omega_2$ be a *linearization* of $[e_f]$. Let e be an event such that $\omega_1\omega_2\omega_3$ is a *linearization* of $[e]$ and $e_f \in [e]$. Then, let e' be the *companion* event of e such that ω_1 is a *linearization* of $[e']$. Because $\omega_2\omega_3$ contains only invisible transitions, $Mark([e'])$ is a *monitor* marking. It implies that $Mark([e']) = Mark([e])$. That is, e is a successful *cutoff-II*. Thus, \bar{h} has a successful *cutoff-II*.