

# Towards Stability of Autoregressive Neural Operators

Michael McCabe\*

Department of Computer Science  
University of Colorado Boulder

michael.mccabe@colorado.edu

Peter Harrington

Lawrence Berkeley National Laboratory

pharrington@lbl.gov

Shashank Subramanian

Lawrence Berkeley National Laboratory

shashanksubramanian@lbl.gov

Jed Brown

Department of Computer Science  
University of Colorado Boulder

jed@jedbrown.org

## Abstract

Neural operators have proven to be a promising approach for modeling spatiotemporal systems in the physical sciences. However, training these models for large systems can be quite challenging as they incur significant computational and memory expense—these systems are often forced to rely on autoregressive time-stepping of the neural network to predict future temporal states. While this is effective in managing costs, it can lead to uncontrolled error growth over time and eventual instability. We analyze the sources of this autoregressive error growth using prototypical neural operator models for physical systems and explore ways to mitigate it. We introduce architectural and application-specific improvements that allow for careful control of instability-inducing operations within these models without inflating the compute/memory expense. We present results on several scientific systems that include Navier-Stokes fluid flow, rotating shallow water, and a high-resolution global weather forecasting system. We demonstrate that applying our design principles to prototypical neural networks leads to significantly lower errors in long-range forecasts with 800% longer forecasts without qualitative signs of divergence compared to the original models for these systems. We open-source our code for reproducibility.

## 1 Introduction

There is an increasing interest in using neural networks to simulate scientific systems described by partial differential equations (PDEs), with a specific focus on *neural operators*. These are neural network models that learn the mapping between two function spaces that represent the inputs and solutions to a PDE through training using a finite collection of input-solution pairs of data. (Li et al., 2021b; Lu et al., 2021, and references therein). These models have demonstrated great success in simulating PDE systems across a broad range of scientific disciplines. With the success of large neural network models such as foundation models (Bommasani et al., 2021; Devlin et al., 2018) in natural language processing (NLP) and computer vision (CV), recent efforts have attempted to scale these neural operators for grand challenge problems in scientific computing, particularly in geophysical systems like weather and climate. These methods have demonstrated impressive performance in predicting crucial physical variables and are comparable to traditional numerical methods over short time horizons under certain metrics, while enjoying orders of magnitude improvement in computational expense in an operational (inference) setting. For instance, in weather forecasting, many

\*This work was conducted in part while author was intern at Lawrence Berkeley National Laboratory.

---

models (Pathak et al., 2022; Bi et al., 2022; Lam et al., 2022) are able to achieve (or even beat) the accuracy of numerical methods with  $1000\times$  faster times-to-solution.

Scaling neural operators to these domains, however, presents unique challenges. First, even at modestly high resolutions (such as a 25 km grid over the earth for geophysical systems), a single physical state variable, represented as an image channel, consists of more than a million grid points (pixels). This is about  $20\times$  larger than standard CV image datasets such as ImageNet (Deng et al., 2009). For some systems, there may be hundreds of such state variables represented at each grid point (e.g., Hersbach et al., 2020). The high dimensionality places strict limitations on architectures that scale poorly with resolution and/or channel dimensions.

To account for scaling difficulties while making spatiotemporal predictions, most models predict temporal sequences of physical states in an *autoregressive* manner. Prior efforts across a wide set of spatiotemporal forecasting problems have observed an inherent trade-off in autoregressive forecasting: smaller time-steps typically result in an easier one-step task, but total error grows with an increasing number of steps even over a fixed time window (Bi et al., 2022; Tran et al., 2023; Li et al., 2021a; Stachenfeld et al., 2022; Krishnapriyan et al., 2022). Methods to reduce this autoregressive error growth to enable either longer forecasts or smaller step sizes have included using multiple models trained at different timescales to reduce the total number of steps (Bi et al., 2022), learned step sizes (Tran et al., 2023), dissipative priors (Li et al., 2021a), spectral discretization in time (Li et al., 2021b), noise injection (Stachenfeld et al., 2022), and multi-step rollouts during training (Lam et al., 2022; Pathak et al., 2022). These approaches have shown promise but many drastically increase training cost (multi-step, multi-model, spectral-in-time), add additional hyperparameters that must be tuned (noise injection), or are only applicable in certain cases (dissipative priors).

In this paper, we critically analyze the sources of this autoregressive error growth. We highlight geophysical applications as earth systems are both large in scale and often demand long-range forecasts of physical state variables—for example, forecasts of the atmospheric state (wind, temperature, precipitation, etc.) are commonly run for several years to understand the atmosphere’s global behavior, particularly with a changing climate. Autoregressive error corruption renders such forecasts inadequate for any scientific analyses and it is critical to develop methods to mitigate this. We focus on models derived from prototypical neural operators such as variants of the Fourier Neural Operator (FNO) (Li et al., 2021b) which have demonstrated promising results on various scientific applications that include earth systems (Pathak et al., 2022). These models utilize spectral transformations to implement global operations in a compute-efficient manner—for example, the FNO implements global convolutions through fast Fourier transforms (FFTs). We suggest novel changes to their model architectures by borrowing ideas from classical numerical methods such as pseudospectral schemes for solving nonlinear time-dependent PDEs as well as application-specific modifications that address instabilities that arise due to the structure of the problem.

Specifically, our contributions are as follows:

1. **Connecting sources of instability and numerical analysis.** We draw parallels between instabilities that arise in autoregressive spatiotemporal forecasting of physical state fields and standard numerical analysis through the lens of pseudospectral numerical schemes and demonstrate that autoregressive spatiotemporal models show signs of aliasing and numerical instability, contributing to nonlinear error growth and divergence (much like in pseudospectral numerical methods).
2. **Controlling error growth through model and application-specific innovations.** We introduce several modifications to our architectures to control the above error growth without inflating our computational/memory expense. These include (1) frequency-domain spectral normalization to control the sensitivity of spectral convolutions, (2) depthwise-separable spectral convolutions for efficient parameter usage, (3) adapting the classical Double Fourier Sphere (DFS) method to represent functions defined on a spherical geometry as a torus for geophysical applications, and (4) data-driven spectral convolution.
3. **Boosting long-range autoregressive performance.** We demonstrate the efficacy of our proposals by applying them in off-the-shelf fashion to standard neural operators such as the FNO and its variants. Our experiments across multiple physical systems including Navier-Stokes benchmark fluid simulations, shallow water equations on rotating sphere, and weather forecasting demonstrate

improved stability and long-term accuracy. The last system is an especially challenging problem that models the high resolution spatiotemporal patterns of atmospheric variables on a planetary scale with broad scientific and societal implications. Our improved models enable up to 800% longer instability-free forecasts, paving the way for long-range predictions using neural operators.

*Outline.* We first provide some background on the connection between pseudospectral methods and our observed sources of instability in neural operator models in §2. We then explore these sources of error in the context of neural operators in §3, introduce our innovations to overcome these in §4, and finally demonstrate the impact of our innovations across different physical systems in §5.

## 2 Background

### 2.1 Fourier Pseudospectral Method

The standard approach for introducing neural operators explores the connection between neural operator methods and integral methods for the solution of linear PDEs (Li et al., 2021b). However, these methods also have a strong mechanistic similarity to pseudospectral methods used for solving time-dependent nonlinear PDEs (Orszag, 1970; Eliassen et al., 1970)—we use this alternative perspective to motivate their construction as the connection exposes sources of numerical instability in these models.

Spectral methods approximate a function  $u$  by a linear combination of a finite set of basis functions  $u_K = \sum_{k=0}^K U_k \phi_k$ . Bases are chosen to allow for efficient numerical algorithms while offering rapidly decreasing truncation error  $T_K[u]^2 = \sum_{k=K}^{\infty} U_k^2$  as  $K$  increases. A function that can be represented with no truncation error for finite  $K$  is called *bandlimited*. In this work, unless explicitly stated otherwise, we will be referring to the Fourier basis  $\phi_k(x) = e^{i2\pi kx}$ . We note that this choice of basis implicitly assumes periodic boundary conditions which will be discussed later in the context of earth systems. Pseudospectral methods differ from pure spectral methods in that they augment the spectral representation with a representation in the spatial domain sampled at  $N$  collocation points  $\{x_1, \dots, x_N\}$  (Fornberg, 1996). This property, along with the existence of fast spectral transforms, enables efficient computation of nonlinear terms.

Relying on discrete transforms introduces complications that must be accounted for in pseudospectral methods. Instead of computing true basis coefficients  $U_k = \int_{\Omega} u(x) \phi_k(x) dx$ , we instead compute the finite approximation  $\hat{u}_k = \sum_{n=0}^N \phi_k(x_n) u_n$ . Different basis functions may be indistinguishable when sampled at a finite number of points and so the estimated coefficients become the sum of the true coefficients of these indistinguishable basis functions. For the Discrete Fourier Transform (DFT), modes above the Nyquist frequency of  $N/2$  are aliases of lower frequency modes (Smith, 2007). This phenomenon is called *aliasing* and the unresolvable modes are called *aliases*. The aliasing error for the DFT can be defined as  $A_K[u]^2 = \sum_{k=-K}^K (\sum_{j \neq 0} U_{k+jN})^2$ .

Let us concretely observe where this becomes a problem by considering the nonlinear advection equation for a time-varying scalar field  $u \in \mathcal{L}^2(\mathbb{T})$  defined on the periodic domain  $x \in [0, 1]$ :

$$\frac{\partial u}{\partial t} = -u \frac{\partial u}{\partial x} \quad (1)$$

Assuming that  $u$  has bandlimit  $K = \frac{N}{2}$ , we can exactly represent  $u$  by the basis coefficients  $\hat{u}_k$ . In frequency space, applying linear differential operators can be done via elementwise multiplication and applying 1 amounts to reducing the equation to a system of ODEs defined by the convolution:

$$\frac{\partial \hat{u}_k}{\partial t} = \left( \hat{u} * \frac{\partial u}{\partial x} \right)[k], \quad \forall k \in \{-2K, \dots, 2K\}. \quad (2)$$

Computing these derivatives is where the pseudospectral method shines. The direct convolution has a cost of  $O(n^2)$ , but by the dual of the Convolution Theorem (Smith, 2007), we could also compute this by transforming back into the spatial domain ( $O(n \log n)$ ) and subsequently performing elementwise multiplication ( $O(n)$ ). Once the time derivatives are computed, one can use any off-the-shelf ODE integrator to march the equation forward via the method of lines (Boyd, 2013).

While the transform approach is significantly more efficient, it also introduces aliasing. The bandlimit of the newly computed time derivative is up to twice that of the original function (for the full derivation, see Appendix A.1). Without increasing the spatial sampling rate, these newly generated modes will alias back onto modes below the Nyquist limit introducing nonlinear error growth. This is true not only for polynomials as seen here, but also many commonly used nonlinear functions in deep learning. This can be seen informally through the Weierstrass Approximation Theorem since our continuous nonlinearities can be arbitrarily closely approximated by infinite series of polynomials over a finite interval. (Hunter & Nachtergaele, 2001) This aliasing is a major contributor to instability for pseudospectral methods and, as we will see in later sections, in the use of time-dependent autoregressive neural operators as well.

## 2.2 Connection to Fourier Neural Operators

The Fourier Neural Operator (FNO) is mechanistically very similar to pseudospectral methods. FNO models use fast transforms to alternate between the spectral domain where we can quickly compute large-kernel convolutions and the spatial domain where we can compute nonlinearities with similar efficiency. Consider one FNO block, and let  $v_\ell \in \mathbb{R}^{h \times w \times d_\ell}$  denote the hidden state at layer  $\ell \in \{0, \dots, L\}$  at each collocation point such that  $v_0 = u$ ,  $W_\ell \in \mathbb{R}^{d_{\ell+1} \times d_\ell}$ , and  $R^\ell \in \mathbb{C}^{K_1 \times K_2 \times d_{\ell+1} \times d_\ell}$ :

$$[v_{\ell+1}]_{i,j} = \sigma \left( W_\ell [v_\ell]_{i,j} + \left[ \mathcal{F}^{-1} \mathcal{K} [\mathcal{F} v_\ell] \right]_{i,j} \right) \quad (3)$$

$$\mathcal{K} [\mathcal{F} v_\ell]_{k_1, k_2} = R_{k_1, k_2}^\ell (\mathcal{F} v_\ell)_{k_1, k_2} \quad (4)$$

where  $i, j$  index spatial coordinates and  $k_1, k_2$  index wave numbers and  $\mathcal{F}$  denotes the Discrete Fourier Transform. One could map this as an Euler’s method timestep of the above PDE by moving the residual outside of the nonlinearity, fixing  $W^\ell$  to be the identity,  $R^\ell$  to be the spectral differentiation matrix, and  $\sigma$  to be elementwise multiplication with a rescaled  $v^\ell$ . As in the pseudospectral method, the fundamental structure of an FNO block introduces aliasing which will become one of the key obstacles to stability.

## 2.3 Related Work

**Aliasing in Deep Learning.** While aliasing in deep neural networks has previously been studied in classification and generative models Zhang (2019); Zou et al. (2020); Vasconcelos et al. (2021); Ribeiro & Schön (2021); Karras et al. (2021), there has been a surprisingly small amount of exploration in the context of spatiotemporal forecasting. Zhang (2019) previously showed that aliasing allows convolutional architectures to learn non-shift equivariant features. Zou et al. (2020), Ribeiro & Schön (2021), and Vasconcelos et al. (2021) demonstrate in multiple settings that while low-pass filtering is valuable to improving model accuracy, CNNs typically do not allocate capacity to do so via normal training procedures. In the generative space, Karras et al. (2021) observed significant improvements to consistency in GAN-generated data by employing anti-aliasing measures. Within the context of neural operators, Fanaskov & Oseledets (2022) showed that aliasing caused by ReLU nonlinearities can lead to significant error. Their fully spectral solution avoids aliasing, but scales poorly due to  $O(K^2 d)$  complexity in frequency mode mixing.

**Fourier Neural Operators.** Fourier neural operators and their variants (Li et al., 2021b) have been a popular and successful class of neural networks used for solving PDEs. They have been shown to be efficient universal approximators for the solution of PDE systems (Kovachki et al., 2021; De Ryck & Mishra, 2022) and have been successfully applied to scientific computing problems in a variety of challenging domains (Pathak et al., 2022; Wen et al., 2022; Li et al., 2022; Guibas et al., 2021; Guan et al., 2021; Yin et al., 2022; Witte et al., 2022; Li et al., 2021a; Tran et al., 2023; Fanaskov & Oseledets, 2022), particularly those related to fluid dynamics and earth systems. Our focus in this paper is on stabilizing and improving the autoregressive use of neural operators for spatiotemporal problems (also referred to as Markov Neural Operators in Li et al., 2021a), which is a necessity for applying these methods to large-scale systems. The Markov Neural Operator of Li et al. (2021a) is shown to reproduce statistical properties of the attractor in dissipative chaotic dynamical systems, allowing long-term autoregressive forecasting via use of Sobolev losses and dissipative data augmentation. Here, we also aim to achieve stable trajectories with autoregressive FNOs, but target systems with external, non-constant forcings and focus on architecture-specific sources of aliasing and error.



While we showcase the FNO architecture and its variants due to their connection with pseudospectral PDE methods, many of our contributions can be applied to any neural network used for autoregressive temporal forecasting.

**Spherical Architectures.** One motivation for addressing stability in a scaleable manner is to apply these tools to earth systems. In these settings, we must also account for spherical geometry. We address this in a lightweight manner in FNO via use of the DFS method, but other neural architectures designed for spherical geometry (Cohen et al., 2018; Esteves et al., 2017; Defferrard et al., 2020) are relevant to our discussions, and we directly compare our model against some of these in Section 5.1. We note that in order to make the cost of handling spherical geometry minimal, our DFS approach does not seek to obtain exact  $SO(3)$  equivariance as found in the  $SO(3)$  or spherical convolutions of Cohen et al. (2018) or Esteves et al. (2017).

### 3 Where Autoregressive Neural Operators Fail

#### 3.1 Aliasing and Unbounded Out-of-Distribution Error Growth

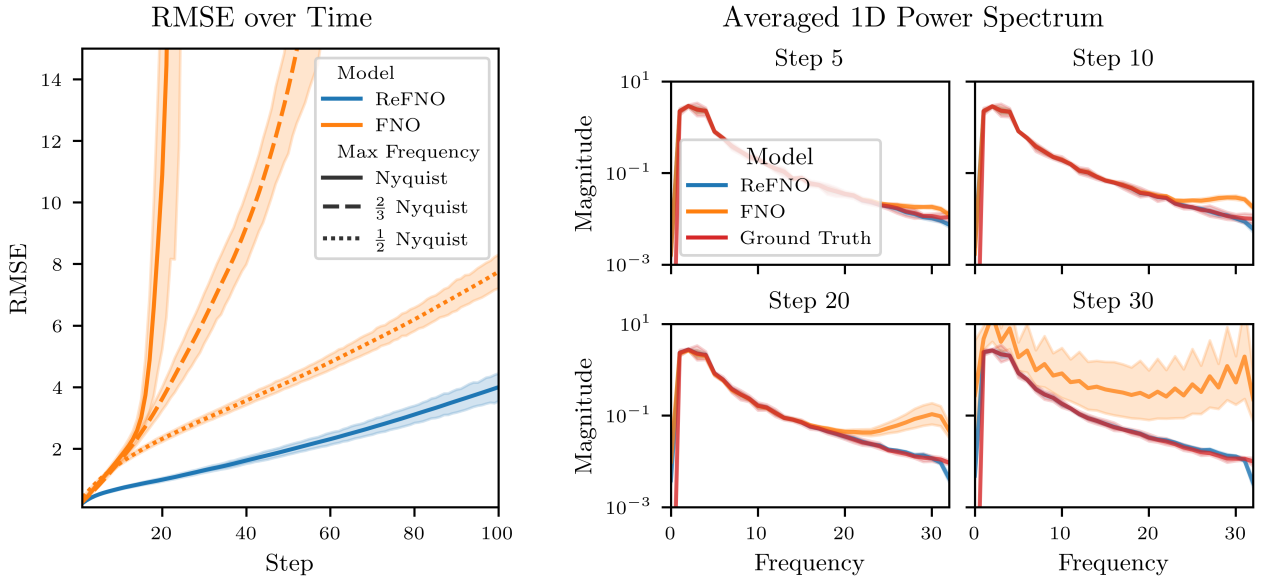


Figure 1: Navier-Stokes Error and Spectra: (Left) Conventional spectral neural operators such as the FNO can gain short-term accuracy by using more modes at the cost of long run stability while our restructured (“Re” prefixed) approach is able to obtain the best of both worlds. (Right) The instability in the full spectrum models starts in the high frequencies and grows. This is consistent with aliasing behavior.

We begin by demonstrating experimentally where this autoregressive growth occurs in the spectrum. For this, we use a simplified version of the Navier-Stokes problem with Kolmogorov forcing from Kochkov et al. (2021); Li et al. (2021b)—this system is regularly used for testing neural operator models. Usually, the objective is to predict a single timestep significantly larger than the timestep of the integrator used to generate the data. The large timestep is the key to the speed-up offered by neural operator methods over conventional numerical methods. However, our goal in using this system is to demonstrate the growth of autoregressive error on a nontrivial task in which prior work has established the feasibility of approximating dynamics over the given interval, so we instead predict the result of a  $300\times$  smaller step. Architectural and training details for figures related to this system can be found in Appendix B.1.

Figure 1 shows that the vanilla FNO must sacrifice resolution for stability. While the gap is marginal, for the initial steps, the FNO with no spectral truncation outperforms its truncated relatives. However, the FNO without spectral-in-time discretization diverges even on this relatively simple task within a small number of steps. The right-hand side which depicts the spectra of un-truncated models begins to give us some insight into what is happening here. For these full spectrum models, we observe uncontrolled error growth in the

high frequencies. This behavior is consistent with the accumulation of aliasing error. Recall from Section 2.1, that for  $N$  samples with truncation limit  $K$ , the aliasing error is defined as:

$$A_K[u]^2 = \sum_{k=-K}^K \left( \sum_{j \neq 0} \hat{u}_{k+jN} \right)^2 \quad (5)$$

The conjugate symmetry of the spectrum of real-valued functions implies that the magnitude of newly generated frequencies immediately above the bandlimit fold back onto frequencies immediately below the truncation limit causing the observed pileup near the Nyquist frequency <sup>\*</sup>.

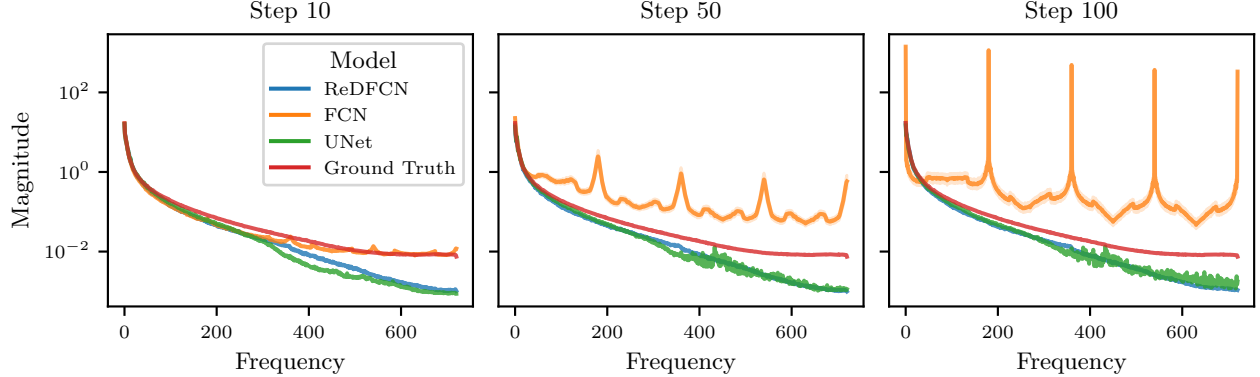


Figure 2: Averaged 1D Spectrum for FourCastNet (FCN): FCN begins demonstrating spikes in the spectrum corresponding to aliases of the zero frequency while our restructured version (ReDFCN) has consistent behavior over time. Convolutional baselines start off strong but eventually develop noisy spectra from poor geometric handling.

These issues are not limited to simple or small-scale tasks. Figure 2 shows autoregressive rollouts from FourCastNet (FCN, Pathak et al., 2022), a model based on the Adaptive Fourier Neural Operator (Guibas et al., 2021) used for high-resolution autoregressive global weather forecasting, and also accumulates spectral pathologies. Here we can observe a similar buildup, though in slightly different fashion as the spikes now occur near the aliases of the zero frequency. The differences in the spectral pathologies between isotropic and multi-resolution architectures are explored briefly in A.2 though in a limited sense and we believe it is an interesting topic for future work. As errors from aliasing or other sources of inaccuracy accumulate during autoregressive time-stepping, the inputs passed to a model will gradually drift away from the training distribution into spaces where the numerical behavior of the trained model is difficult to characterize. Thus in addition to mitigating aliasing, we also seek to make the model less sensitive to small movements away from the training distribution.

### 3.2 Geometry and the Double Fourier Sphere Method

We highlight geophysical applications as they have seen some of the largest scale uses of neural operators. Our goals include being capable of scaling our contributions to the magnitude of earth systems. The FNO does not inherently scale to these problem sizes, but the AFNO, a more parameter-efficient variant, was successfully used in FourCastNet (FCN), one of the first neural network models to demonstrate strong performance on high-resolution global weather forecasting. However, the 2D FFT used in this model for spectral convolution proves to be a problem in the spherical setting. It implicitly considers the globe as periodic both in the zonal (east-west) direction and in the meridional (north-south) directions. This representation leads to an artificial discontinuity and allows for “local” operators to exchange information across the poles. Moreover, representing discontinuous functions in the Fourier basis can lead to spurious maxima through the Gibbs phenomenon Boyd (2013). Some downstream effects of this pathology are depicted in Figure 4, showing model Jacobians “looking” pole-to-pole (panel b) which can lead to development of unphysical artifacts at the poles (panel c). These can grow and propagate to the rest of the domain, destabilizing model forecasts.

<sup>\*</sup>This is often called “spectral blocking” (Boyd, 2013) as the truncation limit effectively blocks the movement of energy into higher wave numbers causing pileup near the Nyquist frequency.

---

## 4 Improving Spectral Neural Operators for Earth Systems

In this section, we list our architectural improvements which directly address the aforementioned issues relating to aliasing, sensitivity, and geometry, as well as other orthogonal innovations that improve efficiency and scalability of the underlying architecture.

### 4.1 Efficiently Reducing Model Sensitivity

Following the pseudospectral perspective, we treat the FNO block as simply a particular form of spectral-domain convolution rather than an integral equation solver. Spectral domain convolution was previously proposed for general neural networks in Rippel et al. (2015), though the proposed architecture there uses small kernel convolutions while the FNO is a large kernel convolution with periodic boundary conditions. This viewpoint makes it natural for us to borrow tools developed for general convolutional networks and adapt them to the spectral convolution setting which is what we do here.

**Depthwise Separable Spectral Convolution.** Popularized by the Xception architecture (Chollet, 2017) and MobileNet (Howard et al., 2017), depthwise-separable convolutions initially apply individual filters to each channel without incorporating channel mixing then subsequently perform channel-mixing through the use of  $1 \times 1$  convolutions. This trades expressive power at a given width for a reduced parameter count to gain efficiency. In most cases, this efficiency is then used to expand the width of a layer.

In the spectral domain, depthwise separable convolution is implemented as elementwise multiplication without channel mixing followed (or preceded) by a standard  $1 \times 1$  convolution. This alters the parameter growth in spectral convolution from  $H \times W \times D_{in} \times D_{out}$  to  $(H \times W \times D_{in}) + (D_{in} \times D_{out})$  which in modern architectures can reduce parameter counts by hundreds or close to a thousand times. This can be reduced even further for larger problems through the use of meta-networks similar to those used for continuous position embeddings (Liu et al., 2022a) to generate convolutional filter weights.

**Spectral Normalization.** In Figure 1, we see that once the data becomes sufficiently corrupted, error growth becomes exponential. This behavior may be partly explained by examining the distribution of singular values in weight matrices. Empirically, we find that singular values can be very large, up to 50 for some layers. This sensitivity concern is a well-known issue (Liu et al., 2020; van Amersfoort et al., 2020; Rosca et al., 2021) in other tasks, particularly uncertainty quantification. One mitigation approach is spectral normalization (Miyato et al., 2018), which ensures that behavior both in and out-of-distribution during training is bounded by rescaling weights by the spectral norm (or equivalently the maximum singular value) of the weight matrix.

Our contribution on this front is developing a frequency-domain convolution analog to spectral normalization. Using depthwise-separable spectral convolutions, as the spectral filter weights are the eigenvalues of the spatial convolution matrix, this constraint can be adapted exactly and differentially without requiring a projection step by storing or generating our complex-valued filter coefficients in polar form  $z(a, \theta) = ae^{2\pi i\theta}$ . From here, the constraint amounts to ensuring that  $|a| \leq 1$  which can be achieved by constructing the spectral filter coefficients as  $z(a, \theta) = \sigma(a)e^{i\theta}$  where  $\sigma$  is the sigmoid nonlinearity.

### 4.2 Aliasing and Residual Paths

One way to avoid aliasing growth is to give the network the ability to filter aliasing-corrupted frequencies before they are added back via residual connection. In an ideal case, we would also like to be able to filter before the nonlinearity as well, but as spectral convolutions are one of the more expensive operations in these models, we must limit their use and experimentally we found post-filtering to work slightly better than pre-filtering. Note that this assumes no fixed spectral truncation as is conventional in FNO architectures as spectral truncation after the nonlinearity would prevent the block from interacting with high frequencies at all. In doing so, we give the model the capability to explicitly filter and compensate for aliasing introduced within the block.

Additionally, using some of the capacity saved from depthwise separable convolutions, we found it advantageous to use data-driven rather than static convolutional filters. As the filters in frequency space have

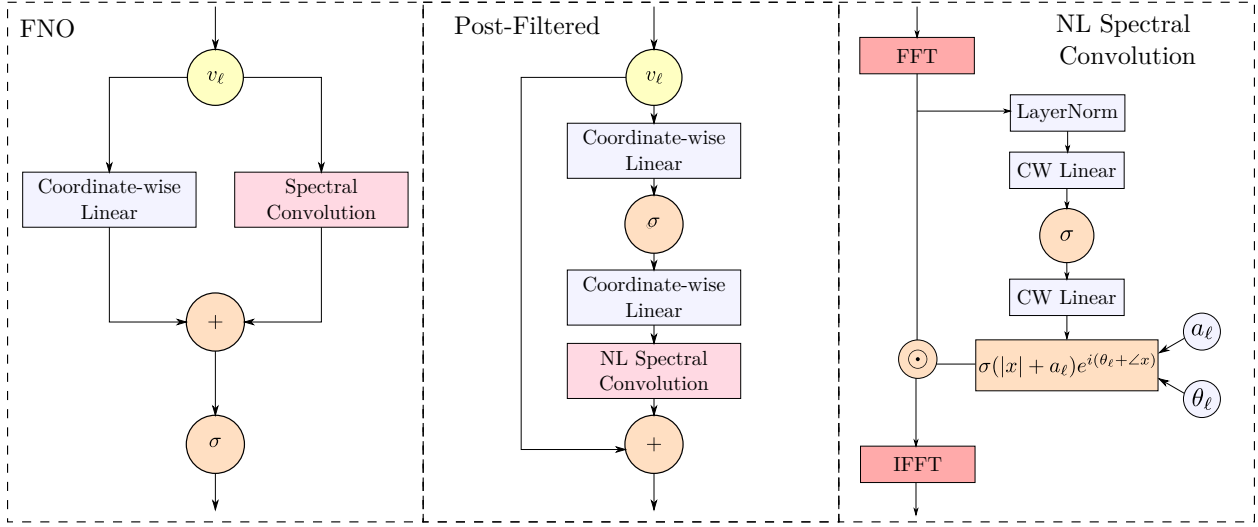


Figure 3: By moving the spectral convolution after the aliasing-inducing nonlinearity and allowing the spectral convolution to be data-dependent, the architecture is better able to control the high frequencies introduced by the spatial nonlinearity.

the same dimensionality as the data, no downscaling tricks like those used for dynamic spatial convolution (Chen et al., 2020) are needed. Instead, we add a shallow elementwise MLP to generate weights from the inputs into the spectral convolution layer. The new block is shown in Figure 3.

### 4.3 Improved Domain Representation

One simple approach which can correct the artificial discontinuity induced by the 2D FFT while requiring almost no architectural modifications is the Double Fourier Sphere (DFS) method (Merilees, 1973; Orszag, 1974). Given an equirectangular grid defined by uniform spacing in spherical coordinates  $\lambda \in [0, 2\pi]$ ,  $\theta \in [0, \pi]$  (longitude, colatitude), DFS converts the original zonally periodic domain into a new domain defined on a torus. This is done by concatenating the original data with its half-phase glide reflection (Martin, 1996), a transformation consisting of a reflection followed by a translation of that reflection such that a column in the north-south direction of the concatenated representation follows a line of longitude around the sphere. The mathematical formulation can be found in Appendix A.4. A sample visualization of this process for an atmospheric wind snapshot is given in Figure 4(a).

While DFS does introduce spatial distortion in a way that a spherical harmonic basis would not, the DFS mapping has been proven to be continuous for certain function classes (Mildenberger & Quellmalz, 2022), has shown use in fast low-rank approximation (Townsend et al., 2015), and empirical experiments have obtained similar accuracy to full spherical harmonic models (Spotz et al., 1998; Cheong, 2000; Park et al., 2013; Fornberg, 2006). In Figure 4, we can see that this relatively simple operation is sufficient to eliminate the nonphysical cross-polar behavior in FourCastNet as the saliency map (Simonyan et al., 2014) no longer shows cross-polar communication and subsequently the polar growth is eliminated.

**Shaping with Geometry-Aware Filters.** Spherical harmonics with the conventional triangular truncation are isotropic in the sense that their resolution does not vary over the sphere. While the DFS method we use does introduce spatial distortion, we are able to limit the amount of distortion by filtering the frequency domain according to Spotz et al. (1998), who found that applying low-pass filters on a latitude-by-latitude basis can mimic the isotropy of spherical harmonics and greatly improve the stability of DFS-based numerical simulations. To apply latitude-dependent filters for a given colatitude  $\theta$ , we note that the wavelength of zonal wavenumber  $k$  at  $\theta$  is the same as wavelength of zonal wavenumber  $\frac{k}{\sin \theta}$  at the equator. Thus, to get uniform zonal resolution, if one has bandlimit  $K$  at the equator, one must apply a low-pass filter to remove frequencies  $k > \frac{K}{\sin \theta}$  along each latitude band.

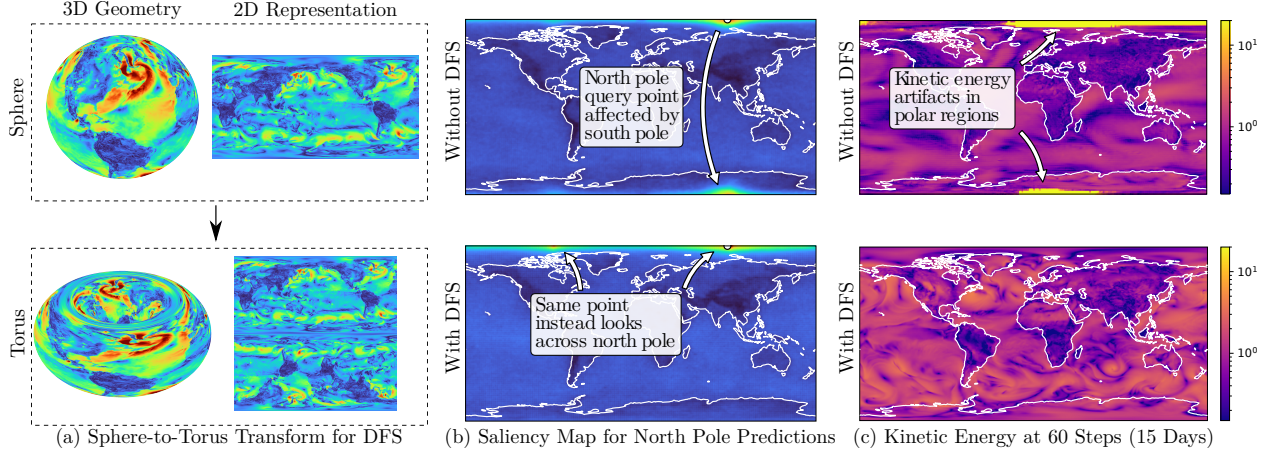


Figure 4: (a) The sphere-to-torus transformation of Merilees (1973) for the Double Fourier Sphere method. (b) Multi-sample averaged absolute value of derivative of predicted  $v_{10}$  value at a north pole pixel with respect to all spatial locations from FourCastNet trained with and without the DFS transformation. The original formulation leads to the prediction at the North pole showing high sensitivity to input values at south pole. (c) Predicted surface kinetic energy after 60 autoregressive steps for FCN models trained with and without DFS. Without DFS, the polar discontinuity can contribute to rapid divergence near the poles.

**Hybrid Convolutions.** Conventional CNNs struggle in spherical settings in large part due to the spatial distortion introduced by the curvature. On an equirectangular grid defined in spherical coordinates  $\lambda, \theta$ , the majority of that distortion comes from the variance in the spacing of  $\lambda$  coordinates across colatitudes  $\theta$ . This limits the use of conventional CNNs to cubed-sphere grids like those used in Weyn et al. (2020). On the other hand,  $\theta$  coordinates are uniformly spaced which we can exploit with a factorized hybrid convolution.

Factored spectral convolution was previously employed in Tran et al. (2023). Here, we take the abstraction a step further with a hybrid convolution using a spectral convolution in the zonal direction followed by spatial convolution in the meridional direction. As each latitude has a different radius, we allow each spectral zonal convolution to learn unique filter coefficients, though we restrict the number of non-zero coefficients per latitude according to the bandlimiting discussed above. We note that using different filters, particularly given that we are not enforcing smoothness constraints across latitudes, does introduce aliasing in the meridional spectrum. However, we do not find this to be an issue in practice.

The largest benefit of the factorized hybrid convolution is efficiency. As the meridional convolution is spatial, we can avoid the full sphere-to-torus DFS transformation by simply using transform-inspired padding along the meridional direction. This circumvents the primary drawback of the full DFS method, which doubles the size of the input data to perform the reflection.

## 5 Experiments

### 5.1 Rotating Nonlinear Shallow Water Equations on the Sphere

The rotated shallow water equations (SWE) on a sphere are a classic test problem for dynamical cores to be used in large-scale weather and climate models as they capture a number of similar phenomena but are better understood and operate at a more practical scale (Williamson et al., 1992). Here we use the forced hyperviscous equations:

$$\frac{\partial u}{\partial t} = -u \cdot \nabla u - g \nabla h - \nu \nabla^4 u - 2\Omega \times u \quad (6)$$

$$\frac{\partial h}{\partial t} = -H \nabla \cdot u - \nabla \cdot (hu) - \nu \nabla^4 h + F \quad (7)$$

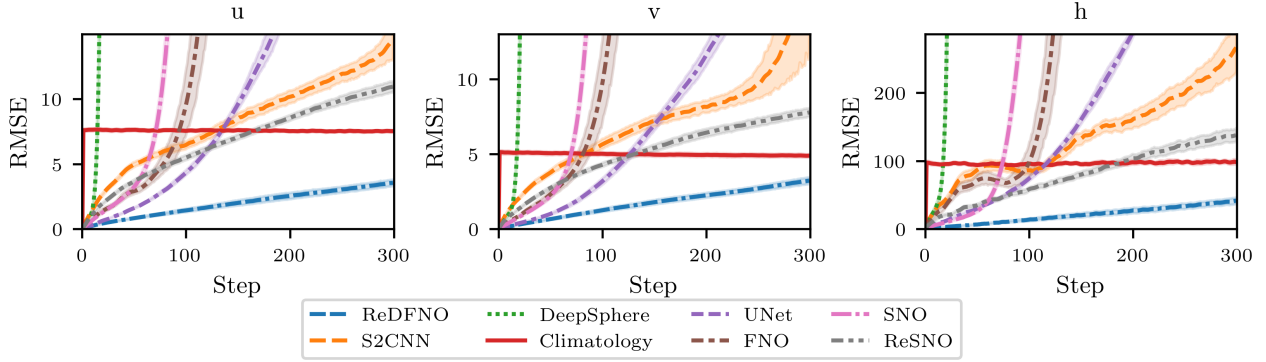


Figure 5: RMSE over time for SWE problem. The ReDFNO demonstrates significantly more stable behavior than both classical spherical architectures and other baselines. While the structural improvements were designed for DFS-based models, they also demonstrate significant stability improvements when applied to spherical harmonic models (ReSNO).

where  $\nu$  is the hyperdiffusion coefficient,  $\Omega$  is the Coriolis parameter,  $u$  is the velocity field,  $H$  is the mean height, and  $h$  denotes deviation from the mean height.  $F$  is a daily/seasonally varying forcing with periods of 24 and 1008 simulation “hour” respectively. The simulations were performed using the spin-weighted spherical harmonic spectral method in Dedalus (Burns et al., 2020) with 500 simulation hours of burn-in where the next three simulation years (3024 hours), were collected for the data set. We use 25 initial conditions for training data and 3 and 2 initial conditions for validation and test data, respectively. Full simulation settings can be found in Appendix B.2.

We use the shallow water equations to examine the impact of our proposed changes to the FNO model and compare our method to more popular spherical deep learning models such as the Spherical CNN (Esteves et al., 2017) and DeepSphere (Defferrard et al., 2020) to illustrate that geometry alone is insufficient to address the observed stability issues. Additionally, we run a comparison against what we call a Spherical Neural Operator both with our modifications (“Restructured SNO”, ReSNO) and without them (SNO). The SNO is an FNO implemented using SHT instead of a 2D FFT. As our core model uses the Double Fourier Sphere representation, we refer to it as the Restructured Double Fourier Neural Operator (ReDFNO). We further include a UNet-structured (Ronneberger et al., 2015) CNN constructed from ConvNext blocks (Liu et al., 2022b) to provide a system-agnostic baseline. All models are implemented in PyTorch (Paszke et al., 2019) and we use TS2Kit (Mitchel et al., 2022) for spherical harmonic transforms. All models were trained for four hours or 40 epochs on 4x NVIDIA A100 GPUs.

**Results.** We present our results in Figure 5. The ReDFNO strongly outperforms all non-stabilized models. The gap between the ReDFNO and ReSNO is striking and can be seen as unexpected given the spherical harmonics do not introduce the same level of distortion as the DFS representation. However, for all spherical harmonic models, TS2KIT uses the Driscoll-Healy (Driscoll & Healy, 1994) SHT. For bandlimit  $K$ , Driscoll-Healy assumes an input grid of size  $2K \times 2K$  while we have a  $2K \times 4K$  grid. As a result, the transform truncates half the zonal bandwidth.

Figure 6 is perhaps more informative in the context of the analysis performed in this paper as we can see how the models begin to diverge for architectures with appropriate spherical handling. Both DeepSphere and the S2CNN exhibit similar patterns to Figure 2. Both use UNet-style construction without low-pass filtering on downsampling passes, though the Driscoll-Healy transform used in TS2KIT adds implicit filtering to the S2CNN which could contribute to its more stable behavior. DeepSphere blows up quickly while for the S2CNN, we see spikes develop at the aliases of the zero frequency then grow slowly. This manifests as block artifacts in the full resolution prediction. On the other hand, given our approach is designed around spectral principles, we see minimal spectral artifacts for our stabilized model and in fact, the model can run almost indefinitely without spectral distortion. Over sufficiently long roll-outs, we hit the limit of predictability and the error converges to that of the persistence forecast, as occurs in conventional atmospheric forecasting. We



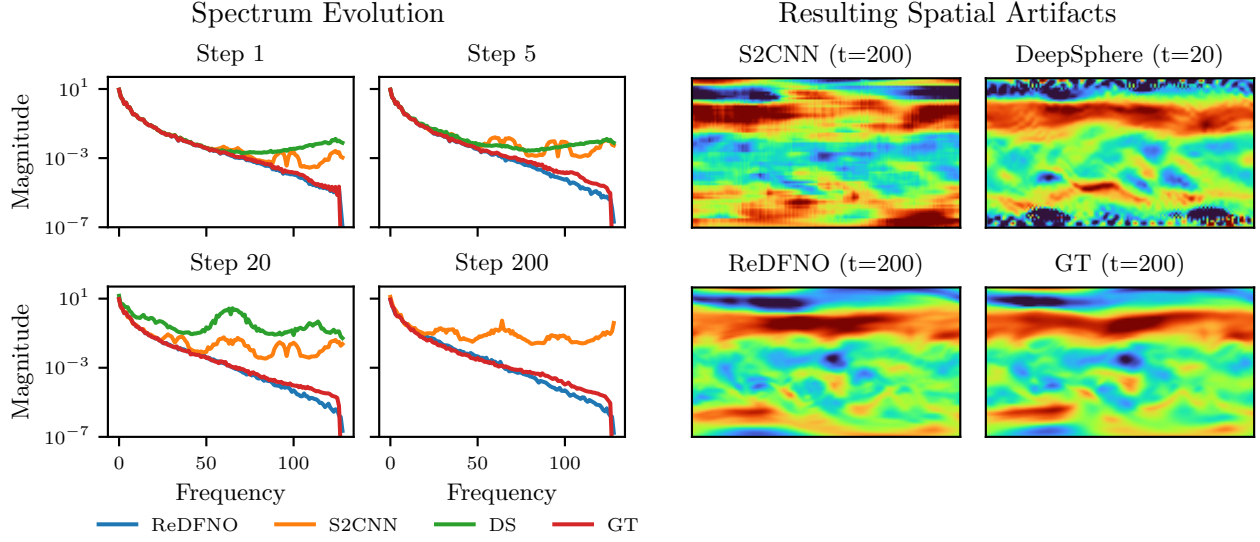


Figure 6: Visualizing failure modes: (left) Both the S2CNN and DeepSphere models have UNet-like structure and so develop spikes in the spectrum corresponding to different resolutions. ReDFNO maintains a consistent spectrum over many timesteps. (right) These spectral artifacts manifest spatially with S2CNN becoming very blocky and DeepSphere developing high amplitude, high frequency patterns near the poles.

include an ablation of our different model architecture innovations and their effect on long-term stability in Appendix Table 2. Numerical rather than graphical results can be found in Appendix Table 1.

## 5.2 ERA5

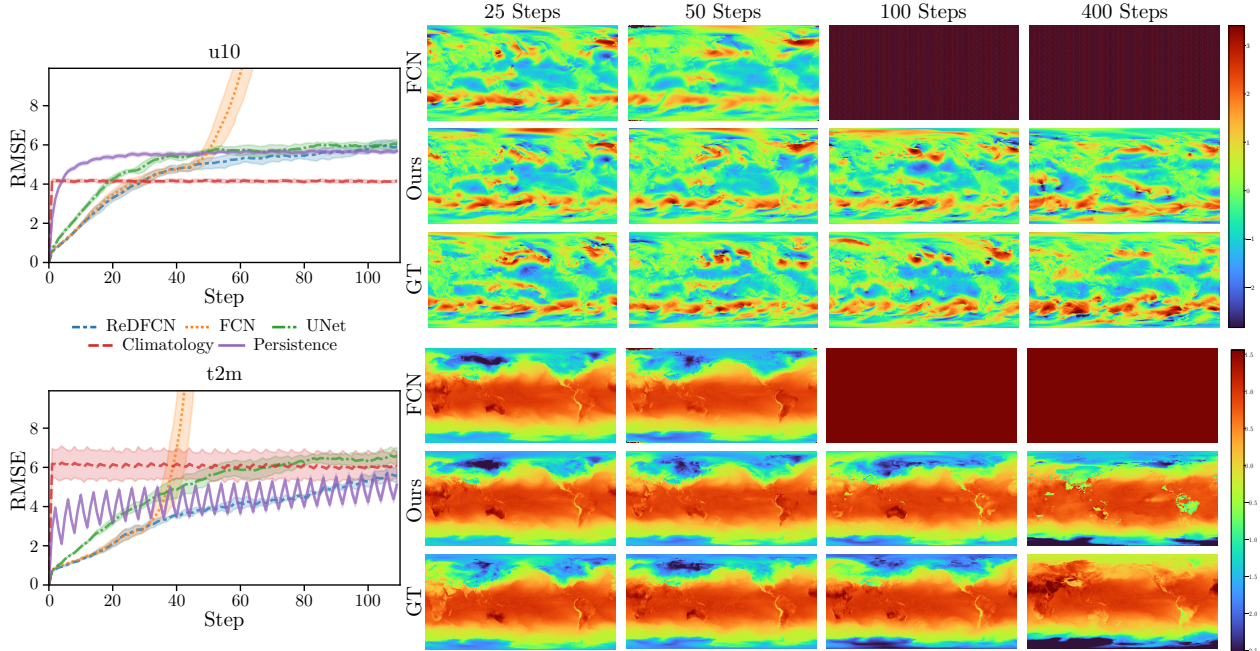


Figure 7: Comparing FCN with our restructured version and ground truth (GT): (left) RMSE by step for  $u10m$  and  $t2m$ . (right) Visualizing the forecasts over long time horizons. We can see that while base FCN diverges quickly after its targeted forecast horizon. Our stabilized version produces detailed predictions out to 400 steps (100 days).

In this section, we focus on a real-world application and one of today’s grand challenge problems—global weather forecasting. We use the public dataset ERA5 (Hersbach et al., 2020), provided by ECMWF (European Center for Medium-Range Weather Forecasting), which consists of hourly predictions of several crucial atmospheric variables (such as wind velocities and geopotential heights) at a spatial resolution of  $0.25^\circ$  (that corresponds to a  $720 \times 1440$  lat-lon grid; or a  $25\text{ km}$  spatial resolution) from years 1979 to present day. ERA5 is a *reanalysis* dataset that combines observational data with state-of-the-art numerical simulation methods (through Bayesian data assimilation (Kalnay, 2003)). This dataset is widely accepted to be representative of the best available estimate of the atmospheric state of the Earth at any time point. Following FourCastNet (Pathak et al., 2022), we focus on predicting (forecasting) 20 atmospheric variables at  $25\text{ km}$  spatial resolution and 6-hourly time intervals (see Appendix B.3.3 for a list of variables used). Our training and inference pipeline is identical to FourCastNet (and other similar works) with our revised model training for 16 hours across 16 nodes with 4x NVIDIA A100 GPUs per node. Each training data point is a tensor of size  $20 \times 720 \times 1440$  (20 channels represent spatial profiles of different atmospheric variables) and the model is trained to predict timestep  $t + \delta t$  from initial time point  $t$ , where  $\delta t = 6$  hours. During inference, the model autoregressively predicts further timesteps (similar to SWE).

We apply our model (and input representation) changes to the FourCastNet architecture and demonstrate that our innovations can significantly improve the long-term stability of FourCastNet on several atmospheric variables, which is crucial for sub-seasonal to seasonal time scales (beyond two weeks), and more importantly, for these models to be useful for understanding and analyzing Earth’s climate.

**Results.** Figure 7 shows our results on the  $u10m$  and  $t2m$  variables. Results for the remaining 18 variables can be found in Appendix B.3.3. The results consistently demonstrate that our changes are able to match the predictive accuracy of FourCastNet while enabling significantly longer prediction horizons. Here, we highlight two fields—for  $u10m$ , while model error saturates around persistence, the rollout to 400 steps (100 days) shows remarkable level of detail given that the base model shows signs of divergence at around 50 steps. This is an 800% improvement in prediction horizon; for  $t2m$  field, while our stabilized model does not diverge, we can see one of its lingering weaknesses—we observe unphysical behavior around coasts and mountain ranges (discontinuities) due to Gibb’s phenomenon. This behavior appears around step 100 and by step 400 has impacted a significant area. Nonetheless, the model has not diverged at 400 steps.

## 6 Discussion and Conclusion

We showed that we can extend the forecast horizon for autoregressive neural operators significantly at minimal additional cost. For sufficiently smooth fields, like those in the shallow water system and Kolmogorov-forced Navier-Stokes, our design principals allow us to take spectral neural operators that were previously unstable and extend their forecast horizons indefinitely. For more complex and large-scale systems like ERA5, we are still able to demonstrate an 800% improvement in forecast horizon, demonstrating a notable advance towards one of the goals of deep learning-based weather forecast—the ability to extend weather-scale models to seasonal or even climate-length prediction.

**Limitations.** The ERA5 example demonstrates some of the challenges that still exist in fully extending to climate modeling. The imperfect spectral matching in the multi-resolution architecture implies that work remains to fully understand that particular pathology and rectify it. Further, ERA5 has sharp discontinuities along coasts and mountain ranges and we find that with one-step-ahead training, our current methods still fail to learn sufficiently diffusive dynamics to avoid energy accumulation in these areas indefinitely without significant spectral truncation despite significant improvements on those fronts.

**Societal Impact.** Given the difficulty of evaluating long-run behavior, one of the key risks inherent to the development of data-driven models is that their success on short-term metrics could be used by bad actors to discount first-principles projections despite the fact that these models behave unpredictably away from the training manifold. Our work is concerned with reducing that risk by identifying and addressing the issues that cause current models to fail.

While work remains, these results represent a significant improvement in our understanding of autoregressive neural operators for spatiotemporal forecasting. We provided analyses detailing where these models fail and



---

identified principled, low cost architectural changes that can mitigate these failure points. Our experiments reinforced these analyses and demonstrated the success of our innovations, while simultaneously supporting the argument that the failure modes identified apply to more families of nonlinear forecasting models than specifically studied here.

## Acknowledgements

This research used the Perlmutter supercomputing resources of the National Energy Research Scientific Computing Center (NERSC), a U.S. Department of Energy Office of Science User Facility located at Lawrence Berkeley National Laboratory, operated under Contract No. DE-AC02-05CH11231. Additionally, this material is based upon work supported by the National Science Foundation under Grant No. 1835825. Our conclusions do not necessarily reflect the position or the policy of our sponsors, and no official endorsement should be inferred.

## References

- Kaifeng Bi, Lingxi Xie, Hengheng Zhang, Xin Chen, Xiaotao Gu, and Qi Tian. Pangu-Weather: A 3D High-Resolution Model for Fast and Accurate Global Weather Forecast, 2022. URL <https://arxiv.org/abs/2211.02556>.
- Rishi Bommasani, Drew A Hudson, Ehsan Adeli, Russ Altman, Simran Arora, Sydney von Arx, Michael S Bernstein, Jeannette Bohg, Antoine Bosselut, Emma Brunskill, et al. On the opportunities and risks of foundation models. *arXiv preprint arXiv:2108.07258*, 2021.
- J.P. Boyd. *Chebyshev and Fourier Spectral Methods: Second Revised Edition*. Dover Books on Mathematics. Dover Publications, 2013. ISBN 9780486141923. URL <https://books.google.com/books?id=b4TCaGAAQBAJ>.
- Keaton J. Burns, Geoffrey M. Vasil, Jeffrey S. Oishi, Daniel Lecoanet, and Benjamin P. Brown. Dedalus: A flexible framework for numerical simulations with spectral methods. *Physical Review Research*, 2(2): 023068, April 2020. doi: 10.1103/PhysRevResearch.2.023068/10.48550/arXiv.1905.10388.
- Yinpeng Chen, Xiyang Dai, Mengchen Liu, Dongdong Chen, Lu Yuan, and Zicheng Liu. Dynamic convolution: Attention over convolution kernels, 2020.
- Hyeong-Bin Cheong. Double Fourier Series on a Sphere: Applications to Elliptic and Vorticity Equations. *Journal of Computational Physics*, 157(1):327–349, 2000. ISSN 0021-9991. doi: <https://doi.org/10.1006/jcph.1999.6385>. URL <https://www.sciencedirect.com/science/article/pii/S0021999199963854>.
- François Chollet. Xception: Deep Learning with Depthwise Separable Convolutions. In *2017 IEEE Conference on Computer Vision and Pattern Recognition (CVPR)*, pp. 1800–1807, 2017. doi: 10.1109/CVPR.2017.195.
- Taco S. Cohen, Mario Geiger, Jonas Köhler, and Max Welling. Spherical CNNs. In *International Conference on Learning Representations*, 2018. URL <https://openreview.net/forum?id=Hkhd5xZRb>.
- Tim De Ryck and Siddhartha Mishra. Generic bounds on the approximation error for physics-informed (and) operator learning. *arXiv preprint arXiv:2205.11393*, 2022.
- Aaron Defazio and Konstantin Mishchenko. Learning-rate-free learning by D-adaptation. *arXiv preprint arXiv:2301.07733*, 2023.
- Michaël Defferrard, Martino Milani, Frédéric Gusset, and Nathanaël Perraudin. DeepSphere: a graph-based spherical CNN. In *International Conference on Learning Representations (ICLR)*, 2020. URL <https://openreview.net/forum?id=B1e301StPB>.
- Jia Deng, Wei Dong, Richard Socher, Li-Jia Li, Kai Li, and Li Fei-Fei. ImageNet: A large-scale hierarchical image database. In *2009 IEEE Conference on Computer Vision and Pattern Recognition*, pp. 248–255, 2009. doi: 10.1109/CVPR.2009.5206848.

- 
- Jacob Devlin, Ming-Wei Chang, Kenton Lee, and Kristina Toutanova. Bert: Pre-training of deep bidirectional transformers for language understanding. *arXiv preprint arXiv:1810.04805*, 2018.
- J.R. Driscoll and D.M. Healy. Computing Fourier Transforms and Convolutions on the 2-Sphere. *Advances in Applied Mathematics*, 15(2):202–250, 1994. ISSN 0196-8858. doi: <https://doi.org/10.1006/aama.1994.1008>. URL <https://www.sciencedirect.com/science/article/pii/S0196885884710086>.
- Stefan Elfving, Eiji Uchibe, and Kenji Doya. Sigmoid-weighted linear units for neural network function approximation in reinforcement learning, 2017.
- Erik Eliassen, Bennert Machenhauer, and Erik Rasmussen. On a numerical method for integration of the hydrodynamical equations with a spectral representation of the horizontal fields, 12 1970.
- Carlos Esteves, Christine Allen-Blanchette, Ameesh Makadia, and Kostas Daniilidis. Learning SO(3) Equivariant Representations With Spherical Cnns. *CoRR*, 2017. URL <http://arxiv.org/abs/1711.06721>.
- V. Fanaskov and I. Oseledets. Spectral neural operators, 2022. URL <https://arxiv.org/abs/2205.10573>.
- Bengt Fornberg. *A Practical Guide to Pseudospectral Methods*. Cambridge Monographs on Applied and Computational Mathematics. Cambridge University Press, 1996. doi: 10.1017/CBO9780511626357.
- Bengt Fornberg. A Pseudospectral Approach for Polar and Spherical Geometries. <https://doi.org/10.1137/0916061>, 16:1071–1081, 7 2006. ISSN 1064-8275. doi: 10.1137/0916061. URL <https://epubs.siam.org/doi/10.1137/0916061>.
- Steven Guan, Ko-Tsung Hsu, and Parag V Chitnis. Fourier neural operator networks: A fast and general solver for the photoacoustic wave equation. *arXiv preprint arXiv:2108.09374*, 2021.
- John Guibas, Morteza Mardani, Zongyi Li, Andrew Tao, Anima Anandkumar, and Bryan Catanzaro. Efficient Token Mixing for Transformers via Adaptive Fourier Neural Operators. In *International Conference on Learning Representations*, 2021.
- Hans Hersbach, Bill Bell, Paul Berrisford, Shoji Hirahara, András Horányi, Joaquín Muñoz-Sabater, Julien Nicolas, Carole Peubey, Raluca Radu, Dinand Schepers, Adrian Simmons, Cornel Soci, Saleh Abdalla, Xavier Abellan, Gianpaolo Balsamo, Peter Bechtold, Gionata Biavati, Jean Bidlot, Massimo Bonavita, Giovanna De Chiara, Per Dahlgren, Dick Dee, Michail Diamantakis, Rossana Dragani, Johannes Flemming, Richard Forbes, Manuel Fuentes, Alan Geer, Leo Haimberger, Sean Healy, Robin J. Hogan, Elías Hólm, Marta Janisková, Sarah Keeley, Patrick Laloyaux, Philippe Lopez, Cristina Lupu, Gabor Radnoti, Patricia de Rosnay, Iryna Rozum, Freja Vamborg, Sebastien Villaume, and Jean-Noël Thépaut. The ERA5 global reanalysis. *Quarterly Journal of the Royal Meteorological Society*, 146(730):1999–2049, 2020. ISSN 1477-870X.
- Andrew G. Howard, Menglong Zhu, Bo Chen, Dmitry Kalenichenko, Weijun Wang, Tobias Weyand, Marco Andreetto, and Hartwig Adam. MobileNets: Efficient Convolutional Neural Networks for Mobile Vision Applications, 2017. URL <https://arxiv.org/abs/1704.04861>.
- J.K. Hunter and B. Nachtergaele. *Applied Analysis*. World Scientific, 2001. ISBN 9789810241919. URL <https://books.google.com/books?id=o0YQVeHmNk4C>.
- Eugenia Kalnay. *Atmospheric modeling, data assimilation and predictability*. Cambridge University Press, 2003.
- Tero Karras, Miika Aittala, Samuli Laine, Erik Härkönen, Janne Hellsten, Jaakko Lehtinen, and Timo Aila. Alias-Free Generative Adversarial Networks. In *Proc. NeurIPS*, 2021.
- Diederik P. Kingma and Jimmy Ba. Adam: A method for stochastic optimization, 2017.
- Dmitrii Kochkov, Jamie A. Smith, Ayya Alieva, Qing Wang, Michael P. Brenner, and Stephan Hoyer. Machine learning-accelerated computational fluid dynamics. *Proceedings of the National Academy of Sciences*, 118(21):e2101784118, 2021. doi: 10.1073/pnas.2101784118. URL <https://www.pnas.org/doi/abs/10.1073/pnas.2101784118>.

- 
- Nikola Kovachki, Samuel Lanthaler, and Siddhartha Mishra. On universal approximation and error bounds for Fourier Neural Operators. *Journal of Machine Learning Research*, 22:Art–No, 2021.
- Aditi S. Krishnapriyan, Alejandro F. Queiruga, N. Benjamin Erichson, and Michael W. Mahoney. Learning continuous models for continuous physics, 2022.
- Remi Lam, Alvaro Sanchez-Gonzalez, Matthew Willson, Peter Wirsberger, Meire Fortunato, Alexander Pritzel, Suman Ravuri, Timo Ewalds, Ferran Alet, Zach Eaton-Rosen, Weihua Hu, Alexander Merose, Stephan Hoyer, George Holland, Jacklynn Stott, Oriol Vinyals, Shakir Mohamed, and Peter Battaglia. GraphCast: Learning skillful medium-range global weather forecasting, 2022. URL <https://arxiv.org/abs/2212.12794>.
- Zhijie Li, Wenhui Peng, Zelong Yuan, and Jianchun Wang. Fourier neural operator approach to large eddy simulation of three-dimensional turbulence. *Theoretical and Applied Mechanics Letters*, 12(6):100389, 2022. ISSN 2095-0349. doi: <https://doi.org/10.1016/j.taml.2022.100389>. URL <https://www.sciencedirect.com/science/article/pii/S2095034922000691>.
- Zongyi Li, Nikola Kovachki, Kamyar Azizzadenesheli, Burigede Liu, Kaushik Bhattacharya, Andrew Stuart, and Anima Anandkumar. Markov neural operators for learning chaotic systems. *arXiv preprint arXiv:2106.06898*, 2021a.
- Zongyi Li, Nikola Borislavov Kovachki, Kamyar Azizzadenesheli, Burigede liu, Kaushik Bhattacharya, Andrew Stuart, and Anima Anandkumar. Fourier Neural Operator for Parametric Partial Differential Equations. In *International Conference on Learning Representations*, 2021b. URL <https://openreview.net/forum?id=c8P9NQVtmn0>.
- Jeremiah Liu, Zi Lin, Shreyas Padhy, Dustin Tran, Tania Bedrax Weiss, and Balaji Lakshminarayanan. Simple and principled uncertainty estimation with deterministic deep learning via distance awareness. In H. Larochelle, M. Ranzato, R. Hadsell, M.F. Balcan, and H. Lin (eds.), *Advances in Neural Information Processing Systems*, volume 33, pp. 7498–7512. Curran Associates, Inc., 2020. URL [https://proceedings.neurips.cc/paper\\_files/paper/2020/file/543e83748234f7cbab21aa0ade66565f-Paper.pdf](https://proceedings.neurips.cc/paper_files/paper/2020/file/543e83748234f7cbab21aa0ade66565f-Paper.pdf).
- Ze Liu, Han Hu, Yutong Lin, Zhuliang Yao, Zhenda Xie, Yixuan Wei, Jia Ning, Yue Cao, Zheng Zhang, Li Dong, Furu Wei, and Baining Guo. Swin transformer v2: Scaling up capacity and resolution. In *International Conference on Computer Vision and Pattern Recognition (CVPR)*, 2022a.
- Zhuang Liu, Hanzi Mao, Chao-Yuan Wu, Christoph Feichtenhofer, Trevor Darrell, and Saining Xie. A convnet for the 2020s, 2022b.
- Lu Lu, Pengzhan Jin, Guofei Pang, Zhongqiang Zhang, and George Em Karniadakis. Learning nonlinear operators via DeepONet based on the universal approximation theorem of operators. *Nature machine intelligence*, 3(3):218–229, 2021.
- G.E. Martin. *Transformation Geometry: An Introduction to Symmetry*. Undergraduate Texts in Mathematics. Springer New York, 1996. ISBN 9780387906362. URL <https://books.google.com/books?id=KW4EwONsQJgC>.
- Philip E. Merilees. The pseudospectral approximation applied to the shallow water equations on a sphere. <http://dx.doi.org/10.1080/00046973.1973.9648342>, 11:13–20, 1973. ISSN 14809214. doi: 10.1080/00046973.1973.9648342. URL <https://www.tandfonline.com/doi/abs/10.1080/00046973.1973.9648342>.
- Sophie Mildenerberger and Michael Quellmalz. Approximation Properties of the Double Fourier Sphere Method. *Journal of Fourier Analysis and Applications*, 28:1–30, 4 2022. ISSN 15315851. doi: 10.1007/S00041-022-09928-4/FIGURES/4. URL <https://link.springer.com/article/10.1007/s00041-022-09928-4>.

- 
- Thomas W. Mitchel, Noam Aigerman, Vladimir G. Kim, and Michael Kazhdan. Möbius Convolutions for Spherical CNNs. In *ACM SIGGRAPH 2022 Conference Proceedings*, SIGGRAPH '22, New York, NY, USA, 2022. Association for Computing Machinery. ISBN 9781450393379. doi: 10.1145/3528233.3530724. URL <https://doi.org/10.1145/3528233.3530724>.
- Takeru Miyato, Toshiki Kataoka, Masanori Koyama, and Yuichi Yoshida. Spectral Normalization for Generative Adversarial Networks. In *International Conference on Learning Representations*, 2018. URL <https://openreview.net/forum?id=B1QRgziT->.
- Steven A Orszag. Transform Method for the Calculation of Vector-Coupled Sums: Application to the Spectral Form of the Vorticity Equation. *Journal of Atmospheric Sciences*, 27:890 – 895, 1970. doi: 10.1175/1520-0469(1970)027<0890:TMFTCO>2.0.CO;2. URL [https://journals.ametsoc.org/view/journals/atasc/27/6/1520-0469\\_1970\\_027\\_0890\\_tmftco\\_2\\_0\\_co\\_2.xml](https://journals.ametsoc.org/view/journals/atasc/27/6/1520-0469_1970_027_0890_tmftco_2_0_co_2.xml).
- Steven A Orszag. Fourier Series on Spheres. *Monthly Weather Review*, 102:56 – 75, 1974. doi: 10.1175/1520-0493(1974)102<0056:FSOS>2.0.CO;2. URL [https://journals.ametsoc.org/view/journals/mwre/102/1/1520-0493\\_1974\\_102\\_0056\\_fsos\\_2\\_0\\_co\\_2.xml](https://journals.ametsoc.org/view/journals/mwre/102/1/1520-0493_1974_102_0056_fsos_2_0_co_2.xml).
- Hoon Park, Song-You Hong, Hyeong-Bin Cheong, and Myung-Seo Koo. A Double Fourier Series (DFS) Dynamical Core in a Global Atmospheric Model with Full Physics. *Monthly Weather Review*, 141(9):3052 – 3061, 2013. doi: 10.1175/MWR-D-12-00270.1. URL <https://journals.ametsoc.org/view/journals/mwre/141/9/mwr-d-12-00270.1.xml>.
- Adam Paszke, Sam Gross, Francisco Massa, Adam Lerer, James Bradbury, Gregory Chanan, Trevor Killeen, Zeming Lin, Natalia Gimelshein, Luca Antiga, Alban Desmaison, Andreas Kopf, Edward Yang, Zachary DeVito, Martin Raison, Alykhan Tejani, Sasank Chilamkurthy, Benoit Steiner, Lu Fang, Junjie Bai, and Soumith Chintala. PyTorch: An Imperative Style, High-Performance Deep Learning Library. In H. Wallach, H. Larochelle, A. Beygelzimer, F. d'Alché-Buc, E. Fox, and R. Garnett (eds.), *Advances in Neural Information Processing Systems*, volume 32. Curran Associates, Inc., 2019. URL <https://proceedings.neurips.cc/paper/2019/file/bdbca288fee7f92f2bfa9f7012727740-Paper.pdf>.
- Jaideep Pathak, Shashank Subramanian, Peter Harrington, Sanjeev Raja, Ashesh Chattopadhyay, Morteza Mardani, Thorsten Kurth, David Hall, Zongyi Li, Kamyar Azizzadenesheli, Pedram Hassanzadeh, Karthik Kashinath, and Animashree Anandkumar. Fourcastnet: A global data-driven high-resolution weather model using adaptive fourier neural operators. *arXiv preprint arXiv:2202.11214*, 2022.
- Antônio H. Ribeiro and Thomas B. Schön. How Convolutional Neural Networks Deal with Aliasing. In *ICASSP 2021 - 2021 IEEE International Conference on Acoustics, Speech and Signal Processing (ICASSP)*, pp. 2755–2759, 2021. doi: 10.1109/ICASSP39728.2021.9414627.
- Oren Rippel, Jasper Snoek, and Ryan P. Adams. Spectral Representations for Convolutional Neural Networks, 2015. URL <https://arxiv.org/abs/1506.03767>.
- Olaf Ronneberger, Philipp Fischer, and Thomas Brox. U-Net: Convolutional Networks for Biomedical Image Segmentation. In Nassir Navab, Joachim Hornegger, William M. Wells, and Alejandro F. Frangi (eds.), *Medical Image Computing and Computer-Assisted Intervention – MICCAI 2015*, pp. 234–241, Cham, 2015. Springer International Publishing. ISBN 978-3-319-24574-4.
- Mihaela Rosca, Theophane Weber, Arthur Gretton, and Shakir Mohamed. A case for new neural network smoothness constraints, 2021.
- Mark Sandler, Andrew Howard, Menglong Zhu, Andrey Zhmoginov, and Liang-Chieh Chen. Mobilenetv2: Inverted residuals and linear bottlenecks, 2019.
- Karen Simonyan, Andrea Vedaldi, and Andrew Zisserman. Deep inside convolutional networks: Visualising image classification models and saliency maps, 2014.
- Julius O. Smith. *Mathematics of the Discrete Fourier Transform (DFT)*. W3K Publishing, <http://www.w3k.org/books/>, 2007. ISBN 978-0-9745607-4-8.

- 
- William F. Spitz, Mark A. Taylor, and Paul N. Swarztrauber. Fast shallow-water equation solvers in latitude-longitude coordinates. *Journal of Computational Physics*, 145:432–444, 9 1998. ISSN 00219991. doi: 10.1006/JCPH.1998.6026.
- Kim Stachenfeld, Drummond Buschman Fielding, Dmitrii Kochkov, Miles Cranmer, Tobias Pfaff, Jonathan Godwin, Can Cui, Shirley Ho, Peter Battaglia, and Alvaro Sanchez-Gonzalez. Learned simulators for turbulence. In *International Conference on Learning Representations*, 2022. URL <https://openreview.net/forum?id=msRBojTz-Nh>.
- Alex Townsend, Heather Wilber, and Grady B. Wright. Computing with functions in spherical and polar geometries I. The sphere, 2015. URL <https://arxiv.org/abs/1510.08094>.
- Alasdair Tran, Alexander Mathews, Lexing Xie, and Cheng Soon Ong. Factorized fourier neural operators. In *The Eleventh International Conference on Learning Representations*, 2023. URL <https://openreview.net/forum?id=tmIiMP14IPa>.
- Joost van Amersfoort, Lewis Smith, Yee Whye Teh, and Yarin Gal. Uncertainty Estimation Using a Single Deep Deterministic Neural Network. 2020.
- Cristina Vasconcelos, Hugo Larochelle, Nicolas Le Roux, Rob Romijnders, Ross Goroshin, and Vincent Dumoulin. Impact of Aliasing on Generalization in Deep Convolutional Networks. 2021. URL [https://openaccess.thecvf.com/content/ICCV2021/papers/Vasconcelos\\_Impact\\_of\\_Aliasing\\_on\\_Generalization\\_in\\_Deep\\_Convolutional\\_Networks\\_ICCV\\_2021\\_paper.pdf](https://openaccess.thecvf.com/content/ICCV2021/papers/Vasconcelos_Impact_of_Aliasing_on_Generalization_in_Deep_Convolutional_Networks_ICCV_2021_paper.pdf).
- Gege Wen, Zongyi Li, Kamyar Azizzadenesheli, Anima Anandkumar, and Sally M Benson. U-FNO—An enhanced Fourier neural operator-based deep-learning model for multiphase flow. *Advances in Water Resources*, 163:104180, 2022.
- Jonathan A. Weyn, Dale R. Durran, and Rich Caruana. Improving Data-Driven Global Weather Prediction Using Deep Convolutional Neural Networks on a Cubed Sphere. *Journal of Advances in Modeling Earth Systems*, 12(9):e2020MS002109, 2020. doi: <https://doi.org/10.1029/2020MS002109>. URL <https://agupubs.onlinelibrary.wiley.com/doi/abs/10.1029/2020MS002109>. e2020MS002109 10.1029/2020MS002109.
- David L. Williamson, John B. Drake, James J. Hack, Rüdiger Jakob, and Paul N. Swarztrauber. A standard test set for numerical approximations to the shallow water equations in spherical geometry. *Journal of Computational Physics*, 102(1):211–224, 1992. ISSN 0021-9991. doi: [https://doi.org/10.1016/S0021-9991\(05\)80016-6](https://doi.org/10.1016/S0021-9991(05)80016-6). URL <https://www.sciencedirect.com/science/article/pii/S0021999105800166>.
- Philipp A Witte, Russell Hewett, and Ranveer Chandra. Industry-scale CO2 Flow Simulations with Model-Parallel Fourier Neural Operators. In *NeurIPS 2022 Workshop on Tackling Climate Change with Machine Learning*, 2022. URL <https://www.climatechange.ai/papers/neurips2022/78>.
- Xingyu Xie, Pan Zhou, Huan Li, Zhouchen Lin, and Shuicheng Yan. Adan: Adaptive nesterov momentum algorithm for faster optimizing deep models, 2023.
- Ziyi Yin, Ali Siahkoobi, Mathias Louboutin, and Felix J Herrmann. Learned coupled inversion for carbon sequestration monitoring and forecasting with fourier neural operators. *arXiv preprint arXiv:2203.14396*, 2022.
- Yang You, Jing Li, Sashank Reddi, Jonathan Hseu, Sanjiv Kumar, Srinadh Bhojanapalli, Xiaodan Song, James Demmel, Kurt Keutzer, and Cho-Jui Hsieh. Large batch optimization for deep learning: Training bert in 76 minutes, 2020.
- Richard Zhang. Making Convolutional Networks Shift-Invariant Again. In *ICML*, 2019.
- Xueyan Zou, Fanyi Xiao, Zhiding Yu, and Yong Jae Lee. Delving Deeper into Anti-aliasing in ConvNets. In *BMVC*, 2020.

## A Extended Details

### A.1 Pseudospectral Method

Here we perform a step-by-step derivation of the pseudospectral equations from Section 2.1. Recall that we are exploring the nonlinear advection problem for scalar field  $u \in \mathcal{L}^2(\mathbb{T})$  defined on the periodic domain  $x \in [0, 1]$ :

$$\frac{\partial u}{\partial t} = -u \frac{\partial u}{\partial x} \quad (8)$$

Pseudospectral methods compute a solution to the differential equation at a set of  $N$  collocation points  $\{x_1, \dots, x_N\}$  through the use of derivatives computed to high accuracy in the spectral domain (Fornberg, 1996). Assuming that  $u$  has bandlimit  $K$  where  $K = \frac{N}{2}$ , we can exactly represent  $u$  at the  $n^{\text{th}}$  collocation point as the discrete Fourier expansion:

$$u_n(t) = \sum_{k=-K}^K \hat{u}_k(t) e^{\tilde{k}x_n} \quad (9)$$

where  $\tilde{k} = 2\pi i k$  and  $\hat{u}_k(t) = \frac{1}{\sqrt{N}} \sum_{n=1}^N u_n(t) e^{\tilde{k}x_n}$ . Without loss of generality, we drop the  $t$  dependence from our notation. In frequency space, computing the exact derivative amounts to elementwise multiplication which by the Convolution Theorem (Smith, 2007) is equivalent to a convolution in the spatial domain, so plugging 9 into 8, we get:

$$\frac{\partial u_n}{\partial t} = - \left( \sum_{\ell=-K}^K \hat{u}_\ell e^{\tilde{\ell}x_n} \right) \left( \sum_{m=-K}^K \tilde{m} \hat{u}_m e^{\tilde{m}x_n} \right). \quad (10)$$

Expanding the product of summations reveals modes with wave number up to  $2K$ . In frequency space, we can represent the equation as a system of independent ODEs at each wave number  $k = -2K, \dots, 2K$ :

$$\frac{\partial \hat{u}_k}{\partial t} = - \sum_{\ell=-2K}^{2K} (\tilde{k} - \tilde{\ell}) \hat{u}_{k-\ell} \hat{u}_\ell \quad (11)$$

$$= \hat{u} * \frac{\widehat{\partial u}}{\partial x}[k] \quad (12)$$

which now requires performing convolution in frequency space as well. Naive computation of this convolution is quadratic in the original bandlimit, but this cost can be avoided with fast transform methods like the FFT. Through the dual of the Convolution Theorem, we have that  $\hat{u} * \hat{u} = \mathcal{F}(\mathcal{F}^{-1} \hat{u} \cdot \mathcal{F}^{-1} \hat{u})$  and so for pseudospectral methods, we can perform the convolution as elementwise multiplication in the spatial domain with the limiting cost being that of the transform –  $O(N \log N)$  in the case of the FFT. Once the time derivatives are computed, one can use any off-the-shelf ODE integrator to march the equation forward via the method of lines (Boyd, 2013).

However, this introduces a complication as the bandlimit of the RHS of Equation 10 is twice that of the original function. For  $K \geq \frac{N}{4}$ , the bandwidth of the time derivative is now greater than the Nyquist limit. Without increasing the spatial sampling rate, these newly generated modes will alias back onto modes below the Nyquist limit introducing a new source of error.

### A.2 Aliasing and Nonlinearity

Aliasing in discretized settings is the result of individual modes being indistinguishable at the given sampling points. For the Fourier basis, we know from the Shannon-Nyquist Sampling Theorem (Smith, 2007) that for a set of  $N$  evenly spaced points, we are able to exactly recover signals with bandlimit up to  $N/2$  via the Discrete Fourier Transformation (DFT). However, in cases where the signal is not bandlimited, the coefficients returned by the DFT are incorrect as higher modes alias onto lower modes. In this case, if we

denote by  $U_k$  the true Fourier coefficients that we would obtain in the infinitely sampled regime, the DFT returns coefficients:

$$\hat{u}_k = \sum_{j=-\infty}^{\infty} \sum_{n=0}^N e^{i2\pi(k+jN)x_n} u_n \quad (13)$$

$$= U_k + \sum_{j \neq 0} U^{k+jN} \quad (14)$$

If we denote by  $U_k$  the true Fourier coefficients one would obtain in the continuous regime, we can observe that aliasing error, the distance between the true truncated function and the function returned by the DFT is defined as:

$$A_K^2[u] = \sum_{k=-K}^K (U_k - \hat{u}_k)^2 = \sum_{k=-K}^K \left( \sum_{j \neq 0} U^{k+jN} \right)^2 \quad (15)$$

In many deep learning settings, addressing aliasing has led to improvements in accuracy and generalizability (Vasconcelos et al., 2021; Ribeiro & Schön, 2021; Zhang, 2019; Karras et al., 2021), but these findings are often neglected in the design of new architectures. However, in the autoregressive forecasting setting, these types of issues become a significantly larger obstacle.

In Equation 10, we saw that the nonlinearity in the true nonlinear advection equation results in a bandlimit expansion. This is in fact true of any arbitrary nonlinearity, though the results are less predictable in the non-polynomial cases. For continuous nonlinearities like those typically used in deep learning, this can be viewed as an implication of the Weierstrass Approximation Theorem which states that any continuous function on an interval can be arbitrarily closely approximated by a linear combination of polynomials. Exactly characterizing this behavior is in open problem, but we can observe it empirically.

To do this, we perform a simple experiment. We take a sample from one of our experiment datasets, ERA5 and repeat the following procedure:

1. Project via Gaussian random matrix (equivalent to an untrained linear layer) into a larger dimensional subspace.
2. (Optional) Oversample data spatially via Fourier interpolation.
3. Apply nonlinearity.
4. (Optional) Downsample via Fourier truncation.
5. Remix via Gaussian random matrix.
6. Renormalize.

As we can see in Figure 8, the oversampled activation (right) produces drastically different and more consistent spectra compared to the left and center panels. The contrast between the left and center are particularly interesting and relevant for U-shaped architectures. On the left, we see that at fixed resolution, the square function does eventually show signs of a more typical spectral blocking pattern, but repeated application of the activation functions flattens the spectrum. The right panel indicates this effect is diminished, though it doesn't appear to be eliminated, by explicit anti-aliasing. An interesting aspect is that applying activations to oversampled versions of the flattened spectrums now leads to spikes at the Nyquist frequencies for each resolution. This is a drastic contrast with the anti-aliased spectrum which has no spikes. This experiment shows that while exactly characterizing the impact of aliasing is difficult to analytically model, it does seem to contribute toward the issues we observe in real training scenarios.

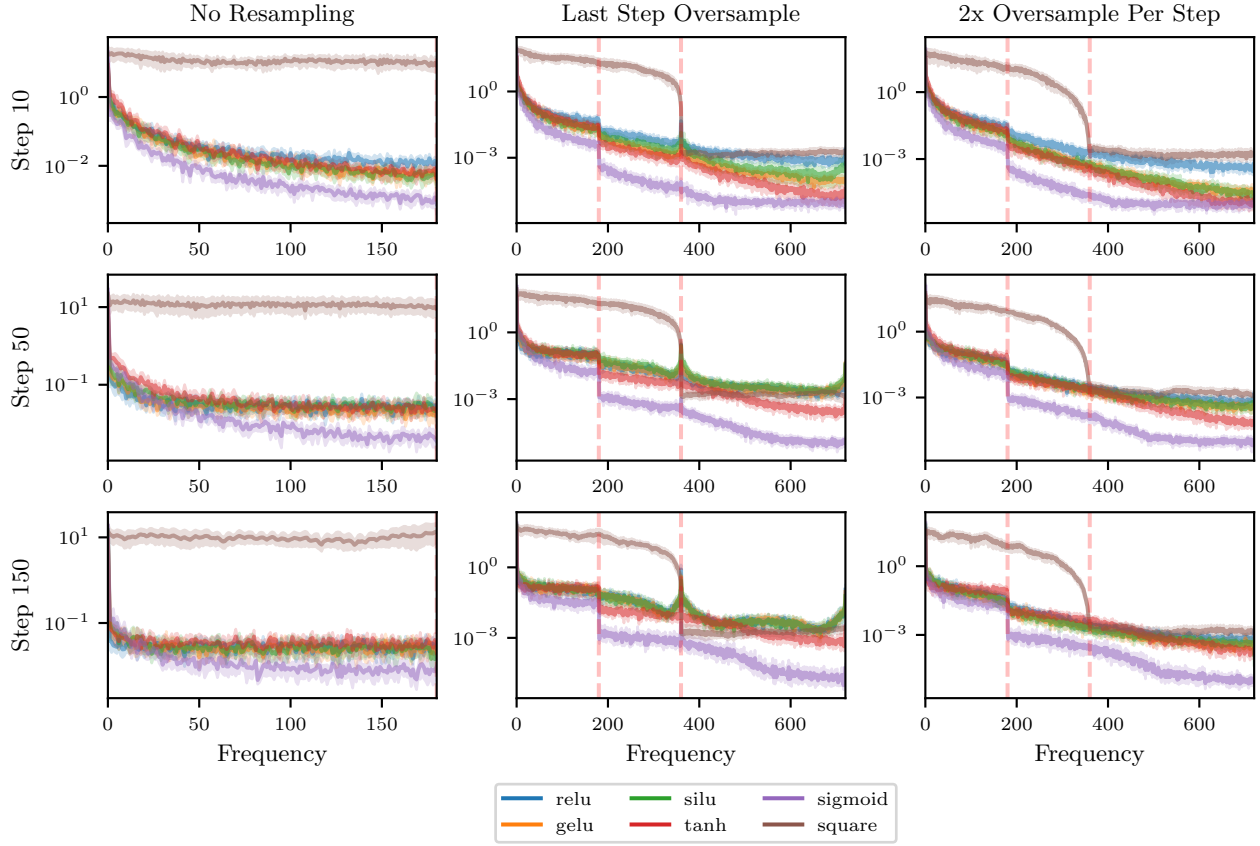


Figure 8: Spectrum evolution of ERA5 data under repeated application of random projections and nonlinearities. Left is at fixed sampling level. Center applies the final nonlinearity at a higher resolution. Right oversamples by 2x before applying every nonlinearity then truncates the top half of the modes to return to the original resolution.



### A.3 Comparing Spatial and Spectral Convolution

Spatial and spectral convolution are connected through the Convolution Theorem. Given  $N$  uniformly-spaced samples from signals  $f, g$ , the circular discrete convolution is defined:

$$(f * g)[n] = \sum_{m=0}^{N-1} f[m]g[n-m] \quad (16)$$

Equivalently by the convolution theorem, we could define this as:

$$(f * g)[n] = \mathcal{F}^{-1}(\mathcal{F}f \odot \mathcal{F}g) \quad (17)$$

where  $\mathcal{F}$  is the discrete Fourier transform and  $\odot$  denotes elementwise multiplication. For large kernels, spectral domain convolution is significantly faster as the limiting factor is the  $N \log N$  transform compared to the  $N^2$  of the spatial implementation. However, for the small kernel convolutions generally used in spatial CNNs, methods like im2col enable linear scaling for the spatial convolution. In practice using PyTorch, we’ve found the kernel size where the execution times equalize to be surprisingly small, though in many cases the local response is desirable and spectrally-parameterized convolutions must carry a much larger number of parameters to represent the same filter.

However, there are advantages to non-sparse weights. If we consider a one-dimensional kernel of size 3, the discrete Fourier transform is computed on the expanded kernel  $[w_0, w_1, 0, \dots, 0, w_{-1}]$ :

$$W_k = \sum_{n=0}^{N-1} w_n e^{-i\frac{2\pi}{N}kn}. \quad (18)$$

While the typical interpretation of this equation is the inner product of  $w$  and the trigonometric polynomial with frequency  $k$ , we can alternatively view it as the evaluation of the sum of trigonometric polynomials with frequencies  $n$  evaluated at  $\frac{k}{N}$  weighted by  $w_n$ . Thus, the resulting frequency response has a very small number of degrees of freedom. In domains where the spectrum rapidly decays, the learning process might then favor using these degrees of freedom to learn patterns relevant to the larger magnitude low frequencies and largely ignore the significantly smaller magnitude high frequencies.

### A.4 DFS transform details

Here we provide additional details of the DFS method (Merilees, 1973; Orszag, 1974). For a field  $f$  defined on an equirectangular grid, the DFS representation of  $f$  is given by  $\tilde{f} : [-\pi, \pi]^2 \rightarrow \mathbb{R}$ :

$$\tilde{f}(\lambda, \theta) := \begin{cases} g(\lambda + \pi, \theta), & (\lambda, \theta) \in [-\pi, 0] \times [0, \pi] \\ h(\lambda, \theta), & (\lambda, \theta) \in [0, \pi] \times [0, \pi] \\ g(\lambda + \pi, -\theta), & (\lambda, \theta) \in [0, \pi] \times [-\pi, 0] \\ h(\lambda + \pi, -\theta), & (\lambda, \theta) \in [-\pi, 0] \times [-\pi, 0] \end{cases}$$

where  $g(\lambda, \theta) = f(\lambda - \pi, \theta)$  and  $h(\lambda, \theta) = f(\lambda, \theta)$ . The transformed function  $\tilde{f}$  is now periodic in both the  $\lambda$  and  $\theta$  directions. As demonstrated by Orszag (1974), the 2D Fourier basis is equivalent to a complex exponential expansion in the zonal direction and alternating sine/cosine expansions in the meridional direction. Subsequently, much of the recent work in the area focuses on improved basis representations for the DFS method. However, we choose to use the naive function expansion as it simplifies the implementation and allows for more natural handling of vector-valued fields in which we just flip the sign of any field directed across the axis of reflection.

We note the DFS method provides an additional advantage of flexibility in patchified settings like that of the AFNO used in FourCastNet (Pathak et al., 2022). In the patchified setting, the extremal north/south “tokens” are no longer representative of the poles, but rather of large regions surrounding the poles. Efficient spherical harmonic transforms are oblivious to this. As an example, the asymptotically optimal Driscoll-Healy transform (Driscoll & Healy, 1994) employed by TS2KIT (Mitchel et al., 2022), which we use to

implement spherical architectures in Section 5, for instance, assigns a quadrature weight of zero to polar samples. This amounts to discarding the information from the entire patch, which for FourCastNet contains 10,080 non-polar samples per variable. This limitation does not exist with the DFS method as we have full control of zonal and meridional bandwidth independently and can adjust bandwidth restrictions to account for the widest region of the patch.

## B Experiment Details

### B.1 Navier-Stokes

#### B.1.1 Data

Data is generated using code provided by Tran et al. (2023) to match the settings described by Kochkov et al. (2021). It solves the Navier-Stokes equations (nondimensionalized with Reynolds number  $Re = 1000$ ) for a system with constant Kolmogorov forcing  $f = 4 \cos(4y)x - .1\mathbf{u}$  across initial conditions. The trajectories are generated using a pseudospectral method at  $2048 \times 2048$  resolution and is integrated forward at  $\Delta t = .0002$  by a fourth order Carpenter-Kennedy method.  $32/4/4$  trajectories were generated for train/valid/test with 9764 snapshots per trajectory for a total of 410,088/39,056/39,056 examples.

For the task described in Li et al. (2021b) the sampling occurs at intervals of  $\Delta t = 1$  as this large time-step provides a challenge for numerical integration and thus performing well at such a time-step demonstrates a significant speed improvement for the deep learning approach. For our purposes of demonstrating autoregressive growth, we instead sample at  $\Delta t = .0035$ . The timestep was entirely chosen due to the fact that this was the interval at which the generation code saved snapshots by default. For consistency with the larger scale tasks, we also predicted  $u, v$  values as opposed to vorticity.

#### B.1.2 Model Configurations and Training Details

Several architectural choices were made for consistency across models. In each network, appended grid coordinates were replaced by fully learnable position embeddings similar to those used in Pathak et al. (2022). Furthermore, ReLU activations were replaced by the continuously differentiable alternative SiLU (Elfwing et al., 2017). Apart from these changes, each network was generated using the four-layer variant released by the authors of the respective comparison models with hidden dimension of 128.

The ReFNO only uses the modifications from Sections 4.1/4.2 as the domain for this problem is the 2-Torus so modifications to account for spherical geometry are unnecessary. As this is a smaller problem, the depth-separable implementation did not provide enough of a memory savings to increase the hidden dimension as we do in for the Shallow Water example (see: B.2), so we instead augmented the spatial MLP with the bottleneck structure popularized by Sandler et al. (2019) so that run-time was comparable between models.

All models were trained using identical settings. To minimize the impact of hyperparameter tuning, we used the automated learning rate search provided by Defazio & Mishchenko (2023) code for Adan (Xie et al., 2023). During each training step, one input snapshot was provided to the model for the purposes of predicting the output at  $t = t_0 + \Delta t$ . These were optimized using mean-squared error rescaled by the mean norm of the dataset to reduce the impact of precision issues for 20 epochs at batch size of 128 per run. Error bars are the 95% confidence intervals produced by sampling over 7 individual training runs per model evaluated across all initial conditions in the test set.

## B.2 Rotated Shallow Water

### B.2.1 Data

We generate the data from the hyperviscous, forced shallow water equations:

$$\frac{\partial u}{\partial t} = -u \cdot \nabla u - g \nabla h - \nu \nabla^4 u - 2\Omega \times u \quad (19)$$

$$\frac{\partial h}{\partial t} = -H \nabla \cdot u - \nabla \cdot (hu) - \nu \nabla^4 h + F \quad (20)$$

where  $\nu$  is the hyperdiffusion coefficient,  $\Omega$  is the Coriolis parameter,  $u$  is the velocity fields,  $H$  is the mean height, and  $h$  denotes deviation from the mean height.

The forcing  $F$  is defined:

```
def find_center(t):
    time_of_day = t / day
    time_of_year = t / year
    max_declination = .4 # Truncated from estimate of earth's solar decline
    lon_center = time_of_day*2*np.pi # Rescale sin to 0-1 then scale to np.pi
    lat_center = np.sin(time_of_year*2*np.pi)*max_declination
    lon_anti = np.pi + lon_center #2*np.((np.sin(-time_of_day*2*np.pi)+1) / 2)*pi
    return lon_center, lat_center, lon_anti, lat_center

def season_day_forcing(phi, theta, t, h_f0):
    phi_c, theta_c, phi_a, theta_a = find_center(t)
    sigma = np.pi/2
    coefficients = np.cos(phi - phi_c) * np.exp(-(theta-theta_c)**2 / sigma**2)
    forcing = h_f0 * coefficients
    return forcing
```

This is not designed to mimic an exact physical process, but rather to force some level of daily/annual pattern. It consists of two Gaussian blobs centered on opposite sides of the planet that circle on a daily basis. Each Gaussian increases/decreases  $h$  with the intensity of the forcing increasing towards the center. The axis of rotation for these Gaussians varies over a model year which we define to be 1008 model hours.

Integration is performed forward in time using a semi-implicit RK2 integrator. Step-sizes are computed using the CFL-checker in Dedalus. The 3/2 rule is used for de-aliasing. Background orography is taken from earth orography and passed through mean-pooling three times (until the simulations became stable empirically). Hyperdiffusion is matched at  $\ell = 96$ .

Initial conditions are randomly sampled from ERA5.  $u, v, z$  are taken from the hpa 500 level with  $z$  used as  $h$  is the shallow water set-up. We found that these conditions did not produce stable rollouts at the given hyperdiffusion level without pre-filtering the data. This was done by ten iterations of 50 steps followed by solving a balance BVP. This was likely overkill, but given the quantity of data generated, we wanted to avoid in-depth manual inspection of the data.

As the diffusive system is decaying over time, we initialized each run with 500 burn-in hours then took the next 3 model years of data for a total of 3024 samples per year. In total, the training set consisted of 25 trajectories of length 3024 for a total of 75,600 samples. Validation and test used an additional 2 and 3 trajectories respectively.

### B.2.2 ReDFNO Architecture

The ReDFNO utilized four blocks structured as described in Figure 3. Each block is defined with embedding dimension 192. Our frequency-domain spectral normalization is used for spectral layers with conventional spectral normalization is used for spatial layers. Hybrid convolutions with DFS padding are used for the

Table 1: Model dimensions for SWE experiments, along with the 1-step mean absolute error (MAE) and 100-step MAE. All MAE are reported in units of  $10^{-2}$ .

MODEL	STAGES	HIDDEN DIMENSIONS	#PARAMS	1-STEP MAE	AVG. 100-STEP MAE
UNET	4	[64, 128, 256, 512]	16M	.57	31.4
FNO	4	64	536M	0.80	19.2
SNO	4	64	268M	0.65	26.6
RESNO	4	192	9M	1.18	22.6
<b>ReDFNO</b>	4	192	17M	<b>0.49</b>	<b>4.1</b>
S2CNN	4	[64, 128, 256, 512]	18M	1.63	36.0
DEEPSPHERE	5	[64, 128, 256, 512, 1024]	38M	1.74	NAN

Table 2: Ablation path for SWE experiments evaluated on validation set. In descending order, each row adds new feature on top of previous inclusions until we reach the full stabilized architecture. Step is one training step (forward and backward) at batch size 16 on a NVIDIA A100 GPU. (DS=depth separable convolution, DFS=Double Fourier Sphere transform, SN=Spectral Normalization, Path=Reorder+Nonlinear, Shaping=Latitude-wise spectral truncation)

MODEL	#PARAMS	STEP (s)	MSE (T=1)	MSE (T=20)	MSE (T=40)	MSE (T=80)
FNO	536M	.20	8.1E-5	2.6E-4	1.0E-2	INF
+DS (X3 WIDTH)	25M	.22	1.2E-4	1.0E-2	INF	INF
+DFS	27M	.40	8.2E-5	INF	INF	INF
+SN	27M	.46	8.7E-5	4.5E-4	8.0E-4	1.4E-3
+PATH	27M	.46	9.5E-5	3.6E-4	5.6E-4	1.0E-3
+SHAPING ( <b>ReDFNO</b> )	<b>17M</b>	.41	<b>8.0e-5</b>	<b>2.3e-4</b>	<b>3.7e-4</b>	<b>6.3e-4</b>

spectral block. We found a slight boost to stability by using a nonlinear spectral block as used in the AFNO. This structure is described in Figure 3. In total, this network contains approximately 17 million parameters.

We utilized time-dependent position embeddings. Position embeddings have previously been used for neural operators in both the AFNO (Guibas et al., 2021) and FCN. However, in cases where external forcing data is not directly available, static position embeddings are unable to fully represent seasonal behavior in earth systems. To address this, we introduce dynamic, time-dependent position embeddings. These embeddings are generated through the use of a shallow MLP that combines static embeddings with either sinusoidal features representing daily and yearly periods or more informative features directly computed for a given problem like solar declination.

### B.2.3 Comparison Configurations

As our model used 17 million parameters, we tuned and augmented comparison models until the sizes were roughly comparable when scaling laws allowed it. Otherwise for FNO based models, we used as similar settings as possible, though the vastly different parameter scaling led to higher parameter counts. We list model dimensions in Table 1. The S2CNN model uses filters of [20, 16, 12, 8] for interpolates, and the DeepSphere uses kernel size 5 rather than the default 3, as we found these to achieve better results. Our UNet baseline uses ConvNext Liu et al. (2022b) blocks with three blocks per stage instead of the classical blocks from Ronneberger et al. (2015) as we felt modernizing the architecture was important for fair comparison. We found this worked considerably better in tests.

Note that persistence and climatology are two constant forecasts. Persistence uses the initial condition as the forecast while climatology implies using the mean estimate over the dataset.

---

### B.3 ERA5

#### B.3.1 ReADFNO Architecture

This network uses FourCastNet as a base. The core processing unit consists of 8 AFNO blocks using our factorized nonlinear spectral convolutions rather than the standard complex MLP. As the AFNO architecture is more complication and non-isotropic, we made several further changes to eliminate aliasing-inducing operations:

1. Downsampling - Strided convolutions perform decimation which is addition in the spectral domain. To avoid this, we downsample via Fourier interpolation/truncation in the DFS representation. During downsampling, channels are expanded via 3x3 spatial convolution. This occurs at  $1x/2x/4x/8x$  downsampling levels with the DeADFNO operations occurring at  $8x$  downsampling as in FourCastNet.
2. Upsampling - We introduce a Unet-like structure here. At each intermediate resolution, the a downsampled version of the original data is added back to the upsampling path then fed through a single layer spatial CNN. The spatial CNN is used here as the spectral convolutions become increasingly memory-hungry as resolution increases so we can make best use of them at the lowest resolution.
3. LayerNorm  $\rightarrow$  InstanceNorm - LayerNorm divides each pixel by a spatially varying standard deviation estimate. While we’ve observed the impact to be minor, this does produce new frequencies. We therefore replace it with InstanceNorm which computes the standard deviations over the spatial dimensions of a channel rather than the channel dimensions of a particular pixel.

The model was trained using the Nvidia Apex implementation of LAMB (You et al., 2020) following the schedule of FourCastNet. We found that the gradient rescaling in LAMB acted similarly to a trust region and avoided training instability we experienced with Adam in this case. However, we were able to obtain similar partial training performance using a version of Adam with added step size constraints, but chose to stick with the known optimizer for this work.

#### B.3.2 Comparison Configurations

FourCastNet comparisons use the pre-trained model weights provided by the paper authors. Similar to SWE, the UNet comparison uses ConvNext blocks rather than conventional ResNet structure. The UNet was trained using the Adam Kingma & Ba (2017) optimizer with learning rate selected by grid search over  $[1e-5, 5e-5, 1e-4, 5e-4, 1e-3]$ . Epochs and schedule follow settings in FourCastNet.

The smaller number of comparisons here is due to the fact that the majority of the architectures used in the SWE experiments are incapable of scaling to the larger input sizes without seriously diminishing network capacity.

#### B.3.3 Additional Results

Full field by field RMSE can be found in Figure 9. Convergence to persistence was obtained for all fields except for Surface Pressure and sometimes Z50. In the FourCastNet training recipe, all fields (normalized) are weighted evenly. Surface Pressure has relatively low snapshot-to-snapshot variation but has significant outliers as it tends to be proportional to altitude. In the normalized-but-not-weighted scheme, this tends to lead to errors in this field being undervalued. Z50, on the other hand, is a slowly varying smooth field, but is quite distant (15KM) from the next closest pressure level recorded in this ERA5 subset. We suspect this underperforms for this reason.

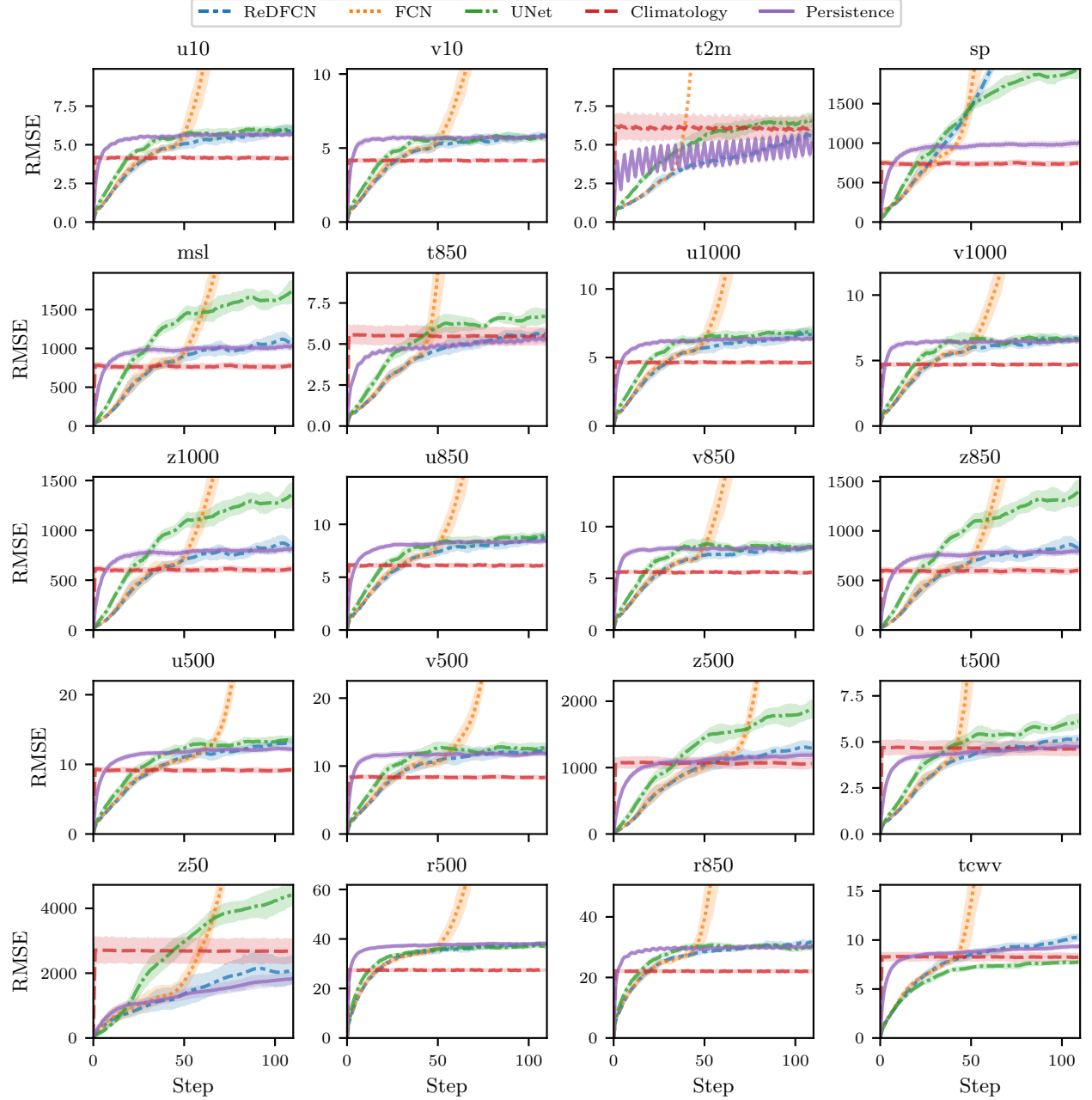


Figure 9: The restructured model matches the performance of the two-step-ahead trained FCN, but demonstrates improved stability and asymptotically converges to the persistence forecast performance for all but the surface pressure field.