

MO-VLN: A Multi-Task Benchmark for Open-set Zero-Shot Vision-and-Language Navigation

Xiwen Liang^{1*}, Liang Ma^{1*}, Shanshan Guo², Jianhua Han³, Hang Xu³,
Shikui Ma⁴, Xiaodan Liang^{1†}

¹Shenzhen Campus of Sun Yat-Sen University, ²Northeastern University,

³Huawei Noah’s Ark Lab, ⁴Dataa Robotics

Abstract

Given a natural language, a general robot has to comprehend the instruction and find the target object or location based on visual observations even in unexplored environments. Most agents rely on massive diverse training data to achieve better generalization, which requires expensive labor. These agents often focus on common objects and fewer tasks, thus are not intelligent enough to handle different types of instructions. To facilitate research in open-set vision-and-language navigation, we propose a benchmark named MO-VLN, aiming at testing the effectiveness and generalization of the agent in the multi-task setting. First, we develop a 3D simulator rendered by realistic scenarios using Unreal Engine 5, containing more realistic lights and details. The simulator contains three scenes, i.e., cafe, restaurant, and nursing house, of high value in the industry. Besides, our simulator involves multiple uncommon objects, such as takeaway cup and medical adhesive tape, which are more complicated compared with existing environments. Inspired by the recent success of large language models (e.g., ChatGPT, Vicuna), we construct diverse high-quality data of instruction type without human annotation. Our benchmark MO-VLN provides four tasks: 1) goal-conditioned navigation given a specific object category (e.g., “fork”); 2) goal-conditioned navigation given simple instructions (e.g., “Search for and move towards a tennis ball”); 3) step-by-step instruction following; 4) finding abstract object based on high-level instruction (e.g., “I am thirsty”). Since training an agent with specific tasks is not general, we implement multiple zero-shot baselines on our benchmark, exploiting the advantages of pre-trained open-vocabulary models and large language models. The open-vocabulary model is used for prompt-based grounding, while the large language model is employed to both understand the input instruction and perform commonsense reasoning for planning. We conduct in-depth studies to evaluate current open-vocabulary models and large language models, and find that there is still a large gap between baselines and human performance especially on complicated tasks. Please refer to our website <https://mligg23.github.io/MO-VLN-Site/> for more details.

1 Introduction

Language-driven navigation is an important skill for robot assistants to perform a wide variety of real-world tasks. Most autonomous agents are built based on predefined datasets and tasks, and perform well in seen environments. However, numerous objects and scenes exist in the real world, thus it is hard to train an agent with high generalization. Recently, pre-trained large language

*Equal contribution.

†Corresponding author.

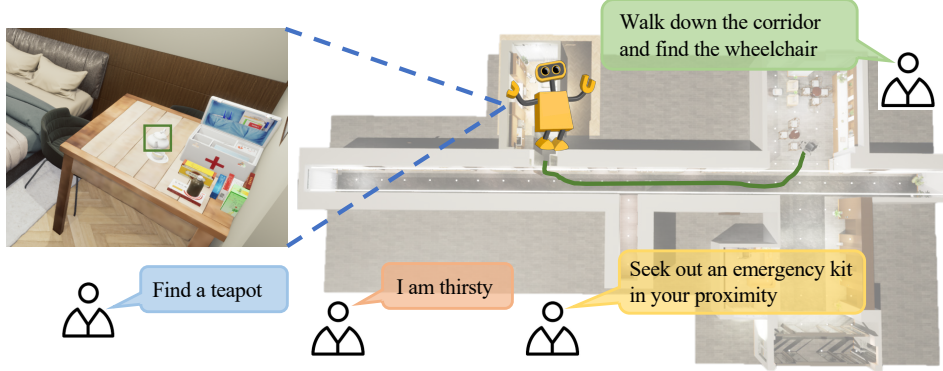


Figure 1: Examples of different tasks in vision-and-language navigation.

models [39, 52, 11] have empowered systems with zero-shot or few-shot generalization on many tasks. Meanwhile, recent progress in zero-shot learning of computer vision enables agents to detect and locate unseen classes. Inspired by these foundation models, we aim to build a benchmark for evaluating methods in zero-shot open-set navigation.

To mimic real-world scenarios, we first develop a flexible simulator that supports continuous navigation and environment extension. Our simulator is built upon Unreal Engine 5¹, containing more realistic lights and details compared with previous simulators [17]. The simulator is rendered by realistic scenarios, containing three scenes, i.e., cafe, restaurant, and nursing house, which have different levels of difficulty. Except for common objects, the simulator provides various uncommon objects, such as takeaway cup and medical adhesive tape, which are more complicated compared with existing environments. Objects and scenes in our simulator are near photo-realistic, allowing better evaluation of existing methods. Our simulator is also flexible that users can place more objects in the environment, enabling users to build up their own scenes.

Based on the proposed simulator, we set up a multi-task benchmark for open-set zero-shot vision-and-language navigation. Existing zero-shot navigation benchmarks mainly focus on object navigation. However, most tasks in the real world require the robot to understand high-level human instructions, indicating the importance of establishing a benchmark with various instructions for evaluation. With the success of the large language model, we build such a benchmark without laborious data collection. We leverage the powerful language model to generate high-quality instructions for various tasks. Considering realistic scenarios, we cover four tasks in our MO-VLN: 1) object navigation, namely, goal-conditioned navigation given a specific object category, which is a well-explored subject in zero-shot navigation; 2) goal-conditioned navigation given a simple instruction, e.g., “I want to go upstairs. Please help me find the elevator”; 3) completing abstract instruction, e.g., “The floor is dirty and I want to sweep it”, implying that the robot should find a broom; 4) step-by-step instruction following, which is common in realistic navigation. More examples are shown in Figure 1. After generating the dataset, we also refine the data with the help of self-reflection ability in the large language model.

We study the most popular large language models and open-vocabulary models, and implement several zero-shot baselines on our benchmark. We employ large language models for both understanding the instruction and commonsense reasoning. Since open-vocabulary models for object detection or image segmentation cannot comprehend long-horizon instructions well, we use LLM to decode the input instruction and extract landmarks for open-vocabulary models. During navigation, LLM is also leveraged to perform commonsense reasoning. For example, the bed is often located in the bedroom. We compare multiple state-of-the-art open-vocabulary grounding and segmentation models, including GLIP [35] and its alternatives [35, 29, 44]. For LLMs, we compare most powerful GPT-4 [39], ChatGPT [40], and some open-source models [52, 11]. Extensive experiments demonstrate the zero-shot ability of these foundation models and indicate that MO-VLN is a challenging benchmark.

In summary, our contribution is threefold:

¹<https://www.unrealengine.com/>

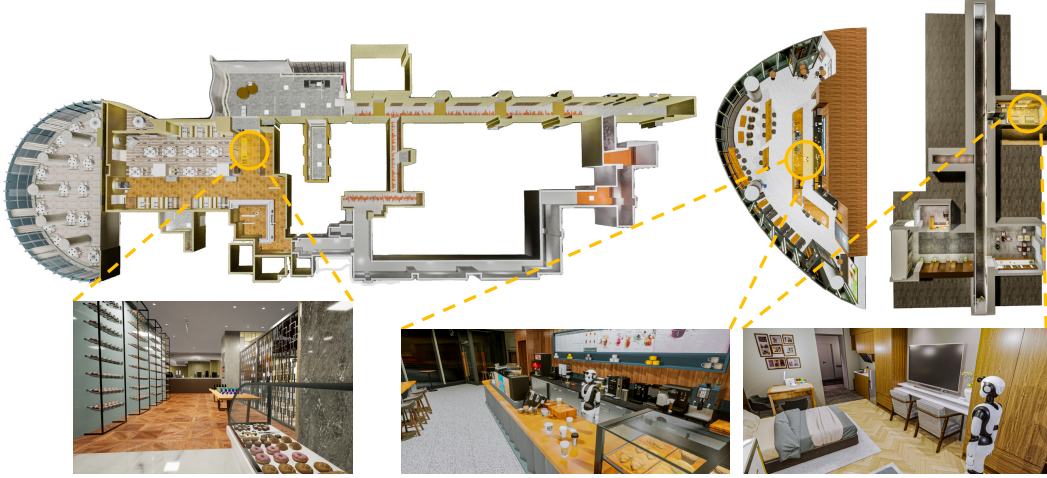


Figure 2: Our simulator includes three scenes of different difficulty, i.e., restaurant, cafe, and nursing house.

- We build up a challenging realistic and flexible simulator, covering three scenes of different levels of difficulty, i.e., cafe, restaurant, and nursing house.
- We establish a multi-task based on our simulator for open-set zero-shot vision-and-language navigation. We utilize powerful LLMs to generate and self-refine different types of free-form instructions.
- We combine popular open-vocabulary models and LLMs to implement baselines on our benchmark, containing four large language models, five open-vocabulary models, and four exploration strategies.

2 Related Work

Vision-and-Language Navigation Language-guided visual navigation tasks require agents to follow navigational directions in a simulated environment. There has been a series of improved models and datasets in this area, and many tasks have been proposed. The indoor navigation tasks R2R, RxR, and datasets with low-level instructions proposed by Anderson et al. [3] provide information on discrete navigation graphs (nav-graph), many works have been based on this discrete navigation, mainly focusing on cross-modal learning[36], data augmentation[19, 49, 34], waypoint tracking[13, 37], and pre-training based on Transformer model[25, 26, 33]. Besides, Chen et al.[10] proposed a more challenging outdoor navigation task Touch-Down, Thomason et al.[51] proposed a dialogue-based navigation task CVDN, Remote object-grounded navigation, such as REVERIE[43] and SOON[64], both require agents to be able to associate time-correlated visual observations with decision-making instructions.

However, these methods fail to achieve similar performance on the more challenging VLN-CE task[31], where the agent navigates a continuous 3D simulated environment. Recently, The availability of many large-scale datasets and the emergence of continuous environment simulators such as Habitat[47], GibsonEnv[18], AI2THOR etc.[23] enable a different set of tasks. Including PointGoal navigation[55, 62], the agent should find a specific point, ObjectGoal navigation[8, 9, 24, 45] that give the semantic label of an object, and instructions following navigation[30, 46, 27, 2] require agent to follow the instructions of natural language step by step. However, a single VLN task does not satisfy the diverse needs in the real world. To address this problem, we propose MO-VLN, which expands the diversity of embodied agents to explore VLN tasks in near-realistic scenarios. It is a generalized extension of vision and language tasks where agents need to complete tasks of multiple granularities of instruction and difficulty.

Zero-shot Navigation Recent paradigm shifts in Machine Learning and expensive navigation training in the domain data enable line works to focus on zero-shot. Examples of this include Radford et al.[44] have shown improved zero-shot performance on downstream vision-language tasks. In zero-shot navigation, Gradre et al.[20] proposed COW, which makes zero-shot object navigation modular



Figure 3: Supported agents in our simulator. We include agents in a variety of application scenarios, such as humanoid agents, sweeping agents, and delivery agents.

and utilizes CLIP for localization. L-ZSON introduced by Gradre et al.[20] present an object goal navigation baseline of this task using OWL-ViT, a fine-tuned vision transformer for object ground, and frontier-based exploration(FBE) to exploration. Based on this, Dorbala et al.[15] use CLIP to perform Vision-and-Language navigation in a zero-shot manner, Dorbala et al.[14] through mapping the GLIP implicit to assist the agent to make the decision, building a Costmap to avoid obstacles. These works perform better on uncommon objects, but transfer to real-world performance is far from what is shown in virtual environments. Both these works under the unlabeled data and unseen environment. The most related to our work is ESC[63], which leverages the prompt-based language-image grounding model for open-world scene understanding and LLMs to get commonsense knowledge in object and room level. Inspired by this works and recent advances in Open Vocabulary[44, 32, 29, 35, 28] pre-training models, We seek to enable embodied robots to perform better in navigating to uncommon objects, understanding the external characteristics of objects, and effectively distinguishing different attributes of objects of the same kind.

Large Language Model In recent years, Large Language Models (LLMs)[12, 39, 52, 11, 23, 50, 16, 4, 40, 1] have demonstrated remarkable emergent capabilities, driving significant advancements in the field of Artificial Intelligence (AI), especially in language understanding, generation, and logical reasoning. The development of LLMs has been a subject of extensive research over several years, with recent breakthroughs largely attributed to the implementation of larger model sizes, enhancement of the volume and quality of pre-training data, as well as the application of instruction-following tuning and Reinforcement Learning from Human Feedback (RLHF)[40, 39, 4]. Furthermore, since the output of an LLM is considerably dependent on the prompt, there has been an increased interest in the development of hierarchical prompting systems for LLMs. This focus aims at augmenting their general logical reasoning abilities and improving the accuracy of responses in specific domains[54, 53, 61, 48, 60]. With the rapid evolution of LLM-related technology, an impressive array of both proprietary and open-source models has emerged. These models are readily available for research, and various methodologies have been established that empower LLMs to provide reasoning or knowledge for a diverse set of tasks. This rapid advancement has triggered our interest in exploring the generative capabilities of LLMs in creating embodied AI environments.

3 Simulator

Our simulator is featured for indoor navigation. We provide user-friendly Python APIs for users to interact with the simulator. The proposed simulator integrates existing real-time advanced physics engine to provide high-quality visual rendering, including dynamic global illumination and diffuse global illumination, allowing for geometry to be much more detailed than ever before [6, 23, 59, 42, 22, 47, 56, 57, 21].

Scenes Our simulator provides three scenes, i.e., cafe, restaurant, and nursing house, which have a relatively large demand for robots. The overview of these scenes is shown in Figure 2. These scenes are rendered based on real-world scenarios and contain more realistic details. The simulator is flexible and users can change the lighting and place more additional objects in the scene. Our simulator also supports walking pedestrians in the scene as in Figure 4.

Sensors There are three modalities for each camera, i.e., RGB, depth, and semantic segmentation. Except for the normal camera on the head, the humanoid agent also has a camera at the waist, which is useful in practical scenarios to see blind spots.

Agents Our simulator supports multiple agents with different practical uses. For example, the humanoid robot can navigate like a human and perform more actions such as turning the head or nodding to have a wider view, while the sweeping robot aims at cleaning the floor. We list all supported agents in Figure 3. Different agents have different movable joints. We mainly use the humanoid agent in our experiments.

Actions Our simulator supports continuous move or teleport actions. Users can define discrete actions such as rotating right by 30° . The humanoid agent has 21 movable joints that can make all human movements, including rotation of the head, neck, and waist. More details are shown in Appendix.

Objects Except for common objects in indoor environments, our simulator also includes some uncommon objects and more fine-grained categories, such as “soft drink” and “juice”. Figure 5 shows some samples of objects in our simulator.



(a)



(b)

Figure 4: Our simulator is flexible and supports high-level fidelity: a) advanced physics, such as stable dynamic global illumination; b) walking pedestrians in the scene.

4 MO-VLN

Our benchmark MO-VLN focuses on zero-shot vision-and-language navigation, involving navigating to specific goal objects, abstract objects, and specific locations, given language instructions. Unlike previous benchmarks which manually labeled data, we collect data using large language models.

4.1 Data Collection

We subdivide our benchmark into four tasks, namely, object navigation given a category, goal-conditioned navigation given a simple instruction, completing abstract instruction, and step-by-step instruction following. For object navigation given a category, we use categories that exist in our environments to complete this task. For the other three tasks, we use the state-of-the-art GPT-4 [39] to generate the dataset.

Goal-conditioned navigation given a simple instruction. In this task, the object category or other words highly similar to this will be included in the language instruction. For example, GPT-4 generates instructions similar to “Walk toward the nearest mug you can detect” for object “mug”. In the end, we collected a total of 324 instruction sets.

Completing abstract instruction. Abstract instructions are common in real-world scenarios. Users often demonstrate their needs but do not provide specific goals, e.g., “I am hungry”. We use GPT-4 to construct this task. As an example, when formulating abstract instructions for an object, such as a “mug”, the prompts are created following the rule: “NEVER DIRECTLY reference the object name provided”. This rule ensures that the prompt does not explicitly state the name of the object. Additionally, after collecting abstract instructions, we used them along with a list of environmental objects as input to GPT-4, which then generated what it believed to be the correct targets. We then combined these targets with the instructions as a prompt for GPT-4 to evaluate and generate output again, thereby enhancing data quality. In the end, we collected a total of 195 instruction sets.



Figure 5: Examples of objects in our simulator.

Step-by-step instruction with movement :	Step-by-step instruction without movement :	Abstract instruction :
<p>◆ Requirements : Target name: Trolley Actions : ["Forward", "Turn Left", "Turn left", "Turn Right", "STOP"] Trajectory : ["Trolley", "Bread", "Bread", "Alcoholic Drink", "Trolley"]</p> <p>◆ LLM output :</p> <ul style="list-style-type: none"> ● GPT-4 : Robot, I need you to start your journey heading towards the trolley. After reaching it, take a left turn and keep going until you see some bread. Then, make another left, keep your sensors peeled for bread again. Once found, it's time for a right turn, don't stop until you pass an alcoholic drink. Finally, stop your journey as soon as you spot the trolley again. Remember, your target is the trolley. (9.36) ● Claude-v1 : Go straight forward until you see the bread, then turn left. Keep going until you encounter the next bread, then turn left again. Continue moving and turn right when you spot the alcoholic drink. Stop as soon as you see the trolley for a second time, that is your target destination. (9.12) ● Vicuna-13b : Start by moving forward, then turn left, then turn left again, followed by a turn right. Once you reach the trolley, stop. The trolley and nearby objects such as bread and alcoholic drinks can be seen around the path. (7.4) 	<p>◆ Requirements : Target name: Chess Trajectory : ["Chair", "Wheel Chair", "Chess"]</p> <p>◆ LLM output :</p> <ul style="list-style-type: none"> ● GPT-4 : Robot. First, you'll need to head towards the chair, it's on your path. Keep going until you reach the wheelchair, it's a bit further down the same route. Finally, seek out the chess set. It's your ultimate destination. (9.63) ● Claude-v1 : Go to the chair. Then go to the wheelchair. After that, go straight ahead to find the chess. (8.06) ● Koala-13b : Please follow the path indicated by the name "Chess", keeping in mind that the nearest landmarks are "Chair", "WheelChair", and "Chess". (6.3) ● Fishchat-5-3b : Go to chairs and wheelchairs on the path and find the Chess. (4.3) ● Alpaca-13b : The robot should start from the origin point and move to the north-east for 5 steps, then turn left and move for 10 steps, turn right and move for 5 steps, and finally turn left. The robot should take the leftmost path at every intersection. There are three objects (Chair, WheelChair, Chess) around the path. (4.84) 	<p>◆ Requirements : Target name: Wheelchair</p> <p>◆ LLM output :</p> <ul style="list-style-type: none"> ● GPT-4 : Looking for an aid to improve mobility for someone with limited leg strength? (8.94) ● ChatGPT : I sense a need for a reliable and convenient means of transportation. Help me find an object that can assist in moving around effortlessly and comfortably. (8.6) ● Fishchat-5-3b : Find me a wheelchair. (5.53) ● LLaMA-13b : I'm sorry, I didn't get your question. Please rephrase it. (4.66)
		<p>◆ Simple instruction :</p> <p>◆ Requirements : Target name: cake</p> <p>◆ LLM output :</p> <ul style="list-style-type: none"> ● GPT-4 : Locate a cake nearby and approach it. (9.8) ● ChatGPT-4b : Find the cake. (9.8) ● ChatGPT : Go towards a cake. (8.49) ● Vicuna-13b : Go to a cake. (8.52) ● LLaMA-13b : The robot should navigate towards a loaf of bread. (4.61)
<p>LLMs: GPT-4 Claude ChatGPT Alpaca-13b LLaMA-13b Vicuna</p>		

Figure 6: Examples of instruction generation under three different tasks.

Step-by-step instruction following. Since humans typically provide sequential instructions to assist others in locating objects in everyday life, we also generate data mimicking this approach. We first sample trajectories in the simulator, then get the passing objects or areas by calculating their distance from the trajectory. In this way, we obtain abundant trajectories and corresponding landmarks. We have two strategies to generate instructions. The first strategy is that we ask GPT-4 to generate sequential instructions given only the landmarks and goals, such as "First, go to the curtain nearby. Once you've reached the curtain, turn and move towards the wheelchair close by. After reaching the wheelchair, move along the final stretch, carefully locating the Chess set. When you successfully find the Chess, you've completed the intended path". The second strategy is that we provide additional movement sequences to the prompt and obtain step-by-step instruction with movement, such as "Begin near the Curtain and start moving Forward. Keep going Forward and pass by the Wheel Chair. Once you are close to the Chess, come to a complete STOP." In the end, we collected a total of 360 instruction sets.

4.2 Data Analysis

To assess the generation effectiveness of large language models (LLMs), we manually evaluated instructions we generated from 10 LLMs [12, 39, 52, 11, 23, 50, 16, 4, 40]. We mixed these with human outputs and had them scored by uninformed individuals. The scores were then normalized using human instruction scores as a baseline. Examples of some of the higher-scoring and lower-scoring cases are presented in Figure 6. Based on these scores, we were able to determine that GPT-4 demonstrated superior performance. As such, we used GPT-4 to collect our benchmark data.

4.3 Method

To solve the open-set zero-shot vision-and-language navigation, we combine open-vocabulary models and large language models to perform instruction and scene understanding.

4.3.1 Instruction Parsing

The instructions are free-form in our benchmark, thus it is hard for the open-vocabulary models to understand. To address this problem, we employ an LLM to decode the instruction. We design different prompts for three tasks, i.e., goal-conditioned navigation given a simple instruction, completing abstract instruction, and step-by-step instruction following, which take long instructions as input. For goal-conditioned navigation given a simple instruction, we ask the LLM to figure out objects that meet the user’s needs without providing the object list. For the task of completing abstract instruction, we ask LLM to select the item which best fits user needs given a set of options. For step-by-step instruction following, LLM is expected to extract landmarks in the order in which they appear in real navigation.

4.3.2 Semantic Mapping

When the agent moves, it can transform pixels in 2D images into 3D voxels based on the input depth, agent location, and camera parameters. Then the 3D voxel is projected to a 2D navigation map, containing frontier, obstacle, and explored areas. During this process, we utilize pre-trained vision-and-language models such as GLIP [32] for object grounding. We also compare it with other alternatives, e.g., CLIP [44], Grounding DINO [35]. We first define a set of object categories as $\{o\}$. Then the prompt for GLIP is the object names in $\{o\}$ joined by ‘. ’. After detecting the probable object locations, we project them to the semantic map similar to [63].

4.3.3 Exploration

We only consider zero-shot exploration policy here, involving two strategies: frontier-based exploration and exploration with commonsense knowledge.

Frontier-based exploration [58]. The frontier exploration policy explores the closest unexplored region, which neglects the goal object. When the agent reaches the frontier, it moves greedily to the next unexplored frontier to discover new regions.

Exploration with commonsense knowledge. Since we can utilize GLIP to detect the observations and obtain information about the surrounding environment, powerful LLM such as GPT-4 can predict the next probable location more precisely based on its commonsense knowledge and the detected results. Inspired by [63], we let GPT-4 accomplish commonsense reasoning given the detected surrounded objects and areas. If the detected object is more likely to appear near the goal, the probability of choosing the frontier near this object is higher. Similarly, if the goal often appears in the detected room in real-world scenarios, then the probability of choosing the frontier near this room is higher. More details of prompts are shown in Appendix.

5 Experiments

5.1 Experimental Setup

Navigation metrics. We use standard navigation metrics to measure performance: Success Rate (SR), the fraction of episodes where the agent successfully reaches within 3.0m of the target object or location; and Success Rate weighted by inverse path Length (SPL), success weighted by the oracle shortest path length and normalized by the actual path length [5].

Embodiment. Since most existing navigation methods only use one camera, we only use the camera on the head for better comparison. Meanwhile, most of them do not consider the movement of joints, thus we define four actions: *Move Forward*, *Turn Left*, *Turn Right*, and *Stop*. The *Move Forward* action advances the agent by 20m, while *Turn Left* and *Turn Right* actions turn 15° horizontally.

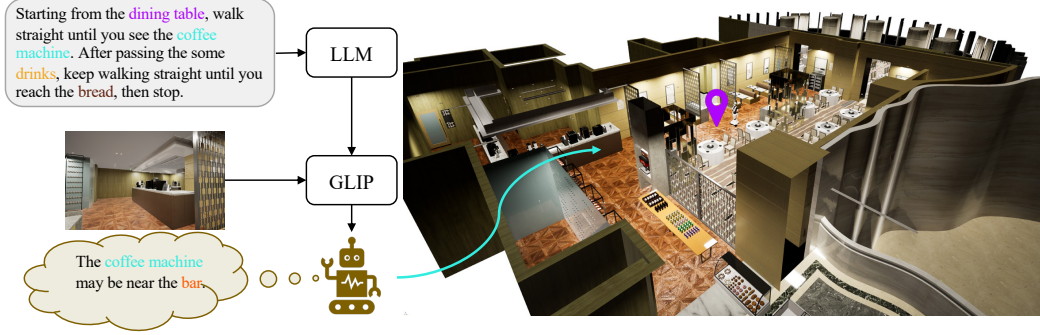


Figure 7: The navigation system first uses an LLM to decode the input instruction. Then the output and observations are passed to GLIP to perform scene understanding. A powerful LLM is used to predict the probable location based on commonsense knowledge. Here we use GPT-4.

Table 1: Comparison between different open-vocabulary models on object navigation. * indicates using only the center pixel as a representative target for navigation.

Detector	Segmentor	Backbone	Caffe		Restaurant		Nursing House		Average	
			SR	SPL	SR	SPL	SR	SPL	SR	SPL
CLIP-Patch [44]	-	ViT-B/32	0.42	0.29	0.29	0.22	0.09	0.09	0.27	0.20
CLIP-Patch* [44]	-	ViT-B/32	0.41	0.08	0.14	0.01	0.03	0.03	0.19	0.04
CLIP-Grad [44]	-	ViT-B/32	0.47	0.37	0.29	0.12	0.16	0.12	0.31	0.20
CLIP-Grad* [44]	-	ViT-B/32	0.47	0.11	0.07	0.01	0.09	0.06	0.21	0.06
-	MDETR [28]	EfficientNet-B3	0.47	0.08	0.14	0.03	0.14	0.03	0.25	0.05
GLIP [32]	-	Swin-T	0.63	0.43	0.29	0.19	0.06	0.02	0.33	0.16
GLIP [32]	-	Swin-L	0.47	0.15	0.21	0.10	0.09	0.03	0.26	0.09
GLIP [32]	SAM [29]	Swin-T	0.53	0.24	0.29	0.19	0.09	0.06	0.30	0.16
Grounding DINO [35]	-	Swin-T	0.42	0.22	0.29	0.11	0.19	0.14	0.30	0.16
Grounding DINO [35]	-	Swin-B	0.53	0.18	0.21	0.05	0.16	0.11	0.30	0.12
Grounding DINO [35]	SAM [29]	Swin-T	0.63	0.21	0.21	0.04	0.19	0.13	0.34	0.13

5.2 Results and Analysis

Comparison between different open-vocabulary models. We compare the zero-shot generalization of different pre-trained vision-and-language models as shown in Table 1. Here we use frontier-based exploration (FBE) as the policy. For a fixed deployment based on CLIP, we ablate over different choices of CLIP-Patch (CLIP with $k = 9$ patches), CLIP-Grad (CLIP with gradient relevance), MDETR (MDETR segmentation model) mentioned in [20]. Overall, GLIP and Grounding DINO performs much better than CLIP-based methods on SR. Without an additional segmentation model, GLIP with a Swin-tiny backbone achieves the best results on average. However, it performs worse in the nursing house, indicating that our scenes vary greatly. SAM is an excellent model in segmentation, thus we use it to generate fine-grained segmentation results. Surprisingly, when equipping GLIP with SAM, the performance becomes worse. Since SAM relies on the detected results, we hypothesize that there is much noise in these results. Even though SAM can improve Grounding DINO, it is time-consuming and not suitable for realistic navigation.

Comparison between different commonsense knowledge. We choose GLIP with Swin-tiny backbone and FBE policy as the baseline for time efficiency and effectiveness. As shown in Table 2, utilizing LLM to incorporate commonsense knowledge of room information gets better results than object information. We hypothesize that it is hard for LLMs to figure out the relationship between two objects since most objects are unrelated in the real world. When using commonsense knowledge for both room and object, the agent achieves the best results. GPT-4 performs better than other LLMs, and ChatGPT is the second best. We also use the convex optimization ADMM [7] to find a solution as in [63], which performs worse than the one-hot constraint.

Comparison of instruction parsing. There are three tasks in our benchmark that use long instructions. Simple indicates goal-conditioned navigation given simple instructions, Reasoning represents

Table 2: Comparison between models equipped with commonsense knowledge from different LLMs.

			Caffe		Restaurant		Nursing House		Average	
LLM	Knowledge	ADMM	SR	SPL	SR	SPL	SR	SPL	SR	SPL
Vicuna-7B [11]	Both	✗	0.58	0.42	0.36	0.27	0.09	0.06	0.34	0.25
Vicuna-13B [11]	Both	✗	0.42	0.24	0.36	0.16	0.13	0.03	0.30	0.15
Claude [4]	Both	✗	0.47	0.28	0.36	0.28	0.06	0.03	0.30	0.20
ChatGPT [40]	Object	✗	0.42	0.26	0.14	0.10	0.13	0.03	0.23	0.13
ChatGPT [40]	Room	✗	0.63	0.32	0.14	0.10	0.06	0.03	0.28	0.15
ChatGPT [40]	Both	✗	0.63	0.40	0.21	0.12	0.13	0.04	0.32	0.19
GPT-4 [39]	Object	✗	0.53	0.30	0.29	0.23	0.09	0.03	0.30	0.19
GPT-4 [39]	Object	✓	0.47	0.34	0.21	0.14	0.06	0.02	0.25	0.17
GPT-4 [39]	Room	✗	0.53	0.31	0.36	0.21	0.13	0.02	0.34	0.18
GPT-4 [39]	Room	✓	0.53	0.31	0.36	0.23	0.13	0.05	0.34	0.20
GPT-4 [39]	Both	✗	0.68	0.34	0.43	0.30	0.16	0.05	0.42	0.23
GPT-4 [39]	Both	✓	0.53	0.33	0.36	0.23	0.19	0.08	0.36	0.21

Table 3: Comparisons of using different LLMs to parse instructions in three tasks.

		Caffe		Restaurant		Nursing House		Average	
Task	LLM	SR	SPL	SR	SPL	SR	SPL	SR	SPL
Simple	Vicuna-7B [11]	0.63	0.33	0.29	0.23	0.11	0.04	0.34	0.20
	Vicuna-13B [11]	0.59	0.31	0.27	0.17	0.09	0.03	0.32	0.17
	ChatGPT [40]	0.59	0.32	0.29	0.19	0.10	0.04	0.33	0.19
Reasoning	Vicuna-13B [11]	0.73	0.40	0.41	0.34	0.35	0.25	0.50	0.33
	ChatGPT [40]	0.76	0.38	0.45	0.32	0.33	0.23	0.51	0.31
	GPT-4 [39]	0.80	0.44	0.41	0.34	0.33	0.19	0.51	0.32
Step-by-step	ChatGPT [40]	0.52	0.24	0.50	0.23	0.22	0.14	0.41	0.20

completing abstract instructions, and Step-by-step indicates step-by-step instruction following. We use different LLMs to parse the input instructions, and results are shown in Table 3. In the task of goal-conditioned navigation given a simple instruction, Vicuna-7B performs best. We hypothesize that this task is simple and most LLMs can solve it effectively. In the task of completing abstract instruction, GPT-4 performs better than ChatGPT, while Vicuna-13B shows comparable performance.

6 Conclusion

In this work, we create a multi-task benchmark MO-VLN for open-set zero-shot vision-and-language navigation. We first build a more realistic simulator based on Unreal Engine 5, covering three scenes, i.e., cafe, restaurant, and nursing house. We utilize powerful LLM to generate and self-refine different types of free-form instructions. Besides, we combine popular open-vocabulary models and LLMs to implement baselines on our benchmark, containing four large language models (i.e., Vicuna, Claude, ChatGPT, GPT-4), five open-vocabulary models (i.e., CLIP, MDETR, GLIP, Grounding DINO, SAM), and four exploration strategies (i.e., FBE and commonsense knowledge for objects, rooms, and both). Experiments demonstrate the zero-shot ability of these foundation models, and our benchmark is still challenging.

References

- [1] J.-B. Alayrac, J. Donahue, P. Luc, A. Miech, I. Barr, Y. Hasson, K. Lenc, A. Mensch, K. Millican, M. Reynolds, et al. Flamingo: a visual language model for few-shot learning. *Advances in Neural Information Processing Systems*, 35:23716–23736, 2022.
- [2] D. An, Y. Qi, Y. Li, Y. Huang, L. Wang, T. Tan, and J. Shao. Bevbort: Topo-metric map pre-training for language-guided navigation. *arXiv preprint arXiv:2212.04385*, 2022.

- [3] P. Anderson, Q. Wu, D. Teney, J. Bruce, M. Johnson, N. Sünderhauf, I. Reid, S. Gould, and A. Van Den Hengel. Vision-and-language navigation: Interpreting visually-grounded navigation instructions in real environments. In *Proceedings of the IEEE conference on computer vision and pattern recognition*, pages 3674–3683, 2018.
- [4] Y. Bai, S. Kadavath, S. Kundu, A. Askill, J. Kernion, A. Jones, A. Chen, A. Goldie, A. Mirhoseini, C. McKinnon, et al. Constitutional ai: Harmlessness from ai feedback. *arXiv preprint arXiv:2212.08073*, 2022.
- [5] D. Batra, A. Gokaslan, A. Kembhavi, O. Maksymets, R. Mottaghi, M. Savva, A. Toshev, and E. Wijmans. Objectnav revisited: On evaluation of embodied agents navigating to objects. *arXiv preprint arXiv:2006.13171*, 2020.
- [6] C. Beattie, J. Z. Leibo, D. Teplyaev, T. Ward, M. Wainwright, H. Küttler, A. Lefrancq, S. Green, V. Valdés, A. Sadik, et al. Deepmind lab. *arXiv preprint arXiv:1612.03801*, 2016.
- [7] S. Boyd, N. Parikh, E. Chu, B. Peleato, J. Eckstein, et al. Distributed optimization and statistical learning via the alternating direction method of multipliers. *Foundations and Trends® in Machine learning*, 3(1):1–122, 2011.
- [8] D. S. Chaplot, D. Gandhi, S. Gupta, A. Gupta, and R. Salakhutdinov. Learning to explore using active neural slam. *arXiv preprint arXiv:2004.05155*, 2020.
- [9] D. S. Chaplot, D. P. Gandhi, A. Gupta, and R. R. Salakhutdinov. Object goal navigation using goal-oriented semantic exploration. *Advances in Neural Information Processing Systems*, 33:4247–4258, 2020.
- [10] H. Chen, A. Suhr, D. Misra, N. Snively, and Y. Artzi. Touchdown: Natural language navigation and spatial reasoning in visual street environments. In *Proceedings of the IEEE/CVF Conference on Computer Vision and Pattern Recognition*, pages 12538–12547, 2019.
- [11] W.-L. Chiang, Z. Li, Z. Lin, Y. Sheng, Z. Wu, H. Zhang, L. Zheng, S. Zhuang, Y. Zhuang, J. E. Gonzalez, I. Stoica, and E. P. Xing. Vicuna: An open-source chatbot impressing gpt-4 with 90%* chatgpt quality, March 2023.
- [12] A. Chowdhery, S. Narang, J. Devlin, M. Bosma, G. Mishra, A. Roberts, P. Barham, H. W. Chung, C. Sutton, S. Gehrmann, et al. Palm: Scaling language modeling with pathways. *arXiv preprint arXiv:2204.02311*, 2022.
- [13] Z. Deng, K. Narasimhan, and O. Russakovsky. Evolving graphical planner: Contextual global planning for vision-and-language navigation. *Advances in Neural Information Processing Systems*, 33:20660–20672, 2020.
- [14] V. S. Dorbala, J. F. Mullen Jr, and D. Manocha. Can an embodied agent find your" cat-shaped mug"? llm-based zero-shot object navigation. *arXiv preprint arXiv:2303.03480*, 2023.
- [15] V. S. Dorbala, G. Sigurdsson, R. Piramuthu, J. Thomason, and G. S. Sukhatme. Clip-nav: Using clip for zero-shot vision-and-language navigation. *arXiv preprint arXiv:2211.16649*, 2022.
- [16] Z. Du, Y. Qian, X. Liu, M. Ding, J. Qiu, Z. Yang, and J. Tang. GLM: General language model pretraining with autoregressive blank infilling. In *Proceedings of the 60th Annual Meeting of the Association for Computational Linguistics (Volume 1: Long Papers)*, pages 320–335, Dublin, Ireland, May 2022. Association for Computational Linguistics.
- [17] J. Duan, S. Yu, H. L. Tan, H. Zhu, and C. Tan. A survey of embodied ai: From simulators to research tasks. *IEEE Transactions on Emerging Topics in Computational Intelligence*, 6(2):230–244, 2022.
- [18] A. Eftekhar, A. Sax, J. Malik, and A. Zamir. Omnidata: A scalable pipeline for making multi-task mid-level vision datasets from 3d scans. In *Proceedings of the IEEE/CVF International Conference on Computer Vision*, pages 10786–10796, 2021.
- [19] T.-J. Fu, X. E. Wang, M. F. Peterson, S. T. Grafton, M. P. Eckstein, and W. Y. Wang. Counterfactual vision-and-language navigation via adversarial path sampler. In *Computer Vision—ECCV 2020: 16th European Conference, Glasgow, UK, August 23–28, 2020, Proceedings, Part VI 16*, pages 71–86. Springer, 2020.
- [20] S. Y. Gadre, M. Wortsman, G. Ilharco, L. Schmidt, and S. Song. Cows on pasture: Baselines and benchmarks for language-driven zero-shot object navigation. In *Proceedings of the IEEE/CVF Conference on Computer Vision and Pattern Recognition*, pages 23171–23181, 2023.
- [21] C. Gan, J. Schwartz, S. Alter, D. Mrowca, M. Schrimpf, J. Traer, J. De Freitas, J. Kubilius, A. Bhandwaldar, N. Haber, et al. Threedworld: A platform for interactive multi-modal physical simulation. *arXiv preprint arXiv:2007.04954*, 2020.
- [22] X. Gao, R. Gong, T. Shu, X. Xie, S. Wang, and S.-C. Zhu. Vrkitchen: an interactive 3d virtual environment for task-oriented learning. *arXiv preprint arXiv:1903.05757*, 2019.

- [23] X. Geng, A. Gudibande, H. Liu, E. Wallace, P. Abbeel, S. Levine, and D. Song. Koala: A dialogue model for academic research. Blog post, April 2023.
- [24] T. Gervet, S. Chintala, D. Batra, J. Malik, and D. S. Chaplot. Navigating to objects in the real world. *arXiv preprint arXiv:2212.00922*, 2022.
- [25] W. Hao, C. Li, X. Li, L. Carin, and J. Gao. Towards learning a generic agent for vision-and-language navigation via pre-training. In *Proceedings of the IEEE/CVF Conference on Computer Vision and Pattern Recognition*, pages 13137–13146, 2020.
- [26] Y. Hong, C. Rodriguez, Y. Qi, Q. Wu, and S. Gould. Language and visual entity relationship graph for agent navigation. *Advances in Neural Information Processing Systems*, 33:7685–7696, 2020.
- [27] Y. Hong, Z. Wang, Q. Wu, and S. Gould. Bridging the gap between learning in discrete and continuous environments for vision-and-language navigation. In *Proceedings of the IEEE/CVF Conference on Computer Vision and Pattern Recognition*, pages 15439–15449, 2022.
- [28] A. Kamath, M. Singh, Y. LeCun, G. Synnaeve, I. Misra, and N. Carion. Mdetr-modulated detection for end-to-end multi-modal understanding. In *Proceedings of the IEEE/CVF International Conference on Computer Vision*, pages 1780–1790, 2021.
- [29] A. Kirillov, E. Mintun, N. Ravi, H. Mao, C. Rolland, L. Gustafson, T. Xiao, S. Whitehead, A. C. Berg, W.-Y. Lo, et al. Segment anything. *arXiv preprint arXiv:2304.02643*, 2023.
- [30] J. Krantz, A. Gokaslan, D. Batra, S. Lee, and O. Maksymets. Waypoint models for instruction-guided navigation in continuous environments. In *Proceedings of the IEEE/CVF International Conference on Computer Vision*, pages 15162–15171, 2021.
- [31] J. Krantz, E. Wijmans, A. Majumdar, D. Batra, and S. Lee. Beyond the nav-graph: Vision-and-language navigation in continuous environments. In *Computer Vision–ECCV 2020: 16th European Conference, Glasgow, UK, August 23–28, 2020, Proceedings, Part XXVIII 16*, pages 104–120. Springer, 2020.
- [32] L. H. Li, P. Zhang, H. Zhang, J. Yang, C. Li, Y. Zhong, L. Wang, L. Yuan, L. Zhang, J.-N. Hwang, et al. Grounded language-image pre-training. In *Proceedings of the IEEE/CVF Conference on Computer Vision and Pattern Recognition*, pages 10965–10975, 2022.
- [33] X. Liang, F. Zhu, L. Li, H. Xu, and X. Liang. Visual-language navigation pretraining via prompt-based environmental self-exploration. *arXiv preprint arXiv:2203.04006*, 2022.
- [34] X. Liang, F. Zhu, Y. Zhu, B. Lin, B. Wang, and X. Liang. Contrastive instruction-trajectory learning for vision-language navigation. In *Proceedings of the AAAI Conference on Artificial Intelligence*, volume 36, pages 1592–1600, 2022.
- [35] S. Liu, Z. Zeng, T. Ren, F. Li, H. Zhang, J. Yang, C. Li, J. Yang, H. Su, J. Zhu, et al. Grounding dino: Marrying dino with grounded pre-training for open-set object detection. *arXiv preprint arXiv:2303.05499*, 2023.
- [36] C.-Y. Ma, J. Lu, Z. Wu, G. AlRegib, Z. Kira, R. Socher, and C. Xiong. Self-monitoring navigation agent via auxiliary progress estimation. *arXiv preprint arXiv:1901.03035*, 2019.
- [37] C.-Y. Ma, Z. Wu, G. AlRegib, C. Xiong, and Z. Kira. The regretful agent: Heuristic-aided navigation through progress estimation. In *Proceedings of the IEEE/CVF conference on Computer Vision and Pattern Recognition*, pages 6732–6740, 2019.
- [38] A. Madaan, N. Tandon, P. Gupta, S. Hallinan, L. Gao, S. Wiegrefe, U. Alon, N. Dziri, S. Prabhume, Y. Yang, et al. Self-refine: Iterative refinement with self-feedback. *arXiv preprint arXiv:2303.17651*, 2023.
- [39] OpenAI. Gpt-4 technical report. *ArXiv*, abs/2303.08774, 2023.
- [40] L. Ouyang, J. Wu, X. Jiang, D. Almeida, C. Wainwright, P. Mishkin, C. Zhang, S. Agarwal, K. Slama, A. Ray, et al. Training language models to follow instructions with human feedback. *Advances in Neural Information Processing Systems*, 35:27730–27744, 2022.
- [41] D. Paul, M. Ismayilzada, M. Peyrard, B. Borges, A. Bosselut, R. West, and B. Faltings. Refiner: Reasoning feedback on intermediate representations. *arXiv preprint arXiv:2304.01904*, 2023.
- [42] X. Puig, K. Ra, M. Boben, J. Li, T. Wang, S. Fidler, and A. Torralba. Virtualhome: Simulating household activities via programs. In *Proceedings of the IEEE Conference on Computer Vision and Pattern Recognition*, pages 8494–8502, 2018.
- [43] Y. Qi, Q. Wu, P. Anderson, X. Wang, W. Y. Wang, C. Shen, and A. v. d. Hengel. Reverie: Remote embodied visual referring expression in real indoor environments. In *Proceedings of the IEEE/CVF Conference on Computer Vision and Pattern Recognition*, pages 9982–9991, 2020.
- [44] A. Radford, J. W. Kim, C. Hallacy, A. Ramesh, G. Goh, S. Agarwal, G. Sastry, A. Askell, P. Mishkin, J. Clark, et al. Learning transferable visual models from natural language supervision. In *International conference on machine learning*, pages 8748–8763. PMLR, 2021.

- [45] S. K. Ramakrishnan, D. S. Chaplot, Z. Al-Halah, J. Malik, and K. Grauman. Poni: Potential functions for objectgoal navigation with interaction-free learning. In *Proceedings of the IEEE/CVF Conference on Computer Vision and Pattern Recognition*, pages 18890–18900, 2022.
- [46] S. Raychaudhuri, S. Wani, S. Patel, U. Jain, and A. X. Chang. Language-aligned waypoint (law) supervision for vision-and-language navigation in continuous environments. *arXiv preprint arXiv:2109.15207*, 2021.
- [47] M. Savva, A. Kadian, O. Maksymets, Y. Zhao, E. Wijmans, B. Jain, J. Straub, J. Liu, V. Koltun, J. Malik, et al. Habitat: A platform for embodied ai research. In *Proceedings of the IEEE/CVF international conference on computer vision*, pages 9339–9347, 2019.
- [48] N. Shinn, B. Labash, and A. Gopinath. Reflexion: an autonomous agent with dynamic memory and self-reflection. *arXiv preprint arXiv:2303.11366*, 2023.
- [49] H. Tan, L. Yu, and M. Bansal. Learning to navigate unseen environments: Back translation with environmental dropout. *arXiv preprint arXiv:1904.04195*, 2019.
- [50] R. Taori, I. Gulrajani, T. Zhang, Y. Dubois, X. Li, C. Guestrin, P. Liang, and T. B. Hashimoto. Stanford alpaca: An instruction-following llama model. https://github.com/tatsu-lab/stanford_alpaca, 2023.
- [51] J. Thomason, M. Murray, M. Cakmak, and L. Zettlemoyer. Vision-and-dialog navigation. In *Conference on Robot Learning*, pages 394–406. PMLR, 2020.
- [52] H. Touvron, T. Lavril, G. Izacard, X. Martinet, M.-A. Lachaux, T. Lacroix, B. Rozière, N. Goyal, E. Hambro, F. Azhar, et al. Llama: Open and efficient foundation language models. *arXiv preprint arXiv:2302.13971*, 2023.
- [53] X. Wang, J. Wei, D. Schuurmans, Q. Le, E. Chi, S. Narang, A. Chowdhery, and D. Zhou. Self-consistency improves chain of thought reasoning in language models, 2023.
- [54] J. Wei, X. Wang, D. Schuurmans, M. Bosma, B. Ichter, F. Xia, E. Chi, Q. Le, and D. Zhou. Chain-of-thought prompting elicits reasoning in large language models, 2023.
- [55] E. Wijmans, A. Kadian, A. Morcos, S. Lee, I. Essa, D. Parikh, M. Savva, and D. Batra. Dd-ppo: Learning near-perfect pointgoal navigators from 2.5 billion frames. *arXiv preprint arXiv:1911.00357*, 2019.
- [56] F. Xia, W. B. Shen, C. Li, P. Kasimbeg, M. E. Tchapmi, A. Toshev, R. Martín-Martín, and S. Savarese. Interactive gibbon benchmark: A benchmark for interactive navigation in cluttered environments. *IEEE Robotics and Automation Letters*, 5(2):713–720, 2020.
- [57] F. Xiang, Y. Qin, K. Mo, Y. Xia, H. Zhu, F. Liu, M. Liu, H. Jiang, Y. Yuan, H. Wang, et al. Sapien: A simulated part-based interactive environment. In *Proceedings of the IEEE/CVF Conference on Computer Vision and Pattern Recognition*, pages 11097–11107, 2020.
- [58] B. Yamauchi. A frontier-based approach for autonomous exploration. In *Proceedings 1997 IEEE International Symposium on Computational Intelligence in Robotics and Automation CIRA'97: Towards New Computational Principles for Robotics and Automation*, pages 146–151. IEEE, 1997.
- [59] C. Yan, D. Misra, A. Bennet, A. Walsman, Y. Bisk, and Y. Artzi. Chalet: Cornell house agent learning environment. *arXiv preprint arXiv:1801.07357*, 2018.
- [60] S. Yao, D. Yu, J. Zhao, I. Shafran, T. L. Griffiths, Y. Cao, and K. Narasimhan. Tree of thoughts: Deliberate problem solving with large language models, 2023.
- [61] S. Yao, J. Zhao, D. Yu, N. Du, I. Shafran, K. Narasimhan, and Y. Cao. React: Synergizing reasoning and acting in language models. *arXiv preprint arXiv:2210.03629*, 2022.
- [62] J. Ye, D. Batra, E. Wijmans, and A. Das. Auxiliary tasks speed up learning point goal navigation. In *Conference on Robot Learning*, pages 498–516. PMLR, 2021.
- [63] K. Zhou, K. Zheng, C. Pryor, Y. Shen, H. Jin, L. Getoor, and X. E. Wang. Esc: Exploration with soft commonsense constraints for zero-shot object navigation. *arXiv preprint arXiv:2301.13166*, 2023.
- [64] F. Zhu, X. Liang, Y. Zhu, Q. Yu, X. Chang, and X. Liang. Soon: Scenario oriented object navigation with graph-based exploration. In *Proceedings of the IEEE/CVF Conference on Computer Vision and Pattern Recognition*, pages 12689–12699, 2021.

A Simulator

A.1 Image Modalities




Figure 8: Examples of image modalities in our simulator: (a) RGB image from head camera; (b) depth image from head camera; (c) semantic segmentation mask from head camera; (d) RGB image from chest camera; (e) RGB image from waist camera; (f) depth image from waist camera.

Different image modalities from different cameras are shown in Figure 8. There are three image modalities in the scene, including RGB, depth, and semantic segmentation. Some humanoid agents have three cameras on the head, chest, and waist, respectively.

B Prompt Details

B.1 Prompts for Data Collection

We have to generate instructions for three tasks: goal-conditioned navigation given a simple instruction, completing abstract instruction, and step-by-step instruction following. We detail prompts for different tasks during data collection in the following.

B.1.1 Goal-conditioned navigation given a simple instruction

As the navigator of a walking robot, your task is to provide clear instructions for it to find specific objects.
When I tell you the name of the item that the robot needs to go to, please output a command to the robot.
For example:
when I say "Bread", you should say "Get close to a loaf of bread", "Find a loaf of bread", "Go to a loaf of bread";
when I say "Teacup", you should say "Please go to find a teacup", "Get to a teacup", "Robot, please find a teacup";
when I say "Drinking Machine", you should say "Seek out a drinking machine in your vicinity", "Get near to a drinking machine nearby", "Navigate towards a drinking machine";

when I say "Glass", you should say "Robot, help me to find a glass", "Make your way to the glass I referred to", "Navigate to a glass nearby";

Please adhere to the following guidelines:

1. Avoid using phrases such as "for example", "I can say", "or", and "and";
2. Only provide clear instructions, and additional inquiries are not allowed;
3. Do not refer to any specific location, such as a kitchen or drawing room;
4. Only mention the provided items and avoid mentioning any other objects;
5. Avoid explicitly stating where the robot should retrieve an object from;
6. Use simple language when providing instructions.

Remember, when giving instructions, make sure they are clear enough for the robot to understand which object it needs to go to. The instructions should only require the robot to find and walk toward that specific object. Avoid mentioning any additional requirements beyond walking.

So, give the robot 10 instructions about {Object}:

B.1.2 Completing abstract instruction

As the navigator of a walking robot, your task is to provide clear instructions for it to find specific objects.

When I tell you the name of the item that the robot needs to go to, please output a command to the robot.

For example:

when I say "bread", you should say: "I'm hungry and want something to eat.", "I just got off work and haven't eaten yet. Find me something to eat".

Please adhere to the following guidelines:

1. Avoid using phrases such as "for example", "I can say", "or", and "and";
2. Only provide instructions; additional inquiries are not allowed;
3. Do not refer to any specific location, such as a kitchen or drawing room;
4. Only mention the provided items and avoid mentioning any other objects.
5. Avoid explicitly stating where the robot should retrieve an object from.
6. Use less direct expressions

Remember, when giving instructions, make sure they never mention the name of the given object. The instructions should only require the robot to find and walk toward that specific object. Avoid mentioning any additional requirements beyond walking. And NEVER DIRECTLY reference to the name I give.

For example:

I say "Banana", You can say: "Feeling a bit low on energy. Could you fetch something to pick me up?", "Find me something I can eat on the go, without needing a plate or utensils", "Just got back from my run. I want to use a quick natural energy booster", "Find me a snack that's a good source of natural sugars";

I say "Blood pressure monitor", You can say: "I've been feeling a bit light-headed lately. I need to check something important", "I think it's time for a quick health check, but nothing too invasive", "I've been feeling a bit odd lately, and want to use something to check my wellness".

So, give the robot 1 instruction about {Object}:

B.1.3 Step-by-step instruction following

Imagine that you are someone who is good at expressing needs. Now, you need to command a robot to follow a certain path and reach a specific object. Remember the following rules:

1. Use everyday expressions as much as possible;
2. Keep your words as simple as possible, don't get too complicated, and focus on the key objects;
3. Do not use expressions like "position 0" to distinguish;

4. Only provide clear instructions; additional inquiries are not allowed;
 5. Only mention the items that have been provided and avoid mentioning any other objects;
 6. Remember, you can output a command with up to 80 words;
 7. Don't concatenate landmarks with verbs that contain location information. Only use verbs like "go to" and "find".
 This is the path that you need to command the robot to walk through, recording the name of the nearest object at intervals:
 Target name: {Target}
 Things around every point of the trajectory: {Object1}, {Object2}, {Object3}.
 Now, based on the information above, you need to clearly describe the trajectory given to a navigation robot so that it can follow the path after understanding your description.
 Describe the important information and summarize it into a paragraph of 80 words or less.
 Now, give your instructions directly.

For this task, we define two types of instructions: instructions providing only landmarks and goals, and instructions providing additional movement sequences. When generating instructions providing additional movement sequences, we provide the movement sequences in the prompt as follows: Actions that the robot should take at each point: {Action1}, {Action2}, {Action3}, ...

B.2 Prompts for Instruction Parsing

We design different prompts for decoding instructions as follows.

B.2.1 Goal-conditioned navigation given a simple instruction

Imagine that you are a very intelligent service robot.
 You receive an instruction from the user: {Instruction}
 You need to figure out what object the user needs, and then output it. Remember, answer in a short statement, because you can only choose one item.
 Your output is:

B.2.2 Completing abstract instruction

Imagine that you are a very intelligent service robot.
 You will receive an instruction from the user, and the only things you can provide to the user are listed as below {Option1, Option2, ...}.
 The instruction you have just received is {Instruction}.
 You need to choose the item you can provide that best fits the user's needs. Remember, answer in a short statement, because you can only choose one item.

B.2.3 Step-by-step instruction following

Given an instruction, you need to extract the landmarks in the instruction and sort them in the order in which they appear in the realistic navigation (not in the order they appear in the instruction).
 Requirement 1: Extract all landmarks in the instruction.
 Requirement 2: Do not generate landmarks that are not in the instruction.
 Requirement 3: Print the landmarks in sequence.
 Requirement 4: Don't put anything other than a landmark on the landmark line.
 For example:
 Instruction: First, start at the Curtain, then walk along until you see the Plants, and continue heading straight. When you reach the Fridge, take a slight turn towards the right, and just a bit beyond it, you should see the Monitor.
 Landmarks: 1. Curtain; 2. Plants; 3. Fridge; 4. Monitor.

Now, you are given an Instruction: {Instruction}
Landmarks:

B.3 Prompts for Commonsense Knowledge

Imagine that there are some objects inside a {Scene}. You do not know the location of them. Can you give the scores of likelihood to find a {Object} inside / nearby {List}? You should guess the scores of likelihood on a scale of 0.0-1.0 to find the goal. Remember that the scores of likelihood should be based on commonsense knowledge. You should perform a simple analysis of the given object and the objects present in the scene. You need to give the scores of likelihood in a list based on the above analysis about this {Scene}. Remember that the list should be in the same order as the object list, and you should use "[]" to wrap the list.

C Self-refinement

- Bring me a little touch of nature that can thrive under indoor care and brighten up the space. (BEFORE: plants, plant, fruit, cloth; AFTER: plants, plant)
- It's been a tough day, could you find me something to support me while moving around? (BEFORE: chair, wheelchair, armrest, table; AFTER: chair, wheelchair, armrest)
- Help me find something to neatly pour hot water. (BEFORE: pot, table, teapot; AFTER: pot, teapot)
- After a long day, it's time to wind down and find a place to rest my eyes. (BEFORE: curtain, chair, sofa, books, bed; AFTER: curtain, chair, sofa, bed)
- I'm in the mood to choose an outfit; find me an area where I can store clothes neatly. (BEFORE: closet, cloth; AFTER: closet)

Using LLMs to assess the viability of their own predictions is becoming an increasingly important procedure in problem-solving [48, 38, 41, 60]. In the task of completing abstract instruction, GPT-4 [39] outputs possible objects for each instruction. Then we use GPT-4 to self-refine its output. In the above examples, the content inside the brackets represents the desired objects. BEFORE indicates outputs without self-refinement, while AFTER represents outputs with self-refinement. We can conclude that self-refinement improves the initial generation.

D Instruction Samples

We provide some generated instructions for different tasks.

D.1 Goal-conditioned navigation given a simple instruction

- Locate the nearest monitor.
- Robot, move towards the knife.
- Approach the chess set nearby.
- Walk towards a closet in your vicinity.
- Seek out any visible book in the area.
- Please locate and walk to the desired medicine container.
- Make your way to the nearest table.

- Seek out an emergency kit in your proximity.
- Look for a plant and make your way towards it.
- Proceed to the nearest bed in the area.

D.2 Completing abstract instruction

- I'm thinking about doing some screen-based work, find me a device that will help me with that.
- I'm about to make a sandwich and need a helpful utensil to get the job done efficiently.
- Feeling inspired to make a cozy, warm meal for tonight. Could you fetch me the key vessel we'll be using to cook it in?
- In the mood for some strategic fun, can you locate a board game with elegant pieces engraved with squares on it?
- Find me a place where I can enjoy my meal more comfortably.
- Locate a snack that contains vitamins and is both sweet and refreshing.
- It's getting a bit chilly, could you find me something cozy to wear?
- I'm in need of something designed to hold a warm beverage for brewing.
- I've been on my feet all day, and now I ought to locate a cozy spot to recharge.
- Feeling a tad warm, could you look for something that keeps food and drinks chilled?

D.3 Step-by-step instruction following

- Robot, please start by heading towards the teapot. As you continue, you will pass by a drinking machine multiple times. After that, you'll see an alcoholic drink in the area. Keep going until you find a cake. Make sure you follow the cakes - there will be a few. Your final destination is the tongs. Keep following this path, and you'll reach the tongs. Remember, the keynote of our journey is teapot, drinking machines, alcoholic drink, cakes, and then tongs. Good luck!
- Robot, I need you to follow this path to reach the Tongs. Begin by moving forward towards the Teapot, continue going straight, passing the Drinking Machine and Alcoholic Drink. Keep moving forward until you reach the Cake and then take a slight left. Proceed forward next to more Cakes, then take a right turn as you keep forward. After that final turn, you will see the Tongs in front of you. Please stop upon reaching the Tongs.
- Robot, please move forward along this trajectory. As you proceed, you will first notice a monitor nearby. Keep going straight and focus on your path. Then, after approaching the plants, immediately stop. That is your final destination, which we referred to as Plants. Remember to take actions such as Forward and STOP only when necessary. Good luck on your journey!
- Hey robot, first, I need you to move forward and head towards the door. Make sure they're on your side. Continue along the path, and you'll eventually reach our desired target - the drinks. Keep focused, nice, and simple - locate the door, then finally the drinks.

E Human Scoring

We sample 60 instructions generated by different LLMs and ask 100 people to rate their plausibility. As shown in Table 4, GPT-4 [39] performs best overall. For the simple task, Chatglm-6b [16] performs as well as GPT-4.

Table 4: Humans score LLMs on a scale of 0~10. M represents movement sequences. AVG indicates the average score.

	Simple	Reasoning	Step-by-step w/o M	Step-by-step w/ M	AVG
GPT-4 [39]	9.80	8.94	9.63	9.36	9.43
Claude-v1 [4]	8.26	8.39	8.06	9.12	8.46
ChatGPT [40]	8.49	8.60	8.00	8.08	8.29
Vicuna-13b [11]	8.57	7.42	6.80	7.40	7.55
Vicuna-7b [11]	8.26	7.10	7.89	6.60	7.46
Koala-13b [23]	8.57	7.30	6.30	6.44	7.15
Chatglm-6b [16]	9.80	6.10	5.50	5.85	6.81
Fschat-t5-3b [11]	9.10	5.53	4.30	5.33	6.07
Alpaca-13b [50]	8.50	4.84	4.84	5.84	6.01
LLaMA-13b [52]	4.61	4.66	2.71	5.77	4.44
AVG	8.40	6.89	6.40	6.98	-

F Implementation Details

Our methods are implemented on 1 Nvidia V100 GPU(32GB) and Intel Xeon Platinum 8168 CPU(2.70GHz).

G Limitations

The major limitation of the proposed simulator is that it focuses on indoor navigation. We plan to provide more scenes including both indoor and outdoor scenes in the future. Our simulator does not involve object manipulation currently, thus we will also incorporate object manipulation in the future.

H License

The simulator is published under CC BY-NC-SA 4.0 license, which means everyone can use this dataset for non-commercial research purposes.