

# Achilles' Heels: Vulnerable Record Identification in Synthetic Data Publishing

Matthieu Meeus\*, Florent Guepin\*, Ana-Maria Crețu, and Yves-Alexandre de Montjoye

*Department of Computing and Data Science Institute, Imperial College London, London, United Kingdom*

*{m.meeus22, florent.guepin20, a.cretu, deMontjoye}@imperial.ac.uk*

June 21, 2023

## Abstract

Synthetic data is seen as the most promising solution to share individual-level data while preserving privacy. Shadow modeling-based membership inference attacks (MIAs) have become the standard approach to evaluate the privacy risk of synthetic data. While very effective, they require a large number of datasets to be created and models trained to evaluate the risk posed by a single record. The privacy risk of a dataset is thus currently evaluated by running MIAs on a handful of records selected using ad-hoc methods. We here propose what is, to the best of our knowledge, the first principled vulnerable record identification technique for synthetic data publishing, leveraging the distance to a record's closest neighbors. We show our method to strongly outperform previous ad-hoc methods across datasets and generators. We also show evidence of our method to be robust to the choice of MIA and to specific choice of parameters. Finally, we show it to accurately identify vulnerable records when synthetic data generators are made differentially private. The choice of vulnerable records is as important as more accurate MIAs when evaluating the privacy of synthetic data releases, including from a legal perspective. We here propose a simple yet highly effective method to do so. We hope our method will enable practitioners to better estimate the risk posed by synthetic data publishing and researchers to fairly compare ever improving MIAs on synthetic data.

## 1 Introduction

There is increased demand from businesses, governments, and researchers to make data widely available to support research and innovation [3]. Data indeed supports decision making, research, and is essential to development of artificial intelligence (AI) models. Data, however, most often relates directly or indirectly to individuals, raising privacy concerns.

Synthetic data is seen as the most promising solution to share individual-level data while preserving privacy. Synthetic data is generated by sampling new data values from a statistical model whose parameters are computed from the original, private data. A large range of techniques have

---

\*These authors contributed equally to this work.

been proposed to generate synthetic data [41, 26, 36]. Synthetic data, if truly privacy-preserving, can be shared and used freely as it no longer falls under the scope of data protection legislation such as the European Union’s General Data Protection Regulation or California’s CCPA. Consequently, synthetic data has garnered significant interest from statistical offices [4], health care agencies [13], and the financial sector [3].

Ensuring that synthetic data preserves privacy is, however, difficult. On the one hand, while the statistical model aggregates the original data, it is well known that aggregation alone is not sufficient to preserve privacy [9, 28]. On the other hand, ensuring that synthetic data generation models achieve formal privacy guarantees is difficult and comes at a cost in utility [2, 33].

Membership inference attacks (MIA) are a key tool to evaluate the privacy guarantees offered by synthetic data generation models, differentially private or not, in practice [19]. If successful, an MIA is able to infer that a particular record was part of the original data used to train the synthetic data generation model. Increasingly advanced MIA attacks have been proposed against synthetic data [33, 19]. They are run on a per-record basis, instantiating an attacker that aims to distinguish between two worlds: (1) a world in which the synthetic dataset released was generated from a model fitted on data *including* the targeted record and (2) the alternative world in which the model was fitted on data *excluding* the targeted record. MIAs on synthetic data have already successfully disproved the belief held by some that aggregation alone is sufficient to preserve privacy as well as detected issues with differentially private synthetic data generation methods [33].

Fully evaluating the privacy risk of a dataset using MIAs is however out-of-reach. Indeed state-of-the-art MIAs rely on shadow models which require training a large number, often in the order of thousands, synthetic generators to learn the optimal decision boundary for each record. Running a state-of-the-art MIA on a record takes in our experiments, depending on the generator and the dataset, approximately 1.5 to 6 hours on dedicated computation facilities. Even for the (relatively) small datasets of 1,000 records we consider, fully estimating the privacy risk of a dataset, would take up to 250 days of compute.

Current evaluation of the privacy risks posed by synthetic data, and of their privacy-utility trade-off, is thus currently the result of ever more advanced MIAs evaluated on only a handful of records selected using ad-hoc methods. Stadler et al. [33] evaluate their attack on ten records, half random and half hand-picked outliers selected based on a rare attribute value, while Houssiau et al. [19] evaluate their attack on one outlier record selected based on the lowest log-likelihood.

Such ad-hoc approaches to selecting vulnerable records could strongly underestimate the privacy risks of a synthetic data release, missing highly vulnerable records or wrongly concluding that most records are not at risk.

**Contribution.** We here propose what is, to the best of our knowledge, the first vulnerable record identification strategy for synthetic data.

We formalize the problem and propose a principled and simple metric to identify vulnerable records in the original, private dataset: the mean distance to its closest neighbours. While simple, we show our method to outperform previous ad-hoc approaches by 7.2 percentage points (p.p.) on average on 2 datasets and 2 generators. Both when comparing the performance of ever improving attack methodologies as well as to estimate the potential privacy risk in real world synthetic data publishing, this is a significant difference.

We then extensively evaluate our method.

First, we evaluate its applicability across different MIA attack approaches. We develop a fundamentally different MIA approach and show the risk estimated using our vulnerable record identification method to be consistently and significantly higher compared to prior methods. More specifically, in contrast with Houssiau et al. [19] who trains a meta-classifier to infer the membership of a records based on hand-engineered aggregate statistics computed on the synthetic dataset, we develop an

attack that trains a meta-classifier directly on the synthetic dataset viewed as *a set of records*. After performing the same extensive empirical evaluation, we find that the performance of our attack increases also significantly when computed on records identified by our method, by 5.2 p.p. on average across datasets and generators. Next, we evaluate the sensitivity of our results on both the number of neighbors included in our metric as well as the way to compute distance. In both cases, we find that the results do not change significantly and confirm that our chosen metric is justified. Finally, we evaluate our metric on a differentially private synthetic data generator for varying values of the privacy budget  $\epsilon$ . We confirm that MIAs fail when the privacy budget is decreased to  $\epsilon = 1$ , and find that our metric consistently identifies more vulnerable records for larger values of  $\epsilon$ .

With this principled method, we hope to eliminate the need to rely on ad-hoc record selection and potentially underestimate the privacy risk in synthetic data publishing. A formal vulnerable record identification method would enable (1) researchers to fairly compare future state-of-the-art attacks and (2) practitioners to, in line with EU legislations, evaluate the privacy protection of synthetic data on the worst-case scenario.

## 2 Background

In this section, we present the concepts of synthetic data generation (Sec. 2.1), differential privacy (Sec. 2.2), and membership inference attacks (Sec. 2.3).

### 2.1 Synthetic data generation

We consider an entity (e.g., a company) that wants to give a third-party access to a private dataset for analysis. A dataset is a multiset of records  $D = \{x_1, \dots, x_n\}$ , where each record relates to a unique individual. In the case of narrow datasets, multiple individuals can however have the same record. We assume the dataset to be sensitive, containing information such as healthcare records or financial transactions. We assume each record to consist of  $F$  attributes  $x_i = (x_{i,1}, \dots, x_{i,F}) \in \mathcal{V}_1 \times \dots \times \mathcal{V}_F$ , where  $\mathcal{V}_j$  denotes the space of values that can be taken by the  $f$ -th attribute. We denote by  $\mathcal{V} = \mathcal{V}_1 \times \dots \times \mathcal{V}_F$  the universe of possible records, and assume the dataset to be sampled i.i.d. from a distribution  $\mathcal{D}$  over  $\mathcal{V}$ .

An increasingly popular approach to release data while mitigating the privacy risk is to instead generate and publish a synthetic dataset [12]. Synthetic data is generated from a statistical model trained to have similar statistical properties to the real data.

We refer to the statistical model as the *synthetic data generator*. Formally, this is a randomized function  $\Phi : \mathcal{V}^n \rightarrow \mathcal{V}^m$  mapping a private dataset  $D$  to a synthetic dataset  $D^s = \Phi(D)$  of  $m$  records. The synthetic data generator can take the form of a probabilistic model such as a Bayesian Network [41] or a generative neural network such as CTGAN [37].

### 2.2 Differential Privacy

Differential privacy (DP) [11] is a formal privacy guarantee. Originally developed to protect the release of aggregate statistics, it has since been extended to machine learning models and recently to synthetic data generators.

DP relies on a notion of *neighboring* datasets. Two datasets  $D, D' \sim \mathcal{D}$  are neighboring, if they differ by only one record. Intuitively, a DP randomized function  $\Phi$  ensures that one attacker cannot infer the difference between  $\Phi(D)$  and  $\Phi(D')$  bounded by a certain probability, effectively providing formal guarantees against privacy risks and, in particular, membership inference attacks.

Formally, the definition of differential privacy is the following:

**Definition 1  $\epsilon$ -Differential Privacy:** A randomised function  $\Phi$  is said to be  $\epsilon$ -differentially private ( $\epsilon$ -DP) if for every pair of neighboring datasets  $D, D'$ , and for all subsets of outputs  $S \in \text{Range}(\Phi)$ , the following inequality holds:  $\mathbb{P}[\Phi(D) \in S] \leq e^\epsilon \mathbb{P}[\Phi(D') \in S]$ .

The parameter  $\epsilon$  is referred to as the privacy budget. It quantifies the privacy leakage of a data release, with smaller  $\epsilon$  providing more protection. Achieving DP with small to reasonable values of  $\epsilon$  can however require significant noise to be added to a machine learning model, decreasing the utility of the data. Efficiently achieving DP guarantees for ML models, including synthetic data generation models, is an active area of research.

In the paper, we used a differentially private generator PrivBayes from the work of Zhang et al. [41]. We refer the reader to section 5.3 for details.

## 2.3 Membership inference attacks

**Threat model.** Membership inference attacks (MIA) aim to infer whether a target record  $x_T$  is part of the original dataset  $D$  used to generate a synthetic dataset  $D^s$ , i.e., whether  $x_T \in D$ . The traditional attacker in MIAs is assumed to have access to the published synthetic dataset,  $D^s$ , as well as to an auxiliary dataset,  $D_{aux}$ , with the same underlying distribution as  $D$ :  $D_{aux} \sim \mathcal{D}$ . Additionally, the attacker is assumed to have access to the target record  $x_T$  and to know the generative model type and its hyperparameters, but not to have access to the model.

**Privacy game.** MIAs are instantiated as a privacy game. The game consists of a challenger and an attacker and is instantiated on a target record  $x_T$ . The challenger samples datasets  $D$  of  $n - 1$  records from  $\mathcal{D}$ , such that all records are different from  $x_T$ . With equal probability, the challenger adds  $x_T$  to  $D$  or a random, different record  $x_R \sim \mathcal{D}$ , with  $x_R \neq x_T$ , to  $D$ . The challenger then trains a generator  $\Phi_T$  on  $D$  and uses it to generate a synthetic dataset  $D^s$ . The challenger shares  $D^s$  with an attacker whose goal is to infer whether or not  $x_T \in D$ . If the attacker correctly infers, they win the game. The privacy risk is estimated by playing the game multiple times. The accuracy of the attack is the fraction of times the attacker wins the game.

### Shadow modelling.

State-of-the-art MIAs against synthetic data generation models rely on the shadow modeling technique. The intuition is for the attacker to leverage their access to the auxiliary dataset and knowledge of the model to train multiple instances of  $\Phi_T$  (called  $\Phi_{shadow}$ ) and evaluate the impact of the presence or absence of a target record on the resulting model. An attacker aiming to perform an MIA will proceed as follow. They will first create (e.g. by sampling) multiple datasets  $D_{shadow}$  from  $D_{aux}$ , such that  $|D_{shadow}| = |D| - 1$ . Note that we need to ensure  $x_T \notin D_{aux}$ . The attacker then adds  $x_T$  to half of the  $D_{shadow}$  and a random record  $x_R$ , distinct from  $x_T$ , to the other half. Using the completed  $D_{shadow}$  (now  $|D_{shadow}| = |D|$ ) and the knowledge of model  $\Phi_T$ , the attacker will now train multiple shadow generators  $\Phi_{shadow}$ . The attacker will then use the  $\Phi_{shadow}$  to produce synthetic datasets  $D_{shadow}^s$ , each labelled with either *IN* if  $x_T \in D_{shadow}$  or *OUT* otherwise. Using the labeled dataset, the attacker can now train a meta-classifier  $\mathcal{M}_{meta}$  to distinguish between cases where the target record was and was not part of the training dataset. More specifically,  $\mathcal{M}_{meta}$  would be trained using  $D_{shadow}^s$  and the constructed binary label *IN* or *OUT*. At inference time, the attacker would then query the  $\mathcal{M}_{meta}$  on the released  $D^s$  for records of interest, and return its prediction.

### 3 Related Works

**Membership inference attacks (MIA)** were first developed by Homer et al. [18] to study whether the contribution of an individual to a Genome-Wide Associated Study can be inferred from released genomic aggregates. Their attack was based on a statistical test aiming to distinguish between aggregates that include the individual and aggregates computed on individuals drawn randomly from a reference population. Sankararaman et al. [31] extended the analysis soon after and showed the risk of membership inference to increase with the number of aggregates released  $m$ , but decrease with the number of individuals  $n$  in the dataset. MIAs have since been widely used to evaluate the privacy risk in aggregate data releases such as location [28] or survey data [5].

**MIAs against ML models.** Shokri et al. [32] proposed the first MIA against ML models. Their attack relies on a black-box access to the model and the shadow modelling technique (described in Sec. 2.3 in the context of synthetic data generators). MIAs against ML models have since been extensively studied in subsequent works [40, 30, 34, 25, 22], both from a privacy perspective but also to better understand what a model learns. These works have e.g. shown the risk to be higher in overfitted models [40] and smaller datasets [32], and to be mitigated by differentially private training, albeit at a cost in utility [21, 22].

**Disparate vulnerability of records.** Importantly, previous work on MIA against ML models have shown that not all records are equally vulnerable to MIA. The measured risk has e.g. been shown to vary with the label [32] and to be higher for outlier records [23, 6] and members of subpopulations [7]. Feldman proposed a theoretical model demonstrating that models may, in fact, need to memorise rare or atypical examples in order to perform optimally when trained on long-tailed distributions such as those found in modern datasets [14, 15]. Carlini et al. [6] showed this effect to be relative, as removing the most vulnerable records increases the vulnerability of remaining records. Importantly for this work, Long et al. [23] argued that attacks should be considered a risk even they only perform well on specific identifiable records. Long et al. proposed an approach to select vulnerable records prior to running the attack so as to increase its efficiency and precision. While their work [23] leads to the insight that records further away from their neighbours are more vulnerable, the approach is designed for machine learning classification models.

**MIAs against synthetic tabular data.** MIAs have been extended to synthetic tabular data, the focus of our work. From a methodological standpoint, they fall broadly into two classes. The first class of methods directly compares synthetic data records to the original, private records, searching for exact or near-matches [10, 24, 38, 39, 16]. The second class of methods instantiates the shadow modelling technique in the black-box setting, assuming the adversary has knowledge of the algorithm used to generate synthetic data and to an auxiliary dataset. Stadler et al. [33] trained a membership classifier on aggregate statistics computed on the synthetic shadow datasets, specifically the mean and standard deviation of the attributes, and correlation matrices and histograms. Houssiau et al. [19] extended this work using  $k$ -way marginal statistics computed over subsets of the attribute values of the targeted record. They also extended the threat model from the standard black-box setting, which assumes knowledge of the generative model used, to the no-box setting that lacks this assumption. In this paper, we focus exclusively on shadow modelling-based attacks which are the state-of-the-art.

### 4 Identifying Vulnerable Records

We here propose and validate a simple, yet effective, approach to identify vulnerable records in synthetic data publishing. Our approach is motivated by findings of previous works in the ML literature that records further away from their neighbors present a higher risk compared to randomly selected records and previous approaches. To identify such records, we compute a distance metric

$d(x_i, x_j)$  between every pair of records in the dataset  $(x_i, x_j) \in D \times D$ , with  $i \neq j$ <sup>1</sup>. Then, for every record  $x_i \in D$ , we define its *vulnerability score*  $V_k(x_i)$  as the average distance to its closest  $k$  neighbors in the dataset.

**Definition 2 (Vulnerability score)** *Given a dataset  $D$ , a record  $x_i \in D$ , and a distance  $d$ , the vulnerability score of the record is defined as  $V_k(x_i) = \frac{1}{k} \sum_{j=1}^k d(x_i, x_{i_j})$ , where  $x_{i_1}, \dots, x_{i_{|D|-1}}$  is the re-ordering of the other records according to their increasing distance to  $x_i$ , i.e.,  $d(x_i, x_{i_1}) \leq \dots \leq d(x_i, x_{i_{|D|-1}})$ , with  $i_j \neq i$  for every  $j = 1 \dots, |D| - 1$ .*

Finally, we rank the records in  $D$  decreasingly by their vulnerability score  $V_k(x_{r_1}) \geq \dots \geq V_k(x_{r_{|D|}})$  and return the top- $R$  records as the most vulnerable records.

Our distance metric  $d$  carefully distinguishes between categorical and continuous attributes. Recall that the dataset consists of  $F$  attributes. When the space of values that can be taken by an attribute is discrete, e.g., the gender of an individual  $\mathcal{V}_f = \{\text{female}, \text{male}\}$ , we refer to the attribute as *categorical*, while when the space of values is continuous, e.g., the income of an individual, we refer to the attribute as *continuous*. Denote by  $\mathcal{F}_{\text{cont}}$  and  $\mathcal{F}_{\text{cat}}$  the subsets of continuous and categorical attributes, with  $\mathcal{F}_{\text{cont}} \cup \mathcal{F}_{\text{cat}} = \{1, \dots, F\}$  and  $\mathcal{F}_{\text{cont}} \cap \mathcal{F}_{\text{cat}} = \emptyset$ . We preprocess each record  $x_i = (x_{i,1}, \dots, x_{i,F}) \in D$  as follows:

1. We convert every categorical attribute  $x_{i,f}$ , with  $f \in \mathcal{F}_{\text{cat}}$  and  $|\mathcal{V}_f|$  possible values  $v_1, \dots, v_{|\mathcal{V}_f|}$  to a one-hot encoded vector:

$$h(x_{i,f}) := (\mathbb{1}(x_{i,f} = v_1), \dots, \mathbb{1}(x_{i,f} = v_{|\mathcal{V}_f|})), \quad (1)$$

i.e., a binary vector having 1 in the  $q$ -th position if and only if the attribute value is equal to  $v_q$ . Here,  $\mathbb{1}$  denotes the indicator function. We then concatenate the one-hot encoded categorical attributes into a single vector:

$$h(x_i) := (h(x_{i,f}))_{f \in \mathcal{F}_{\text{cat}}} \quad (2)$$

2. We normalise every continuous attribute  $x_{i,f}$ , with  $f \in \mathcal{F}_{\text{cont}}$  to range between 0 and 1, using min-max scaling:

$$n(x_{i,f}) := \frac{x_{i,f} - m_f(D)}{M_f(D) - m_f(D)}, \quad (3)$$

that is, we scale the values using the minimum  $m_f(D) := \min_{j=1, \dots, |D|} (x_{j,f})$  and maximum  $M_f(D) := \max_{j=1, \dots, |D|} (x_{j,f})$  values of the attribute estimated from the dataset  $D$ . We then concatenate the normalised continuous attributes into a single vector:

$$c(x_i) := (n(x_{i,f}))_{f \in \mathcal{F}_{\text{cont}}} \quad (4)$$

Using this notation, we define our distance metric between two records  $x_i$  and  $x_j$  as follows:

$$d(x_i, x_j) := 1 - \underbrace{\frac{|\mathcal{F}_{\text{cat}}|}{F} \frac{h(x_i) \cdot h(x_j)}{\|h(x_i)\|_2 * \|h(x_j)\|_2}}_{\text{cosine similarity between categorical attributes}} - \underbrace{\frac{|\mathcal{F}_{\text{cont}}|}{F} \frac{c(x_i) \cdot c(x_j)}{\|c(x_i)\|_2 * \|c(x_j)\|_2}}_{\text{cosine similarity between continuous attributes}}, \quad (5)$$

---

<sup>1</sup>Note that since the dataset  $D$  can contain repeated records (i.e., two or more individuals sharing the same attributes), the closest record to  $x_i$  can be a duplicate  $x_j = x_i, j \neq i$  such that the distance between them is zero:  $d(x_i, x_j) = 0$ .

where  $\cdot$  denotes the dot product between two vectors,  $*$  denotes scalar multiplication, and  $\|a\|_2 := \sqrt{\sum_{l=1}^L a_l^2}$  is the Euclidean norm of a vector  $a \in \mathbb{R}^L$ .

The resulting distance is a generalisation of the cosine distance across attribute types. It ranges between 0 and 1, with larger values indicating that the records are less similar. The distance is equal to 0 if and only if the records are identical.

## 5 Experimental Setup

In this section, we describe the state-of-the-art MIA attack against which we validate our approach (Sec. 5.1), the baselines we compare against (Sec. 5.2), and finally the synthetic data generators (Sec. 5.3), datasets (Sec. 5.4) and specific parameters we use (Sec. 5.5).

### 5.1 State-of-the-art MIA against synthetic tabular data

Houssiau et al. [19] developed an MIA that instantiates the shadow modelling technique (see Sec. 2.3 for details) by training a random forest classifier on a subset of  $k$ -way marginal statistics that select the targeted record. The authors evaluated this approach on only one outlier record and found it to outperform other methods. Through extensive testing, we confirm it to be the state-of-the-art attack against synthetic tabular data, and refer to it as the *query-based attack*.

Given a target record  $x_T$  and a synthetic dataset  $D^s$  sampled from a generator fitted on a dataset  $D$ , this attack computes *counting queries*  $Q^A$  to determine how many records in the synthetic dataset match a subset  $A \subset \{1, \dots, F\}$  of attribute values of target record  $x_T$ :  $Q^A(x_T) = \text{COUNT WHERE } \bigwedge_{i \in A} a_i = x_{T,i}$ . Counting queries are equal to  $k$ -way marginal statistics computed on the attribute values of the target record, multiplied by the dataset size  $|D^s|$ .

Our intuition behind this attack is two fold. First, when these statistics are preserved between the original and synthetic datasets, the answers are larger by 1, on average, when  $x_T \in D$  compared to when  $x_T \notin D$ , since the queries select the target record. Second, the impact of the target record on the synthetic dataset is likely to be local, i.e., more records matching a subset of its attribute values are likely to be generated when  $x_T \in D$ , leading to statistically different answers to the same queries depending on the membership of  $x_T$ .

Like Houssiau et al. [19], we randomly sample a predetermined number  $N$  of attribute subsets  $A$  and feed the answers to the associated  $Q^A$ , computed on the synthetic shadow dataset, to a random forest meta-classifier. For computational efficiency reasons, we here use a C-based implementation of the query computation [8] instead of the authors' Python-based implementation [19].

We further extend the method to also account for continuous columns by considering the less-than-or-equal-to  $\leq$  operator on top of the equal operator  $=$  that was previously considered exclusively. For each categorical attribute we then use  $=$ , while using the  $\leq$  for each continuous attribute.

### 5.2 Baselines for identifying vulnerable records

We compare our approach against three baseline approaches to identify vulnerable records: two approaches developed in prior works and a random one.

*Random*: randomly sample target records from the entire population.

*Rare value (Groundhog)* [33]: sample a target record that either has a rare value for a categorical attribute or a value for a continuous attribute that is larger than the 95th percentile of the respective attribute.

	$ D_{aux} $	$ D_{test} $	$n_{shadow}$	$n_{test}$
Adult	10000	5000	4000	200
UK Census	50000	25000	4000	200

Table 1: Different parameters used throughout experiments

*Log-likelihood (TAPAS)* [19]: sample target records having the lowest log-likelihood, assuming attribute values are independently drawn from their respective empirical distributions. Note that this approach is defined by the authors only for categorical attributes  $f \in \mathcal{F}_{cat}$ : for each record  $x_i$ , they compute the frequency of the value  $x_{i,f}$  in the entire dataset, resulting in  $p_{i,f}$ . The likelihood of a record is defined by the product of  $p_{j,f}$  across all attributes. We here extend this approach to also account for continuous attributes  $f \in \mathcal{F}_{cont}$  by discretising them according to percentiles.

To evaluate the different methods to select vulnerable records, we run the query-based MIA described in Sec. 5.1 on the 10 records identified by each of the three methods as well as our own approach.

### 5.3 Synthetic data generation models

We evaluate our results against three generative models, using the implementation available in the **reprosyn** repository [20].

**SynthPop** uses classification and regression trees to estimate conditional probabilities on the original, private data in order to synthesize records. The reprosyn repository uses a Python re-implementation [17] of the widely used *R* package [26].

**BayNet** refers to Bayesian Networks which represents the attributes in the dataset as a Directed Acyclic Graph that models their causal relationship. Each node of the graph is associated with the corresponding conditional distribution of probabilities  $\mathbb{P}[X|Parents(X)]$  estimated on the data. Synthetic records can then be sampled from the joint distribution, the product of the computed conditionals.

**PrivBayes** is a differentially private version of the Bayesian Network described above. Here, a first Bayesian Network is trained under an  $\epsilon_1$ -DP algorithm. The conditional probabilities are then computed using an  $\epsilon_2$ -DP technique, leading to a final  $\epsilon = (\epsilon_1 + \epsilon_2)$ -DP mechanism. We refer the reader to Zhang et al. [41] for a more in-depth description of PrivBayes.

### 5.4 Datasets

We evaluate our method against two publicly available datasets.

**UK Census** [27] is the 2011 Census Microdata Teaching File published by the UK Office for National Statistics. It contains an anonymised fraction of the 2011 Census from England and Wales File (1%), consisting of 569741 records with 17 categorical columns.

**Adult** [29] contains an anonymized set of records from the 1994 US Census database. It consists of 48842 records of 15 columns. 9 of those columns are categorical, and 6 are continuous.

### 5.5 Parameters of the attack

Table 1 shows the parameters we use for the attack. Given a dataset  $\Omega$  (e.g., Adult), we use it to select our most at-risk records as the target records. We then partition  $\Omega$  randomly into  $D_{test}$  and  $D_{aux}$ .  $D_{aux}$  is the auxiliary knowledge made available to the attacker, while  $D_{test}$  is used to sample  $n_{test}$  datasets used to compute the attack performance.  $n_{shadow}$  represents the number of shadow



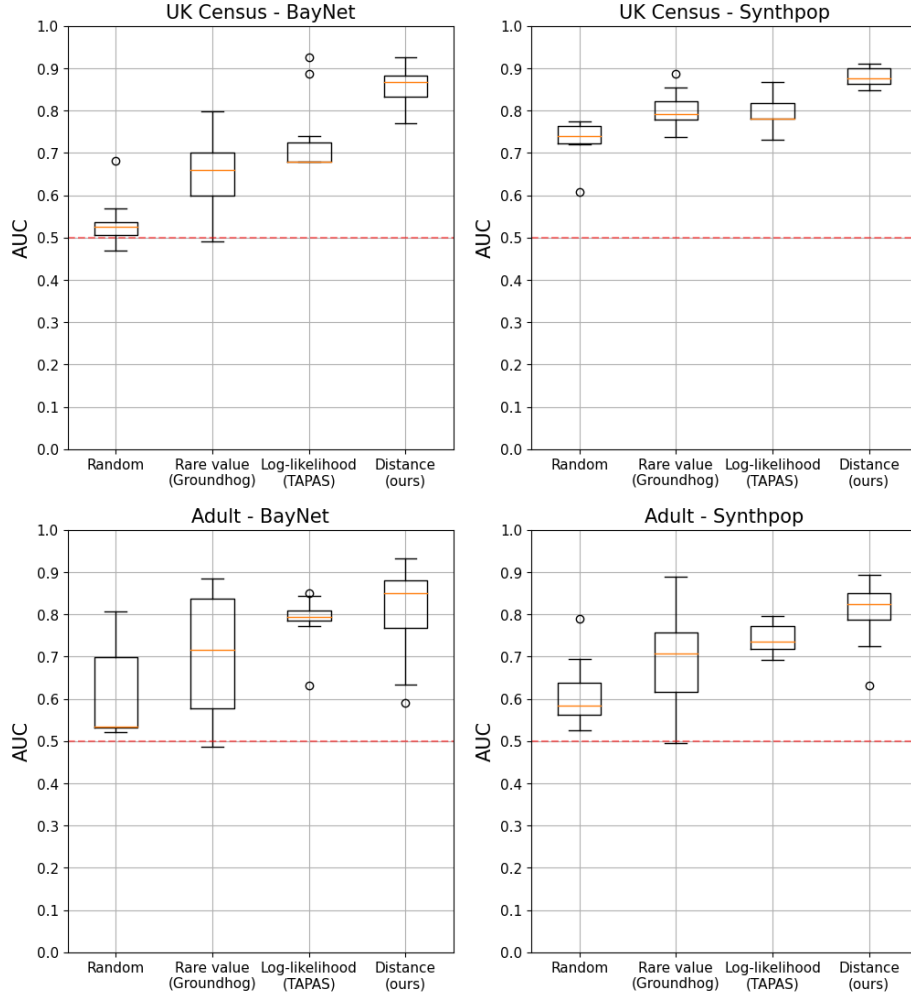


Figure 1: AUC of MIAs across record identification techniques for the query-based attack, for datasets UK Census and Adult and synthetic data generators BayNet and Synthpop.

datasets used, sampled from the auxiliary knowledge  $D_{aux}$ . We considered, in all experiments, the size of the release synthetic dataset ( $D^s$ ) to be equal to the size of the private dataset  $D$ ,  $|D| = |D^s| = 1000$ . To create the shadow datasets, while ensuring that  $D_{aux}$  does not contain the target record, we randomly sample  $|D| - 1$  records in  $D_{aux}$ . Then we add the target record  $x_T$  in half of the datasets, and in the other half, we used another record randomly sampled from  $D_{aux}$ .

We run the query-based attack using  $N = 100000$  queries randomly sampled from all possible count queries ( $2^F$  in total) and a random forest meta-classifier with 100 trees, each with a maximum depth of 10.

Lastly, in line with the auditing scenario, we use  $k = 5$  neighbors in the private dataset  $\Omega$  to select the most vulnerable records using our vulnerability score  $V_k$ .

Method	UK census		Adult	
	Synthpop	BayNet	Synthpop	BayNet
Random	$0.732 \pm 0.046$	$0.535 \pm 0.055$	$0.613 \pm 0.084$	$0.618 \pm 0.120$
Rare value (Groundhog)	$0.802 \pm 0.044$	$0.644 \pm 0.086$	$0.699 \pm 0.113$	$0.704 \pm 0.140$
Log-likelihood (TAPAS)	$0.790 \pm 0.041$	$0.731 \pm 0.090$	$0.742 \pm 0.033$	$0.787 \pm 0.057$
Distance (ours)	<b><math>0.879 \pm 0.021</math></b>	<b><math>0.858 \pm 0.040</math></b>	<b><math>0.804 \pm 0.072</math></b>	<b><math>0.810 \pm 0.110</math></b>

Table 2: Mean and standard deviation for AUC for the query-based attack method

## 6 Results

### 6.1 Performance of vulnerable record identification methods

We evaluate the effectiveness of vulnerable record identification methods across the two datasets UK Census and Adult, and two synthetic data generators Synthpop and BayNet. For each dataset, each of the four record identification methods selects 10 target records. We then perform the MIA, as a privacy game, on each of these records and reports its AUC, the area under the receiver operating characteristic (ROC) curve.

Figure 1 show that our vulnerable record identification method consistently outperforms both the random baseline and the two ad-hoc techniques previously used in the literature. The median risk of records identified by our method is indeed consistently higher than all other methods, up to 18.6 p.p. higher on the UK Census dataset using BayNet. On average, the AUC of the records we identified are 7.2 p.p. higher than the AUC of the records selected by other methods (Table 2). Importantly, our method also consistently manages to identify records that are more or equivalently at-risk compared to other methods.

### 6.2 Applicability of the method to new attacks

MIAs against synthetic data is an active area of research with a competition [1] now being organised to develop better, more accurate, MIAs. To evaluate the effectiveness of our vulnerable record identification, we developed a new attack which we aimed to be as different as possible to the existing state-of-the-art (SOTA). We call this new attack *target attention*.

In contrast with the state-of-the-art method, which first computes the features from a synthetic dataset to then use these as input for a meta classifier, our new attack takes as input the whole (or a part of) the synthetic dataset to directly predict membership. As such, the model doesn't rely on queries and would be able to extract directly from the synthetic dataset the information that is most useful for the MIA. To our knowledge, it is the first method that is record-focused and allows for trainable feature extraction. For more information about the new method, we refer the reader to Appendix A. We then follow the same methodology as above to evaluate the effectiveness of the four vulnerable record identification methods when MIA is performed using the target attention approach.

Figure 2 shows that, again, our vulnerable record identification method strongly outperforms both the random baseline and the two ad-hoc techniques previously used in the literature. The median risk of records identified by our method is indeed consistently higher than all other methods, up to 10.89 p.p. higher on the UK Census dataset using BayNet. On average, the records we identify are 5.2 p.p. more at risk than the records selected by other methods (Table 2). Importantly, our method also consistently manages to identify records that are more or equivalently at-risk compared to other methods.

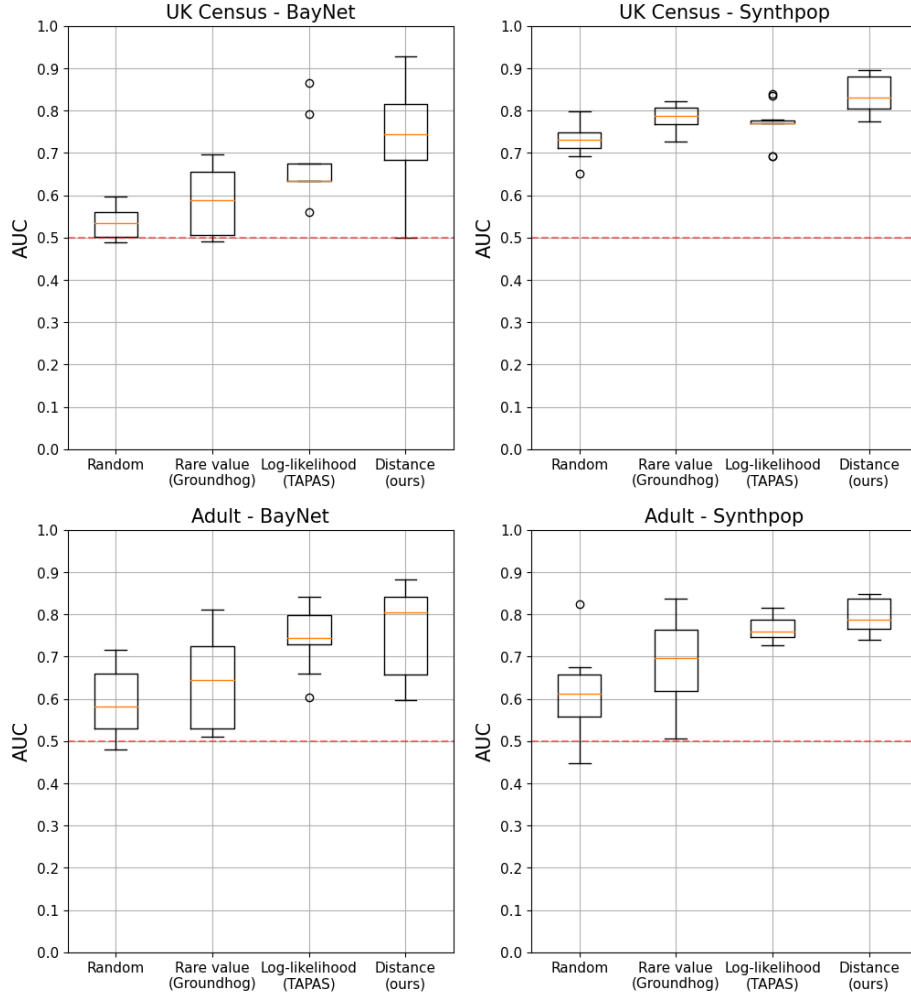


Figure 2: AUC of MIAs across record identification techniques for the target attention attack, for datasets UK Census and Adult and synthetic data generators BayNet and Synthpop.

### 6.3 Robustness analysis for $k$

Throughout the manuscript, we use  $k = 5$ , meaning that our vulnerability score  $V_k(x_i)$  is computed using the 5 closest records to the record of interest. We here evaluate the impact of a specific choice of  $k$  for the record identification and associated results. More specifically, we compute the mean distance for each record using values of  $k$  ranging from 1 to 50 and report the mean AUC for the ten records selected by the method on the Adult dataset using Synthpop.

Figure 3(a) shows our method to be robust to specific choices of  $k$ . The mean AUC of the top ten records varies indeed only slightly for different values of  $k$ . Looking at the top 10 records selected for different values of  $k$ , we find that only a handful of records are distinct suggesting our method to not be too sensitive to specific values of  $k$ .

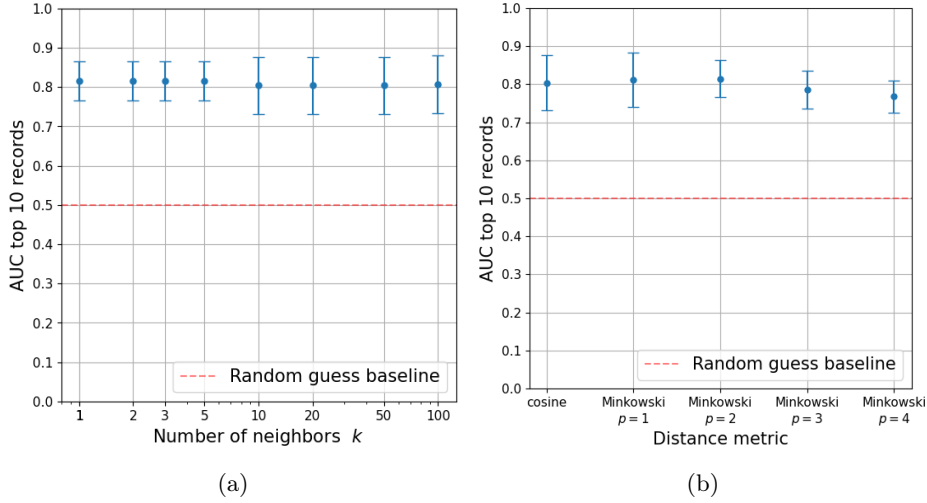


Figure 3: Mean and standard deviation of the AUC of MIAs for 10 records selected by the vulnerability score for varying (a) number of neighbors considered and (b) distance metrics considered. Results on Adult, Synthpop for the SOTA attack.

#### 6.4 Robustness analysis for the cosine distance

We here rely on a generalized form of cosine distance across attribute types. We here evaluate the susceptibility of our results to different choices of distance. We do this using several version of the Minkowski distance between two vectors  $a, b \in \mathbb{R}^L$ . For a given value  $p$ , the Minkowski distance is defined as:  $d_{\text{Minkowski}}^p(a, b) = \sqrt[p]{\sum_{l=1}^L |a_l - b_l|^p}$ . Similarly to Eq. 5, we generalise this distance metric for two records  $x_i, x_j \in D$  to:

$$d(x_i, x_j) := \frac{|\mathcal{F}_{\text{cat}}|}{F} d_{\text{Minkowski}}^p(h(x_i), h(x_j)) + \frac{|\mathcal{F}_{\text{cont}}|}{F} d_{\text{Minkowski}}^p(c(x_i), c(x_j)) \quad (6)$$

Notably, the Minkowski distance with  $p = 2$  closely relates to the cosine distance. As before, we compute the mean distance for each record using Minkowski distances with  $p$  ranging from 1 to 4 and report the mean AUC for the ten records selected by the method on adult dataset using synthpop.

Figure 3(b) shows the performance of the attack to, again, be robust to different choices of distance measure. In particular, mean AUC is not significantly different for the cosine distance,  $p = 1$ , and  $p = 2$ , while slightly decreasing for higher  $p$  values. Cosine being the standard distance measure in the literature, we prefer to use it.

#### 6.5 Vulnerable records and differentially private generators

An active line of research aims at developing differentially private (DP) synthetic data generators. As discussed above however, developing models that achieve DP with meaningful theoretical  $\epsilon$  while maintaining high utility across tasks remains a challenge. MIAs are thus an important tool to understand the privacy protection offered by DP models for various values of epsilon.

We here evaluate the performance of our vulnerable record identification approach when differentially private generators are used. More specifically, we report the mean and standard deviation

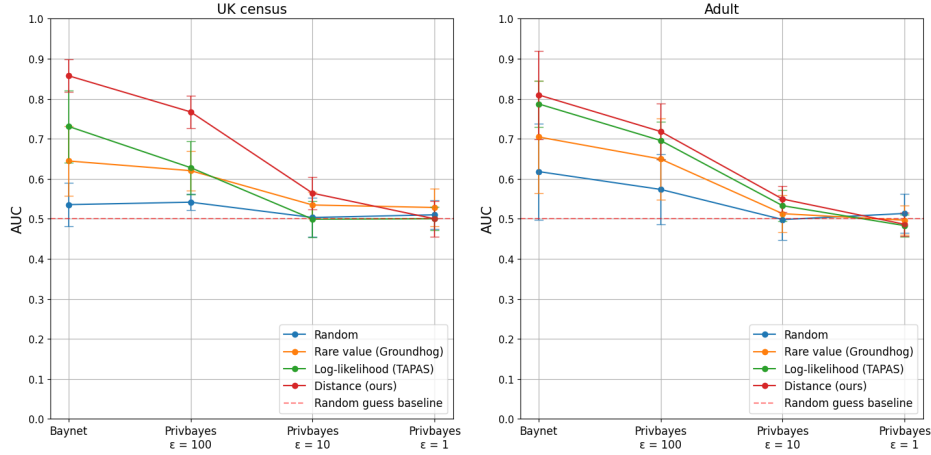


Figure 4: Mean and standard deviation of the AUC of the membership inference attacks for varying values of  $\epsilon$  in DP-based generator Privbayes. Results on UK census (left) and Adult (right) for the query-based attack and for the 10 points for each record identification method.

AUC for the 10 records identified as being at risk by our approach and by the three baselines for varying values of  $\epsilon$  using Privbayes [41].

Figure 4 shows that our approach outperforms both the random baseline and the two ad-hoc techniques previously used in the literature. As expected though, the AUC drops when  $\epsilon$  increases. The attack still perform quite well for  $\epsilon = 100$  and manages to still identify at-risk records for  $\epsilon = 10$ . Importantly, the general utility of synthetic data generated by PriBayes for low value of epsilon is being debated.

## 7 Discussion

Our results show that our simple distance-based method is able to consistently identify vulnerable records, and more effectively so than previously proposed ad-hoc methods. We believe this to be due to limitations of previous work. Indeed *Rare value (Groundhog)* only considers the value of one specific attribute to determine whether a record is at risk while *Log-likelihood (TAPAS)* assumes independence across all attributes to compute a record’s likelihood, an assumption that is typically not met in real-world datasets. In contrast, our distance-based metric considers the neighborhood of the record, therefore encompassing all attributes without making any assumptions on the underlying distribution.

Across both datasets and both generators, we find that records identified by our method are on average 7.2 p.p. more vulnerable than previous work when using the state-of-the-art MIA. In practice, we believe this to be highly significant. Researchers and practitioners who wish to evaluate new attack methods and the privacy risk of synthetic data publishing are indeed unable to evaluate all records in the dataset, due to the computational cost of shadow modeling. Accurately identifying the records that are most at risk is thus as essential as using the state-of-the-art MIA when evaluating the privacy risk of a synthetic dataset. Indeed, data protection laws such as GDPR indeed require to consider the privacy protection offered to all data subjects when evaluating whether a data release is anonymous.

When we use only categorical columns, such as in UK Census, results show that we reduce the standard deviation in the results by a factor of two, across generators. With our method we obtained a standard deviation of 0.021 instead of 0.041 for Synthpop and 0.040 instead of 0.090 for BayNet. This shows that our method selects records with high precision of having high vulnerability.

Lastly, apart from being effective, our principled method is compellingly easy. By being independent of the synthetic data generator and the dataset, it allows for pragmatic and efficient cross-generator and dataset comparison.

We here distinguished between categorical features and continuous attributes. We leave for future work to explore whether considering ordinal as a subset of the categorical features could lead to a better record selection. Similarly, we here focused on the difference in metrics between the cosine similarity and the Minkowski metrics of order  $p \in \{1, 2, 3, 4\}$ . We leave for future work to see if other distances, such as Minkowski of higher order, Tchebychev metric, or Hamming distance, could have led to a better record selection. Finally, we here report results on three widely used synthetic data generators and leave for future work the evaluation of whether more specific metrics might help for other generators such as GANs.

## 8 Conclusion

Due to computational costs, the identification of vulnerable records is as essential as the actual MIA methodology when evaluating the privacy risks of a synthetic dataset, including with respect to data protection regulations such as GDPR. We here propose and extensively evaluate a simple yet effective method to select vulnerable records in synthetic data publishing which we show to strongly outperform previous ad-hoc approaches.

### Acknowledgements

We acknowledge computational resources and support provided by the Imperial College Research Computing Service.

## References

- [1] Tristan Allard. Snake challenge.
- [2] Meenatchi Sundaram Muthu Selva Annamalai, Andrea Gadotti, and Luc Rocher. A linear reconstruction approach for attribute inference attacks against synthetic data. *arXiv preprint arXiv:2301.10053*, 2023.
- [3] Financial Conduct Authority. Synthetic data to support financial services innovation. <https://www.fca.org.uk/publication/call-for-input/synthetic-data-to-support-financial-services-innovation.pdf>, 2022. Accessed on 02/06/2023.
- [4] AG Bates, I Spakulová, I Dove, and A Meador. On methodology working paper series number 16—synthetic data pilot. <https://www.ons.gov.uk/methodology/methodologicalpublications/generalmethodology/onsworkingpaperseries/onsmethodologyworkingpaperseriesnumber16syntheticdatapilot>, 2019. Accessed on 02/06/2023.

- [5] Luke A Bauer and Vincent Bindschaedler. Towards realistic membership inferences: The case of survey data. In *Annual Computer Security Applications Conference*, pages 116–128, 2020.
- [6] Nicholas Carlini, Matthew Jagielski, Chiyuan Zhang, Nicolas Papernot, Andreas Terzis, and Florian Tramèr. The privacy onion effect: Memorization is relative. *Advances in Neural Information Processing Systems*, 35:13263–13276, 2022.
- [7] Hongyan Chang and Reza Shokri. On the privacy risks of algorithmic fairness. In *2021 IEEE European Symposium on Security and Privacy (EuroS&P)*, pages 292–303. IEEE, 2021.
- [8] Ana-Maria Cretu, Florimond Houssiau, Antoine Cully, and Yves-Alexandre de Montjoye. Querysnout: Automating the discovery of attribute inference attacks against query-based systems. In *Proceedings of the 2022 ACM SIGSAC Conference on Computer and Communications Security*, pages 623–637, 2022.
- [9] Irit Dinur and Kobbi Nissim. Revealing information while preserving privacy. In *Proceedings of the twenty-second ACM SIGMOD-SIGACT-SIGART symposium on Principles of database systems*, pages 202–210, 2003.
- [10] Josep Domingo-Ferrer, Sara Ricci, and Jordi Soria-Comas. Disclosure risk assessment via record linkage by a maximum-knowledge attacker. In *2015 13th Annual Conference on Privacy, Security and Trust (PST)*, pages 28–35. IEEE, 2015.
- [11] Cynthia Dwork. Differential privacy. In *Automata, Languages and Programming: 33rd International Colloquium, ICALP 2006, Venice, Italy, July 10-14, 2006, Proceedings, Part II 33*, pages 1–12. Springer, 2006.
- [12] Darren Edge, Weiwei Yang, Kate Lytvynets, Harry Cook, Claire Galez-Davis, Hannah Darnton, and Christopher M White. Design of a privacy-preserving data platform for collaboration against human trafficking. *arXiv preprint arXiv:2005.05688*, 2020.
- [13] NHS England. A&e synthetic data. <https://data.england.nhs.uk/dataset/a-e-synthetic-data>, 2020. Accessed on 02/06/2023.
- [14] Vitaly Feldman. Does learning require memorization? a short tale about a long tail. In *Proceedings of the 52nd Annual ACM SIGACT Symposium on Theory of Computing*, pages 954–959, 2020.
- [15] Vitaly Feldman and Chiyuan Zhang. What neural networks memorize and why: Discovering the long tail via influence estimation. *Advances in Neural Information Processing Systems*, 33:2881–2891, 2020.
- [16] Matteo Gioni, Franziska Boenisch, Christoph Wehmeyer, and Borbála Tasnádi. A unified framework for quantifying privacy risk in synthetic data. *arXiv preprint arXiv:2211.10459*, 2022.
- [17] Hazy. Synthpop. <https://github.com/hazy/synthpop>, 2019.
- [18] Nils Homer, Szabolcs Szelinger, Margot Redman, David Duggan, Waibhav Tembe, Jill Muehling, John V Pearson, Dietrich A Stephan, Stanley F Nelson, and David W Craig. Resolving individuals contributing trace amounts of dna to highly complex mixtures using high-density snp genotyping microarrays. *PLoS genetics*, 4(8):e1000167, 2008.

- [19] Florimond Houssiau, James Jordon, Samuel N Cohen, Owen Daniel, Andrew Elliott, James Geddes, Callum Mole, Camila Rangel-Smith, and Lukasz Szpruch. Tapas: a toolbox for adversarial privacy auditing of synthetic data. In *NeurIPS 2022 Workshop on Synthetic Data for Empowering ML Research*, 2022.
- [20] Alan Turing Institute. Resprosyn. <https://github.com/alan-turing-institute/resprosyn>, 2022.
- [21] Bargav Jayaraman and David Evans. Evaluating differentially private machine learning in practice. In *USENIX Security Symposium*, 2019.
- [22] Klas Leino and Matt Fredrikson. Stolen memories: Leveraging model memorization for calibrated {White-Box} membership inference. In *29th USENIX security symposium (USENIX Security 20)*, pages 1605–1622, 2020.
- [23] Yunhui Long, Lei Wang, Diyue Bu, Vincent Bindschaedler, Xiaofeng Wang, Haixu Tang, Carl A Gunter, and Kai Chen. A pragmatic approach to membership inferences on machine learning models. In *2020 IEEE European Symposium on Security and Privacy (EuroS&P)*, pages 521–534. IEEE, 2020.
- [24] Pei-Hsuan Lu, Pang-Chieh Wang, and Chia-Mu Yu. Empirical evaluation on synthetic data generation with generative adversarial network. In *Proceedings of the 9th International Conference on Web Intelligence, Mining and Semantics*, pages 1–6, 2019.
- [25] Milad Nasr, Reza Shokri, and Amir Houmansadr. Comprehensive privacy analysis of deep learning: Passive and active white-box inference attacks against centralized and federated learning. In *2019 IEEE symposium on security and privacy (SP)*, pages 739–753. IEEE, 2019.
- [26] Beata Nowok, Gillian M Raab, and Chris Dibben. synthpop: Bespoke creation of synthetic data in r. *Journal of statistical software*, 74:1–26, 2016.
- [27] Office for National Statistics. Census microdata teaching files, 2011.
- [28] Apostolos Pyrgelis, Carmela Troncoso, and Emiliano De Cristofaro. Knock knock, who’s there? membership inference on aggregate location data. *arXiv preprint arXiv:1708.06145*, 2017.
- [29] Kohavi Ronny and Becker Barry. UCI machine learning repository: Adult data set, 1996.
- [30] Ahmed Salem, Yang Zhang, Mathias Humbert, Pascal Berrang, Mario Fritz, and Michael Backes. Ml-leaks: Model and data independent membership inference attacks and defenses on machine learning models. *arXiv preprint arXiv:1806.01246*, 2018.
- [31] Sriram Sankararaman, Guillaume Obozinski, Michael I Jordan, and Eran Halperin. Genomic privacy and limits of individual detection in a pool. *Nature genetics*, 41(9):965–967, 2009.
- [32] Reza Shokri, Marco Stronati, Congzheng Song, and Vitaly Shmatikov. Membership inference attacks against machine learning models. In *2017 IEEE symposium on security and privacy (SP)*, pages 3–18. IEEE, 2017.
- [33] Theresa Stadler, Bristena Oprisanu, and Carmela Troncoso. Synthetic data-anonymisation groundhog day. In *31st USENIX Security Symposium (USENIX Security 22)*, pages 1451–1468, 2022.



- [34] Stacey Truex, Ling Liu, Mehmet Emre Gursoy, Lei Yu, and Wenqi Wei. Demystifying membership inference attacks in machine learning as a service. *IEEE Transactions on Services Computing*, 14(6):2073–2089, 2019.
- [35] Ashish Vaswani, Noam Shazeer, Niki Parmar, Jakob Uszkoreit, Llion Jones, Aidan N Gomez, Łukasz Kaiser, and Illia Polosukhin. Attention is all you need. *Advances in neural information processing systems*, 30, 2017.
- [36] Lei Xu, Maria Skoularidou, Alfredo Cuesta-Infante, and Kalyan Veeramachaneni. Modeling tabular data using conditional gan. *Advances in Neural Information Processing Systems*, 32, 2019.
- [37] Lei Xu, Maria Skoularidou, Alfredo Cuesta-Infante, and Kalyan Veeramachaneni. Modeling tabular data using conditional gan. In H. Wallach, H. Larochelle, A. Beygelzimer, F. d'Alché-Buc, E. Fox, and R. Garnett, editors, *Advances in Neural Information Processing Systems*, volume 32. Curran Associates, Inc., 2019.
- [38] Andrew Yale, Saloni Dash, Ritik Dutta, Isabelle Guyon, Adrien Pavao, and Kristin P Bennett. Assessing privacy and quality of synthetic health data. In *Proceedings of the Conference on Artificial Intelligence for Data Discovery and Reuse*, pages 1–4, 2019.
- [39] Andrew Yale, Saloni Dash, Ritik Dutta, Isabelle Guyon, Adrien Pavao, and Kristin P Bennett. Privacy preserving synthetic health data. In *ESANN 2019-European Symposium on Artificial Neural Networks, Computational Intelligence and Machine Learning*, 2019.
- [40] Samuel Yeom, Irene Giacomelli, Matt Fredrikson, and Somesh Jha. Privacy risk in machine learning: Analyzing the connection to overfitting. In *2018 IEEE 31st computer security foundations symposium (CSF)*, pages 268–282. IEEE, 2018.
- [41] Jun Zhang, Graham Cormode, Cecilia M. Procopiuc, Divesh Srivastava, and Xiaokui Xiao. Privbayes: Private data release via bayesian networks. *ACM Trans. Database Syst.*, 42(4), oct 2017.

## A Appendix: Target Attention

Inspired by developments in natural language processing [35], the target attention model computes record-level embeddings that through a modified attention mechanism are able to interact with the embedding of the target record, which in turn leads to a dataset-level embedding that is used as input for a binary classifier. The detailed steps are laid out below.

We start by preprocessing the synthetic dataset used as input  $D_s$ . First, we compute the one-hot-encoded values for all categorical attributes and apply this consistently to all the synthetic records and the target record. The continuous attributes remain untouched. Second, we compute all the unique records in the dataset and their multiplicity. Third, we compute the distance following equation (1) between all unique synthetic records and the target record. Finally, we rank all unique synthetic record by increasing distance to the target record and, optionally, only keep the *top*  $X$  closest records, where  $X$  is a parameter.

The final pre-processed synthetic dataset  $D_{s,p} \in \mathbb{R}^{X \times F'}$  is a matrix containing the top  $X$  unique records, their multiplicity and the distance, ranked by the latter, where  $F'$  denotes the number of features after one-hot-encoding of the categorical attributes added by 2 to account for the multiplicity

and the distance. For consistency, the target record  $x_t$  is processed in the same way, with one-hot-encoded categorical attributes, multiplicity 1 and distance 0, resulting in the pre-processed target record  $x_{t,p} \in \mathbb{R}^{F'}$ .

Fig. 5 illustrates our target attention model, which we describe in Alg. 1. The model takes as input the pre-processed synthetic dataset  $D_{s,p}$ . First, a multilayer perceptron (MLP) is used to compute embeddings of both the pre-processed records as well as the target record. Second, after computing a query vector for the target record and keys and values for the records, an attention score is computed for each record. After applying a *softmax* function across all attention scores, all record values are summed weighted by the respective attention score to eventually lead to the dataset-level embedding which is used as input for a final MLP as binary classifier. The output of the entire network is a single float, which after applying a *sigmoid* function  $\sigma$  results in a probability of membership. This model is then trained with all synthetic shadow datasets using a binary cross-entropy loss function with the known binary value for membership.

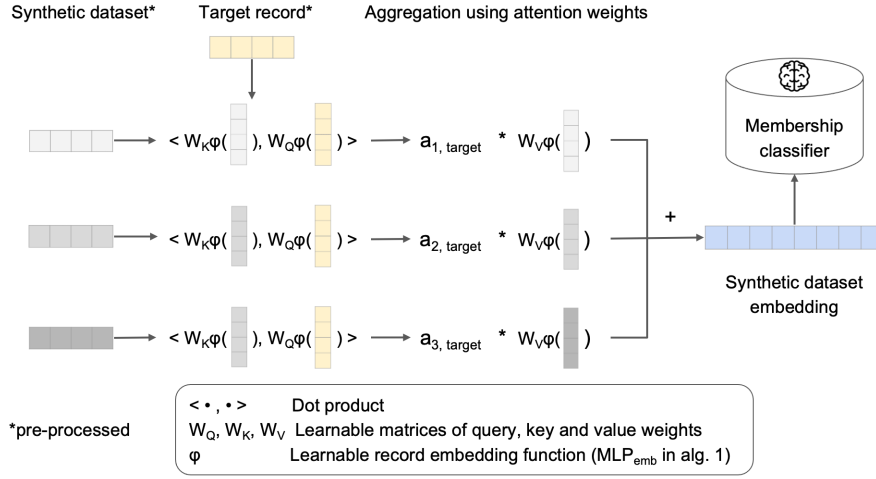


Figure 5: Illustration of our target attention architecture.

Throughout the experiments, target attention parameters are  $F_{emb} = 20$ , with a hidden embedding size of 20,  $F_{att} = 15$ , with a hidden attention size of 10, and  $|top\ X| = 100$ . We used a one-hidden layer relu activation and a dropout of 0.15. Results in Table 3 display the details of results compiled in Figure 2.

Table 3: Mean and standard deviation for AUC for the Target Attention method

Method	UK census		Adult	
	Synthpop	BayNet	Synthpop	BayNet
Random	0.727 $\pm$ 0.038	0.535 $\pm$ 0.035	0.609 $\pm$ 0.112	0.594 $\pm$ 0.083
Rare value (Groundhog)	0.783 $\pm$ 0.030	0.587 $\pm$ 0.079	0.691 $\pm$ 0.103	0.638 $\pm$ 0.104
Log-likelihood (TAPAS)	0.770 $\pm$ 0.046	0.674 $\pm$ 0.085	0.765 $\pm$ 0.027	0.745 $\pm$ 0.068
Distance (ours)	<b>0.838 <math>\pm</math> 0.041</b>	<b>0.737 <math>\pm</math> 0.118</b>	<b>0.797 <math>\pm</math> 0.038</b>	<b>0.763 <math>\pm</math> 0.103</b>

---

**Algorithm 1** Forward propagation for target-attention

---

**1: Inputs:**

1.  $D_{s,p} \in \mathbb{R}^{X \times F'}$  the preprocessed synthetic dataset with its unique records, their multiplicity and distance to the target record.
2. The pre-processed target record values  $x_{t,p} \in \mathbb{R}^{F'}$ .
3. Learnable MLP for the embedding  $\text{MLP}_{emb}$  with  $F'$  input features and  $F_{emb}$  output features, weight matrices  $\mathbf{W}_q, \mathbf{W}_k$ , and  $\mathbf{W}_v \in \mathbb{R}^{F_{emb} \times F_{att}}$  to compute the target query and record keys and values with attention size  $F_{att}$ , and MLP for the prediction  $\text{MLP}_{pred}$  with  $F_{att}$  input features and 1 output feature

**2: Output:**

$h_{pred} \in \mathbb{R}$ , which leads to the predicted probability for binary membership after applying a sigmoid transformation  $\sigma(h_{pred})$

- 3: *// Compute the embeddings of all records and the target record*
  - 4:  $D_{emb} \leftarrow \text{MLP}_{emb}[D_{s,p}]$  with  $D_{emb} \in \mathbb{R}^{X \times F_{emb}}$
  - 5:  $x_{t,emb} \leftarrow \text{MLP}_{emb}[x_{t,p}]$  with  $x_{t,emb} \in \mathbb{R}^{1 \times F_{emb}}$
  - 6: *// Compute the target query, and the keys and values for each record*
  - 7:  $q_t \leftarrow \mathbf{W}_q x_{t,emb}$  with  $q_t \in \mathbb{R}^{1 \times F_{att}}$
  - 8:  $K \leftarrow \mathbf{W}_k D_{emb}$  with  $K \in \mathbb{R}^{X \times F_{att}}$
  - 9:  $V \leftarrow \mathbf{W}_v D_{emb}$  with  $V \in \mathbb{R}^{X \times F_{att}}$
  - 10: *// Compute the target attention scores for each record*
  - 11:  $a_j \leftarrow \langle q_t, v_j \rangle$  for  $j = 1..X$  to get  $a \in \mathbb{R}^{1 \times X}$
  - 12:  $a_j \leftarrow \exp a_j / (\sum_{j=1}^X \exp a_j)$  for  $j = 1..X$
  - 13: *// Sum the record values, weighted by target attention*
  - 14:  $D_{att} \leftarrow aV$  with  $D_{att} \in \mathbb{R}^{1 \times F_{att}}$
  - 15:  $h_{pred} \leftarrow \sigma(\text{MLP}_{pred}[D_{att}])$  *// Compute the final membership score.*
-