

# Enlighten Anything: When Segment Anything Model Meets Low-Light Image Enhancement

Qihan Zhao<sup>\*b</sup>, Xiaofeng Zhang<sup>\*a</sup>, Hao Tang<sup>c</sup>, Chaochen Gu<sup>a</sup> and Shanying Zhu<sup>a</sup>

<sup>a</sup>*School of Electronic Information and Electrical Engineering, Shanghai Jiao Tong University, Shanghai, China,  
Email: [framebreak@sjtu.edu.cn](mailto:framebreak@sjtu.edu.cn)*

<sup>b</sup>*School of Computer Science and Engineering, Central South University, Changsha, China*  
<sup>c</sup>*ETH Zurich, Switzerland*

**Abstract**—Image restoration is a low-level visual task, and most CNN methods are designed as black boxes, lacking transparency and intrinsic aesthetics. Many unsupervised approaches ignore the degradation of visible information in low-light scenes, which will seriously affect the aggregation of complementary information and also make the fusion algorithm unable to produce satisfactory fusion results under extreme conditions. In this paper, we propose Enlighten Anything, which is able to enhance and fuse the semantic intent of SAM segmentation with low-light images to obtain fused images with good visual perception. The generalization ability of unsupervised learning is greatly improved, and experiments on LOL dataset are conducted to show that our method improves 3db in PSNR over baseline and 8 in SSIM. Zero-shot learning of SAM introduces a powerful aid for unsupervised low-light enhancement. The source code of Enlighten Anything Model can be obtained from <https://github.com/zhangbaijin/enlighten-anything>.

## I. INTRODUCTION

In some special environments, poor lighting can lead to underexposure or excessive noise in images, affecting computer vision tasks. Due to loss of detail, high noise, severe color deviation, etc., some algorithms may not be able to effectively perform tasks such as object detection, recognition, and tracking due to the inability to obtain visual information.

To address these problems, many researchers have been working on enhancing low-light images, mainly using three methods: histogram equalization (HE)-based methods, Retinex theory-based methods, and learning-based methods. Traditional HE-based methods often cause local oversaturated effects. Retinex theory-based methods face limitations when restoring complex scenes and images with high noise. The learning-based See-in-the-Dark (SID) Dataset trains U-Net, and requires a high-quality reference image with long exposure for each low-light image, using contrastive learning to predict missing information in the low-light image. However, this supervised method is prone to crash because it requires the use of paired datasets for training.

Many unsupervised approaches ignore the degradation of visible information in low-light scenes, which will seriously affect the aggregation of complementary information and also make the fusion algorithm unable to produce satisfactory fusion results under extreme conditions. In this paper, we propose to enhance and fuse the semantic intent after SAM segmentation with low-light images to obtain fused images with good visual perception. It is also able to improve the




Fig. 1: The results of Enlighten Anything

recognition accuracy in low-light environments: in low-light environments, many image details cannot be captured accurately. Low-light enhancement can improve this problem, enabling the model to better recognize objects in environments with insufficient luminance. At the same time, SAM can further improve the recognition accuracy in order to accurately label individual targets in complex scenes. One of the major advantages of unsupervised learning is its robustness. Unsupervised semantic segmentation can recognize objects in images without manual annotation, enabling the model to cope with diverse scenes and data. Combined with low-light enhancement, this allows the model to maintain efficient performance under various lighting conditions. Unsupervised semantic segmentation does not require large amounts of labeled data, which reduces the labor cost of data preparation and also allows the model to make better use of unlabeled data. We propose Enlighten Anything, which is able to enhance and fuse the semantic intent of SAM segmentation with low-light images to obtain fused images with good visual perception. The results in shown in Fig. 1. The main contributions of this paper are as follows:

- 1) In this paper, we propose a low-light image enhancement

algorithm based on SAM named Enlighten-anything, which outperforms existing algorithms in terms of time complexity and iteration steps.

- 2) We propose a new semantic fusion module that can fuse the low illumination segmented semantic intent and the input well on top of the channel
- 3) A large number of experiments are conducted on the LOL dataset in this paper, all of which show that the method achieves satisfactory results and achieve the state of art.

## II. RELATED WORK

We first give a general formulation of the LLIE problem based on deep learning. For low-light images, the process can be modeled as:

$$\hat{R} = \mathcal{F}(I; \theta), \quad (1)$$

According to different learning strategies, the existing LLIE methods are classified into supervised learning, reinforcement learning, unsupervised learning, zero-shot learning, and semi-supervised learning.

### A. Supervised method

The first deep learning-based LLIE method, LLNet [1], uses a variant of stacked sparse denoising autoencoders to simultaneously brighten and reduce noise on low-light images. This pioneering work inspired the use of end-to-end networks in LLIE. Lv et al [2] proposed an end-to-end multi-branch enhancement network (MBLLEN), which improves the performance of LLIE by extracting effective feature representations from a feature extraction module, an enhancement module, and a fusion module. The same authors [3] proposed three other sub-networks including illumination network, fusion network and recovery network to further improve the performance. Ren et al [4] designed a more complex end-to-end network including an encoder-decoder network for image content enhancement and a recurrent neural network for image edge enhancement. Similar to Ren et al. [4], Zhu et al. [5] proposed a method called EEMEFN. eEMEFN consists of two stages: multi-exposure fusion and edge enhancement. A multi-exposure fusion network TBEFN was proposed for LLIE [6], and TBEFN estimates the transfer function in two branches where two enhancement results can be obtained. Finally, these two images are fused and further refined cell refinement results. In addition, pyramid networks (LPNet) [7], residual networks [8] and Laplace pyramids [9] (DSLRL) were introduced into LLIE. These methods learn to integrate feature representations effectively and efficiently through the end-to-end network structure commonly used in LLIE. [10]–[22] learn to enhance low-light images from the perspective of CNN, transformer, semantics, or exposure, respectively.

### B. Unsupervised Method and Zero-shot learning

Training deep models to pair data may lead to overfitting and limited generalization ability. To solve this problem, an unsupervised learning method named EnlightenGAN [23]. EnlightenGAN employs an attention-guided U-Net generator

to ensure realistic-like results for ordinary illuminated image enhancement. In addition to global and local adversarial losses, global and local self-functional preservation losses are presented to maintain the content of the images before and after enhancement. It is a key to train such a path generative adversarial network (GAN) junction stably.

Supervised, reinforcement and unsupervised learning methods either have limited generalization ability or suffer from unstable training. To address these issues, zero-shot learning is proposed to learn enhancements from test images only. Note that the concept of zero-sample learning in low-level vision tasks is used to emphasize that the method does not require paired or unpaired training data, which is different from its definition in high-level vision tasks. Zhang et al [24] proposed a zero-sample learning method called ExCNet for backlit image recovery. Then, the basic layer is adjusted by the estimated S-curve. Finally, the Weber contrast is used to fuse the detail layer and the adjusted base layer. Zhu et al. [25] proposed a three-branch CNN, called RRDNet, for underexposed image recovery. RRDNet decomposes the input image into illumination, reflectance, and noise by iteratively minimizing a specially designed loss function. To drive zero-sample learning, a combination of Retinex reconstruction loss, texture enhancement loss, and illumination-guided noise estimation loss is proposed. Zhao et al [26] performed Retinex decomposition through a neural network and then enhanced low-light images based on the Retinex model, called RetinexDIP. Liu et al [27] proposed a LLIE for Retinex-inspired unfolding method, in which a collaborative architecture search is used to discover the lightweight prior architecture of the underlying blocks and a non-reference loss is used to train the network. In contrast to image reconstruction-based methods, a depth curve estimation network, Zero-DCE, is proposed [28]. Zero-DCE formulates light enhancement as a task for image-specific curve estimation, which takes low-light images as input and produces high-order curves as its output. These curves are used to perform a pixel-by-pixel adjustment of the dynamic range of the input to obtain an enhanced image. In addition, an accelerated and lightweight version, called Zero-DCE ++, is proposed [29]. [30], [31] achieves enhancement using only simple operations by self-calibrating light learning by constructing a weight-sharing light learning process that introduces a self-calibration module, which discards the tedious design process of network structures. [33]–[37] are GAN/Transformer methods method to cover image.

1) *Diffusion model for image restoration:* LDPM [38] is a method of applying diffusion models as a post-processing technique (LPDM) in the LLIE pipeline, capable of simulating the conditional distribution between underexposed and normally exposed images, avoiding the computational cost of inverse generation capable of handling a wide range of artifacts and color distortions. [39]–[43] explores the essence of the image inverse problem: zero-valued domain decomposition, while combining diffusion methods that can achieve all kinds of image restoration tasks, including but not limited to SR, Colorization, Inpainting, while requiring no training, no optimization, just a pre-trained ordinary diffusion model.

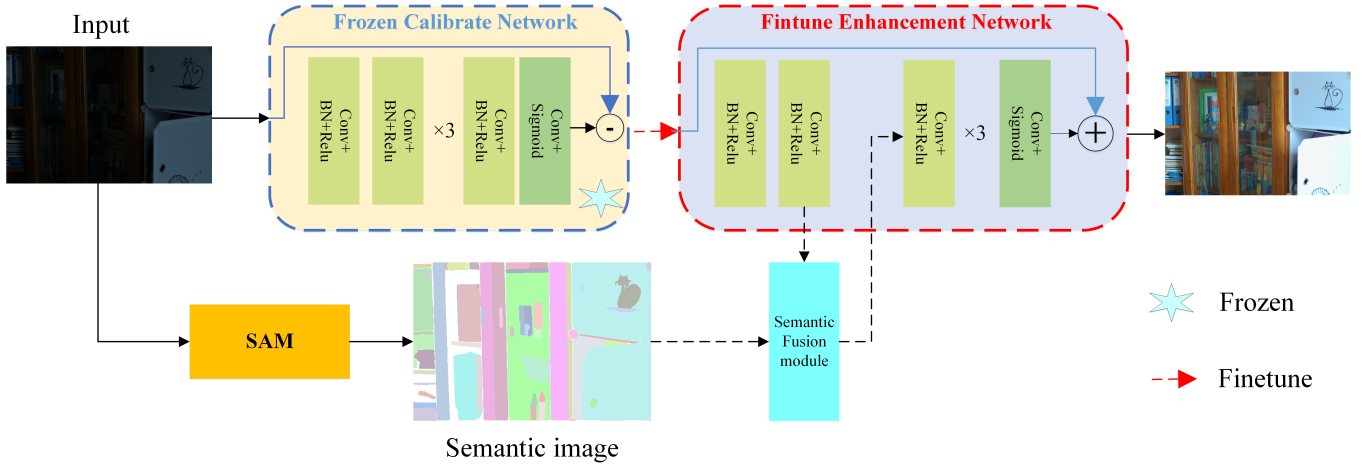


Fig. 2: The structure of Enlighten Anything, it is divided into three parts, one part is the correction network, the second part is the enhancement network, and the third part is the semantic generation network (SAM)

### III. METHOD

#### A. Light learning with weight sharing

Enlighten Anything is shown in Fig. 2, according to Retinex theory, the low-light observed image is equal to the dot product of the clear image and the light, i.e.

$$\mathbf{y} = \mathbf{z} \otimes \mathbf{x} \quad (2)$$

In the method designed based on this model, the estimation of illumination is usually considered as the main optimization objective, and after obtaining the accurate illumination, the clear image is able to be obtained directly from the above relationship. Inspired by the stage-by-stage illumination optimization process of existing work, this paper constructs the progressive illumination optimization process, whose basic unit is shown below:

$$\mathcal{F}(\mathbf{x}^t) : \begin{cases} \mathbf{u}^t = \mathcal{H}_\theta(\mathbf{x}^t), \mathbf{x}^0 = \mathbf{y} \\ \mathbf{x}^{t+1} = \mathbf{x}^t + \mathbf{u}^t \end{cases} \quad (3)$$

#### B. Self-calibration module

The purpose of this module is to start with the analysis of the relationship between each phase to ensure that the outputs of the different phases of the training process converge to the same state. The equation of the self-calibration module is expressed as follows:

$$\mathcal{G}(\mathbf{x}^t) : \begin{cases} \mathbf{z}^t = \mathbf{y} \otimes \mathbf{x}^t \\ \mathbf{s}^t = \mathcal{K}_\theta(\mathbf{z}^t) \\ \mathbf{v}^t = \mathbf{y} + \mathbf{s}^t \end{cases} \quad (4)$$

#### C. Semantic fusion Module

When honing image features using semantic priors, another noteworthy challenge is managing the discrepancy that may arise between these two sources. To mitigate this, we propose the application of the SF module. This is designed to refine the image feature maps and can be seen in Fig. 3. The SE modules essentially serve as links between the Segmentation Net and Enhancement Net, thereby creating a pathway between two

distinct tasks. Within our framework, we select HRNet as the SKB due to its remarkable performance and undertake some task-specific adjustments. In addition to the semantic map, we use output features preceding the representation head as multiscale semantic priors. To offer further clarity. Fig. 2 showcases three SF modules, hence we use three semantic/image features ( $F_s^b/F_i^b, b = 0, 1, 2$ ) with three spatial resolutions ( $H/2^{4-b}, W/2^{4-b}$ ). where  $H$  and  $W$  are the height and width of the input image. The SF module performs a pixel-wise interaction between  $F_s^b$  and  $F_i^b$  and gives the final refined feature  $F_o^b$ . Details of the learning process are provided below.

The SF module calculates the semantic consciousness of the image features by utilizing cross-modal similarity, resulting in a semantic-aware map. Firstly, we employ convolution layers to transform  $F$  to a consistent dimension. Following that, we draw inspiration from Restormer and adopt a transposed-attention mechanism to generate the attention map, maintaining a low computational expense in the process. As such, the semantic-aware attention map can be explained as follows:

$$A^b = \text{Softmax} \left( W_k(F_i^b) \times W_q(F_s^b) / \sqrt{C} \right) \quad (5)$$

where  $W_k(\cdot)$  and  $W_q(\cdot)$  are convolution layers,  $LN$  is layer normalization,  $C$  is channel of features.  $A^b$  indicates the semantic-aware attention map, which represents the inter-relationship between  $F_i^b$  and  $F_s^b$ . Then we use  $A^b$  to fabricate image feature  $F_i^b$  as follows:

$$F_o^b = FN(W_v(F_i^b) \times A^b + F_i^b) \quad (6)$$

where  $FN$  denotes feed-forward network.  $F_o^b$  is the final refined feature map of  $b^{th}$  SF module and becomes the input  $b+1^{th}$  layer of the Enhancement Net decoder.

#### D. Unsupervised loss function

In order to better train the proposed learning framework, an unsupervised loss function is designed in this section to




Fig. 3: Visual performance comparison of Low-light image enhancement on LOL dataset

constrain the light estimation at each stage, and the equation is expressed as follows:

$$\mathcal{L}_{\text{total}} = \alpha \sum_{t=1}^T \|\mathbf{x}^t - (\mathbf{y} + \mathbf{s}^{t-1})\|^2 + \beta \sum_{i=1}^N \sum_{j \in \mathcal{N}(i)} w_{i,j} |\mathbf{x}_i^t - \mathbf{x}_j^t|, \quad (7)$$

where the former and the latter represent the data fidelity term and the smoothing regularity term, respectively.

#### IV. EXPERIMENTAL AND PARAMETER SETTINGS

The LOL dataset consists of 500 low-light/normal-light image pairs and is the first dataset obtained from real scenes for low-light enhancement. In this paper, 485 real image pairs from the LOL are used for training and the remaining 15 image pairs are used for evaluation. The network in this paper is an end-to-end trainable model, while this paper performs Fintune on a previous baseline (SCI).

##### A. Comapre result with SOTA methods

Our method is compared with existing methods including PairLie, Zero-Dce, SCI, GenerativePrior, LIME, MBLLEN, RetinexNet, KinD, KinD++, MIPRnet, URentineX-Net, LPDM. We adopt RMSE, SSIM and PSNR in the LAB color space as evaluation metrics. The comapre results are shown in Fig. 3 and Table I

The MBLLEN and Retinex-Net results suffer from underexposure results, while LIME generates overexposure results; KinD, introduces significant artifacts. Our results also produce underexposure results in some cases where the colors are more prominent. Most methods fail in the face of LoL, meaning that the generalization performance of existing schemes needs further improvement. In terms of learning strategies, supervised learning can achieve better performance, but requires high computational resources and paired data. Current mainstream supervised learning methods require large amounts of pairwise training data and may lead to data-specific overfitting problems; zero-shot learning is more robust in real-world scenarios and does not require pairwise training data. This means that zero-shot learning is a very promising research direction. It can be developed to zero-shot in the future. And the method proposed in this paper combines semantics for comparison, in the current reference-free algorithm, we achieve SOTA.

TABLE I: Comapre result of Elighten-anything on LOL dataset with SOTA methods

Method	Vue	PSNR $\uparrow$	SSIM $\uparrow$	RMSE $\downarrow$
<b>Supervised</b>				
LIME	TIP 2016	16.362	0.624	21.071
MBLLEN	BMVC 2018	17.938	0.699	18.781
RetinexNet	BMVC 2018d	17.188	0.598	22.598
KinD	ACMMM 2019	20.347	0.813	14.300
KinD++	IJCV 2021	20.707	0.791	14.339
MIRNet	TPAMI 2022	24.140	0.842	-
URentinx-Net	CVPR2022d	21.459	0.795	<b>13.553</b>
LPDM	Arxiv2023	<b>32.021</b>	<b>0.947</b>	-
<b>Semi-supervised</b>				
PairLie	CVPR2023	20.436	0.792	-
<b>Unsupervised</b>				
Zero-Dce	CVPR 2020	16.760	0.560	-
SCI	CVPR2022	14.864	0.542	24.876
GenerativePrior	CVPR2023	12.552	0.410	45.805
Our	-	<b>19.476</b>	<b>0.658</b>	-

##### B. Ablation study of Enlighten Anything

TABLE II: Abaltion study of Enlighten Anything on LOL dataset (Frozen and Fintune)

Calib	Enhance	Semantic Fusion	PSNR $\uparrow$	SSIM $\uparrow$
		×	14.183	0.597
✓		×	9.754	0.385
✓	✓		10.130	0.413
✓		×	10.745	0.463
✓			10.541	0.560
		✓	16.860	0.649
×		✓	5.801	0.412
×	✓	✓	<b>19.476</b>	<b>0.658</b>

In this study, we carried out ablation tests on the LOL dataset to validate the effectiveness of our FusionUnit as shown in Fig. 4 and Table. II. With the implementation of the SCI's inference network, we attained a baseline of PSNR at 14.183 and SSIM at 0.597. The inclusion of CalibrateNetwork in the training led to a performance slightly below the baseline. However, the integration of FusionUnit compensated for this decrease, resulting in a 0.329 dB enhancement in PSNR and a 2.5 increment in SSIM. When the CalibrateNetwork parameters are static, there is a continued shortfall in performance relative to the baseline. Yet, freezing EnhanceNetwork and leaving FusionUnit as the sole trainable component of




Fig. 4: Ablation study of Enlighten Anything on LOL dataset (Frozen and Fintune)

the network results in a marked 2.676 dB boost in PSNR and a 5.3 surge in SSIM. The absence of CalibrateNetwork from the network hampers performance when FusionUnit is the only trainable element. But, a collaborative training of the EnhancementNetwork and FusionUnit culminates in a substantial performance boost: a 3.476 dB improvement on PSNR and a 2.1 rise in SSIM. In the future, we will increase the complexity of the model so that it can adapt to more real images.

## V. CONCLUSION

Many unsupervised approaches ignore the degradation of visible information in low-light scenes, which will seriously affect the aggregation of complementary information and also make the fusion algorithm unable to produce satisfactory fusion results under extreme conditions. In this paper, we propose Enlighten Anything, which is able to enhance and fuse the semantic intent of SAM segmentation with low-light images to obtain fused images with good visual perception. The generalization ability of unsupervised learning is greatly improved, and experiments on LOL dataset are conducted to show that our method improves 3db in PSNR over baseline and 8 in SSIM. zero-shot learning of SAM introduces a powerful aid for unsupervised low-light enhancement.

## REFERENCES

- [1] K. G. Lore, A. Akintayo, and S. Sarkar, “LLNet: A deep autoencoder approach to natural low-light image enhancement,” *Pattern Recognit.*, vol. 61, pp. 650–662, 2017.
- [2] F. Lv, F. Lu, J. Wu, and C. Lim, “MBLLEN: Low-light image/video enhancement using CNNs,” in *Proc. Brit. Mach. Vis. Conf.*, 2018, Art. no. 220.
- [3] F. Lv, B. Liu, and F. Lu, “Fast enhancement for non-uniform illumination images using light-weight CNNs,” in *Proc. 28th ACM Int. Conf. Multimedia*, 2020, pp. 1450–1458.
- [4] W. Ren et al., “Low-light image enhancement via a deep hybrid network,” *IEEE Trans. Image Process.*, vol. 28, no. 9, pp. 4364–4375, Sep. 2019.
- [5] M. Zhu, P. Pan, W. Chen, and Y. Yang, “EEMEFN: Low-light image enhancement via edge-enhanced multi-exposure fusion network,” in *Proc. AAAI Conf. Artif. Intell.*, 2020, pp. 13 106–13 113.
- [6] Lu K, Zhang L. TBEFN: A two-branch exposure-fusion network for low-light image enhancement[J]. *IEEE Transactions on Multimedia*, 2020, 23: 4093-4105.
- [7] J. Li, J. Li, F. Fang, F. Li, and G. Zhang, “Luminance-aware pyramid network for low-light image enhancement,” *IEEE Trans. Multimedia*, vol. 23, pp. 3153–3165, Sep. 2021.
- [8] L. Wang, Z.-S. Liu, W.-C. Siu, and D. P. K. Lun, “Lightening network for low-light image enhancement,” *IEEE Trans. Image Process.*, vol. 29, pp. 7984–7996, Jul. 2020.
- [9] S. Lim and W. Kim, “DSLRL: Deep stacked laplacian restorer for low-light image enhancement,” *IEEE Trans. Multimedia*, vol. 23, pp. 4272–4284, Nov. 2020, doi: 10.1109/TMM.2020.3039361.
- [10] Zhang F, Li Y, You S, et al. Learning temporal consistency for low light video enhancement from single images[C]//*Proceedings of the IEEE/CVF conference on computer vision and pattern recognition*. 2021: 4967-4976.
- [11] Zheng C, Shi D, Shi W. Adaptive unfolding total variation network for low-light image enhancement[C]//*Proceedings of the IEEE/CVF international conference on computer vision*. 2021: 4439-4448.
- [12] Xu X, Wang R, Fu C W, et al. SNR-aware low-light image enhancement[C]//*Proceedings of the IEEE/CVF Conference on Computer Vision and Pattern Recognition*. 2022: 17714-17724.
- [13] Wu W, Weng J, Zhang P, et al. Uretinex-net: Retinex-based deep unfolding network for low-light image enhancement[C]//*Proceedings of the IEEE/CVF Conference on Computer Vision and Pattern Recognition*. 2022: 5901-5910.
- [14] Zhang Z, Zheng H, Hong R, et al. Deep color consistent network for low-light image enhancement[C]//*Proceedings of the IEEE/CVF Conference on Computer Vision and Pattern Recognition*. 2022: 1899-1908.
- [15] Zhou S, Li C, Change Loy C. Lednet: Joint low-light enhancement and deblurring in the dark[C]//*Computer Vision—ECCV 2022: 17th European Conference, Tel Aviv, Israel, October 23–27, 2022, Proceedings, Part VI*. Cham: Springer Nature Switzerland, 2022: 573-589.
- [16] Wang H, Xu K, Lau R W H. Local color distributions prior for image enhancement[C]//*Computer Vision—ECCV 2022: 17th European Conference, Tel Aviv, Israel, October 23–27, 2022, Proceedings, Part XVIII*. Cham: Springer Nature Switzerland, 2022: 343-359.
- [17] Wang T, Zhang K, Shen T, et al. Ultra-High-Definition Low-Light Image Enhancement: A Benchmark and Transformer-Based Method[J]. *arXiv preprint arXiv:2212.11548*, 2022.
- [18] Fu Z, Yang Y, Tu X, et al. Learning a Simple Low-Light Image Enhancer From Paired Low-Light Instances[C]//*Proceedings of the IEEE/CVF Conference on Computer Vision and Pattern Recognition*. 2023: 22252-22261.
- [19] Wu Y, Pan C, Wang G, et al. Learning Semantic-Aware Knowledge Guidance for Low-Light Image Enhancement[C]//*Proceedings of the IEEE/CVF Conference on Computer Vision and Pattern Recognition*. 2023: 1662-1671.
- [20] Xu X, Wang R, Lu J. Low-Light Image Enhancement via Structure Modeling and Guidance[C]//*Proceedings of the IEEE/CVF Conference on Computer Vision and Pattern Recognition*. 2023: 9893-9903.
- [21] Cao Y, Liu M, Liu S, et al. Physics-Guided ISO-Dependent Sensor Noise Modeling for Extreme Low-Light Photography[C]//*Proceedings of the IEEE/CVF Conference on Computer Vision and Pattern Recognition*. 2023: 5744-5753.
- [22] Niu M, Li Z, Zhong Z, et al. Visibility Constrained Wide-band Illumination Spectrum Design for Seeing-in-the-Dark[C]//*Proceedings of the IEEE/CVF Conference on Computer Vision and Pattern Recognition*. 2023: 13976-13985.
- [23] Y. Jiang et al., “EnlightenGAN: Deep light enhancement without paired supervision,” *IEEE Trans. Image Process.*, vol. 30, pp. 2340–2349, Jan. 2021.

- [24] L. Zhang, L. Zhang, X. Liu, Y. Shen, S. Zhang, and S. Zhao, "Zero-shot restoration of back-lit images using deep internal learning," in Proc. 27th ACM Int. Conf. Multimedia, 2019, pp. 1623–1631.
- [25] A. Zhu, L. Zhang, Y. Shen, Y. Ma, S. Zhao, and Y. Zhou, "Zero shot restoration of underexposed images via robust retinex decomposition," in Proc. IEEE Int. Conf. Multimedia Expo, 2020, pp. 1–6.
- [26] Z. Zhao, B. Xiong, L. Wang, Q. Ou, L. Yu, and F. Kuang, "RetinexDIP: A unified deep framework for low-light image enhancement," IEEE Trans. Circuits Syst. Video Technol., early access, Apr. 2021, doi: 10.1109/TCSVT.2021.3073371.
- [27] R. Liu, L. Ma, J. Zhang, X. Fan, and Z. Luo, "Retinex-inspired unrolling with cooperative prior architecture search for low-light image enhancement," in Proc. IEEE Conf. Comput. Vis. Pattern Recognit., 2021, pp. 10556–10565.
- [28] C. Guo et al., "Zero-reference deep curve estimation for low-light image enhancement," in Proc. IEEE Conf. Comput. Vis. Pattern Recognit., 2020, pp. 1777–1786.
- [29] C. Li, C. Guo, and C. L. Chen, "Learning to enhance low-light image via zero-reference deep curve estimation," IEEE Trans. Pattern Anal. Mach. Intell., early access, Mar. 2021, doi: 10.1109/TPAMI.2021.3063604.
- [30] Ma L, Ma T, Liu R, et al. Toward fast, flexible, and robust low-light image enhancement[C]//Proceedings of the IEEE/CVF Conference on Computer Vision and Pattern Recognition. 2022: 5637-5646.
- [31] Jin Y, Yang W, Tan R T. Unsupervised night image enhancement: When layer decomposition meets light-effects suppression[C]//Computer Vision—ECCV 2022: 17th European Conference, Tel Aviv, Israel, October 23–27, 2022, Proceedings, Part XXXVII. Cham: Springer Nature Switzerland, 2022: 404-421.
- [32] Panagiotou S, Bosman A S. Denoising Diffusion Post-Processing for Low-Light Image Enhancement[J]. arXiv preprint [arXiv:2303.09627](https://arxiv.org/abs/2303.09627), 2023.
- [33] Zhang X, Chen F, Wang C, et al. Sienet: Siamese expansion network for image extrapolation. IEEE Signal Processing Letters, 2020, 27: 1590-1594.
- [34] Shen R, Zhang X, Xiang Y. AFFNet: attention mechanism network based on fusion feature for image cloud removal. International Journal of Pattern Recognition and Artificial Intelligence, 2022: 2254014.
- [35] Zhang X F, Gu C C, Zhu S Y. SpA-Former: Transformer image shadow detection and removal via spatial attention[J]. arXiv preprint [arXiv:2206.10910](https://arxiv.org/abs/2206.10910), 2022.
- [36] Mei X, Ye X, Zhang X, et al. UIR-Net: A Simple and Effective Baseline for Underwater Image Restoration and Enhancement[J]. Remote Sensing, 2022, 15(1): 39.
- [37] Ran X, Ge L, Zhang X. RGAN: Rethinking generative adversarial networks for cloud removal[J]. International Journal of Intelligent Systems, 2021, 36(11): 6731-6747.
- [38] Panagiotou S, Bosman A S. Denoising Diffusion Post-Processing for Low-Light Image Enhancement[J]. arXiv preprint [arXiv:2303.09627](https://arxiv.org/abs/2303.09627), 2023.
- [39] Xia B, Zhang Y, Wang S, et al. Diffir: Efficient diffusion model for image restoration[J]. arXiv preprint [arXiv:2303.09472](https://arxiv.org/abs/2303.09472), 2023.
- [40] Chung H, Kim J, Mccann M T, et al. Diffusion posterior sampling for general noisy inverse problems[J]. arXiv preprint [arXiv:2209.14687](https://arxiv.org/abs/2209.14687), 2022.
- [41] Wang Y, Yu J, Zhang J. Zero-Shot Image Restoration Using Denoising Diffusion Null-Space Model[J]. arXiv preprint [arXiv:2212.00490](https://arxiv.org/abs/2212.00490), 2022.
- [42] Kawar B, Elad M, Ermon S, et al. Denoising diffusion restoration models[J]. arXiv preprint [arXiv:2201.11793](https://arxiv.org/abs/2201.11793), 2022.
- [43] Chung H, Sim B, Ryu D, et al. Improving diffusion models for inverse problems using manifold constraints[J]. arXiv preprint [arXiv:2206.00941](https://arxiv.org/abs/2206.00941), 2022.