

# Off-policy Evaluation in Doubly Inhomogeneous Environments

Zeyu Bian<sup>1</sup>, Chengchun Shi<sup>2</sup>, Zhengling Qi<sup>3</sup> and Lan Wang<sup>1</sup>

<sup>1</sup>Department of Management Science, University of Miami

<sup>2</sup>Department of Statistics, London School of Economics and Political Science

<sup>3</sup> Department of Decision Sciences, The George Washington University

## Abstract

This work aims to study off-policy evaluation (OPE) under scenarios where two key reinforcement learning (RL) assumptions – temporal stationarity and individual homogeneity are both violated. To handle the “double inhomogeneities”, we propose a class of latent factor models for the reward and observation transition functions, under which we develop a general OPE framework that consists of both model-based and model-free approaches. To our knowledge, this is the first paper that develops statistically sound OPE methods in offline RL with double inhomogeneities. It contributes to a deeper understanding of OPE in environments, where standard RL assumptions are not met, and provides several practical approaches in these settings. We establish the theoretical properties of the proposed value estimators and empirically show that our approach outperforms competing methods that ignore either temporal nonstationarity or individual heterogeneity. Finally, we illustrate our method on a data set from the Medical Information Mart for Intensive Care.

*Keywords:* Double Inhomogeneities; Off-policy Evaluation; Reinforcement Learning; Two-way Fixed Effects Model.

# 1 Introduction

Reinforcement learning (RL, [Sutton and Barto, 2018](#)) aims to optimize an agent’s long-term reward by learning an optimal policy that determines the best action to take under every circumstance. RL is closely related to the dynamic treatment regimens (DTR) or adaptive treatment strategies in statistical research for precision medicine ([Murphy, 2003](#); [Robins, 2004](#); [Qian and Murphy, 2011](#); [Kosorok and Moodie, 2015](#); [Tsiatis et al., 2019](#); [Qi et al., 2020](#); [Zhou et al., 2022a](#)), which seeks to obtain the optimal treatment policy in finite horizon settings with a few treatment stages that maximizes patients’ expected outcome. Nevertheless, statistical methods for DTR mentioned above normally cannot handle large or infinite horizon settings. They require the number of trajectories to tend to infinity to achieve estimation consistency, unlike RL, which works even with finite number of trajectories under certain conditions. In addition to precision medicine, RL has been applied to various fields, such as games ([Silver et al., 2016](#)), ridesharing ([Xu et al., 2018](#)), mobile health ([Liao et al., 2021](#)) and robotics ([Levine et al., 2020](#)).

In this article, we focus on the topic of off-policy evaluation (OPE) in RL, whose objective is to evaluate the value function of a given target policy using data collected from a potentially different policy, known as the behavior policy. OPE is important in applications in which directly implementing the target policy involves potential risks and high costs. For instance, in healthcare, it would be expensive (in terms of both time and budget) to conduct a randomized experiment to recruit a large number of individuals and follow them up for the duration of the entire experiment. Meanwhile, it might be unethical to directly apply a new treatment policy to some individuals without offline validation. It is therefore important to study and develop RL methods only using the observed and historical data (offline RL),

and OPE is particularly vital in offline RL. Generally speaking, the existing OPE methods can be divided into four categories: model-based methods (Liu et al., 2018b; Gottesman et al., 2019; Yin and Wang, 2020; Zhang et al., 2020), importance sampling-based methods (Liu et al., 2018a; Wang et al., 2021), value function-based methods (Luckett et al., 2020; Liao et al., 2021; Shi et al., 2022), and doubly robust estimation methods (Jiang and Li, 2016; Thomas and Brunskill, 2016; Bibaut et al., 2021; Kallus and Uehara, 2022; Liao et al., 2022), which typically are a fusion of the former two approaches. See Uehara et al. (2022) and the references therein for an overview.

**Motivation.** Most methods in the RL literature would require the following two critical assumptions in order to obtain a consistent estimator: temporal stationarity and individual homogeneity. The temporal stationarity assumption requires that the system dynamics for each subject do not depend on the time whereas individual homogeneity requires the system dynamics at each time to be identical across all subjects. Nonetheless, both conditions are likely to be violated in many RL applications, e.g., mobile health and infectious disease control. This work draws partial motivation from the longitudinal data of septic patients obtained from the Medical Information Mart for Intensive Care (MIMIC-III, Johnson et al., 2016), a database containing information on critical care patients. Sepsis is a severe and potentially fatal condition that occurs when the human body’s response to an infection injures its own tissues and organs (Singer et al., 2016). It can progress rapidly and cause multiple organ failures, resulting in a decline in a patient’s health and an increased risk of death. Prompt treatment of sepsis is thus essential for improving patient outcomes and reducing mortality rates. However, the heterogeneity in patients’ response to sepsis treatments (Evans et al., 2021), as well as a potentially non-stationary environment (the

data includes patients’ medical information over 10 years) make it extremely challenging to effectively manage the illness using existing statistical methods. Our analysis provides insights into the impact of different treatment options on patient outcomes which helps develop more effective and personalized approaches to sepsis care.

In the statistical literature, [Li et al. \(2022\)](#) developed a hypothesis testing procedure to assess the stationarity assumption in RL, based on which a policy learning procedure is proposed to handle possibly nonstationary environments. [Chen et al. \(2022a,b\)](#) developed a transferred Q-learning algorithm and an auto-clustered policy iteration algorithm to handle heterogeneous data. However, these methods require either temporal stationarity or individual homogeneity, and would fail in doubly inhomogeneous environments when both assumptions are violated. [Hu et al. \(2022\)](#) proposed an algorithm to adaptively split the data into rectangles in which the system dynamics are identical over time and across individuals. They studied policy learning instead of OPE. In addition, they imposed a latent group structure over time and population. This structural assumption can be violated when the dynamics vary smoothly over both population and time; see Remark 4 for details.

**Challenges.** OPE is substantially more challenging under the doubly inhomogeneous environments. First, the evaluation target is different. In particular, most existing solutions developed in doubly homogeneous environments have predominantly focused on evaluating the expected long-term reward following the target policy aggregated over time and population. In contrast, the following four time- and/or individual-specific values are of particular interest in the presence of double inhomogeneities:

1. The expected long-term reward aggregated over both time and population;
2. The expected long-term reward aggregated over time for a given subject;

3. The expected reward at a given time aggregated over population;
4. The expected reward at a given time for a given subject.

Second, an unresolved challenge is how to efficiently borrow information over time and population for OPE. On one hand, to account for the subject heterogeneity or temporal nonstationarity, one could conduct OPE based on the data within each individual trajectory or at a given time. However, this approach may result in an estimator with a high variance. On the other hand, naively pulling data over population and time without careful considerations would lead to biased estimators.

***Contributions.*** This work makes the following contributions. First, to the best of our knowledge, it is the first study to investigate OPE in doubly inhomogeneous RL domains. Unlike prior works that primarily focused on evaluating the average effect over time and population, we provide a systematic approach for examining values that are specific to time and/or individuals. These values hold particular importance in the context of double inhomogeneities.

Second, we present a comprehensive framework for doubly inhomogeneous OPE which comprises both model-free and model-based methods. To effectively utilize information in the presence of temporal nonstationarity and individual heterogeneity, we introduce a class of two-way doubly inhomogeneous decision process (TWDIDP) models and develop policy value estimators based on these models. Our proposal shares similar spirits with the two-way fixed effects model that is widely studied in economics and social science ([Angrist and Pischke, 2009](#); [Arkhangelsky et al., 2021](#); [Imai and Kim, 2021](#)). Nonetheless, our model is substantially more complicated due to the incorporation of carryover effects: in our model, the current treatment not only affects its immediate outcome, but also impacts the future

outcomes through its effect on the future observation via the transition function. In contrast, the fixed effects models commonly employed in the panel data literature tend to exclude carryover effects (Imai and Kim, 2019; Arkhangelsky et al., 2021).

Finally, we systematically investigate the theoretical properties of the proposed model-free method. In particular, we derive the convergence rates of various proposed value estimators, showing that the estimated average effect, individual-specific effect, time-specific effect and individual- and time-specific effect converge at a rate of  $(NT)^{-1/2}$ ,  $T^{-1/2}$ ,  $N^{-1/2}$  and  $\min^{-1/2}(N, T)$ , respectively, up to some logarithmic factors, where  $N$  is the number of trajectories and  $T$  is the number of time points. We further establish the limiting distributions of these estimators.

**Organization.** The rest of this paper is organized as follows. In Section 2, we introduce the proposed doubly inhomogeneous decision process model to incorporate temporal non-stationarity and individual heterogeneity. In Sections 3 and 4, we present our proposed model-free and model-based methods. We analyze their statistical properties in Section 5. A series of comprehensive simulation studies are conducted in Section 6. Finally, in Section 7, we illustrate the proposed approach using the MIMIC-III dataset.

## 2 Two-way Doubly Inhomogeneous Decision Processes

**Data.** We first describe the dataset. We assume the offline data consist of  $N$  independent trajectories, each with  $T$  many time points, and can be summarized as the following observation-action-reward triplets  $\{(O_{i,t}, A_{i,t}, R_{i,t}) : 1 \leq i \leq N, 1 \leq t \leq T\}$  where  $i$  indexes the  $i$ th individual and  $t$  indexes the  $t$ th time point. For example, in mobile health

applications,  $O_{i,t} \in \mathbb{R}^d$  denotes the vector of covariates measured from the  $i$ th individual at time  $t$  where  $d$  is the dimension of the observation,  $A_{i,t}$  denotes the treatment assigned to the  $i$ th individual at time  $t$ , and  $R_{i,t} \in \mathbb{R}$  denotes the  $i$ th individual's clinical outcome at time  $t$ . Let  $\mathcal{O}$  and  $\mathcal{A}$  denote the observation and action space, respectively. We assume  $\mathcal{A}$  is a discrete space whereas,  $\mathcal{O}$  is a compact subspace of  $\mathbb{R}^d$ , and the reward is uniformly bounded. The bounded rewards assumption is commonly imposed in the RL literature (see e.g., [Fan et al., 2020](#); [Li et al., 2023](#)).

**Model.** We next present the proposed two-way doubly inhomogeneous decision process model. In the RL literature, a common practice is to employ the Markov decision process (MDP, [Puterman, 2014](#)) to model the data generating process. For simplicity, for now we assume both the observation and reward spaces are discrete, the MDP model essentially requires the reward and future observation to be conditionally independent of the past data history given the current observation-action pair so that the system dynamics are uniquely determined by the following Markov transition function  $p$ ,

$$\mathbb{P}(O_{i,t+1} = o', R_{i,t} = r | A_{i,t} = a, O_{i,t} = o, \{O_{i,j}, A_{i,j}, R_{i,j}\}_{1 \leq j < t}) = p(o', r | a, o), \quad (2.1)$$

which is assumed to be doubly homogeneous, i.e., constant over time and population.

Instead of adopting the MDP model, we propose to use a more general model that relies on two key assumptions. First, we assume the existence of a set of individual- and time-specific latent factors  $\{U_i\}_{i=1}^N$  and  $\{V_t\}_{t=1}^T$  conditional on which the Markov assumption holds. More specifically, for any  $i$  and  $t$ , we assume

$$\begin{aligned} & \mathbb{P}(O_{i,t+1} = o', R_{i,t} = r | U_i = u_i, V_t = v_t, A_{i,t} = a, O_{i,t} = o, \{O_{i,j}, A_{i,j}, R_{i,j}, V_j\}_{1 \leq j < t}) \\ &= p(o', r | u_i, v_t, a, o). \end{aligned} \quad (2.2)$$

**Remark 1.** Unlike (2.1), the transition function in (2.2) is both individual- and time-dependent due to the inclusion of  $U_i$  and  $V_t$ . The individual-specific factors can be viewed as certain individual baseline information (e.g., educational background) that does not vary over time whereas the time-specific factors correspond to certain external factors (e.g., holidays) that have common effects on all individuals.

**Remark 2.** Both  $\{U_i\}_{i=1}^N$  and  $\{V_t\}_{t=1}^T$  are unobserved in practice, leading to the violation of the Markov assumption. Indeed, the proposed data generating process can be viewed as a special class of partially observable MDPs (POMDPs, Sutton and Barto, 2018) where the unobserved factors either do not evolve over time (e.g.,  $\{U_i\}_{i=1}^N$ ) or do not vary across individuals (e.g.,  $\{V_t\}_{t=1}^T$ ). More generally, one may allow the latent factors to evolve over both time and population. However, this makes the subsequent policy evaluation extremely challenging. In contrast, our proposal decomposes these factors into individual-only and time-only effects, which can be consistently estimated when both  $N$  and  $T$  diverge to infinity. We also remark that latent factor models are widely used in finance (Ross, 1976), economics (Bai and Ng, 2002), healthcare (Dwivedi et al., 2022), psychology (Bollen, 2002) and machine learning (Nickel et al., 2011).

**Remark 3.** The assumption of discrete rewards and observations is utilized merely to simplify the presentation. Our proposed methodology can be equally applied to scenarios with continuous observation/reward spaces as well. In these cases, we use  $p(\bullet, \bullet | U_i, V_t, A_{i,t}, O_{i,t})$  to represent the conditional density function of  $(O_{i,t+1}, R_{i,t})$  given  $U_i$ ,  $V_t$ ,  $A_{i,t}$ , and  $O_{i,t}$ .

**Remark 4.** The model imposed by Hu et al. (2022) can also be viewed as a special latent factor model where  $\{U_i\}_i$  and  $\{V_t\}_t$  only take a limited number of discrete values. They

assumed the existence of a finite number of subject clusters, within each of which the values of  $\{U_i\}_i$  are identical. Additionally,  $\{V_t\}_t$  are assumed to be piecewise constant near  $T$ . As commented in the introduction, such an assumption can be violated when the dynamics vary smoothly over the two dimensions. In contrast, our proposed model addresses this limitation by allowing the latent factors  $\{U_i\}_i$  and  $\{V_t\}_t$  to be continuous variables.

Second, we impose an additivity assumption, which requires the transition function  $p$  to be additive in  $u$ ,  $v$  and  $(a, o)$ , i.e.,

$$p(o', r | u_i, v_t, a, o) = \pi_u p_{u_i}(o', r | u_i) + \pi_v p_{v_t}(o', r | v_t) + \pi_0 p_0(o', r | a, o) \quad (2.3)$$

for some non-negative constants  $\pi_u$ ,  $\pi_v$ , and  $\pi_0$  that satisfy  $\pi_u + \pi_v + \pi_0 = 1$  and some unknown conditional probability density (mass) functions  $p_u$ ,  $p_v$  and  $p_0$ .

The additivity assumption in (2.3) essentially assumes that the transition function corresponds to a mixture of  $p_u$ ,  $p_v$  and  $p_0$ , with the mixing weights given by  $\pi_u$ ,  $\pi_v$  and  $\pi_0$ , respectively. Under the additivity assumption,  $p_u$  and  $p_v$  correspond to the individual- and time-specific effects, respectively, and are independent of the current observation-action pair. The function  $p_0$  corresponds to the main effect shared over time and subjects.

Multiplying both sides of (2.3) by  $r$  and integrating with respect to  $r$  and  $o'$ , we obtain

$$R_{i,t} = \theta_i + \lambda_t + r_1(a, o) + \varepsilon_{i,t}, \quad (2.4)$$

where  $\theta_i = \pi_u \int r p_{u_i}(o', r | u_i) dr do'$ ,  $\lambda_t = \pi_v \int r p_{v_t}(o', r | v_t) dr do'$ ,  $r_1(a, o) = \pi_0 \int r p_0(o', r | a, o) dr do'$ , and  $\varepsilon_{i,t} = R_{i,t} - \mathbb{E}(R_{i,t} | A_{i,t} = a, O_{i,t} = o)$  has conditional mean zero. In what follows, we assume the latent factors  $\{U_i\}_i$  and  $\{V_t\}_t$  are fixed and use  $\{u_i\}_i$  and  $\{v_t\}_t$  to denote their realizations. Other random variables in the environment will not alter their values. In the

sequel, all the expectations mentioned are implicitly conditional on  $\{U_i\}_i$  and  $\{V_t\}_t$ . Notably, the policy value of interest is defined as the conditional expectation of the reward given  $\{U_i\}_i$  and  $\{V_t\}_t$ . Models of this type (Equation 2.4) are referred to as the two-way fixed-effects (2FE) model in the panel data literature (see e.g., Imai and Kim, 2021). Nonetheless, our model has the distinctive feature that it allows the current treatment to not only affect the immediate outcome, but also impact the future outcomes through its effect on the future observations via the transition function in (2.3).

**Remark 5.** *Our additivity assumption (2.3) is motivated by the increased popularity of the fixed-effect models in the panel data literature, due to its interpretability and the ability to account for unobserved variables. As commented by Green et al. (2001), fixed effects regression can scarcely be faulted for being the bearer of bad tidings. Such a model has emerged as a crucial tool assisting researchers in various fields such as medical and political science, facilitating the derivation of scientific conclusions. For example, in a highly cited paper, Bachhuber et al. (2014) studied the association between legal medical marijuana and opioid overdose mortality. In their analysis, a statistical significant negative impact on the state-level opioid overdose mortality rates along with the legalization of the medical usage of cannabis were found using 2FE regression. In another influential paper, Hotz and Xiao (2011) investigated the influence of state child care regulations on the demand of care in child care markets in USA. Using 2FE regression, they concluded that the implementation of regulations leads to a decrease of the number of center-based child care facilities. This demonstrates the potential of imposing additivity assumption and using 2FE models for modeling the decision process in our setting.*

To summarize the data generating process model, the latent factors  $\{U_i\}_i$  and  $\{V_t\}_t$  are

sampled prior to all interactions with the environment. For a specific trajectory  $i$ , at each time point  $t$ , we observe  $O_{i,t}$  according to the transition model (2.3). Next, the agent takes an action  $A_{i,t}$  according to the observed data history and receives an immediate reward  $R_{i,t}$  according to (2.3). Finally, the environment transits into the next state, yielding  $O_{i,t+1}$ . A causal diagram illustrating the data generating procedure can be found in Section A.1 of the supplementary article. Importantly, we focus on the RL settings where the actions are unconfounded in this article. Extensions to settings with unmeasured confounders are left for future research.

**Estimands.** Finally, we define our target estimand of interest. A policy prescribes how an agent acts and makes decisions. Mathematically, it maps the space of observed data history to a probability mass function on the action space, prescribing the probability that a given individual receives a given treatment at each time point. Throughout this paper, we focus on evaluating *stationary* policies where the action selection probability depends on history only through the current observation and this dependence is stationary over time. More specifically, following a given stationary policy  $\pi$ , the  $i$ th individual will receive treatment  $a$  with probability  $\pi(a|O_{i,t})$ . This policy class includes observation-agnostic policies, i.e.,  $\pi(a|O_{i,t}) = \pi(a)$  for any  $a$ . Meanwhile, the proposed method can be extended to evaluate possibly nonstationary policies.

For a given target policy  $\pi$ , we define the following four estimands of interest: (i) the average effect  $\eta^\pi \equiv (NT)^{-1} \sum_{i=1}^N \sum_{t=1}^T \mathbb{E}^\pi(R_{i,t})$ ; (ii) the individual-specific effect given the observed initial observation  $\eta_i^\pi \equiv T^{-1} \sum_{t=1}^T \mathbb{E}^\pi(R_{i,t}|O_{i,1})$ ; (iii) the time-specific effect  $\eta_t^\pi \equiv N^{-1} \sum_{i=1}^N \mathbb{E}^\pi(R_{i,t})$  and (iv) the individual- and time-specific effect  $\eta_{i,t}^\pi \equiv \mathbb{E}^\pi(R_{i,t}|O_{i,1})$ . Here, the notation  $\mathbb{E}^\pi$  means that the expectation is taken by assuming the system dynamics

follow the target policy  $\pi$ . In defining  $\eta_i^\pi$  and  $\eta_{i,t}^\pi$ , we include  $O_{i,1}$  in the conditioning set to eliminate their variability resulting from marginalizing over the initial observation distribution. This is reasonable, as the initial observation distribution may no longer be identical across different subjects due to individual heterogeneity, making it impossible to infer consistently from the data.

We focus on estimating (iv)  $\eta_{i,t}^\pi$  in the next two sections, based on which estimators for (i)–(iii) can be easily derived by taking the average over time and/or population.

**Remark 6.** *In stationary environments with certain mixing conditions (see e.g., [Bradley, 2005](#)), the system will reach its stationary distribution. In that case, it is immediate to see that  $\lim_T \eta_i^\pi = \lim_t \eta_{i,t}^\pi$  and  $\lim_T \eta^\pi = \lim_t \eta_t^\pi$ . Meanwhile, under individual homogeneity, we obtain  $\lim_T \eta^\pi = \lim_T \eta_i^\pi$ . As such, the aforementioned four targets are asymptotically the same as in the classical doubly homogeneous environments.*

### 3 Model-free OPE

We now develop model-free methodologies to learn  $\eta_{i,t}^\pi$ : the  $i$ th subject’s average reward at time  $t$  given  $O_{i,1}$ . **Model-free methods construct the estimator without directly learning the transition function.** Compared to model-based methods which directly learn the transition function to derive the estimator, they are preferred in settings with a large observation space, or where the transition function is highly complicated and can be misspecified.

**Challenge.** Before presenting our proposal, we outline the challenges in consistently estimating the policy value. First, existing model-free methods developed in the RL literature (see e.g., [Luckett et al., 2020](#); [Liao et al., 2021](#); [Kallus and Uehara, 2022](#); [Liao](#)

et al., 2022; Shi et al., 2022) focused on learning the long-term reward in a stationary environment. These methods are not applicable to learn the expected reward at a given time with nonstationary transition functions. Second, in the DTR literature, backward induction or dynamic programming (Bellman, 1957; Bather, 2000) is widely employed to evaluate the value function in the sparse reward setting where the reward is obtained at the last stage and all the immediate rewards equal zero. It is applicable to evaluate  $\mathbb{E}^\pi(R_{i,t})$  in nonstationary environments. Nonetheless, it requires all individual trajectories to follow the same distribution and is thus inapplicable to our setting.

**Q-function.** Our proposal extends the classical backward induction method to the doubly inhomogeneous environments. To begin with, we define the following individual- and time-specific Q-function

$$Q_{i,t_1,t_2}^\pi(o, a) = \mathbb{E}^\pi(R_{i,t_2} | A_{i,t_1} = a, O_{i,t_1} = o), \quad (3.1)$$

for any  $1 \leq i \leq N$  and  $1 \leq t_1 \leq t_2 \leq T$ . To elaborate on this definition, we consider two particular choices of  $t_1$ . First, when  $t_1 = t_2$ , (3.1) reduces to the conditional mean of  $R_{i,t_2}$  given  $(A_{i,t_2}, O_{i,t_2})$ , which equals  $\theta_i + \lambda_t + r_1(A_{i,t}, O_{i,t})$  (see Equation (2.4)) under additivity. Second, when  $t_1 = 1$ , it is immediate to see that

$$\eta_{i,t_2}^\pi = \sum_a Q_{i,1,t_2}^\pi(O_{i,1}, a) \pi(a | O_{i,1}). \quad (3.2)$$

As such, it suffices to learn  $Q_{i,1,t}^\pi$  to construct estimators for  $\eta_{i,t}^\pi$ .

**Remark 7.** In both the DTR and the RL literature, the Q-function is typically defined as the cumulative reward starting from a given time  $t_1$ . Our Q-function in (3.1) differs in that: (i) it is individual-specific where the subscript  $i$  encodes its dependence upon the latent

factor  $u_i$ ; (ii) it is the conditional mean of the immediate reward at time  $t_2$  only instead of the cumulative reward since our objective here lies in evaluating  $\mathbb{E}^\pi(R_{i,t_2})$ .

**Backward induction.** We propose to use backward induction to compute an estimated Q-function  $\widehat{Q}_{i,1,t}^\pi$  for  $Q_{i,1,t}^\pi$  and then plug the estimator into (3.2) to construct the policy value estimator. To begin with, consider the reward function  $\{Q_{i,t,t}^\pi\}_{i,t}$ . As shown in (2.4), under the two-way fixed-effect model, we have  $Q_{i,t,t}^\pi(o, a) = r_1(o, a) + \theta_i + \lambda_t$  for any  $i$  and  $t$ . This motivates us to consider the following optimization problem:

$$(\widehat{\boldsymbol{\theta}}, \widehat{\boldsymbol{\lambda}}, \widehat{r}_1) = \arg \min_{\boldsymbol{\theta}, \boldsymbol{\lambda}, r_1} \sum_{i,t} [R_{i,t} - \theta_i - \lambda_t - r_1(O_{i,t}, A_{i,t})]^2, \quad (3.3)$$

where  $\boldsymbol{\theta} = (\theta_1, \dots, \theta_N)^\top \in \mathbb{R}^N$ , and  $\boldsymbol{\lambda} = (\lambda_1, \dots, \lambda_T)^\top \in \mathbb{R}^T$ .

To guarantee the uniqueness of the solution to (3.3), we impose the identifiability constraints  $\sum_i \theta_i = \sum_t \lambda_t = 0$ . There are other constraints one could consider, but they all lead to the same estimation of the Q-function. The proposed backward induction algorithm is designed to accommodate both linear and nonlinear function approximation. It can utilize many existing supervised learning algorithms to solve (3.3). We provide a concrete proposal based on the method of sieves (Grenander, 1981) in Section 3.1. Alternatively, one can model  $r_1$  via deep neural networks (DNN) and estimate the parameters involved in the DNN as well as  $\{\theta_i\}_i$ ,  $\{\lambda_t\}_t$  via e.g., the Adam algorithm (Kingma and Ba, 2015).

We next estimate  $\{Q_{i,t-1,t}\}_{i,t}$ . According to the Bellman equation, we obtain

$$Q_{i,t-1,t}(O_{i,t-1}, A_{i,t-1}) = \mathbb{E} \left[ \sum_a \pi(a|O_{i,t}) Q_{i,t,t}(O_{i,t}, a) | A_{i,t-1}, O_{i,t-1} \right].$$

Under the additivity assumption, we can similarly obtain a two-way decomposition for  $Q_{i,t-1,t}$ ; see Proposition 1 below for a formal statement. This allows us to solve a constrained

optimization problem similar to (3.3) to estimate  $Q_{i,t-1,t}$ . We next repeat this procedure to recursively estimate  $\{Q_{i,t-2,t}\}_{i,t}$ ,  $\{Q_{i,t-3,t}\}_{i,t}$ ,  $\dots$ ,  $\{Q_{i,1,t}\}_{i,t}$  based on the Bellman equation and finally construct the policy value estimator via (3.2). We summarize our estimating procedure in Algorithm 1 below. The following proposition formally states the two-way structure of these Q-functions.

**Proposition 1.** *For any integer  $k < t$ , the Q-function  $Q_{i,t-k+1,t}^\pi(o, a)$  satisfies*

$$Q_{i,t-k+1,t}^\pi(o, a) = r_k^\pi(o, a) + \theta_{k,i}^\pi + \lambda_{k,t}^\pi,$$

where  $\theta_{k,i}^\pi$  and  $\lambda_{k,t}^\pi$  depend only on  $i, k, \pi$  and  $t, k, \pi$  respectively.

In what follows, we omit  $\pi$  in  $r_k^\pi(o, a)$ ,  $\theta_{k,i}^\pi$ , and  $\lambda_{k,t}^\pi$  when there is no confusion.

---

**Algorithm 1** Pseudocodes for Estimating  $\eta_{i,t^*}^\pi$ .

---

1: **function** ( $R_{i,t}, A_{i,t}, O_{i,t}$  for  $1 \leq i \leq N, 1 \leq t \leq T$ )

2:     Set iteration counter  $k \leftarrow 1$ .

3:     Solve  $(\hat{\theta}_i, \hat{\lambda}_t, \hat{r}_1) = \arg \min_{\theta_i, \lambda_t, r_1} \sum_{i,t} [R_{i,t} - \theta_i - \lambda_t - r_1(O_{i,t}, A_{i,t})]^2$ .

4:     Compute  $\hat{Q}_{i,t,t}^\pi(O_{i,t}, a) = \hat{r}_1(O_{i,t}, a) + \hat{\theta}_i + \hat{\lambda}_t$ , for all  $i, t$ , and  $a \in \mathcal{A}$ .

5:     **repeat**

6:          $k \leftarrow k + 1$

7:         For all  $i$  and  $t \geq k$ , solve

$$\min_{\theta_{k,i}, \lambda_{k,t}, r_k} \sum_{i,t} \left[ \sum_{a \in \mathcal{A}} \pi(a|O_{i,t-k+2}) \hat{Q}_{i,t-k+2,t}^\pi(O_{i,t-k+2}, a) - \theta_{k,i} - \lambda_{k,t} - r_k(O_{i,t-k+1}, A_{i,t-k+1}) \right]^2.$$

8:         Compute  $\hat{Q}_{i,t-k+1,t}^\pi(O_{i,t-k+1}, a) = \hat{r}_k(O_{i,t-k+1}, a) + \hat{\theta}_{k,i} + \hat{\lambda}_{k,t}$ , for  $a \in \mathcal{A}$ .

9:     **until**  $k = t^*$

10:      $\hat{\eta}_{i,t^*}^\pi = \sum_a \hat{Q}_{i,1,t^*}^\pi(O_{i,1}, a) \pi(a|O_{i,1})$

---

To conclude this section, we draw a comparison with the classical backward induction in

the DTR literature (Murphy, 2003; Robins, 2004). First, the classical backward induction algorithm aims to learn the Q-function under an optimal policy and derive the optimal policy as the greedy policy with respect to the estimated Q-function. To the contrary, the proposed algorithm learns the Q-function under a fixed target policy for the purpose of policy evaluation. Second, classical backward induction requires the computation of the Q-function recursively from time  $t$  till the beginning. However, it is worth mentioning that the Q-function of our method converges exponentially fast to a constant function with respect to the lag  $k$  (see Section C.2 of the supplementary material). We refer to this phenomenon as Q-function degeneracy. As such, early stopping can be potentially employed in Algorithm 1 to speed up the computation.

Finally, the proposed backward induction allows us to efficiently borrow information under the additivity assumption. Specifically, during each iteration, we pull all the relevant data together to estimate the Q-function. This allows us to consistently estimate the main effect (shared by all observations) at a rate of  $(NT)^{-\alpha}$  which depends on both  $N$  and  $T$ , and the exponent  $0 < \alpha \leq 1/2$  depends on the nonparametric methods being used to solve the optimization problem. Meanwhile, the two-way fixed effects  $\theta$ s and  $\lambda$ s converge at  $T^{-1/2}$  and  $N^{-1/2}$  respectively, up to some logarithmic factors. To the contrary, the estimator obtained via the classical backward induction typically converges at a rate of  $N^{-\alpha'}$  for some  $0 < \alpha' \leq 1/2$  in individual-homogeneous and history-dependent<sup>1</sup> environments.

---

<sup>1</sup>The transition function depends on the entire history instead of the current observation-action pair.

### 3.1 A Linear Sieve Estimator for Two-way Fixed Effects Model

**Notation.** Given arbitrary  $\{x_{i,t}\}_{1 \leq i \leq N, 1 \leq t \leq T}$ , let  $\mathbf{x} \in \mathbb{R}^{NT}$  denote the vector whose  $((t-1)N + i)$ -th element equals  $x_{i,t}$ . That is,  $\mathbf{x}$  is constructed by stacking the  $N$  elements at the first time point, followed by the  $N$  elements at the second time point, and so on, until the  $N$  elements at the final time point, i.e.,

$$\mathbf{x} = (x_{1,1}, x_{2,1}, \dots, x_{N,1}, x_{1,2}, \dots, x_{N-1,T}, x_{N,T})^\top.$$

Similarly, given a set of vectors  $\{\mathbf{x}_{i,t}\}_{i,t}$ , let  $\mathbf{X}$  denote the matrix whose  $((t-1)N + i)$ th row equals  $\mathbf{x}_{i,t}$ .

To implement Algorithm 1, we need to solve two-way fixed effects models repeatedly for value function estimation. To simplify the presentation, we focus on the estimation of  $Q_{i,t,t}^\pi(O_{i,t}, a_{i,t})$  (see Equation (3.3)). We propose to approximate the main effect function  $r_1(o, a)$  using linear sieves (Huang, 1998; Chen and Christensen, 2015), i.e.,  $r_1(o, a) \approx \Phi_L^\top(o) \beta_a$ , where  $\Phi_L(o)$  is a vector consisting of  $L$  sieve basis functions, e.g., splines or wavelet bases. Under mild conditions, for spline basis functions, there exists a vector  $\{\beta_a^*\}$  such that the approximation error is negligible, i.e.,  $\sup_{o,a} |r_1(o, a) - \Phi_L(o)^\top \beta_a^*| = O(L^{-p/d})$  where  $p > 0$  measures the smoothness of the system dynamics; see Assumption 1 in Section 5 (Schumaker, 2007). For simplicity, we now focus on the binary action space setting, in which  $\mathcal{A} = \{0, 1\}$ .

The two-way fixed effects model in (2.3) can be represented in the following matrix form:

$\mathbf{R} = \mathbf{B}\alpha + \mathbf{M} + \varepsilon$ , where  $\mathbf{R} = (R_{1,1}, R_{2,1}, \dots, R_{N,1}, R_{1,2}, \dots, R_{N-1,T}, R_{N,T})^\top \in \mathbb{R}^{NT}$ ,  $\alpha = (\theta^\top, \lambda^\top)^\top$ ,  $\mathbf{B} = (\mathbf{1}_T \otimes \mathbf{I}_N, \mathbf{I}_T \otimes \mathbf{1}_N) \in \mathbb{R}^{NT \times (N+T)}$  is the design matrix,  $\mathbf{I}_N$  is a  $N \times N$  identity matrix,  $\mathbf{1}_T$  is a vector of length  $T$  with all elements one,  $\mathbf{M} =$

$(r_1(O_{1,1}, A_{1,1}), r_1(O_{2,1}, A_{2,1}), \dots, r_1(O_{N,1}, A_{N,1}), r_1(O_{1,2}, A_{1,2}), \dots, r_1(O_{N,T}, A_{N,T}))^\top \in \mathbb{R}^{NT}$ ,

and  $\otimes$  is the Kronecker product. In what follows, we will omit the indices of these matrices and vectors when there is no confusion.

Let  $\Phi_{i,t} = ((1 - A_{i,t})\Phi_L^\top(O_{i,t}), A_{i,t}\Phi_L^\top(O_{i,t}))^\top$ , and let  $\Phi$  be the  $\mathbb{R}^{NT \times 2L}$  matrix

$$(\Phi_{1,1}^\top, \Phi_{2,1}^\top, \dots, \Phi_{N,1}^\top, \Phi_{1,2}^\top, \dots, \Phi_{N-1,T}^\top, \Phi_{N,T}^\top)^\top.$$

By the Frisch–Waugh–Lovell theorem (Frisch and Waugh, 1933; Lovell, 1963), a closed-form estimator of  $\beta = (\beta_0^\top, \beta_1^\top)^\top$  can be obtained accordingly:

$$\hat{\beta} = (\Phi^\top(I - P)\Phi)^{-1}\Phi^\top(I - P)R, \quad (3.4)$$

where  $P$  is the projection matrix:  $P = B(B^\top B)^+B^\top$ , and  $(B^\top B)^+$  is the Moore–Penrose inverse of the matrix  $B^\top B$ .

Given the estimated  $\beta$ , the estimator of the main effect  $r_1(O_{i,t}, A_{i,t})$  (denoted by  $\hat{r}_1$ ) can then be obtained, based on which the fixed effects can be calculated. Under the constraints that  $\sum_{i=1}^N \theta_i = \sum_{t=1}^T \lambda_t = 0$ , we have

$$\hat{\theta}_i = T^{-1} \sum_{t=1}^T (R_{i,t} - \hat{r}_1(O_{i,t}, A_{i,t})), \text{ and } \hat{\lambda}_t = N^{-1} \sum_{i=1}^N (R_{i,t} - \hat{r}_1(O_{i,t}, A_{i,t})).$$

The resulting estimated Q-function is given by

$$\hat{Q}_{i,t,t}^\pi(O_{i,t}, a) = \hat{\theta}_i + \hat{\lambda}_t + \Phi_L(O_{i,t})^\top \hat{\beta}_a.$$

**Remark 8.** When  $N$  or  $T$  is large, solving the two-way fixed effects models directly can be computationally burdensome. An alternative approach is to separate the estimation procedure into two tasks so that the main effect can be computed first, followed by the estimation of time and individual-specific effects. This avoids inverting a large  $(N+T+2L) \times (N+T+2L)$  square matrix, making it computationally efficient (see Algorithm 2 in the Appendix).

## 4 Model-based OPE

In this section, we develop model-based methods that derive the off-policy value estimator by learning the system dynamics. Recall that under the additivity assumption,

$$R_{i,t} = \theta_i + \lambda_t + r_1(O_{i,t}, A_{i,t}) + \varepsilon_{i,t}.$$

As we discussed in Section 3, the main effect  $r_1$ , as well as the individual- and time-specific effects can be estimated by solving the following optimization problem,

$$\arg \min_{\{\theta_i\}_i, \{\lambda_t\}_t, r_1} \sum_{i,t} [R_{i,t} - \theta_i - \lambda_t - r_1(O_{i,t}, A_{i,t})]^2.$$

In addition, we need to estimate the mixing probabilities  $\pi_u$ ,  $\pi_v$ ,  $\pi_0$  as well as the distribution functions  $p_{u_i}(o'|u_i)$ ,  $p_{v_t}(o'|v_t)$ ,  $p_0(o'|a, o)$ , obtained by marginalizing over  $p_{u_i}(o', r|u_i)$ ,  $p_{v_t}(o', r|v_t)$ ,  $p_0(o', r|a, o)$  in Equation (2.3).

Given these estimators, we employ a simulation-based method to construct the policy value. To be more specific, based on the estimated transition function, we then simulate an observation  $O_{i,2}^*$  based on the observed  $O_{i,1}$  under the target policy  $\pi$ . We next sequentially simulate a sequence of observations  $\{O_{i,t}^*\}_t$  under  $\pi$  and compute the estimated reward  $\pi(a|O_{i,t}^*)(\hat{r}_1(O_{i,t}^*, a) + \hat{\theta}_i + \hat{\lambda}_t)$ . Finally, we repeat this procedure sufficiently many times and average all the estimated rewards across different simulations.

**Likelihood.** It remains to estimate  $p_u$ ,  $p_v$ ,  $p_0$  and  $\pi_u$ ,  $\pi_v$ ,  $\pi_0$ . Given the latent factors, the likelihood function is proportional to the following,

$$\begin{aligned} & \prod_{i=1}^N \prod_{t=2}^T p(O_{i,t}|u_i, v_{t-1}, A_{i,t-1}, O_{i,t-1}; \Theta) \\ &= \prod_{i=1}^N \prod_{t=2}^T [\pi_u p_{u_i}(O_{i,t}|u_i; \Theta_u) + \pi_v p_{v_t}(O_{i,t}|v_{t-1}, \Theta_v) + \pi_0 p_0(O_{i,t}|A_{i,t-1}, O_{i,t-1}; \Theta_0)], \end{aligned} \quad (4.1)$$

where we parameterize the transition model by  $\Theta = \{\pi_0, \pi_u, \pi_v, \Theta_0, \Theta_v, \Theta_u\}$ , and  $\Theta_0, \Theta_v, \Theta_u$  are the parameters corresponding to models  $p_0, p_v$  and  $p_u$  respectively.

We introduce a latent variable  $Z_{i,t} \in \{0, 1, 2\}$  such that  $Z_{i,t} = 0$ , if  $O_{i,t}$  is generated by  $p_0$ ,  $Z_{i,t} = 1$ , if  $O_{i,t}$  is generated by  $p_v$ , and  $Z_{i,t} = 2$  otherwise. However, directly maximizing the likelihood in (4.1) is challenging, since it requires to marginalize over  $Z_{i,t}$ . We propose to use the expectation-maximization (EM, [Dempster et al., 1977](#)) algorithm for parameter estimation. The EM algorithm recursively alternates between an E-step for computing conditional expectation and an M-step for maximizing the likelihood. It has been widely used in various statistical problems including missing data, mixture models and clustering ([Little and Rubin, 2019](#)). We detail the two steps below.

**E-step.** Similar to (4.1), the complete log-likelihood involving  $\{O_{i,t}\}_{i,t}$  and  $\{Z_{i,t}\}_{i,t}$  is

$$\begin{aligned} l(\mathbf{O}, \mathbf{Z}|\mathbf{U}, \mathbf{V}, \mathbf{A}; \Theta) &\propto \sum_{i=1}^N \sum_{t=2}^T \log p(O_{i,t}|Z_{i,t}, u_i, v_{t-1}, A_{i,t-1}, O_{i,t-1}; \Theta) p(Z_{i,t}; \Theta) \\ &= \sum_{i=1}^N \sum_{t=2}^T [\mathbb{I}(Z_{i,t} = 0) \log(\pi_0 p_0(O_{i,t}|A_{i,t-1}, O_{i,t-1}; \Theta_0)) \\ &\quad + \mathbb{I}(Z_{i,t} = 1) \log(\pi_v p_{v_t}(O_{i,t}|v_t; \Theta_v)) + \mathbb{I}(Z_{i,t} = 2) \log(\pi_u p_{u_i}(O_{i,t}|u_i; \Theta_u))]. \end{aligned} \quad (4.2)$$

Given an current estimate of  $\Theta$ , say  $\tilde{\Theta}$ , define  $\Gamma(\Theta|\tilde{\Theta})$  as the expected value of the  $l(\mathbf{O}, \mathbf{Z}|\mathbf{U}, \mathbf{V}, \mathbf{A}; \Theta)$  with respect to the currently estimated conditional distribution function  $p(\mathbf{Z}|\mathbf{U}, \mathbf{V}, \mathbf{O}, \mathbf{A}; \tilde{\Theta})$ , i.e.,  $\Gamma(\Theta|\tilde{\Theta}) = \mathbb{E}_{\mathbf{Z} \sim p(\mathbf{Z}|\mathbf{U}, \mathbf{V}, \mathbf{O}, \mathbf{A}; \tilde{\Theta})} l(\mathbf{O}, \mathbf{Z}|\mathbf{U}, \mathbf{V}, \mathbf{A}; \Theta)$ . We aim to calculate  $\Gamma$  in this step. It follows from (4.2) that

$$\begin{aligned} \Gamma(\Theta|\tilde{\Theta}) &= \sum_{i=1}^N \sum_{t=2}^T [p(Z_{i,t} = 0|O_{i,t}, A_{i,t-1}, O_{i,t-1}; \tilde{\Theta}_0) \log(\pi_0 p_0(O_{i,t}|A_{i,t-1}, O_{i,t-1}; \Theta_0)) \\ &\quad + p(Z_{i,t} = 1|O_{i,t}, v_t; \tilde{\Theta}_v) \log(\pi_v p_{v_t}(O_{i,t}|v_t; \Theta_v)) \\ &\quad + p(Z_{i,t} = 2|O_{i,t}, u_i; \tilde{\Theta}_u) \log(\pi_u p_{u_i}(O_{i,t}|u_i; \Theta_u))]. \end{aligned} \quad (4.3)$$

**M-step.** We aim to update the model parameter  $\Theta_{new}$  that maximizes  $\Gamma(\Theta|\tilde{\Theta})$  with respect to  $\Theta$ , i.e.,  $\Theta_{new} = \arg \max_{\Theta} \Gamma(\Theta|\tilde{\Theta})$ . It follows from (4.3) that

$$\begin{aligned}\pi_{0,new} &= \frac{1}{N(T-1)} \sum_{i=1}^N \sum_{t=2}^T p(Z_{i,t} = 0 | O_{i,t}, A_{i,t-1}, O_{i,t-1}; \tilde{\Theta}_0), \\ \pi_{v,new} &= \frac{1}{N(T-1)} \sum_{i=1}^N \sum_{t=2}^T p(Z_{i,t} = 1 | O_{i,t}, v_t; \tilde{\Theta}_v), \\ \pi_{u,new} &= \frac{1}{N(T-1)} \sum_{i=1}^N \sum_{t=2}^T p(Z_{i,t} = 2 | O_{i,t}, u_i; \tilde{\Theta}_u).\end{aligned}$$

The rest of the parameters can be updated using any derivative-based (e.g., quasi-Newton) or derivative-free (e.g., Nelder-Mead) algorithm. Our final estimator is obtained by repeating the E-step and the M-step until convergence.

**Choice of the parametric family.** In our implementation, when the observation is continuous, we posit normal distribution functions for  $p_{u_i}(o'|u_i)$ ,  $p_{v_t}(o'|v_t)$ ,  $p_0(o'|a, o)$ , i.e.,  $p_{u_i}(o'|u_i) = \phi(o'; \mu_{u_i}, \Sigma_{u_i})$ ,  $p_{v_t}(o'|v_t) = \phi(o'; \mu_{v_t}, \Sigma_{v_t})$  and  $p_0(o'|a, o) = \phi(o'; \mu_0(a, o), \Sigma_0(a, o))$  where  $\phi(\bullet; \mu, \Sigma)$  denotes a  $d$ -dimensional multivariate normal density function with mean vector  $\mu$  and covariance matrix  $\Sigma$ . We further use a linear model for the mean function  $\mu_0$ , i.e.,  $\mu_0(a, o) = \Lambda o + \psi a$  and a constant model for the covariance function, i.e.,  $\Sigma_0(a, o) = \Sigma_0$  for any  $a$  and  $o$ . As such, the set of parameters  $\Theta$  can be summarized by  $\{\pi_0, \pi_v, \pi_u, \{\mu_{u_i}\}_i, \{\Sigma_{u_i}\}_i, \{\mu_{v_t}\}_t, \{\Sigma_{v_t}\}_t, \Lambda, \psi, \Sigma_0\}$ .

## 5 Theoretical Results

In this section, we focus on investigating the theoretical properties of our proposed model-free estimators. Consistencies and convergence rates of the model-based estimators can be established based on existing analyses of EM algorithms (see e.g., [Wu, 1983](#); [Balakrishnan](#)

et al., 2017) and we omit the details to save space.

**Summary.** We begin with a summary of our theoretical results. Theorem 1 presents the convergence rates of the proposed value estimators. In particular, for a sufficiently large  $L$ , we show that the estimated average effect  $\hat{\eta}^\pi$ , individual-specific effect  $\hat{\eta}_i^\pi$ , time-specific effect  $\hat{\eta}_t^\pi$  and individual- and time-specific  $\hat{\eta}_{i,t}^\pi$  converge at a rate of  $(NT)^{-1/2}$ ,  $T^{-1/2}$ ,  $N^{-1/2}$  and  $\min^{-1/2}(N, T)$ , respectively, up to some logarithmic factors. Theorem 2 establishes the limiting distributions of these estimators.

**Assumptions.** We next impose some technical assumptions.

**Assumption 1** (Hölder smoothness). *Assume that there exist some constants  $p$  and  $C$ , such that for any  $a \in \mathcal{A}$  and  $o' \in \mathcal{O}$ , both the function  $r_1(\cdot, a)$  and  $p_0(o'|\cdot, a)$  belong to the class of  $p$ -smooth functions  $\Lambda(p, C)$ ; see Appendix C.1 for the detailed definition.*

**Assumption 2** (Basis functions). *(i)  $\sup_o \|\Phi_L(o)\|_2 = O(\sqrt{L})$  and  $\lambda_{\max}[\int_{o \in \mathcal{O}} \Phi_L(o) \Phi_L^\top(o) do] = O(1)$ ; (ii) For any  $C > 0$ ,  $\sup_{f \in \Lambda(p, C)} \inf_{\beta \in \mathbb{R}^L} \sup_o |\Phi_L^\top(o) \beta - f(o)| = O(L^{-p/d})$ ; (iii)  $L \ll \min(N, T) / \log(NT)$ ; (iv)  $NT \ll L^{2p/d}$ .*

**Assumption 3** (System dynamics). *(i) Assume that there exist random errors  $\{e_{i,t}\}_{i,t}$  that are i.i.d copies of  $E$  such that the future observation  $O_{i,t+1}$  can be represented as  $\kappa(O_{i,t}, A_{i,t}, u_i, v_t, e_{i,t})$  for some function  $\kappa$  that satisfies*

$$\begin{aligned} \sup_{a, u, v} \mathbb{E} \|\kappa(o, a, u, v, E) - \kappa(o', a, u, v, E)\|_2 &\leq q \|o - o'\|_2, \\ \sup_{o, a} \|\kappa(o, a, u, v, E) - \kappa(o, a, u, v, E')\|_2 &= O(\|E - E'\|_2), \end{aligned}$$

*for some  $0 \leq q < 1$ ; (ii) each element of the error  $E$  vector has sub-exponential tail, i.e.,  $\max_j \mathbb{E} \exp(t|E_j|) < \infty$  for some  $t > 0$ , where  $E_j$  denotes the  $j$ th element of  $E$ ; (iii) the density functions  $p_u$ ,  $p_v$  and  $N^{-1} \sum_{i=1}^N p_{O_{i,1}}$  ( $p_{O_{i,1}}$  denotes the density function of  $O_{i,1}$ ) are*

uniformly bounded. (iv) *there exists some constant  $c \geq 1$  such that  $\mathbb{E}(\sum_{k=1}^T \varepsilon_{k,i,t}^2 | O_{i,t} = o, A_{i,t} = a) > c^{-1}$ , for any  $i, t, o \in \mathcal{O}, a \in \mathcal{A}$ , where  $\varepsilon_{k,i,t}$  denotes the Bellman error defined in C.2 of the supplementary article.*

**Assumption 4** (Stability). *For any backward step  $k$  (the  $k$ th iteration in Algorithm 1),*

$$\lambda_{\min}[\mathbb{E}(\Phi_k^\top \mathbf{S}_k \Phi_{k-1}^{new})] \geq (NT)\rho_0 \text{ and } \|[\mathbb{E}(\Phi_k^\top \mathbf{S}_k \Phi_k)]^{-1} \mathbb{E}(\Phi_k^\top \mathbf{S}_k \Phi_{k-1}^{new})\|_2 \leq \rho_1,$$

*for some constants  $\rho_0 > 0$  and  $0 < \rho_1 < 1$ , where  $\Phi_k$  are the matrices consisting of the first  $N(T - k + 1)$  rows of matrix  $\Phi$ ,  $\mathbf{S}_k$  and  $\mathbf{B}_k$  is the residual maker matrix, the design matrix for the fixed effects at step  $k$  respectively (similarly,  $\mathbf{S}_k$  and  $\mathbf{B}_k$  is the matrix consisting of the first  $N(T - k + 1)$  rows of matrix  $\mathbf{S}$  and  $\mathbf{B}$  respectively, see Section C.4.5 of the supplementary article for the detailed formulation), and  $\Phi_k^{new}$  is the design matrix such that*

$$\Phi_{k,i,t}^{new} = \frac{1}{T - k + 1} \sum_{t=1}^{T-k+1} \Phi_{k,i,t} + \frac{1}{N} \sum_{i=1}^N \Phi_{k,i,t} + \sum_{a \in \mathcal{A}} \pi(a | O_{k,i,t}) \Phi_{k,i,t}. \quad (5.1)$$

Assumption 1 essentially requires the reward and state transition functions to be  $p$ -smooth and is frequently imposed in the sieve estimation literature (see e.g., Huang, 1998; Chen and Christensen, 2015). It has been recently employed in the RL literature to obtain a sharp convergence rate for the estimated Q- and value estimator (Fan et al., 2020; Chen and Qi, 2022; Li et al., 2022; Shi et al., 2022). In doubly inhomogeneous environments, it enables us to show that  $Q_{i,t_1,t_2}^\pi$  is  $p$ -smooth for any  $i, t_1, t_2$  and  $\pi$ ; see Lemma 1 in Section C.1 of the supplementary article.

Assumption 2(i) and (ii) are automatically satisfied when tensor product B-spline or wavelet bases is used; see Section 6 of Chen and Christensen (2015) for a review of these basis functions. These two assumptions upper bound the  $\ell_2$  norm of the sieve basis vector and the

maximum eigenvalue of  $\int_{o \in \mathcal{O}} \Phi_L(o) \Phi_L^\top(o) do$ , respectively. Assumption 2(iii) upper bounds the number of basis functions and is to guarantee the consistency of the sieve estimator. Finally, Assumption 2(iv) lower bounds the number of basis functions, requiring the bias of the sieve estimator to be much smaller than its standard deviation so as to establish its asymptotic normality. We also remark that Assumptions 1 and 2(ii) are closely related to the realizability and the Bellman completeness assumptions that are commonly imposed in the RL literature; see Section A.3 of the supplementary article for a detailed discussion.

Assumption 3(i) requires the state transition function to be Lipschitz continuous. Assumption 3(ii) requires the transition error distribution to possess the sub-exponential tail. These two conditions allow us to establish concentration inequalities in doubly inhomogeneous environments. Under the additivity assumption (2.3), there exist functions  $\kappa_0$ ,  $\kappa_u$ ,  $\kappa_v$  and random errors  $E_0$ ,  $E_u$  and  $E_v$  such that  $\kappa(o, a, u, v, E) \stackrel{d}{=} \mathbb{I}(Z = 0)\kappa_0(o, a, E_0) + \mathbb{I}(Z = 1)\kappa_v(v, E_v) + \mathbb{I}(Z = 2)\kappa_u(u, E_u)$  where the latent variable  $Z$  is independent of  $(E_0, E_u, E_v)$  and satisfies that  $\mathbb{P}(Z = 0) = \pi_0$ ,  $\mathbb{P}(Z = 1) = \pi_v$ ,  $\mathbb{P}(Z = 2) = \pi_u$ . As such, Assumption 3 is automatically satisfied if  $E_0, E_v$  and  $E_u$  have sub-exponential tails,  $\kappa_0$ ,  $\kappa_u$  and  $\kappa_v$  are Lipschitz continuous as functions of the error term and

$$\sup_a \mathbb{E} \|\kappa_0(o, a, E_0) - \kappa_0(o', a, E_0)\|_2 \leq q \|o - o'\|_2, \quad (5.2)$$

for some  $0 \leq q < 1$ . Notice that (5.2) is automatically satisfied for the auto-regressive model  $O' = f(O, A) + g(E_0)$  for any  $f$  such that  $\sup_a |f(o, a) - f(o', a)| \leq q \|o - o'\|_2$ . Other examples are provided in Diaconis and Freedman (1999). Notice that Assumption 1 implicitly implies the boundedness of the transition density function  $p_0$ . This together with Assumption 3(iii) requires the density function of the latent factors and the initial observations to be upper bounded, yields the uniform boundedness of marginal density

functions of  $\{O_{i,t}\}_{i,t}$ . Assumption 3(iv) lower bounds the second moment of the temporal difference error to invoke the martingale central limit theorem (McLeish, 1974) to establish the asymptotic normality of our estimator.

The first part of Assumption 4 essentially requires  $(NT)^{-1}\mathbb{E}(\mathbf{\Phi}_k^\top \mathbf{S}_k \mathbf{\Phi}_k)$  to be invertible. The second part is closely related to the irrerepresentable or mutual incoherence condition in the variable selection literature for the selection consistency of the least absolute shrinkage and selection operator (Meinshausen and Bühlmann, 2006; Zhao and Yu, 2006). It imposes a norm constraint on the regression coefficients of the irrelevant predictors  $\mathbf{\Phi}_{k-1}^{new}$  on the relevant predictors  $\mathbf{\Phi}_k$ . This type of assumption is necessary to ensure the consistency of the subsequent value estimator (Perdomo et al., 2022). Similar assumptions have been imposed in the statistics literature (Luckett et al., 2020; Shi et al., 2022).

**Results.** Finally, we present our theories. Recall that both  $\eta_i^\pi$ ,  $\eta_{i,t}^\pi$  as well as their estimators implicitly depend on the initial observation  $O_{i,1}$ . As such, it is proper to write them as functions of  $O_{i,1}$ , e.g.,  $\eta_{i,t}^\pi(o) = \mathbb{E}^\pi(R_{i,t}|O_{i,1} = o)$ ,  $\hat{\eta}_{i,t}^\pi(o) = \sum_a \hat{Q}_{i,1,t}^\pi(o, a)\pi(a|o)$  ( $\eta_i^\pi(o)$  and  $\hat{\eta}_i^\pi(o)$  can be similarly defined). For these effects, instead of considering the differences  $\hat{\eta}_{i,t}^\pi(O_{i,1}) - \eta_{i,t}^\pi(O_{i,1})$  and  $\hat{\eta}_i^\pi(O_{i,1}) - \eta_i^\pi(O_{i,1})$ , we focus on the aggregated differences  $\int_{o \in \mathcal{O}} [\hat{\eta}_{i,t}^\pi(o) - \eta_{i,t}^\pi(o)] do$  and  $\int_{o \in \mathcal{O}} [\eta_i^\pi(o) - \hat{\eta}_i^\pi(o)] do$  to eliminate the variability due to  $O_{i,1}$ .

**Theorem 1** (Rates of Convergence). *Assume Assumptions 1, 2(i)–(iii), 3(i)–(iii) and 4 hold. Then with probability approaching 1, we have for any  $1 \leq i \leq N$  and  $1 \leq t \leq T$ ,*

$$\begin{aligned} \max_{i,t} \left| \int_{o \in \mathcal{O}} [\hat{\eta}_{i,t}^\pi(o) - \eta_{i,t}^\pi(o)] do \right| &= O(L^{-p/d}) + O(\sqrt{\log(NT)/N}) + O(\sqrt{\log(NT)/T}), \\ \max_i \left| \int_{o \in \mathcal{O}} [\hat{\eta}_i^\pi(o) - \eta_i^\pi(o)] do \right| &= O(L^{-p/d}) + O(\sqrt{\log(NT)/T}), \\ \max_t |\hat{\eta}_t^\pi - \eta_t^\pi| &= O(L^{-p/d}) + O(\sqrt{\log(NT)/N}) \text{ and } |\hat{\eta}^\pi - \eta^\pi| = O(L^{-p/d}) + O(\sqrt{\log(NT)/NT}). \end{aligned}$$

Theorem 1 highlights a noteworthy property of our method: the error bounds of value estimator depend solely on  $p$ ,  $d$ ,  $L$ ,  $N$  and  $T$ , and are independent of the number of backward inductions conducted. This is due to an important feature of our approach: the error term at the  $k$ th backward stage is of order  $O(\pi_0^k)$  (as demonstrated by Lemma 2 in the supplementary article). Specifically, the error bounds for each value estimator comprise two components: the bias term  $O(L^{-p/d})$  and the variance term  $O(N^{-1/2}\sqrt{\log(NT)})$ ,  $O(T^{-1/2}\sqrt{\log(NT)})$  or  $O(\sqrt{\log(NT)/NT})$ . The bias term quantifies the approximation error incurred by using linear sieves to approximate the underlying Q-function. Notice that  $p$  corresponds to the smoothness parameter in Assumption 1. Evidently, this bias term diminishes as  $p$  increases. As such, it implies that the smoother the system dynamics are, the smaller the approximation error becomes. Moreover, for sufficiently large  $L$ , it is evident that due to aggregation over time and population, the convergence of the average effect  $\widehat{\eta}^\pi$  is the fastest, whereas the individual- and time-specific effect  $\widehat{\eta}_{i,t}^\pi$  demonstrates a relatively slower convergence. Finally, we remark that the  $\sqrt{\log(NT)}$  term arises from the application of Bernstein's concentration inequality. This is used to simultaneously provide an upper bound for all subject-specific effects and time-specific effects.

**Theorem 2** (Asymptotically Normality). *Assume Assumptions 1 – 4 hold. Then when both  $N$  and  $T$  goes to infinity,*

$$\begin{aligned} \sqrt{\min(N, T)}\sigma_{\eta_{i,t}^\pi}^{-1} \int_{o \in \mathcal{O}} (\widehat{\eta}_{i,t} - \eta_{i,t}) do &\xrightarrow{d} \mathcal{N}(0, 1), \quad \sqrt{T}\sigma_{\eta_i^\pi}^{-1} \int_{o \in \mathcal{O}} (\widehat{\eta}_i^\pi - \eta_i^\pi) do \xrightarrow{d} \mathcal{N}(0, 1), \\ \sqrt{N}\sigma_{\eta_t^\pi}^{-1} (\widehat{\eta}_t^\pi - \eta_t^\pi) &\xrightarrow{d} \mathcal{N}(0, 1), \quad \text{and} \quad \sqrt{NT}\sigma_{\eta^\pi}^{-1} (\widehat{\eta}^\pi - \eta^\pi) \xrightarrow{d} \mathcal{N}(0, 1), \end{aligned}$$

where  $\sigma_{\eta_{i,t}^\pi}, \sigma_{\eta_i^\pi}, \sigma_{\eta_t^\pi}$  and  $\sigma_{\eta^\pi}$  are some quantities bounded from below and above (for a detailed formulation, please refer to Section D in the Appendix).

Theorem 2 establishes the asymptotic normality of the value estimators when both  $N$  and  $T$  diverges. It lays the foundations for statistical inference (e.g., constructing confidence intervals) of these policy values. Specifically, one approach might involve estimating the standard deviations  $\sigma_{\eta_{i,t}^\pi}, \sigma_{\eta_i^\pi}, \sigma_{\eta_t^\pi}, \sigma_{\eta^\pi}$  from the data, and then employing these estimators to construct Wald-type confidence intervals. As an alternative, bootstrap techniques or other resampling methods could potentially be leveraged for uncertainty quantification.

## 6 Numerical Studies

In this section, we evaluate our proposed model-based and model-free approaches through extensive simulations. Our focus is on a binary action space, and we consider both a tabular observation space and a continuous observation space. As discussed earlier, we focus on evaluating the following four targets: the average reward  $\eta^\pi$ ; the  $i$ th subject’s average reward aggregated over time  $\eta_i^\pi$ ; the average reward in the population at time  $t$ , denoted by  $\eta_t^\pi$ ; and the  $i$ th subject’s expected reward at time  $t$ , denoted by  $\eta_{i,t}^\pi$ .

**Baseline methods.** We compare our proposed approaches against the following:

1. *Doubly homogeneous model-free OPE I.* This method is an extension of the OPE algorithm in Shi et al. (2022). While the original algorithm focuses on a discounted reward setting, our version is adapted to accommodate an average reward framework. Further details can be found in Section A.4 of the Appendix. As commented earlier, the four targets become asymptotically the same in doubly homogeneous environments. This first baseline method ignores both types of inhomogeneities and employs the Q-learning algorithm developed in doubly homogeneous environments to evaluate the long-term average reward and uses the

same estimator to estimate  $\eta_i^\pi$ ,  $\eta_t^\pi$  and  $\eta_{i,t}^\pi$ .

2. *Doubly homogeneous model-free OPE II.* This method is an extension of the fitted Q-evaluation algorithm (Le et al., 2019) to the average reward setting. It operates in a manner similar to Algorithm 1, with the key difference being its treatment of double inhomogeneities: specifically, it ignores double inhomogeneities and sets both  $\hat{\theta}$  and  $\hat{\lambda}$  to zero at each iteration.

3. *Temporal stationary model-free OPE.* The third baseline method ignores temporal non-stationary. It applies the first baseline method to each individual data trajectory to estimate  $\eta_i^\pi$  for  $i = 1, 2, \dots, N$ . Denote the resulting estimator by  $\hat{\eta}_i^\pi$ . Under temporal stationarity, it sets  $\hat{\eta}^\pi = \hat{\eta}_t^\pi = \sum_{i=1}^N \hat{\eta}_i^\pi / N$ , and  $\hat{\eta}_i^\pi = \hat{\eta}_{i,t}^\pi$  for any  $t$ .

3. *Individual homogeneous model-free OPE.* The fourth baseline method ignores individual heterogeneity and adopts the classical backward induction algorithm developed in the DTR literature to evaluate  $\eta_t^\pi$ . Denote the resulting estimator by  $\hat{\eta}_t^\pi$ . Under individual homogeneity, it sets  $\hat{\eta}^\pi = \hat{\eta}_i^\pi = \sum_{t=1}^T \hat{\eta}_t^\pi / T$ , and  $\hat{\eta}_t^\pi = \hat{\eta}_{i,t}^\pi$  for any  $i$ .

4. *Doubly homogeneous model-based OPE.* The last baseline method ignores both types of inhomogeneities and adopts the standard model-based approach which estimates the transition and reward functions, and constructs the resulting value estimator based on Monte Carlo simulations as in Section 4.

In what follows, we refer to these baseline methods as B1, B2, B3, B4 and B5. The mean squared error (MSE) and the mean absolute error (MAE) are used as the evaluation metrics, the true value function is calculated using 500 Monte Carlo experiments.

**Tabular setting.** We first consider a tabular setting in which both the observation

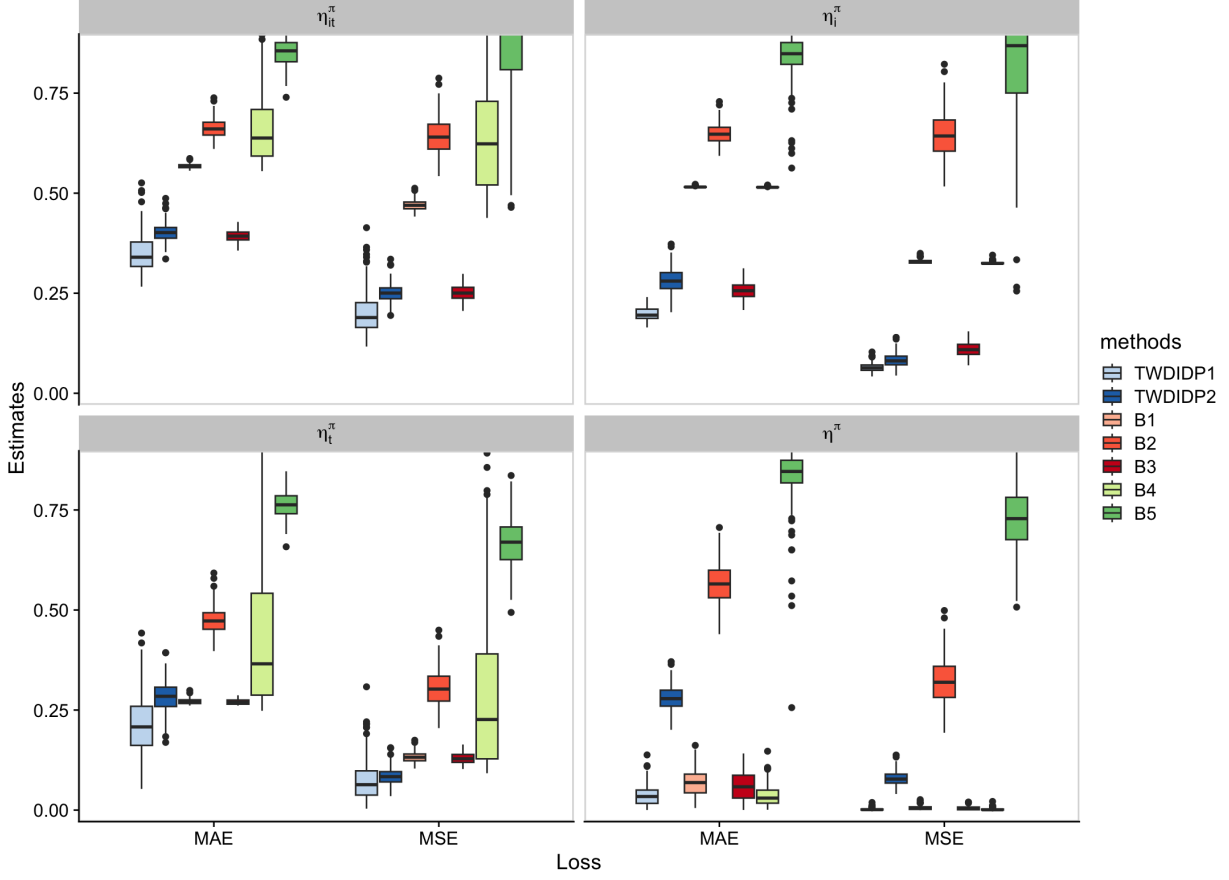


Figure 1: MAE and MSE of the estimated values in the tabular setting using our proposed two-way doubly inhomogeneous decision process model (TWDIDP1 and TWDIDP2, model-free and model-based respectively), and baseline methods B1, B2, B3, B4 and B5.

and action spaces are binary, with  $N = T = 80$ . The data generation procedure is as follows. We set  $\pi_0 = 0.6$  and  $\pi_u = \pi_v = 0.2$ . The transition functions are given by  $p_{u_i}(o' = 1|u_i) = |\sin(i)|$ ,  $p_{v_t}(o' = 1|v_t) = |\cos(t)|$ ,  $p_0(o' = 1|o, a) = 0.3\mathbb{I}(o + a \geq 1) + 0.7\mathbb{I}(o + a < 1)$ , where  $\mathbb{I}(\cdot)$  is the indicator function. In addition, we set  $p_{u_i}(r|u_i) = \phi(4\sin(i), 1)$ ,  $p_{v_t}(r|v_t) = \phi(3|\cos(2.4t)|, 1)$  and  $p_0(r|a, o) = \phi(2o + 3a, 1)$ . The behavior policy is  $b(a = 1|o) = 0.3\mathbb{I}(o = 0) + 0.7\mathbb{I}(o = 1)$ ; the target policy we aim to evaluate is an observation-agnostic policy:  $\pi(a = 1) = 0.8$ .

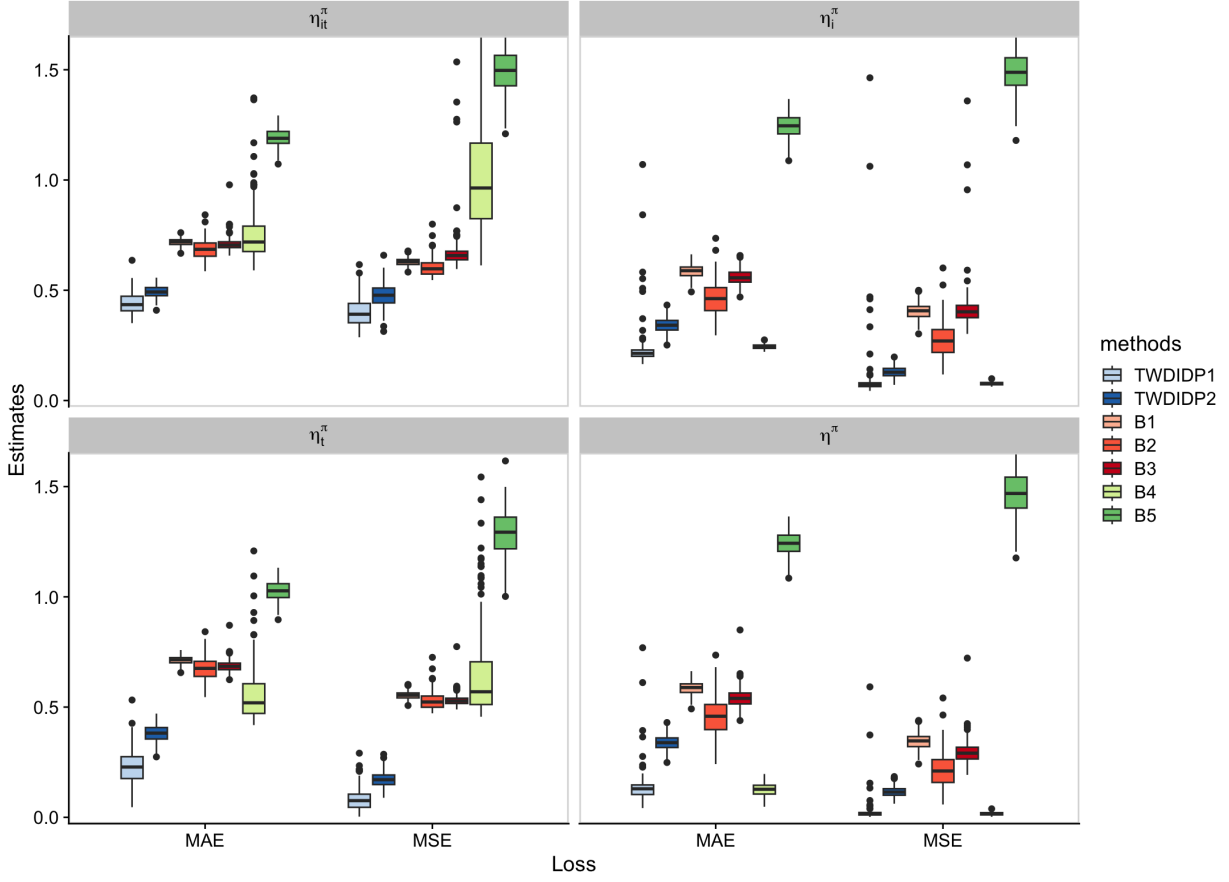


Figure 2: MAE and MSE of the estimated values (four targets) in the continuous observation setting using our proposed two-way doubly inhomogeneous decision process model (TWDIDP1 and TWDIDP2, model-free and model-based respectively), and five baseline methods B1, B2, B3, B4 and B5.

Figure 1 summarizes the MAE and the MSE of the different estimators of  $\eta^\pi$ ,  $\eta_t^\pi$ ,  $\eta_i^\pi$ , and  $\eta_{i,t}^\pi$ , respectively. We have the following observations: (i) our model-free method outperforms other methods in all settings; (ii) our proposed model-based method achieves a smaller or comparable MSE relative to other competing methods when considering the first three estimands; (iii) the model-based method B5 performs the worst across all scenarios.

**Continuous observation space.** Similarly to the tabular setting, we set  $N = T = 80$ ,

$\pi_0 = 0.6$  and  $\pi_u = \pi_v = 0.2$ . The transition function consists of  $p_{u_i}(o'|u_i) = \phi(\sin(3i), 1)$ ,  $p_{v_t}(o'|v_t) = \phi(\cos(-1.8t), 1)$ ,  $p_0(o'|o, a) = \phi(-0.25o + a, 1)$ . Finally, we set  $p_{u_i}(r|u_i) = \phi(4\sin(i), 1)$ ,  $p_{v_t}(r|v_t) = \phi(3|\cos(2.4t)|, 1)$ , and  $p_0(r|a, o) = \phi(2o + 3a, 1)$ . The behavior policy is  $b(a = 1) = 0.5$ ; and the target policy we aim to evaluate is also a randomized policy:  $\pi(a = 1) = 0.8$ . A third-order degree polynomial two-way fixed effects model is used to estimate the Q-function.

Figure 2 presents the MAE and the MSE of the different estimators of  $\eta^\pi$ ,  $\eta_t^\pi$ ,  $\eta_i^\pi$ , and  $\eta_{i,t}^\pi$ , respectively. Similarly to the tabular setting, our proposed model-free method outperforms other methods in all cases. In addition, the difference between our proposed approach and the baseline methods is more prominent, compared to the tabular setting. Our proposed model-based method also performs better than the baseline methods in most scenarios.

## 7 Real Data Analysis

In this section, we apply our proposed method to a sepsis dataset from MIMIC-III (Johnson et al., 2016), a database that contains information on critical care patients from Beth Israel Deaconess Medical Center in Boston, Massachusetts. As mentioned earlier, the heterogeneity in patients' response to treatment (Evans et al., 2021), along with potentially non-stationary environments makes it difficult to consistently assess the impact of conducting a given target policy on patient outcomes.

We focus on a subset of patients who received treatments sequentially over 20 stages. The primary outcome in this analysis is the sequential organ failure assessment (SOFA) score (Jones et al., 2009), which monitors the progression of organ failure over time and measures

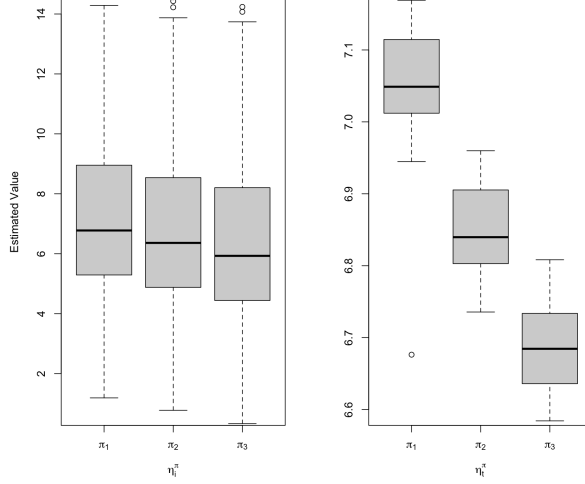


Figure 3: The estimated value function of  $\eta_i^\pi$  and  $\eta_t^\pi$  under three target policies, where  $\pi_1$  is the always high dose policy,  $\pi_2$  is always low dose policy, and  $\pi_3$  is the tailored policy.

the degree of organ dysfunction or failure in critically ill patients. A higher SOFA score indicates a higher risk of mortality. At any time point  $t$ , we consider a binary treatment  $A_t \in \{0, 1\}$  where  $A_t = 1$  indicates that the patient received an intravenous fluid intervention with a dose greater than the median value for the group of patients being studied, and  $A_t = 0$  otherwise. In previous studies, [Raghu et al. \(2017\)](#) and [Zhou et al. \(2022b\)](#) examined joint action spaces with both vasopressors and intravenous fluid interventions. We focus solely on the intravenous fluid intervention in light of the findings of [Zhou et al. \(2022b\)](#), which detected a limited impact of vasopressors.

The following five covariates are included in the analysis: gender, age, the Elixhauser comorbidity index, weight, and the systemic inflammatory response syndrome score. Three deterministic policies were evaluated using our proposed methods: (i) always administering a high dose ( $\mathbb{P}(A = 1) = 1$ ), (ii) always administering a low dose ( $\mathbb{P}(A = 1) = 0$ ), and (iii) administering a low dose when the SOFA score is less than 11, and a high dose otherwise.

The third policy is tailored to the SOFA score, taking into account evidence that a SOFA score of more than 11 is associated with a 100% mortality rate (Jones et al., 2009). To estimate the Q-function, we employed a third-order degree polynomial two-way fixed effects model at each time point. The average value estimators for the three policies are as follows: 7.26 (always high dose), 6.85 (always low dose), and 6.51 (tailored by SOFA score). These results indicate that the tailored policy is the most effective policy as it yields the lowest estimated SOFA score. Figure 3 summarizes the estimated  $\eta_i^\pi$ s and  $\eta_t^\pi$ s, clearly demonstrating that the tailored policy outperforms the other two policies, while the always high dose policy performs the worst. Our conclusion is in line with these existing results, which recommend the low dose policy over the high dose policy. It is also consistent with physicians’ recommendations in the behavior data (Zhou et al., 2022b).

## 8 Discussions

### 8.1 Model-free v.s. Model-based Algorithms

In this paper, we propose a comprehensive framework for OPE in the doubly inhomogeneous environments, consisting of both model-based and model-free approaches. In RL, both types of methods have their own unique strengths. The selection of an appropriate algorithm largely hinges on the specific application. For instance, when there exists prior knowledge about the state transition and reward functions (e.g., game of Go), model-based methods would be the preferred choice. On the other hand, model-free methods focus on modeling a one-dimensional Q-function, bypassing the need to model the entire distribution function of the future observations. This makes model-free methods particularly beneficial in scenarios

with large observation spaces, or where the transition function is highly intricate and susceptible to misspecification.

## 8.2 History-dependent and/or Subject-specific Target Policies

We focus on evaluating target policies that do not vary over time and population. Nonetheless, the proposed methodology can readily accommodate history-dependent and/or subject-specific policies as well. Take the model-based approach developed in Section 4 as an example. Notice that the complete likelihood function in (4.2) is irrelevant of the target policy. Consequently, the proposed EM algorithm remains valid to learn the transition function. Once the transition function is estimated and the reward function is obtained based on (2.4), the simulation-based method is applicable to evaluate any history-dependent and/or subject-specific target policy.

We now illustrate how to extend the proposed model-free approach to evaluate history-dependent policies. Evaluation of a generic history-dependent policy is extremely challenging. To illustrate the idea, we focus on evaluating short memory-based policies which take several recent observations consisting of  $O_t$ ,  $A_{t-1}$  and  $\bar{O}_{t-1} = (O_{t-t_0}, A_{t-t_0}, \dots, O_{t-1})$  for some  $t_0 \geq 1$  instead of the entire history as inputs. These policies are widely used in practice for policy learning without Markovianity (Mnih et al., 2015; Shi et al., 2020). The resulting algorithm operates in a similar manner as Algorithm 1. At the initial step, we solve the optimization problem in Equation (3.3). Next, we define  $Q_{i,t,t}(\bar{o}, a) = \mathbb{E}(R_{i,t} | A_{i,t} = a, \bar{O}_{i,t} = \bar{o})$  and

$$Q_{i,t-k,t}(\bar{O}_{i,t-1}, A_{i,t-1}) = \mathbb{E} \left[ \sum_a \pi(a | \bar{O}_{i,t-1}, A_{i,t-1}, O_{i,t}) Q_{i,t-k+1,t}(\bar{O}_{i,t}, a) | \bar{O}_{i,t-1}, A_{i,t-1} \right],$$

for any  $k > 1$ . Similarly to Proposition 1, we can show that  $Q_{i,t-k,t}(\bar{o}, a)$  can be decomposed into the sum of an individual-specific function  $r_{i,k}^{(1)}(\bar{o}, a)$  and a time-specific function  $r_{t,k}^{(2)}(\bar{o}, a)$ .

Consequently, existing supervised learning methods are applicable to learn these Q-functions at each iteration. We omit the details to save space.

### 8.3 The Additive Model Assumption

To the best of our knowledge, this paper represents the first attempt to integrate the two-way fixed effect (2FE) model into the reinforcement learning framework. This substantially extends classical RL and provides a powerful analytical tool for effectively addressing the challenges associated with the doubly inhomogeneous environments, serving as a significant advancement in the RL domain.

To investigate the sensitivity of the performance of the proposed estimators to the additive model assumption,, we have performed additional simulation studies in Section E.2 of the Appendix. Results, displayed in Figure S3, reveal that even when the additive model assumption is violated, our proposed model-free approach—grounded in the 2FE model—still outperforms the benchmark fitted Q-evaluation algorithm.

Meanwhile, the additive model assumption on the transition function lays the foundation of the proposed model-free backward induction algorithm in Section 3. It enables deriving highly nontrivial theoretical results, as it guarantees that the Q-function satisfies the two-way fixed effect model structure as well; see Proposition 1. It is worth noting that if we were to relax the additive model assumption in favor of more general ones, the resulting Q-function’s compatibility with these latent factor model assumptions becomes uncertain. To clarify, the Q-function captures not only the immediate reward but also all subsequent rewards. While the reward and transition functions may be expressed as functions of  $U_i$  and  $V_t$ , the Q-function inherently depends on  $U_i$  as well as a sequence of factors  $V_t, V_{t+1}, \dots$  subsequent

to  $t$ . As a result, it generally cannot be simplified as a function of a single time-specific factor, presenting considerable challenges for modeling and learning the Q-function. We will explore the relaxation in future work.

## References

- Angrist, J. D. and Pischke, J.-S. (2009). *Mostly harmless econometrics: An empiricist's companion*. Princeton university press.
- Arkhangelsky, D., Imbens, G. W., Lei, L., and Luo, X. (2021). Double-robust two-way-fixed-effects regression for panel data. *arXiv preprint arXiv:2107.13737*.
- Bachhuber, M. A., Saloner, B., Cunningham, C. O., and Barry, C. L. (2014). Medical cannabis laws and opioid analgesic overdose mortality in the united states, 1999-2010. *JAMA internal medicine*, 174(10):1668–1673.
- Bai, J. and Ng, S. (2002). Determining the number of factors in approximate factor models. *Econometrica*, 70(1):191–221.
- Balakrishnan, S., Wainwright, M. J., and Yu, B. (2017). Statistical guarantees for the em algorithm: From population to sample-based analysis. *The Annals of Statistics*, 45(1):77–120.
- Bather, J. (2000). *Decision theory: An introduction to dynamic programming and sequential decisions*. John Wiley & Sons, Inc.
- Bellman, R. (1957). A markovian decision process. *Journal of Mathematics and Mechanics*, 6(5):679–684.

- Bibaut, A., Petersen, M., Vlassis, N., Dimakopoulou, M., and van der Laan, M. (2021). Sequential causal inference in a single world of connected units. *arXiv preprint arXiv:2101.07380*.
- Bollen, K. A. (2002). Latent variables in psychology and the social sciences. *Annual review of psychology*, 53(1):605–634.
- Bradley, R. C. (2005). Basic properties of strong mixing conditions. a survey and some open questions. *Probability surveys*, 2:107–144.
- Brockman, G., Cheung, V., Pettersson, L., Schneider, J., Schulman, J., Tang, J., and Zaremba, W. (2016). Openai gym. *arXiv preprint arXiv:1606.01540*.
- Chen, E. Y., Jordan, M. I., and Li, S. (2022a). Transferred q-learning. *arXiv preprint arXiv:2202.04709*.
- Chen, E. Y., Song, R., and Jordan, M. I. (2022b). Reinforcement learning with heterogeneous data: estimation and inference. *arXiv preprint arXiv:2202.00088*.
- Chen, X. and Christensen, T. M. (2015). Optimal uniform convergence rates and asymptotic normality for series estimators under weak dependence and weak conditions. *Journal of Econometrics*, 188(2):447–465.
- Chen, X. and Qi, Z. (2022). On well-posedness and minimax optimal rates of nonparametric q-function estimation in off-policy evaluation. In *International Conference on Machine Learning*, pages 3558–3582. PMLR.
- Dempster, A. P., Laird, N. M., and Rubin, D. B. (1977). Maximum likelihood from

- incomplete data via the em algorithm. *Journal of the Royal Statistical Society: Series B (Methodological)*, 39(1):1–22.
- Diaconis, P. and Freedman, D. (1999). Iterated random functions. *SIAM review*, 41(1):45–76.
- Dwivedi, R., Tian, K., Tomkins, S., Klasnja, P., Murphy, S., and Shah, D. (2022). Counterfactual inference for sequential experiments. *arXiv preprint arXiv:2202.06891*.
- Evans, L., Rhodes, A., Alhazzani, W., Antonelli, M., Coopersmith, C. M., French, C., Machado, F. R., McIntyre, L., Ostermann, M., Prescott, H. C., et al. (2021). Surviving sepsis campaign: international guidelines for management of sepsis and septic shock 2021. *Intensive care medicine*, 47(11):1181–1247.
- Fan, J., Wang, Z., Xie, Y., and Yang, Z. (2020). A theoretical analysis of deep q-learning. In *Learning for Dynamics and Control*, pages 486–489. PMLR.
- Frisch, R. and Waugh, F. V. (1933). Partial time regressions as compared with individual trends. *Econometrica: Journal of the Econometric Society*, pages 387–401.
- Gottesman, O., Liu, Y., Sussex, S., Brunskill, E., and Doshi-Velez, F. (2019). Combining parametric and nonparametric models for off-policy evaluation. In *International Conference on Machine Learning*, pages 2366–2375. PMLR.
- Green, D. P., Kim, S. Y., and Yoon, D. H. (2001). Dirty pool. *International Organization*, 55(2):441–468.
- Grenander, U. (1981). *Abstract inference*. Wiley Series, New York.
- Hotz, V. J. and Xiao, M. (2011). The impact of regulations on the supply and quality of care in child care markets. *American Economic Review*, 101(5):1775–1805.

- Hu, L., Li, M., Shi, C., Wu, Z., and Fryzlewicz, P. (2022). Doubly inhomogeneous reinforcement learning. *arXiv preprint arXiv:2211.03983*.
- Huang, J. Z. (1998). Projection estimation in multiple regression with application to functional anova models. *The Annals of statistics*, 26(1):242–272.
- Imai, K. and Kim, I. S. (2019). When should we use unit fixed effects regression models for causal inference with longitudinal data? *American Journal of Political Science*, 63(2):467–490.
- Imai, K. and Kim, I. S. (2021). On the use of two-way fixed effects regression models for causal inference with panel data. *Political Analysis*, 29(3):405–415.
- Jiang, N. and Li, L. (2016). Doubly robust off-policy value evaluation for reinforcement learning. In *International Conference on Machine Learning*, pages 652–661. PMLR.
- Johnson, A. E. et al. (2016). Mimic-iii, a freely accessible critical care database. *Scientific data*, 3(1):1–9.
- Jones, A. E., Trzeciak, S., and Kline, J. A. (2009). The sequential organ failure assessment score for predicting outcome in patients with severe sepsis and evidence of hypoperfusion at the time of emergency department presentation. *Critical care medicine*, 37(5):1649.
- Kallus, N. and Uehara, M. (2022). Efficiently breaking the curse of horizon in off-policy evaluation with double reinforcement learning. *Operations Research*, 70(6):3282–3302.
- Kingma, D. and Ba, J. (2015). Adam: A method for stochastic optimization. In *Proceedings of the 3rd International Conference for Learning Representations*.

- Kosorok, M. R. and Moodie, E. E. M. (2015). *Adaptive treatment strategies in practice: planning trials and analyzing data for personalized medicine*. Society for Industrial and Applied Mathematics, Philadelphia, PA.
- Le, H., Voloshin, C., and Yue, Y. (2019). Batch policy learning under constraints. In *International Conference on Machine Learning*, pages 3703–3712. PMLR.
- Levine, S., Kumar, A., Tucker, G., and Fu, J. (2020). Offline reinforcement learning: Tutorial, review, and perspectives on open problems. *arXiv preprint arXiv:2005.01643*.
- Li, G., Cai, C., Chen, Y., Wei, Y., and Chi, Y. (2023). Is q-learning minimax optimal? a tight sample complexity analysis. *Operations Research*.
- Li, M., Shi, C., Wu, Z., and Fryzlewicz, P. (2022). Reinforcement learning in possibly nonstationary environments. *arXiv preprint arXiv:2203.01707*.
- Liao, P., Klasnja, P., and Murphy, S. (2021). Off-policy estimation of long-term average outcomes with applications to mobile health. *Journal of the American Statistical Association*, 116(533):382–391.
- Liao, P., Qi, Z., Wan, R., Klasnja, P., and Murphy, S. A. (2022). Batch policy learning in average reward markov decision processes. *The Annals of Statistics*, 50(6):3364–3387.
- Little, R. J. and Rubin, D. B. (2019). *Statistical analysis with missing data*, volume 793. John Wiley & Sons.
- Liu, Q., Li, L., Tang, Z., and Zhou, D. (2018a). Breaking the curse of horizon: Infinite-horizon off-policy estimation. *Advances in Neural Information Processing Systems*, 31.

- Liu, Y., Gottesman, O., Raghu, A., Komorowski, M., Faisal, A. A., Doshi-Velez, F., and Brunskill, E. (2018b). Representation balancing mdps for off-policy policy evaluation. In *Advances in Neural Information Processing Systems*.
- Lovell, M. C. (1963). Seasonal adjustment of economic time series and multiple regression analysis. *Journal of the American Statistical Association*, 58(304):993–1010.
- Luckett, D. J., Laber, E. B., Kahkoska, A. R., Maahs, D. M., Mayer-Davis, E., and Kosorok, M. R. (2020). Estimating dynamic treatment regimes in mobile health using v-learning. *Journal of the American Statistical Association*, 115(530):692–706.
- McLeish, D. L. (1974). Dependent central limit theorems and invariance principles. *the Annals of Probability*, 2(4):620–628.
- Meinshausen, N. and Bühlmann, P. (2006). High-dimensional graphs and variable selection with the lasso. *The Annals of Statistics*, 34(3):1436–1462.
- Mnih, V., Kavukcuoglu, K., Silver, D., Rusu, A. A., Veness, J., Bellemare, M. G., Graves, A., Riedmiller, M., Fidjeland, A. K., Ostrovski, G., et al. (2015). Human-level control through deep reinforcement learning. *nature*, 518(7540):529–533.
- Murphy, S. A. (2003). Optimal dynamic treatment regimes. *Journal of the Royal Statistical Society: Series B*, 65(2):331–355.
- Nickel, M., Tresp, V., Kriegel, H.-P., et al. (2011). A three-way model for collective learning on multi-relational data. In *Icml*, volume 11, pages 3104482–3104584.
- Perdomo, J. C., Krishnamurthy, A., Bartlett, P., and Kakade, S. (2022). A sharp characterization of linear estimators for offline policy evaluation. *arXiv preprint arXiv:2203.04236*.

- Puterman, M. L. (2014). *Markov decision processes: discrete stochastic dynamic programming*. John Wiley & Sons.
- Qi, Z., Liu, D., Fu, H., and Liu, Y. (2020). Multi-armed angle-based direct learning for estimating optimal individualized treatment rules with various outcomes. *Journal of the American Statistical Association*, 115(530):678–691.
- Qian, M. and Murphy, S. A. (2011). Performance guarantees for individualized treatment rules. *Annals of statistics*, 39(2):1180.
- Raghu, A., Komorowski, M., Ahmed, I., Celi, L., Szolovits, P., and Ghassemi, M. (2017). Deep reinforcement learning for sepsis treatment. *arXiv preprint arXiv:1711.09602*.
- Robins, J. M. (2004). Optimal structural nested models for optimal sequential decisions. In Lin, D. Y. and Heagerty, P., editors, *Proceedings of the Second Seattle Symposium in Biostatistics*, pages 189–326, New York. Springer.
- Ross, S. (1976). The arbitrage theory of capital asset pricing. *Journal of Economic Theory*, 13(3):341–360.
- Schumaker, L. (2007). *Spline functions: basic theory*. Cambridge university press.
- Shi, C., Wan, R., Chernozhukov, V., and Song, R. (2021). Deeply-debiased off-policy interval estimation. In *International conference on machine learning*, pages 9580–9591. PMLR.
- Shi, C., Wan, R., Song, R., Lu, W., and Leng, L. (2020). Does the markov decision process fit the data: testing for the markov property in sequential decision making. In *International Conference on Machine Learning*, pages 8807–8817. PMLR.

- Shi, C., Zhang, S., Lu, W., and Song, R. (2022). Statistical inference of the value function for reinforcement learning in infinite-horizon settings. *Journal of the Royal Statistical Society Series B: Statistical Methodology*, 84(3):765–793.
- Silver, D., Huang, A., et al. (2016). Mastering the game of go with deep neural networks and tree search. *nature*, 529(7587):484–489.
- Singer, M. et al. (2016). The third international consensus definitions for sepsis and septic shock (sepsis-3). *Jama*, 315(8):801–810.
- Sutton, R. S. and Barto, A. G. (2018). *Reinforcement learning: An introduction*. MIT press.
- Thomas, P. and Brunskill, E. (2016). Data-efficient off-policy policy evaluation for reinforcement learning. In *International Conference on Machine Learning*, pages 2139–2148. PMLR.
- Tropp, J. (2011). Freedman’s inequality for matrix martingales. *Electronic Communications in Probability*.
- Tsiatis, A. A., Davidian, M., Holloway, S. T., and Laber, E. B. (2019). *Dynamic Treatment Regimes: Statistical Methods for Precision Medicine*. CRC press, Boca Raton, FL.
- Uehara, M., Huang, J., and Jiang, N. (2020). Minimax weight and q-function learning for off-policy evaluation. In *International Conference on Machine Learning*, pages 9659–9668. PMLR.
- Uehara, M., Shi, C., and Kallus, N. (2022). A review of off-policy evaluation in reinforcement learning. *arXiv preprint arXiv:2212.06355*.

- Wang, J., Qi, Z., and Wong, R. K. (2021). Projected state-action balancing weights for offline reinforcement learning. *arXiv preprint arXiv:2109.04640*.
- Wu, C. J. (1983). On the convergence properties of the em algorithm. *The Annals of statistics*, pages 95–103.
- Xu, Z., Li, Z., Guan, Q., Zhang, D., Li, Q., Nan, J., Liu, C., Bian, W., and Ye, J. (2018). Large-scale order dispatch in on-demand ride-hailing platforms: A learning and planning approach. In *Proceedings of the 24th ACM SIGKDD International Conference on Knowledge Discovery & Data Mining*, pages 905–913.
- Yin, M. and Wang, Y.-X. (2020). Asymptotically efficient off-policy evaluation for tabular reinforcement learning. In *International Conference on Artificial Intelligence and Statistics*, pages 3948–3958. PMLR.
- Zhang, M. R., Paine, T., Nachum, O., Paduraru, C., Tucker, G., Norouzi, M., et al. (2020). Autoregressive dynamics models for offline policy evaluation and optimization. In *International Conference on Learning Representations*.
- Zhao, P. and Yu, B. (2006). On model selection consistency of lasso. *The Journal of Machine Learning Research*, 7:2541–2563.
- Zhou, W., Zhu, R., and Qu, A. (2022a). Estimating optimal infinite horizon dynamic treatment regimes via pt-learning. *Journal of the American Statistical Association*, accepted.
- Zhou, Y., Qi, Z., Shi, C., and Li, L. (2022b). Optimizing pessimism in dynamic treatment regimes: A bayesian learning approach. *arXiv preprint arXiv:2210.14420*.

# Supplemental Materials for “Off-Policy Evaluation in Doubly Inhomogeneous Environments”

Throughout this Supplemental Material, we use  $c$ ,  $c_1$ ,  $c_2$ ,  $C$  and  $C'$  to denote a generic constant that can vary from line to line. In addition, given arbitrary  $\{x_{i,t}\}_{1 \leq i \leq N, 1 \leq t \leq T}$ , we construct the vector  $\mathbf{x} \in \mathbb{R}^{NT}$  such that its  $((t-1)N+i)$ -th element is  $x_{i,t}$ . That is,  $\mathbf{x}$  is constructed by stacking the  $N$  elements of the first time point, followed by the  $N$  elements of the second time point, and so on, until the  $N$  elements of the final time point. Thus, we can express  $\mathbf{x}$  as

$$\mathbf{x} = (x_{1,1}, x_{2,1}, \dots, x_{N,1}, x_{1,2}, \dots, x_{N-1,T}, x_{N,T})^\top.$$

When it comes to a matrix  $\mathbf{X} \in \mathbb{R}^{NT \times L}$ , we stack it in a similar way, i.e., the  $((t-1)N+i)$ th row of  $\mathbf{X}$  is  $\mathbf{x}_{i,t}$ . In addition, denote  $n = NT$ ,  $T_k = T - k + 1$  and  $n_k = NT_k$ . Finally, we denote  $k$ -th iteration quantity as  $x_{k,i,t}$ , and we omit  $k$  if  $k = 1$ , to simplify the notation. To ease notation, we sometimes omit arguments for functions of multiple arguments, e.g.,  $r_1 = r_1(o, a)$ , when there is no confusion.

The rest of the supplementary article is organized as follows. We present Directed Acyclic Graph in Section A.1, and Algorithm 2 in Section A.2 respectively. Section B is devoted to the proof of Proposition 1. We prove Theorem 1 in Section C. Finally, we prove Theorem 2 in Section D.

## A Additional Results

### A.1 Directed Acyclic Graph of the Data Generating Procedure

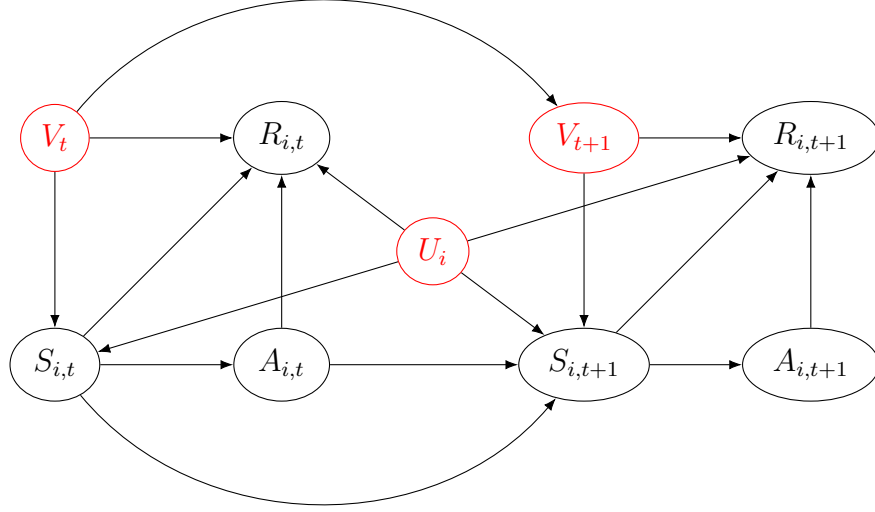


Figure 4: The directed acyclic graph of the data generating procedure; the variables in red are unobservable.

## A.2 Algorithms

---

**Algorithm 2** Profile Least Squares Estimation Procedure.

---

1: **function**  $(r_{1,i,t}, A_{i,t}, O_{i,t})$

2:     Set iteration counter  $k \leftarrow 1$ .

3:     Initialize:  $\boldsymbol{\theta}^k = \boldsymbol{\lambda}^k = \mathbf{0}$ .

4:     **repeat**

5:         Update  $\boldsymbol{\beta}$  and  $\mathbf{M}$ :

$$\boldsymbol{\beta}^k = (\boldsymbol{\Phi}^\top \mathbf{S} \boldsymbol{\Phi})^{-1} \boldsymbol{\Phi}^\top (\mathbf{R} - \mathbf{B} \boldsymbol{\alpha}^k), \text{ and } \mathbf{M}^k = \boldsymbol{\Phi} \boldsymbol{\beta}^k.$$

6:         Update  $\boldsymbol{\theta}$  and  $\boldsymbol{\lambda}$ : for all  $i$  and  $t$ ,

$$\theta_i^k = T^{-1} \sum_{t=1}^T (R_{i,t} - \mathbf{M}_{i,t}^k), \text{ and } \lambda_t^k = N^{-1} \sum_{i=1}^N (r_{1,i,t} - \mathbf{M}_{i,t}^k).$$

7:          $k \leftarrow k + 1$

8:     **until** convergence criterion is satisfied

---

## A.3 Bellman Completeness and the Realizability Assumption

In the RL literature, the realizability and the Bellman completeness assumptions are commonly imposed to establish the convergence rate of the estimated Q-function. The realizability assumption essentially requires the chosen function class  $\mathcal{Q}$  to be sufficiently rich to include the oracle Q-function. On the other hand, the Bellman completeness requires the Q-function to be closed under the Bellman operator, i.e., for any  $Q \in \mathcal{Q}$ , we have  $\mathcal{T}Q \in \mathcal{Q}$ , where  $\mathcal{T}$  denotes the Bellman operator.

Assumptions 1 and 2(ii) in our paper are closely related to the realizability and the Bellman completeness assumptions. In particular, under Assumptions 1 and 2(ii), both realizability

and Bellman completeness hold approximately, with the approximation error upper bounded by  $O(L^{-p/d})$ . In doubly inhomogeneous environments, we require the two assumptions hold uniformly across a class of Q-functions  $\{Q_{i,t_1,t_2}^\pi\}_{i,t_1,t_2}$ . The latter requirement is met under our two-way fixed-effect assumptions (see Equations 2.2 & 2.3), under which these Q-functions satisfy the two-way structure as well; see Proposition 1.

## A.4 Baseline Methods

In this subsection, we briefly introduce the baseline method B1 (Shi et al., 2022) conducted in Section 6. To begin with, we introduce the following relative value function,

$$\tilde{Q}^\pi(o, a) = \mathbb{E}^\pi \left[ \sum_{j=t}^{\infty} (R_j - \eta^\pi) | O_t = o, A_t = a \right],$$

where  $\eta^\pi$  is the average reward by letting  $T \rightarrow \infty$ . Notice that  $\tilde{Q}^\pi$  differs from the proposed Q-function defined in Section 3 under double inhomogeneities. According to the Bellman equation,

$$\tilde{Q}^\pi(O_t, A_t) = \mathbb{E} \left[ R_t - \eta^\pi + \sum_a \pi(a | O_{t+1}) \tilde{Q}_{t+1}^\pi(O_{t+1}, a) | O_t, A_t \right].$$

We also use linear sieves  $\beta_{A_t}^\top \Phi_L(O_t)$  to approximate the Q-function. According to the Bellman equation, we estimate the average reward  $\eta^\pi$ , as well as the parameters  $\beta_0, \beta_1$  by solving the following unbiased estimating function

$$\begin{bmatrix} \sum_{i,t} \left[ R_{i,t} - \eta^\pi + \sum_a \pi(a | O_{i,t+1}) \beta_a^\top \Phi_L(O_{i,t+1}) - \beta_{A_{i,t}}^\top \Phi_L(O_{i,t}) \right] \\ \sum_{i,t} A_{i,t} \Phi_L(O_{i,t}) \left[ R_{i,t} - \eta^\pi + \sum_a \pi(a | O_{i,t+1}) \beta_a^\top \Phi_L(O_{i,t+1}) - \beta_1^\top \Phi_L(O_{i,t}) \right] \\ \sum_{i,t} (1 - A_{i,t}) \Phi_L(O_{i,t}) \left[ R_{i,t} - \eta^\pi + \sum_a \pi(a | O_{i,t+1}) \beta_a^\top \Phi_L(O_{i,t+1}) - \beta_0^\top \Phi_L(O_{i,t}) \right] \end{bmatrix} = \mathbf{0}.$$

## B Proof of Proposition 1

PROOF: We note that  $\{\theta_i\}_i$  and  $\{\lambda_t\}_t$  are not uniquely defined. To simplify the proof, we consider one particular parameterization, given in Equation (B.2).

We start with  $k = 1$ . Consider the Q-function  $Q_{i,t-1,t}^\pi$ . According to the Bellman equation, we obtain that

$$\begin{aligned}
Q_{i,t-1,t}^\pi(o_{i,t-1}, a_{i,t-1}) &= \sum_a \mathbb{E}[\pi(a|O_{i,t})Q_{i,t,t}^\pi(O_{i,t}, a)|a_{i,t-1}, o_{i,t-1}] \\
&= \sum_a \mathbb{E}[\pi(a|o_{i,t})(r_1(o_{i,t}, a) + \theta_i + \lambda_t)|a_{i,t-1}, o_{i,t-1}] \\
&= \theta_i + \lambda_t + \int_o \sum_a [\pi(a|o)r_1(o, a) (\pi_u p_{u_i}(o)do + \pi_v p_{v_t}(o) + \pi_0 p_0(o|a_{t-1}, o_{t-1}))] do \\
&= \underbrace{\theta_i + \pi_u \int_o \sum_a \pi(a|o)r_1(o, a)p_{u_i}(o)do}_{\theta_{2,i}} + \underbrace{\lambda_t + \pi_v \int_o \sum_a \pi(a|o)r_1(o, a)p_{v_t}(o)do}_{\lambda_{2,t}} \\
&\quad + \underbrace{\pi_0 \int_o \sum_a \pi(a|o)r_1(o, a)p_0(o|a_{t-1}, o_{t-1})do}_{r_2(o_{t-1}, a_{t-1})},
\end{aligned}$$

where  $p_{u_i}(o) = \int p_{u_i}(o', r|u_i)dr$ , and  $p_{v_t}(o)$  and  $p_0(o|\cdot, \cdot)$  is similarly defined. Now let

$$\tilde{r}_2(o_{t-1}, a_{t-1}) = \int_o \sum_a \pi(a|o)r_1(o, a)p_0(o|a_{t-1}, o_{t-1})do,$$

it follows that

$$r_2(o_{t-1}, a_{t-1}) = \pi_0 \tilde{r}_2(o_{t-1}, a_{t-1}).$$

Using the same argument, we have

$$\begin{aligned}
Q_{i,t-2,t}^\pi(O_{i,t-2}, A_{i,t-2}) &= \sum_a \mathbb{E}[\pi(a|O_{i,t-1})Q_{i,t-1,t}^\pi(O_{i,t-1}, a)|A_{i,t-2}, O_{i,t-2}] \\
&= \theta_{2,i} + \pi_u \int_o \sum_a \pi(a|o)r_2(o, a)p_{u_i}(o)do + \lambda_{2,t} + \pi_v \int_o \sum_a \pi(a|o)r_2(o, a)p_{v_{t-1}}(o)do \\
&\quad + \pi_0 \int_o \sum_a \pi(a|o)r_2(o, a)p_0(o|a_{t-2}, o_{t-2})do \\
&= \underbrace{\theta_{2,i} + \pi_u \pi_0 \int_o \sum_a \pi(a|o)\tilde{r}_2(o, a)p_{u_i}(o)do}_{\theta_{3,i}} + \underbrace{\lambda_{2,t} + \pi_v \pi_0 \int_o \sum_a \pi(a|o)\tilde{r}_2(o, a)p_{v_{t-1}}(o)do}_{\lambda_{3,t}} \\
&\quad + \underbrace{\pi_0^2 \int_o \sum_a \pi(a|o)\tilde{r}_2(o, a)p_0(o|a_{t-2}, o_{t-2})do}_{r_3(o_{t-2}, a_{t-2})}.
\end{aligned}$$

Similarly, define

$$\tilde{r}_k(o_{t-k+1}, a_{t-k+1}) = \int_o \sum_a \pi(a|o)\tilde{r}_{k-1}(o, a)p_0(o|a_{t-k+1}, o_{t-k+1})do, \quad (\text{B.1})$$

it follows that

$$r_k(o_{t-k+1}, a_{t-k+1}) = \pi_0^k \tilde{r}_k(o_{t-k+1}, a_{t-k+1}).$$

Using the same arguments, for a general  $k$ , we have

$$\begin{aligned}
Q_{i,t-k+1,t}^\pi(O_{i,t-k+1}, A_{i,t-k+1}) &= \sum_a \mathbb{E}[\pi(a|O_{i,t-k+2})Q_{i,t-k+2,t}^\pi(O_{i,t-k+2}, a)|A_{i,t-k+1}, O_{i,t-k+1}] \\
&= \theta_{k-1,i} + \pi_u \int_o \sum_a \pi(a|o)r_{k-1}(o, a)p_{u_i}(o)do + \lambda_{k-1,t} + \pi_v \int_o \sum_a \pi(a|o)r_{k-1}(o, a)p_{v_{t-k+2}}(o)do \\
&\quad + \pi_0 \int_o \sum_a \pi(a|o)r_{k-1}(o, a)p_0(o|a_{t-k+1}, o_{t-k+1})do \\
&= \underbrace{\theta_{k-1,i} + \pi_u \pi_0^{k-1} \int_o \sum_a \pi(a|o)\tilde{r}_{k-1}(o, a)p_{u_i}(o)do}_{\theta_{k,i}} + \underbrace{\lambda_{k-1,t} + \pi_v \pi_0^{k-1} \int_o \sum_a \pi(a|o)\tilde{r}_{k-1}(o, a)p_{v_{t-k+2}}(o)do}_{\lambda_{k,t}} \\
&\quad + \underbrace{\pi_0^k \int_o \sum_a \pi(a|o)\tilde{r}_{k-1}(o, a)p_0(o|a_{t-k+1}, o_{t-k+1})do}_{r_k(o_{t-k+1}, a_{t-k+1})}. \quad (\text{B.2})
\end{aligned}$$

This completes the proof.

## C Proof of Theorem 1

PROOF: We prove Theorem 1 in this section. Recall that the proposed estimator is Q-function based. To establish the convergence rate of the proposed value estimator, it suffices to derive the convergence rate of the estimated Q-function, or equivalently, the convergence rates of the estimated main effect and two-way fixed effects.

**Outline.** Our proof is divided into several steps. We first show that the main effect function is  $p$ -smooth under Assumption 1 in Section C.1. Together with Assumption 2, this allows us to obtain upper bound of the model misspecification error of the main effect function; see Equation (C.1) for details. We next show that under the additivity assumption, the Q-function converges exponentially fast to a constant as the number of iterations in the backward induction algorithm (e.g., the index  $k$  in Algorithm 1) approaches infinity. In particular, we prove in Section C.2 that the main effect converges to zero whereas the two fixed effects converge to two constants. This ensures that the estimation error will not overly accumulate as  $k$  approaches infinity. More specifically, the error bounds of the sieve estimator and the fixed effects depend solely on  $L$ ,  $N$  and  $T$ , and are independent of  $k$ . In Section C.3, we establish the lower bound of the eigenvalue of the matrix  $\Phi^T(I - P)\Phi$ , which allows us to derive the error bound of the sieve estimator. Finally, we obtain the rates of convergence of the sieve estimator and the estimated fixed effects in Section C.4.

### C.1 Hölder smoothness of the main effect function

We first introduce the class of  $p$ -smooth functions. For a given  $d$ -tuple  $\alpha = (\alpha_1, \dots, \alpha_d)$  of non-negative integers, define  $D^\alpha$  as the following differential operator: for any given

$f : \mathcal{O} \rightarrow \mathbb{R}$ ,

$$D^\alpha f(o) = \frac{\partial^{\|\alpha\|_1} f(o)}{\partial o_1^{\alpha_1} \dots \partial o_d^{\alpha_d}}.$$

For a given  $p > 0$ , let  $\lfloor \cdot \rfloor$  denote the floor function such that  $\lfloor p \rfloor$  outputs the largest integer smaller than or equal to  $p$ . The class of  $p$ -smooth functions on  $\mathcal{O}$  is defined as follows:

$$\Lambda(p, c) = \left\{ f : \sup_{\|\alpha\|_1 \leq \lfloor p \rfloor} \sup_{o \in \mathcal{O}} |D^\alpha f(o)| \leq c, \sup_{\|\alpha\|_1 = \lfloor p \rfloor} \sup_{\substack{o_1, o_2 \in \mathcal{O} \\ o_1 \neq o_2}} \frac{|D^\alpha f(o_1) - D^\alpha f(o_2)|}{\|o_1 - o_2\|_2^{p - \lfloor p \rfloor}} \leq c \right\},$$

for some constant  $c > 0$ .

We next summarize our results in Lemma 1 below.

**Lemma 1.** *Assume that there exists some constants  $p$  and  $C$ , such that for any  $a \in \mathcal{A}$  and  $o' \in \mathcal{O}$ , both  $r_1(\cdot, a)$  and  $p_0(o'|\cdot, a)$  belong to the class of  $p$ -smooth functions  $\Lambda(p, C)$ . Then for any  $t^* \geq 1$  and any  $a$ ,  $r_{t^*}(\cdot, a) \in \Lambda(p, C')$  for some  $C' > 0$ .*

PROOF: By the additivity assumption, for any  $1 \leq t \leq T$ , we have  $Q_{i,t,t}^\pi(o, a) = \mathbb{E}(r_{1,i,t}|O_{i,t} = o, A_{i,t} = a) = r_1(o, a) + \theta_i + \lambda_t$ . By assumption,  $r_1(\cdot, a)$  itself is a  $p$ -smooth function.

For any  $t^* \geq 1$ , notice that

$$\begin{aligned} Q_{i,t-t^*,t}^\pi(o, a) &= \sum_a \mathbb{E}[\pi(a'|o') Q_{i,t-t^*+1,t}^\pi(o', a') | a, o] \\ &= \int_{o'} \sum_a \pi(a|o') Q_{i,t-t^*+1,t}^\pi(o', a') p_{i,t}(o'|o, a) do' \\ &= \int_{o'} \sum_a \pi(a|o') Q_{i,t-t^*+1,t}^\pi(o', a') [\pi_u p_{u_i}(o') + \pi_v p_{v_t}(o') + \pi_0 p_0(o'|o, a)] do'. \end{aligned}$$

Under the parameterization in Equation (B.2), we have

$$r_{t^*}(o, a) = \pi_0 \int_{o'} \sum_a \pi(a|o') r_{t^*-1}(o', a') p_0(o'|o, a) do'.$$

Suppose we have shown that  $r_{t^*-1}(o, a)$  is  $p$ -smooth as a function of  $o$ . To show  $r_{t^*}(\cdot, a)$  is  $p$ -smooth, it is equivalent to show the  $p$ -smoothness of  $\int_{o'} \sum_a \pi(a|o') r_{t^*-1}(o', a') p_0(o'|o, a) do'$ .

This can be proven using Lemma 1 of [Shi et al. \(2022\)](#). Specifically, it can be shown that, for any  $d$ -tuple  $\alpha = (\alpha_1, \dots, \alpha_d)^\top$  of non-negative integers such that  $\|\alpha\|_1 \leq \lfloor p \rfloor$ ,

$$\left| \sup_{\pi, o, a} D^\alpha \int_{o'} \sum_a \pi(a|o') r_{t^*-1}(o', a') p_0(o'|o, a) do' \right| \leq CR\lambda^*(\mathcal{O}),$$

where  $R = \sup_{t^*, o, a} r_{t^*}(o, a)$  (which is bounded by induction) and  $\lambda^*(\mathcal{O})$  is the Lebesgue measure of the observation space  $\mathcal{O}$ .

Moreover, it follows from the arguments in the proof of Lemma 1 of [Shi et al. \(2022\)](#) that for any  $x \neq y$ ,

$$\begin{aligned} \left| D^\alpha \int_{o'} \sum_a \pi(a|o') r_{t^*-1}(o', a') p_0(o'|a, x) do' - D^\alpha \int_{o'} \sum_a \pi(a|o') r_{t^*-1}(o', a') p_0(o'|a, y) do' \right| \\ \leq CR\lambda^*(\mathcal{O}) \|x - y\|_2^{p - \lfloor p \rfloor}, \end{aligned}$$

which implies that  $\int_{o'} \sum_a \pi(a|o') r_{t^*-1}(o', a') p_0(o'|\cdot, a) do'$  is in the class of functions  $\Lambda(p, CR\lambda^*(\mathcal{O}))$ .

Hence,  $r_{t^*}(\cdot, a)$  is a  $p$ -smooth function, for any  $1 \leq t^* \leq t \leq T$ ,  $a \in \mathcal{A}$ ,  $o \in \mathcal{O}$ , and  $\pi$ . The proof is thus completed. Although we focus on the parameterization in [\(B.2\)](#), it is easy to show that Lemma 1 holds under other parameterizations as well, e.g., by adding the constraints that  $\sum_i \theta_{t^*, i} = \sum_t \lambda_{t^*, t} = 0$ .

Finally, combining Lemma 1 with Assumption 2(ii) yields that

$$\max_{a, t^*} \inf_{\beta \in \mathbb{R}^L} \sup_o |r_{t^*}(o, a) - \Phi_L^\top(o) \beta| = O(L^{-p/d}). \quad (\text{C.1})$$

We use  $\beta_{t^*, a}^*$  to denote the vector that achieves the infimum for any  $a$  and  $t^*$ , and  $\beta_{t^*}^*$  to denote the concatenation of  $\{\beta_{t^*, a}^*\}_a$ .

## C.2 Q-function degeneracy

We elucidate the phenomenon of Q-function degeneracy in Lemma 2 below. As commented in the outline, under the parameterization in (B.2), we aim to show that the main effect function  $r_k$  will converge exponentially fast to zero with respect to  $k$  whereas the two-way fixed effects will converge exponentially fast to two constants. More generally,  $r_k$  will converge exponentially fast to a constant function under other parameterizations, e.g., by setting  $\sum_i \theta_{k,i} = \sum_t \lambda_{k,t} = 0$ , based on the observation that we can set  $r_k \leftarrow r_k + N^{-1} \sum_i \theta_{k,i} + T_k^{-1} \sum_t \lambda_{k,t}$ ,  $\theta_{k,i} \leftarrow \theta_{k,i} - N^{-1} \sum_i \theta_{k,i}$  and  $\lambda_{k,t} \leftarrow \lambda_{k,t} - T_k^{-1} \sum_t \lambda_{k,t}$  to satisfy these constraints.

It implies that the Q-function will converge exponentially fast to a constant function and that the Bellman error  $\varepsilon_{k,i,t}$ , for  $k \geq 2$ ,

$$\varepsilon_{k,i,t} \equiv \sum_a \pi(a|O_{i,t-k+2}) Q_{i,t-k+2,t}^\pi(O_{i,t-k+2}, a) - Q_{i,t-k+1,t}^\pi(O_{i,t-k+1}, A_{i,t-k+1}) = O(\pi_0^k), \quad (\text{C.2})$$

where the big- $O$  term is uniform in  $i$  and  $t$ .

**Lemma 2.** (i)  $\sup_{o,a} |r_k(o, a)| = O(\pi_0^k)$ ; (ii)  $\max_i |\theta_{k,i} - \theta_{k-1,i}| = O(\pi_0^k)$  and  $\max_t |\lambda_{k,t} - \lambda_{k-1,t}| = O(\pi_0^k)$ ; (iii) for  $k \geq 2$ , the Bellman error  $\varepsilon_{k,i,t} = O(\pi_0^k)$ .

PROOF: By equation (B.2), we have for a general  $k$ ,

$$\begin{aligned}
Q_{i,t-k+1,t}^\pi(O_{i,t-k+1}, A_{i,t-k+1}) &= \sum_a \mathbb{E}[\pi(a|O_{i,t}) Q_{i,t-k+2,t}^\pi(O_{i,t-k+2}, a) | A_{i,t-k+1}, O_{i,t-k+1}] \\
&= \theta_{k-1,i} + \pi_u \int_o \sum_a \pi(a|o) r_{k-1}(o, a) p_{u_i}(o) do + \lambda_{k-1,t} + \pi_v \int_o \sum_a \pi(a|o) r_{k-1}(o, a) p_{v_t}(o) do \\
&\quad + \pi_0 \int_o \sum_a \pi(a|o) r_{k-1}(o, a) p_0(o|a_{t-k+1}, o_{t-k+1}) do \\
&= \underbrace{\theta_{k-1,i} + \pi_u \pi_0^{k-1} \int_o \sum_a \pi(a|o) \tilde{r}_{k-1}(o, a) p_{u_i}(o) do}_{\theta_{k,i}} + \underbrace{\lambda_{k-1,t} + \pi_v \pi_0^{k-1} \int_o \sum_a \pi(a|o) \tilde{r}_{k-1}(o, a) p_{v_t}(o) do}_{\lambda_{k,t}} \\
&\quad + \underbrace{\pi_0^k \int_o \sum_a \pi(a|o) \tilde{r}_{k-1}(o, a) p_0(o|a_{t-k+1}, o_{t-k+1}) do}_{r_k(o_{t-k+1}, a_{t-k+1})}.
\end{aligned}$$

We note that (i) and (ii) directly follow from equation (B.2) in Proposition 1. It remains to show (iii),

$$\sum_a \pi(a|O_{i,t-k+2}) Q_{i,t-k+2,t}^\pi(O_{i,t-k+2}, a) = r_k(A_{i,t-k+1}, O_{i,t-k+1}) + \theta_{k,i} + \lambda_{k,t} + \varepsilon_{k,i,t},$$

where

$$\begin{aligned}
\varepsilon_{k,i,t} &= \sum_a \pi(a|O_{i,t-k+2}) Q_{i,t-k+2,t}^\pi(O_{i,t-k+2}, a) - r_k(A_{i,t-k+1}, O_{i,t-k+1}) - \theta_{k,i} - \lambda_{k,t} \\
&= \theta_{k-1,i} + \lambda_{k-1,t} + \sum_a \pi(a|O_{i,t-k+2}) r_{k-1}(a, O_{i,t-k+2}) - r_k(A_{i,t-k+1}, O_{i,t-k+1}) - \theta_{k,i} - \lambda_{k,t} \\
&= \underbrace{\theta_{k-1,i} - \theta_{k,i}}_{D_1} + \underbrace{\lambda_{k-1,t} - \lambda_{k,t}}_{D_2} + \underbrace{\sum_a \pi(a|O_{i,t-k+2}) r_{k-1}(a, O_{i,t-k+2}) - r_k(A_{i,t-k+1}, O_{i,t-k+1})}_{D_3}.
\end{aligned}$$

By equation (B.2), the first term is

$$D_1 = \pi_u \pi_0^{k-1} \int_o \sum_a \pi(a|o) \tilde{r}_{k-1}(o, a) p_{u_i}(o) do,$$

and the second term

$$D_2 = \pi_v \pi_0^{k-1} \int_o \sum_a \pi(a|o) \tilde{r}_{k-1}(o, a) p_{v_t}(o) do.$$

The third term  $D_3$  can be written as

$$\begin{aligned}
& \sum_a \pi(a|O_{i,t-k+2}) r_{k-1}(a, O_{i,t-k+2}) - r_k(A_{i,t-k+1}, O_{i,t-k+1}) \\
&= \sum_a \pi(a|O_{i,t-k+2}) r_{k-1}(a, O_{i,t-k+2}) - \pi_0^k \int_o \sum_a \pi(a|o) \tilde{r}_{k-1}(o, a) p_0(o|A_{t-k+1}, O_{t-k+1}) do \\
&= \pi_0^{k-1} \sum_a \pi(a|O_{i,t-k+2}) \tilde{r}_{k-1}(a, O_{i,t-k+2}) - \pi_0^k \int_o \sum_a \pi(a|o) \tilde{r}_{k-1}(o, a) p_0(o|A_{t-k+1}, O_{t-k+1}) do.
\end{aligned}$$

By Equation (B.1), it can be shown that for any  $k$  and  $a \in \mathcal{A}$ ,  $\tilde{r}_k(o, a)$  is strictly bounded, i.e.,  $\sup_{o,a} |\tilde{r}_k(o, a)| \leq c$ . Thus we have

$$|D_1| \leq \pi_u \pi_0^{k-1} c_1, \quad |D_2| \leq \pi_v \pi_0^{k-1} c_2, \quad \text{and}$$

$$\begin{aligned}
|D_3| &\leq \pi_0^{k-1} \left| \sum_a \pi(a|O_{i,t-k+2}) \tilde{r}_{k-1}(a, O_{i,t-k+2}) \right| + \pi_0^k \left| \int_o \sum_a \pi(a|o) \tilde{r}_{k-1}(o, a) p_0(o|A_{t-k+1}, O_{t-k+1}) do \right| \\
&\leq \pi_0^{k-1} (1 + \pi_0) c.
\end{aligned}$$

As such, there exists a constant  $C$  such that

$$|\varepsilon_{k,i,t}| \leq |D_1| + |D_2| + |D_3| \leq C \pi_0^k, \quad (\text{C.3})$$

which suggests that  $\varepsilon_{k,i,t}$  converges to 0 exponentially fast with respect to  $k$ . This completes the proof.

### C.3 Eigenvalue Results

**Lemma 3.** *The minimum eigenvalue of  $\Phi^\top (\mathbf{I} - \mathbf{P}) \Phi / n$  is lower bounded by  $\rho_0/2$ , with probability at least  $1 - n^{-c}$ . Moreover,  $n^{-1} \|\Phi \Phi^\top - \mathbb{E} \Phi \Phi^\top\|_2 = O_p(\log n \sqrt{L/n})$ .*

PROOF: Under Assumptions 2(iii), 3 and 4, the above results hold by directly applying the matrix concentration inequality under nonstationary Markov decision process developed in Lemma 2 of Li et al. (2022). We omit the details to save the space.

## C.4 Rates of convergence

Finally, we obtain the convergence rates of the linear sieve estimator and the two-way fixed effects estimators in this section. We start by analyzing the properties of  $\{\widehat{\theta}_i\}_i$ ,  $\{\widehat{\lambda}_t\}_t$  and  $\widehat{r}$  in Sections C.4.1 and C.4.2, which we refer to as the first iteration analysis. We next proceed with the second iteration analysis, i.e., to establish the convergence rates for  $\{\widehat{\theta}_{2,i}\}_i$ ,  $\{\widehat{\lambda}_{2,t}\}_t$  and  $\widehat{r}_2$  in Sections C.4.3 and C.4.4. Finally, we extend these results to obtain the uniform convergence rates of  $\{\widehat{\theta}_{k,i}\}_{k,i}$ ,  $\{\widehat{\lambda}_{k,t}\}_{k,t}$  and  $\{\widehat{r}_k\}_k$  in Sections C.4.5 and C.4.6.

### C.4.1 First iteration analysis: linear sieve estimator

Part of this subsection's proof utilizes the theoretical framework developed in Shi et al. (2022) and Li et al. (2022) to establish the property of the linear sieves estimator. Recall that  $\mathbf{P} = \mathbf{B}(\mathbf{B}^\top \mathbf{B})^+ \mathbf{B}^\top$ , hence

$$\begin{aligned}\widehat{\boldsymbol{\beta}} &= (\underbrace{\Phi^\top (\mathbf{I} - \mathbf{P}) \Phi}_S)^{-1} \Phi^\top (\mathbf{I} - \mathbf{P}) \mathbf{R} \\ &= (\Phi^\top \mathbf{S} \Phi)^{-1} \Phi^\top \mathbf{S} (\mathbf{B} \boldsymbol{\alpha} + \mathbf{M} + \boldsymbol{\varepsilon}) \\ &= (\Phi^\top \mathbf{S} \Phi)^{-1} \Phi^\top \mathbf{S} (\mathbf{M} + \boldsymbol{\varepsilon}) \\ &= (\Phi^\top \mathbf{S} \Phi)^{-1} \Phi^\top \mathbf{S} (\Phi \boldsymbol{\beta}^* + \mathbf{M} - \Phi \boldsymbol{\beta}^* + \boldsymbol{\varepsilon}),\end{aligned}$$

where the third equation using the fact that  $\mathbf{S} \mathbf{B} = \mathbf{0}$ , and the error term

$$\boldsymbol{\varepsilon} = (\varepsilon_{1,1}, \varepsilon_{2,1}, \dots, \varepsilon_{N,1}, \varepsilon_{2,1}, \dots, \varepsilon_{N-1,T}, \varepsilon_{N,T})^\top \in \mathbb{R}^{NT}.$$

Let  $\{\boldsymbol{\beta}_a^*\}_a$  denote the set of vectors such that  $\sup_{o,a} |r_1(o, a) - \Phi_L(o)^\top \boldsymbol{\beta}_a^*| = O(L^{-p/d})$  and  $\boldsymbol{\beta}^*$  the concatenation of  $\{\boldsymbol{\beta}_a^*\}_a$ . These vectors exist according to Equation (C.1). It follows

that

$$\begin{aligned}
\hat{\beta} - \beta^* &= (\Phi^\top S \Phi)^{-1} \Phi^\top S (M - \Phi \beta^*) + (\Phi^\top S \Phi)^{-1} \Phi^\top S \varepsilon + \underbrace{(\Phi^\top S \Phi)^{-1} \Phi^\top S \Phi \beta^* - \beta^*}_0 \\
&= \underbrace{(\Phi^\top S \Phi)^{-1} \Phi^\top S (M - \Phi \beta^*)}_{\hat{\Sigma}} + (\Phi^\top S \Phi)^{-1} \Phi^\top S \varepsilon \\
&= \underbrace{\hat{\Sigma}^{-1} \Phi^\top S (M - \Phi \beta^*)}_{I_1} + \underbrace{\hat{\Sigma}^{-1} \Phi^\top S \varepsilon}_{I_2}. \tag{C.4}
\end{aligned}$$

In the following, we will show that  $\|I_1\|_2 = O_p(L^{-p/d})$  and  $\|I_2\|_2 = O_p(\sqrt{L/n})$ .

**Error bound for  $\|I_1\|_2$ :**

$$\begin{aligned}
\|\Phi^\top S (M - \Phi \beta^*)\|_2^2 &= (M - \Phi \beta^*)^\top S^\top \Phi \Phi^\top S (M - \Phi \beta^*) \\
&\leq \lambda_{\max}(\Phi \Phi^\top) (M - \Phi \beta^*)^\top S^\top S (M - \Phi \beta^*) \\
&\leq \lambda_{\max}(\Phi \Phi^\top) \|M - \Phi \beta^*\|_2^2.
\end{aligned}$$

Under Assumptions 2(iii), 3 and 4, by Lemma 3, the minimum eigenvalue of  $\hat{\Sigma}$  is lower bounded by  $n\rho_0/2$ , with probability at least  $1 - n^{-c}$ . In addition, the difference  $n^{-1}\|\Phi \Phi^\top - \mathbb{E}\Phi \Phi^\top\|_2$  decays to zero with probability at least  $1 - n^{-c_1}$ . Under Assumption 1,  $p_0$  is bounded. This together with Assumption 3(iii) implies the boundedness of the transition function  $p$  in (2.3) see e.g., Equation (60) of Shi et al. (2022). Together with Assumption 2(i), we obtain the boundedness of  $n^{-1}\mathbb{E}\|\Phi \Phi^\top\|_2$ . As such,  $\lambda_{\max}(\Phi \Phi^\top) = O(n)$  with probability at least  $1 - n^{-c}$ . Finally, by the definition of  $\beta^*$ , we have  $\|M - \Phi \beta^*\|_2^2 = O(nL^{-2p/d})$ . This leads to the observation

$$\|\Phi^\top S (M - \Phi \beta^*)\|_2^2 \leq Cn^2 L^{-2p/d},$$

with probability at least  $1 - O(n^{-c})$ . Thus, we obtain the following error bound for

$$\|I_1\|_2,$$

$$\|I_1\|_2 \leq \|\widehat{\Sigma}^{-1}\|_2 \|\Phi^\top S(\mathbf{M} - \Phi\beta^*)\|_2 \leq 2\rho_0^{-1}CL^{-p/d}. \quad (\text{C.5})$$

**Error bound for  $\|I_2\|_2$ :** Recall that  $\Phi^\top S\epsilon = \Phi^\top \epsilon - \Phi^\top P\epsilon$ . We first consider  $\Phi^\top \epsilon$ . Notice that the observations across different trajectories are independent. In addition, conditional on the two-way fixed effects, the Markov assumption is satisfied and we have

$$\mathbb{E}(\varepsilon_{i,t}\varepsilon_{i,j}|A_{i,t}, O_{i,t}) = 0 \text{ and } \mathbb{E}(\varepsilon_{i_1,t_1}\varepsilon_{i_2,t_2}|A_{i_1,t_1}, O_{i_1,t_1}, A_{i_2,t_2}, O_{i_2,t_2}) = 0, \quad (\text{C.6})$$

for any  $i, t_1, t_2, i_1 \neq i_2$  and  $t < j$ . It follows that

$$\begin{aligned} \mathbb{E}\|\Phi^\top \epsilon\|_2^2 &= \mathbb{E}(\epsilon^\top \Phi \Phi^\top \epsilon) = \mathbb{E} \text{trace}(\epsilon^\top \Phi \Phi^\top \epsilon) = \mathbb{E} \text{trace}(\Phi^\top \epsilon \epsilon^\top \Phi) \\ &\leq C \mathbb{E} \text{trace}(\Phi^\top \Phi) = O(L\lambda_{\max}(\mathbb{E}\Phi^\top \Phi)) = O(nL), \end{aligned}$$

where the last equality follows Assumption 2. Using the same arguments, we can show that  $\mathbb{E}\|\Phi^\top S\epsilon\|_2^2 = O(nL)$ . Combined with  $\|\widehat{\Sigma}^{-1}\|_2 = O_p(n^{-1})$ , this yields  $\|I_2\|_2 = O_p(\sqrt{L/n})$ .

To summarize, we have shown that

$$\|\widehat{\beta} - \beta^*\|_2 = O_p(L^{-p/d}) + O_p(\sqrt{L/n}). \quad (\text{C.7})$$

#### C.4.2 First iteration analysis: fixed effects estimator

Given the constraint  $\sum_{i=1}^N \theta_i = \sum_{t=1}^T \lambda_t = 0$ , we obtain

$$\widehat{\lambda}_t = N^{-1} \sum_{i=1}^N (R_{i,t} - \widehat{r}_1(o_{i,t}, a_{i,t})),$$

and

$$\widehat{\theta}_i = T^{-1} \sum_{t=1}^T (R_{i,t} - \widehat{r}_1(o_{i,t}, a_{i,t})).$$

We first focus on  $\widehat{\lambda}_t$  and observe that

$$\begin{aligned}
\widehat{\lambda}_t - \lambda_t &= N^{-1} \sum_{i=1}^N (R_{i,t} - \widehat{r}_1(o_{i,t}, a_{i,t})) - \lambda_t \\
&= N^{-1} \sum_{i=1}^N (R_{i,t} + r_{1,i,t} - \widehat{r}_{1,i,t} - r_{1,i,t}) - \lambda_t \\
&= \underbrace{N^{-1} \sum_{i=1}^N (R_{i,t} - r_{1,i,t}) - \lambda_t}_{F_{1,t}} + \underbrace{N^{-1} \sum_{i=1}^N (r_{1,i,t} - \widehat{r}_{1,i,t})}_{F_{2,t}}. \tag{C.8}
\end{aligned}$$

The first term  $F_{1,t}$  is of the order  $O_p(N^{-1/2})$ , as it is an average of conditionally independent mean zero random variables.

As for  $F_{2,t}$ , we have

$$F_{2,t} = \frac{1}{N} \sum_a \sum_{i=1}^N \mathbb{I}(A_{i,t} = a) \Phi_L^\top(O_{i,t}) (\widehat{\beta}_a - \beta_a) + O_p(L^{-p/d}).$$

A naive method is to directly apply Cauchy-Schwarz inequality to the right-hand-side and show that it is of the order  $O(\|\widehat{\beta} - \beta\|_2)$ . However, this would yield a sub-optimal bound.

To motivate our analysis, we notice that  $F_{2,t}$  can be upper bounded as

$$\begin{aligned}
&\frac{1}{N} \left\| \sum_{i=1}^N \Phi_L(O_{i,t}) \mathbb{I}(A_{i,t} = a) - \sum_{i=1}^N \mathbb{E} \Phi_L(O_{i,t}) \mathbb{I}(A_{i,t} = a) \right\|_2 \|\widehat{\beta} - \beta\|_2 \\
&\quad + \frac{1}{N} \sum_a \left| \sum_{i=1}^N [\mathbb{E} \mathbb{I}(A_{i,t} = a) \Phi_L^\top(O_{i,t})] (\widehat{\beta}_a - \beta_a) \right|.
\end{aligned}$$

Similar to Lemma 3 of [Shi et al. \(2022\)](#), we can show that  $N^{-1} \|\sum_{i=1}^N \Phi_L(O_{i,t}) - \sum_{i=1}^N \mathbb{E} \Phi_L(O_{i,t})\|_2$

is of the order  $\sqrt{N^{-1} L \log(NT)}$ , with probability at least  $1 - n^{-c}$ . As such, under Assumption

[2\(iii\)](#), the first line is of the order  $\sqrt{N^{-1} L \log(NT)} (L^{-p/d} + \sqrt{L/NT}) = o(L^{-p/d}) + o(N^{-1/2})$ .

As for the second line, notice that  $\phi_{a,t} = N^{-1} \sum_{i=1}^N [\mathbb{E} \mathbb{I}(A_{i,t} = a) \Phi_L^\top(O_{i,t})]$  is a fixed vector with bounded  $\ell_2$  norm under Assumption [2\(ii\)](#). Specifically, according to Cauchy-Schwarz

inequality, we have

$$\begin{aligned} \|\phi_{a,t}\|_2 &= \sup_{\boldsymbol{\alpha}: \|\boldsymbol{\alpha}\|_2=1} \left| \frac{1}{N} \sum_{i=1}^N \mathbb{E}\mathbb{I}(A_{i,t}=a) \boldsymbol{\Phi}_L^\top(O_{i,t}) \boldsymbol{\alpha} \right| \\ &\leq \sup_{\boldsymbol{\alpha}: \|\boldsymbol{\alpha}\|_2=1} \sqrt{\frac{1}{N} \sum_{i=1}^N \mathbb{E}\mathbb{I}(A_{i,t}=a) [\boldsymbol{\Phi}_L^\top(O_{i,t}) \boldsymbol{\alpha}]^2} \leq \lambda_{\max} \left[ \frac{1}{N} \sum_{i=1}^N \mathbb{E} \boldsymbol{\Phi}_L(O_{i,t}) \boldsymbol{\Phi}_L^\top(O_{i,t}) \right], \end{aligned}$$

which is  $O(1)$  using similar arguments in bounding  $\|I_1\|_2$  in Section C.4.1. The bias  $|\phi_{a,t}^\top(\hat{\boldsymbol{\beta}}_a - \boldsymbol{\beta}_a)|$  is of the same order as  $\|\hat{\boldsymbol{\beta}}_a - \boldsymbol{\beta}_a\|_2$ , given by  $O(L^{-p/d})$ . The variance term, however, can be substantially reduced from  $O(n^{-1}L)$  to  $O(n^{-1})$ . In particular, using similar arguments in bounding  $\|I_2\|_2$  in Section C.4.1, we can show that

$$\mathbb{E}|\phi_t^\top \boldsymbol{\Phi}^\top \boldsymbol{\varepsilon}|^2 = O(\phi_t^\top \mathbb{E} \boldsymbol{\Phi}^\top \boldsymbol{\Phi} \phi_t) = O(\lambda_{\max}[\mathbb{E} \boldsymbol{\Phi}^\top \boldsymbol{\Phi}]) = O(n),$$

where  $\phi_t$  is obtained by concatenating the set of vectors  $\{\phi_{a,t}\}_a$ . This allows us to show that the variance term is of the order  $O(n^{-1})$ . As such, the second term is of the order  $O(L^{-p/d}) + O_p(n^{-1/2})$ . Hence,  $F_{2,t} = O(L^{-p/d}) + O_p(N^{-1/2})$ . Therefore,

$$\hat{\lambda}_t - \lambda_t = O(L^{-p/d}) + O_p(N^{-1/2}). \quad (\text{C.9})$$

Notice that (C.9) only establishes the convergence rate at a single time point  $t$ . Conditional on the fixed effects, the Markov assumption is satisfied and the error term  $\{\varepsilon_{i,t}\}_t$  forms a martingale difference sequence (see e.g., Shi et al., 2022, Step 3 of the proof of Theorem 1). Using the martingale concentration inequality (Tropp, 2011), we can show with probability at least  $1 - O(n^{-c})$  that  $\max_t |F_{1,t}| = O(N^{-1/2} \sqrt{\log(NT)})$  and  $\max_t |F_{2,t}| = O(L^{-p/d}) + O(N^{-1/2})$ . This yields the uniform convergence rate

$$\max_t |\hat{\lambda}_t - \lambda_t| = O(L^{-p/d}) + O(N^{-1/2} \sqrt{\log n}), \quad (\text{C.10})$$

with probability at least  $1 - O(n^{-c})$ .

Similarly, we can show with probability at least  $1 - O(n^{-c})$  that

$$\max_i |\hat{\theta}_i - \theta_i| = O(L^{-p/d}) + O(T^{-1/2} \sqrt{\log n}). \quad (\text{C.11})$$

### C.4.3 Second iteration analysis: linear sieve estimator

In the second iteration (corresponding to  $k = 2$  in Algorithm 1), we regress  $\sum_a \pi(a|O_{i,t}) \hat{Q}_{i,t,t}(O_{i,t}, a)$  on  $(O_{i,t-1}, A_{i,t-1})$ . By Proposition 1,  $Q_{i,t-1,t}^\pi(O_{i,t-1}, A_{i,t-1})$  also has a two-way structure. It follows from (C.2) that

$$\sum_a \pi(a|O_{i,t}) Q_{i,t,t}^\pi(O_{i,t}, a) = r_2(O_{i,t-1}, A_{i,t-1}) + \theta_{2,i} + \lambda_{2,t} + \varepsilon_{2,i,t}. \quad (\text{C.12})$$

However, the oracle Q-function is unknown, and we only have access to its estimator  $\hat{Q}_{i,t,t}^\pi$ .

As such, we have

$$\begin{aligned} & \sum_a \pi(a|O_{i,t}) \hat{Q}_{i,t,t}^\pi(O_{i,t}, a) \\ &= r_2(A_{i,t-1}, O_{i,t-1}) + \theta_{2,i} + \lambda_{2,t} + \varepsilon_{2,i,t} + \underbrace{\sum_a \pi(a|O_{i,t}) \hat{Q}_{i,t,t}^\pi(O_{i,t}, a) - \sum_a \pi(a|O_{i,t}) Q_{i,t,t}^\pi(O_{i,t}, a)}_{\tilde{\varepsilon}_{2,i,t}, \text{ the adjusted error term}} \\ &= r_2(A_{i,t-1}, O_{i,t-1}) + \theta_{2,i} + \lambda_{2,t} + \tilde{\varepsilon}_{2,i,t}. \end{aligned}$$

Similarly to Equation (C.4), the linear sieve estimator  $\hat{\beta}_2$  at the second iteration satisfies

$$\hat{\beta}_2 - \beta_2^* = \hat{\Sigma}_2^{-1} \Phi_2^\top \mathbf{S}_2 (\mathbf{M}_2 - \Phi_2 \beta_2^*) + \hat{\Sigma}_2^{-1} \Phi_2^\top \mathbf{S}_2 \tilde{\varepsilon}_2,$$

where  $\hat{\Sigma}_2$ ,  $\Phi_2$ ,  $\mathbf{S}_2$  is similarly defined as in first iteration analysis. The first term (e.g., the bias term) is still of the order  $O(L^{-p/d})$ , with probability at least  $1 - O(n^{-c})$ . We now focus

on the second term

$$\begin{aligned}\widehat{\Sigma}_2^{-1}\Phi_2^\top \mathbf{S}_2 \widetilde{\varepsilon}_2 &= \widehat{\Sigma}_2^{-1}\Phi_2^\top \mathbf{S}_2(\varepsilon_2 + \varepsilon'_1 + \varepsilon''_1 + \varepsilon'''_1) \\ &= \underbrace{\widehat{\Sigma}_2^{-1}\Phi_2^\top \mathbf{S}_2 \varepsilon_2}_{I_{2,1}} + \underbrace{\widehat{\Sigma}_2^{-1}\Phi_2^\top \mathbf{S}_2 \varepsilon'_1}_{I_{2,2}} + \underbrace{\widehat{\Sigma}_2^{-1}\Phi_2^\top \mathbf{S}_2 \varepsilon''_1}_{I_{2,3}} + \underbrace{\widehat{\Sigma}_2^{-1}\Phi_2^\top \mathbf{S}_2 \varepsilon'''_1}_{I_{2,4}},\end{aligned}$$

where  $\varepsilon'_1, \varepsilon''_1, \varepsilon'''_1$  represent the errors resulting from the estimation of individual effects, time effects, and the linear sieve in the first iteration respectively, i.e.,

$$\varepsilon'_{1,i,t} = \frac{1}{T} \sum_{t=1}^T \varepsilon_{1,i,t}, \quad \varepsilon''_{1,i,t} = \frac{1}{N} \sum_{i=1}^N \varepsilon_{1,i,t}, \quad \varepsilon'''_1 = \Phi_1^{new} \widehat{\Sigma}_1^{-1} \Phi_1^\top \mathbf{S}_1 (\mathbf{M}_1 - \Phi_1 \beta_1^* + \varepsilon_1),$$

where  $\Phi_1^{new}$  is defined in (5.1). Using similar arguments in bounding  $I_1$  in the first iteration analysis, we can show that  $\|I_{2,1}\|$  is of the order  $O_p(\sqrt{L/n_2})$ . We next analyse  $I_{2,2} = \widehat{\Sigma}_2^{-1}\Phi_2^\top \mathbf{S}_2 \varepsilon'_1$ . Similarly to the first iteration analysis, we first bound  $\|\Phi_2^\top \varepsilon'_1\|_2$ , as  $\|\Phi_2^\top \mathbf{P}_2 \varepsilon'_1\|_2$  can be obtained similarly. Note that the term  $\varepsilon'_1$  has a special structure, it is constructed such that the first  $N$  components of the vector are replicated  $T_2$  times, i.e.,

$$\varepsilon'_1 = \underbrace{(\varepsilon'_{1N}, \varepsilon'_{1N}, \dots, \varepsilon'_{1N})^\top}_{T_2 \text{ times}},$$

where we use  $\varepsilon'_{1N}$  to denote the first  $N$  elements in  $\varepsilon'_1$ . Similarly to the first step analysis, it suffices to bound  $\Phi_2^\top \varepsilon'_1$ , which can be written as  $\sum_{t=1}^{T_2} \Phi_{2,t}^\top \varepsilon'_{1N}$ , where  $\Phi_{2,t}$  is the  $t$ th submatrix of  $\Phi_2^\top$  (i.e., write  $\Phi_2^\top$  as  $[\Phi_{2,1}^\top, \Phi_{2,2}^\top, \dots, \Phi_{2,T_2}^\top]$ ). Then we have

$$\begin{aligned}\|\Phi_2^\top \varepsilon'_1\|_2 &= \left\| \sum_{t=1}^{T_2} \Phi_{2,t}^\top \varepsilon'_{1N} \right\|_2 \\ &\leq \sqrt{T_2} \sqrt{\sum_{t=1}^{T_2} \text{trace}(\varepsilon'_{1N} \Phi_{2,t}^\top \Phi_{2,t} \varepsilon'_{1N})} \\ &\leq C \sqrt{\sum_{t=1}^{T_2} \text{trace}(\Phi_{2,t}^\top \Phi_{2,t})} = C \sqrt{\text{trace}(\Phi_2^\top \Phi_2)} = C \sqrt{n_2 L},\end{aligned}$$

where we apply the AM-QM inequality in the second inequality. Thus, we have showed that  $\|I_{2,2}\| = O_p(\sqrt{L/n_2})$ . Applying the same technique,  $\|I_{2,3}\|$  can be also bounded by

$O_p(\sqrt{L/n_2})$ . Next we provide the error bound for  $\|I_{2,4}\|$ . It follows that

$$\begin{aligned} \|I_{2,4}\|_2 &= \|\widehat{\Sigma}_2^{-1} \Phi_2^\top \mathbf{S}_2 \epsilon_1'''\|_2 = \|\widehat{\Sigma}_2^{-1} \Phi_2^\top \mathbf{S}_2 \Phi_1^{new} \widehat{\Sigma}_1^{-1} \Phi_1^\top \mathbf{S}_1 \epsilon_1\|_2 \\ &\leq \underbrace{\|\widehat{\Sigma}_2^{-1} \Phi_2^\top \mathbf{S}_2 \Phi_1^{new}\|_2}_{O_p(1) \text{ by Assumption 4}} \|\widehat{\Sigma}_1^{-1} \Phi_1^\top \mathbf{S}_1 \epsilon_1\|_2 = O_p(\sqrt{L/n_2}), \end{aligned} \quad (\text{C.13})$$

by the result in first step analysis. In summary, we have shown that the linear sieve estimator  $\widehat{\beta}_2$  achieves the same the estimation error bound, given by  $O_p(L^{-p/d}) + O_p(\sqrt{L/n_2})$ .

#### C.4.4 Second iteration analysis: fixed effects estimator

The second iteration analysis for the fixed effects is very similar to the first iteration analysis. The estimated fixed effects achieve the same uniform error bounds as in Equations (C.10) and (C.11). We omit the details to save space.

#### C.4.5 Kth iteration analysis: linear sieve Estimator

**Notation:** We use the following notation in the  $k$ th iteration analysis.  $\mathbf{S}_k$  is the residual maker matrix at the  $k$ th step, i.e.,  $\mathbf{S}_k = \mathbf{I} - \mathbf{B}_k(\mathbf{B}_k^\top \mathbf{B}_k)^+ \mathbf{B}_k^\top$ ,  $\mathbf{B}_k$  is the design matrix for the fixed effects at step  $k$ , i.e.,  $\mathbf{B}_k = (\mathbf{1}_{T-k+1} \otimes \mathbf{I}_N, \mathbf{I}_{T-k+1} \otimes \mathbf{1}_N)$ , and  $\Phi_k^{new}$  is the design matrix such that

$$\Phi_{k,i,t}^{new} = \frac{1}{T-k+1} \sum_{t=1}^{T-k+1} \Phi_{k,i,t} + \frac{1}{N} \sum_{i=1}^N \Phi_{k,i,t} + \sum_{a \in \mathcal{A}} \pi(a|O_{k,i,t}) \Phi_{k,i,t},$$

and  $\Phi_k$  is defined as the matrix consisting of the first  $n_k$  rows of matrix  $\Phi$ .

We consider the scenario that the backward induction has been conducted  $K-1$  times and

allow  $K$  to approach infinity. It follows that the estimation error at  $k$ th step  $E_{k,i,t}$  is

$$\begin{aligned}
E_{k,i,t} &= \hat{\theta}_{k,i} - \theta_{k,i} + \hat{\lambda}_{k,t} - \lambda_{k,t} + \sum_a \pi(a|o)(\hat{r}_{k,i,t} - r_{k,i,t}) \\
&= W_{k,i,t} + N^{-1} \sum_i^N (\hat{r}_{k,i,t} - r_{k,i,t}) + T_k^{-1} \sum_t^{T_k} (\hat{r}_{k,i,t} - r_{k,i,t}) + \sum_a \pi(a|o)(\hat{r}_{k,i,t} - r_{k,i,t}), \quad (\text{C.14})
\end{aligned}$$

$\underbrace{\hspace{15em}}_{D_{k,i,t}}$

where

$$W_{k,i,t} = \sum_{k'=1}^k \sum_{t=1}^{T_{k'}} \varepsilon_{k',i,t} / T_{k'} + \sum_{k'=1}^k \sum_{i=1}^N \varepsilon_{k',i,t} / N, \quad (\text{C.15})$$

and Equation (C.14) follows from second iteration analysis, as such we have  $D_k = \Phi_k^{new}(\hat{\beta}_k - \beta_k^*)$ .

By equation (C.4), we have at the step  $K$ , the error for the linear sieve estimator  $\hat{\beta}_K$  is

$$\begin{aligned}
\hat{\beta}_K - \beta_K^* &= \underbrace{\hat{\Sigma}_K^{-1} \Phi_K^\top S_K}_{\hat{\Pi}_K} \underbrace{(M_K - \Phi_K \beta_K^*)}_{\text{bias term } B_K} + \hat{\Sigma}_K^{-1} \Phi_K^\top S_K \tilde{\varepsilon}_K \\
&= \hat{\Pi}_K B_K + \hat{\Pi}_K \tilde{\varepsilon}_K,
\end{aligned}$$

again, the  $\tilde{\varepsilon}_K$  is the adjusted error term, and  $K$  is used to address the  $K$ th step analysis.

By Equation (C.14), the adjusted error term can be written as

$$\tilde{\varepsilon}_{K,i,t} = \varepsilon_{K,i,t} + E_{K-1,i,t} = \varepsilon_{K,i,t} + W_{k-1,i,t} + D_{k-1,i,t}.$$

It follows that

$$\begin{aligned}
\hat{\beta}_K - \beta_K^* &= \hat{\Pi}_K \mathbf{B}_K + \hat{\Pi}_K \tilde{\varepsilon}_K = \hat{\Pi}_K \mathbf{B}_K + \hat{\Pi}_K \underbrace{(\varepsilon_K + \mathbf{W}_{K-1})}_{\mathbf{F}_K} + \mathbf{D}_{K-1} \\
&= \hat{\Pi}_K \mathbf{B}_K + \hat{\Pi}_K \mathbf{F}_K + \hat{\Pi}_K \mathbf{D}_{K-1} = \hat{\Pi}_K \mathbf{B}_K + \hat{\Pi}_K \mathbf{F}_K + \hat{\Pi}_K \Phi_{K-1}^{new} (\hat{\beta}_{K-1} - \beta_{K-1}^*) \\
&= \hat{\Pi}_K \mathbf{B}_K + \hat{\Pi}_K \Phi_{K-1}^{new} \hat{\Pi}_{K-1} \mathbf{B}_{K-1} + \hat{\Pi}_K \mathbf{F}_K + \hat{\Pi}_K \Phi_{K-1}^{new} \hat{\Pi}_{K-1} \mathbf{F}_{K-1} + \hat{\Pi}_K \Phi_{K-1}^{new} \hat{\Pi}_{K-1} \mathbf{D}_{K-2} \\
&= \hat{\Pi}_K \mathbf{B}_K + \hat{\Pi}_K \Phi_{K-1}^{new} \hat{\Pi}_{K-1} \mathbf{B}_{K-1} + \hat{\Pi}_K \Phi_{K-1}^{new} \hat{\Pi}_{K-1} \Phi_{K-2}^{new} \hat{\Pi}_{K-2} \mathbf{B}_{K-2} \\
&\quad + \hat{\Pi}_K \mathbf{F}_K + \hat{\Pi}_K \Phi_{K-1}^{new} \hat{\Pi}_{K-1} \mathbf{F}_{K-1} + \hat{\Pi}_K \Phi_{K-1}^{new} \hat{\Pi}_{K-1} \Phi_{K-2}^{new} \hat{\Pi}_{K-2} \mathbf{F}_{K-2} \\
&\quad + \hat{\Pi}_K \Phi_{K-1}^{new} \hat{\Pi}_{K-1} \Phi_{K-2}^{new} \hat{\Pi}_{K-2} \mathbf{D}_{K-3} \\
&= \dots\dots\dots \\
&= \underbrace{\hat{\Pi}_K \mathbf{B}_K + \dots + \hat{\Pi}_K \Phi_{K-1}^{new} \hat{\Pi}_{K-1} \dots \Phi_1^{new} \hat{\Pi}_1 \mathbf{B}_1}_{\text{systematic bias term } I_{K,1}} \\
&\quad + \underbrace{\hat{\Pi}_K \mathbf{F}_K + \dots + \hat{\Pi}_K \Phi_{K-1}^{new} \hat{\Pi}_{K-1} \dots \Phi_1^{new} \hat{\Pi}_1 \mathbf{F}_1}_{\text{previous estimation error of fixed effects } I_{K,2}} \\
&\quad + \underbrace{\hat{\Pi}_K \Phi_{K-1}^{new} \hat{\Pi}_{K-1} \dots \Phi_1^{new} \hat{\Pi}_1 \mathbf{D}_1}_{\text{previous estimation error of Q-function } I_{K,3}}. \tag{C.16}
\end{aligned}$$

By the Assumption 4 that  $\|[\mathbb{E}(\Phi_k^\top \mathbf{S}_k \Phi_k)]^{-1} \mathbb{E}(\Phi_k^\top \mathbf{S}_k \Phi_{k-1}^{new})\|_2 \leq \rho_1$  for any  $k$ , we also have  $\|\hat{\Pi}_k \Phi_{k-1}^{new}\|_2 < \rho_1$  with high probability. Combined this with Lemma 2 and the first stage analysis, we have  $\|I_{K,1}\|_2 = O_p(L^{-p/d})$ ,  $\|I_{K,2}\|_2 = O_p(\sqrt{L/n_K})$ . As for  $I_{K,3}$ , we have  $\|I_{K,3}\|_2 = O_p\left(\rho_1^K \sqrt{L/n_K}\right)$  (this can be similarly obtained by the argument in Equation (C.13)). Therefore,  $\|I_{K,3}\|_2 = O_p\left(\sqrt{L/n_K}\right)$  if  $K$  is bounded, and  $\|I_{K,3}\|_2 = O_p\left(\rho_1^K\right)$  if  $K$  diverges. Thus in  $K$  step, we still yield the same convergence rate for linear sieve estimator.

#### C.4.6 Kth iteration analysis: fixed effects estimator

By Equations C.14 and C.15 and use the previous results, similarly, we have

$$\left| \widehat{\theta}_{K,i} - \theta_{K,i} \right| \preceq \left| \sum_{k=1}^K \sum_{t=1}^{T_k} \varepsilon_{k,i,t} / T_k \right|. \quad (\text{C.17})$$

Now let  $V_{k,i,t} = \varepsilon_{k,i,t} / T_k$ , apply Lemma 2, and Azuma Hoeffding's inequality, and using the same argument as in first iteration analysis, it yields the following:

$$\mathbb{P} \left( \left| \widehat{\theta}_{K,i} - \theta_{K,i} \right| \geq \epsilon \right) = \mathbb{P} \left( \left| \sum_{k=1}^K V_{k,i,t} \right| \geq \epsilon \right) \leq c/n, \quad (\text{C.18})$$

by setting  $\epsilon = c\sqrt{T \log n}$ . Combined Expression C.18 with Bonferroni's inequality, we immediately obtain that

$$\max_i |\widehat{\theta}_{K,i} - \theta_{K,i}| = O_p(\sqrt{\log n/T}) + O_p(L^{-p/d}). \quad (\text{C.19})$$

One can similarly follow the way we bound  $\max_i |\widehat{\theta}_{K,i} - \theta_{K,i}|$  to bound the quantity  $\max_t |\widehat{\lambda}_{K,t} - \lambda_{K,t}|$ , and it yields

$$\max_t |\widehat{\lambda}_{K,t} - \lambda_{K,t}| = O_p(\sqrt{\log n/N}) + O_p(L^{-p/d}). \quad (\text{C.20})$$

#### C.4.7 Properties of the Final Value Estimators

Consider  $\{\widehat{\eta}_{i,t^*}\}_{i,t^*}$  first. We aim to bound  $|\int_{o \in \mathcal{O}} [\widehat{\eta}_{i,t^*}^\pi(o) - \eta_{i,t^*}^\pi(o)] do|$ , or equivalently,

$$\left| \int_{o \in \mathcal{O}} \sum_a \pi(a|o) \left( \widehat{Q}_{1,1,t^*}(o, a) - Q_{i,1,t^*}(o, a) \right) \right|.$$

We first consider the scenario that  $t^* \rightarrow \infty$ , in which we can just set  $K = c \log NT$ , and there is no need to do  $t^*$  iterations to obtain the final estimator since the approximation error between  $Q_{i,1,t^*}(o, a)$  and  $Q_{i,t^*-K+1,t^*}(O_{i,t^*-K+1}, a)$  is order of  $O(\pi_0^K)$ , hence is negligible.

Thus it suffices to bound the term

$$\begin{aligned} & \left| \int_{o \in \mathcal{O}} \sum_a \pi(a|o) \left( \widehat{Q}_{1,t^*-K+1,t^*}(o, a) - Q_{i,t^*-K+1,t^*}(o, a) \right) \right| \\ &= \left| \widehat{\theta}_{K,i} - \theta_{K,i} + \widehat{\lambda}_{K,t} - \lambda_{K,t} + \boldsymbol{\varphi}^\top (\widehat{\boldsymbol{\beta}}_K - \boldsymbol{\beta}_K^*) \right| \end{aligned}$$

where  $\boldsymbol{\varphi} = \int_{o \in \mathcal{O}} (\pi(0|o) \boldsymbol{\Phi}_L^\top(o), \pi(1|o) \boldsymbol{\Phi}_L^\top(o))^\top do \in \mathbb{R}^{2L}$ .

Recall that by Equations (C.19) and (C.20),

$$\begin{aligned} \max_i |\widehat{\theta}_{K,i} - \theta_{K,i}| &= O_p(\sqrt{\log n/T}) + O_p(L^{-p/d}), \text{ and} \\ \max_t |\widehat{\lambda}_{K,t} - \lambda_{K,t}| &= O_p(\sqrt{\log n/N}) + O_p(L^{-p/d}). \end{aligned}$$

In addition, since  $\|\boldsymbol{\varphi}\|_2$  is bounded by a constant following Assumption 2, the term  $|\boldsymbol{\varphi}^\top (\widehat{\boldsymbol{\beta}}_K - \boldsymbol{\beta}_K^*)|$  is therefore order of  $O_p(L^{-p/d}) + O_p(\sqrt{\log n/n})$  (following the same reasoning as we bound Equation (C.8) earlier). Thus,

$$\max_{i,t} |\widehat{\eta}_{i,t} - \eta_{i,t}| = O_p(\sqrt{\log n/T}) + O_p(\sqrt{\log n/N}) + O_p(L^{-p/d}).$$

We now summarize the properties of  $\widehat{\eta}_i^\pi$ ,  $\widehat{\eta}_t^\pi$ , and  $\widehat{\eta}^\pi$ :

$$\begin{aligned} \max_t |\widehat{\eta}_t^\pi - \eta_t^\pi| &= O_p(N^{-1/2} \sqrt{\log n}) + O_p(L^{-p/d}), \\ \max_i |\widehat{\eta}_i^\pi - \eta_i^\pi| &= O_p(T^{-1/2} \sqrt{\log n}) + O_p(L^{-p/d}), \\ \text{and } |\widehat{\eta}^\pi - \eta^\pi| &= O_p(\sqrt{\log n/n}) + O_p(L^{-p/d}). \end{aligned}$$

As these three estimators are all aggregated over time and/or population, they will converge at least as fast as  $\widehat{\eta}_{i,t}^\pi$ , while the bias term  $L^{-p/d}$  is unavoidable. In what follows, we only provide the proof for bounding  $\max_t |\widehat{\eta}_t^\pi - \eta_t^\pi|$  to save the space, since the other two can be

proved using similar arguments. By (C.17), it follows that

$$\begin{aligned}
|\widehat{\eta}_t^\pi - \eta_t^\pi| &= N^{-1} \left| \sum_{i=1}^N (\widehat{\eta}_{i,t}^\pi - \eta_{i,t}^\pi) \right| \\
&\preceq N^{-1} \left| \sum_{i=1}^N (\widehat{\theta}_{K,i} - \theta_{K,i}) \right| + \left| (\widehat{\lambda}_{K,t} - \lambda_{K,t}) \right| \\
&\leq N^{-1} \left| \sum_{i=1}^N \sum_{k=1}^K \sum_{t=1}^{T_k} \varepsilon_{k,i,t} / T_k \right| + N^{-1} \left| \sum_{i=1}^N \sum_{k=1}^K \varepsilon_{k,i,t} \right| + O_p(L^{-p/d}).
\end{aligned}$$

Thus, we have

$$\begin{aligned}
\max_t |\widehat{\eta}_t^\pi - \eta_t^\pi| &\leq N^{-1} \left| \sum_{i=1}^N \sum_{k=1}^K \sum_{t=1}^{T_k} \varepsilon_{k,i,t} / T_k \right| + \max_t |\widehat{\lambda}_{k,t} - \lambda_{k,t}| \\
&= O_p(N^{-1/2} \sqrt{\log n}) + O_p(L^{-p/d}).
\end{aligned}$$

The scenario in which the time point  $t^*$  is bounded is trivial, in this case we have  $K = t^*$ , and this yields the same result. The proof is hence completed.

## D Proof of Theorem 2

PROOF: We first establish the asymptotic property of  $\widehat{\eta}^\pi$ . As this estimator is aggregated over both time and subjects, it suffices to just focus on the main effects term, since we can always posit the constraint that  $\sum_i (\widehat{\theta}_{k,i} - \theta_{k,i}) = \sum_t (\widehat{\lambda}_{k,t} - \lambda_{k,t}) = 0$ . In what follows, we assume that  $n_K$  is the same order of  $n$  (recall that this can be achieved by simply setting  $K = c \log NT$ ), so that sometimes we can use  $n_K$  and  $n$  exchangeably.

By Equation (C.16), we have

$$\begin{aligned}
\hat{\beta}_K - \beta_K^* &= \underbrace{\hat{\Pi}_K \mathbf{B}_K + \cdots + \hat{\Pi}_K \Phi_{K-1}^{new} \hat{\Pi}_{K-1} \cdots \Phi_1^{new} \hat{\Pi}_1 \mathbf{B}_1}_{\text{systematic bias term } I_{K,1}} \\
&+ \underbrace{\hat{\Pi}_K \mathbf{F}_K + \cdots + \hat{\Pi}_K \Phi_{K-1}^{new} \hat{\Pi}_{K-1} \cdots \Phi_1^{new} \hat{\Pi}_1 \mathbf{F}_1}_{\text{previous estimation error of fixed effects } I_{K,2}} \\
&+ \underbrace{\hat{\Pi}_K \Phi_{K-1}^{new} \hat{\Pi}_{K-1} \cdots \Phi_1^{new} \hat{\Pi}_1 \mathbf{D}_1}_{\text{previous estimation error of Q-function } I_{K,3}}.
\end{aligned}$$

By the assumption that  $NT \ll L^{2p/d}$ ,  $\sqrt{NT} \|I_{K,1}\| = o_p(1)$ , it suffices to focus on  $\sqrt{NT}(I_{K,2} + I_{K,3})$ . We first take a look at term  $\hat{\Pi}_K \mathbf{F}_K$ , recall that  $\hat{\Pi}_K = \hat{\Sigma}_K^{-1} \Phi_K^\top \mathbf{S}_K$ ,  $\mathbf{F}_K = \varepsilon_K + \mathbf{W}_{K-1}$ , and  $\mathbf{W}_K$  is constructed by (C.15). Now let  $\tilde{\Pi}_K = \Sigma_K^{-1} \Phi_K^\top \mathbf{S}_K$ , by Lemma E.2 of Shi et al. (2022), it can be shown that  $\|\hat{\Sigma}_K^{-1} - \Sigma_K^{-1}\|_2 = O_p(n_K^{-1} \sqrt{L/n_K} \log n_K)$ . Thus we have  $\sqrt{n_k} \|(\tilde{\Pi}_K - \hat{\Pi}_K) \mathbf{F}_K\|_2 = o_p(1)$ , using the Assumption 2 (iii) that  $L \ll \sqrt{N+T}/\log(N+T)$ .

It follows that

$$\tilde{\Pi}_K \mathbf{F}_K = \Sigma_K^{-1} \Phi_K^\top \mathbf{S}_K \mathbf{F}_K = \Sigma_K^{-1} \Phi_K^\top \mathbf{F}_K - \Sigma_K^{-1} \Phi_K^\top \mathbf{B}_K (\mathbf{B}_K^\top \mathbf{B}_K)^+ \mathbf{B}_K^\top \mathbf{F}_K,$$

now let  $\hat{\Omega}_K = \Phi_K^\top \mathbf{B}_K (\mathbf{B}_K^\top \mathbf{B}_K)^+$ , and  $\Omega_K = \mathbb{E}(\Phi_K^\top \mathbf{B}_K (\mathbf{B}_K^\top \mathbf{B}_K)^+)$ . Similarly we have  $\|\Omega_K - \hat{\Omega}_K\|_2 = O_p((N+T_K)^{-1} \sqrt{L/(N+T_K)} \log(N+T_K))$ , again we can replace  $\hat{\Omega}_K$  with its expectation in the above formula, so now it yields that

$$\sqrt{n_k} \hat{\Pi}_K \mathbf{F}_K = \sqrt{n_k} (\Sigma_K^{-1} \Phi_K^\top \mathbf{F}_K - \Sigma_K^{-1} \Omega_K \mathbf{B}_K^\top \mathbf{F}_K) + o_p(1). \quad (\text{D.1})$$

We first deal with  $\Phi_K^\top \mathbf{F}_K$ ,

$$\begin{aligned}
\Phi_K^\top \mathbf{F}_K &= \Phi_K^\top \varepsilon_K + \Phi_K^\top \mathbf{W}_{K-1} \\
&= \sum_{i', t'} \left[ \Phi_{K, i', t'} \varepsilon_{K, i', t'} + \left( \sum_i \Phi_{K, i, t'} / N + \sum_t \Phi_{K, i', t} / T_K \right) \sum_k^{K-1} \varepsilon_{k, i', t'} \right],
\end{aligned}$$

again, we can replace  $\sum_i \Phi_{K,i,t'}/N + \sum_t \Phi_{K,i',t}/T_K$  in the above formula to its expectation

$\tilde{\Phi}_{K,i',t'} \equiv \mathbb{E}(\sum_i \Phi_{K,i,t'}/N + \sum_t \Phi_{K,i',t}/T_K)$ . As such, Equation (D.1) now becomes

$$\begin{aligned}
\sqrt{n_k} \hat{\Pi}_K \mathbf{F}_K &= \sqrt{n_k} \Sigma_K^{-1} \sum_{i',t'} \left( \Phi_{K,i',t'} \varepsilon_{K,i',t'} + \tilde{\Phi}_{K,i',t'} \sum_{k=1}^{K-1} \varepsilon_{k,i',t'} \right) \\
&- \sqrt{n_k} \Sigma_K^{-1} \Omega_K \sum_{i',t'} \left( \mathbf{B}_{K,i',t'} \varepsilon_{K,i',t'} + \tilde{\mathbf{B}}_{K,i',t'} \sum_{k=1}^{K-1} \varepsilon_{k,i',t'} \right) + o_p(1) \\
&= \sqrt{n_k} \sum_{i',t'} \left\{ \underbrace{\left( \Sigma_K^{-1} \Phi_{K,i',t'} - \Sigma_K^{-1} \Omega_K \mathbf{B}_{K,i',t'} \right)}_{\tilde{\Delta}_{K,i',t'}} \varepsilon_{K,i',t'} + \underbrace{\left( \Sigma_K^{-1} \tilde{\Phi}_{K,i',t'} - \Sigma_K^{-1} \Omega_K \tilde{\mathbf{B}}_{K,i',t'} \right)}_{\Delta_{K,i',t'}} \sum_{k=1}^{K-1} \varepsilon_{k,i',t'} \right\} + o_p(1).
\end{aligned} \tag{D.2}$$

Clearly Equation (D.2) is the sum of a martingale difference sequence, since now  $\Sigma_K, \Omega_K, \mathbf{B}_K$ , and  $\tilde{\Phi}_{K,i',t'}$  are all deterministic quantities.

Now we go back to  $I_{K,2}$ , recall that

$$\begin{aligned}
I_{K,2} &= \hat{\Pi}_K \mathbf{F}_K + \hat{\Pi}_K \Phi_{K-1}^{new} \hat{\Pi}_{K-1} \mathbf{F}_{K-1} + \hat{\Pi}_K \Phi_{K-1}^{new} \hat{\Pi}_{K-1} \Phi_{K-2}^{new} \hat{\Pi}_{K-2} \mathbf{F}_{K-2} + \dots \\
&+ \hat{\Pi}_K \Phi_{K-1}^{new} \hat{\Pi}_{K-1} \dots \Phi_1^{new} \hat{\Pi}_1 \mathbf{F}_1,
\end{aligned}$$

now let  $\tilde{\Lambda}_K \equiv \mathbf{I}$ , and recursively define  $\tilde{\Lambda}_k \equiv \tilde{\Lambda}_{k+1} \hat{\Pi}_{k+1} \Phi_k^{new}$ . Thus,  $I_{K,2}$  is equivalent to the following formula:

$$I_{K,2} = \tilde{\Lambda}_K \hat{\Pi}_K \mathbf{F}_K + \tilde{\Lambda}_{K-1} \hat{\Pi}_{K-1} \mathbf{F}_{K-1} + \tilde{\Lambda}_{K-2} \hat{\Pi}_{K-2} \mathbf{F}_{K-2} + \dots + \tilde{\Lambda}_1 \hat{\Pi}_1 \mathbf{F}_1.$$

Meanwhile, for all  $k$ , denote  $\Lambda_k \equiv \Lambda_{k+1} \Sigma_{k+1}^{-1} \mathbb{E}(\Phi_{k+1}^\top \mathbf{S}_{k+1} \Phi_k^{new})$ . Similarly, we have

$\sqrt{n_K} \|\Lambda_K - \tilde{\Lambda}_K\|_2 = o_p(1)$ . Finally, combine the previous results with Equations (D.1) and

(D.2),

$$\begin{aligned}
\sqrt{n_K}(I_{K,2} + I_{K,3}) &= \sqrt{n_K} \sum_{i,t}^{n_K} \left( \Lambda_K \tilde{\Delta}_{K,i,t} \varepsilon_{K,i,t} + \Lambda_K \Delta_{K,i,t} \sum_k^{K-1} \varepsilon_{k,i,t} \right) \\
&+ \sqrt{n_K} \sum_{i,t}^{n_{K-1}} \left( \Lambda_{K-1} \tilde{\Delta}_{K-1,i,t} \varepsilon_{K-1,i,t} + \Lambda_{K-1} \Delta_{K-1,i,t} \sum_k^{K-2} \varepsilon_{k,i,t} \right) \\
&+ \dots \\
&+ \sqrt{n_K} \sum_{i,t}^{n_2} \left( \Lambda_2 \tilde{\Delta}_{2,i,t} \varepsilon_{2,i,t} + \Lambda_2 \Delta_{2,i,t} \varepsilon_{1,i,t} \right) + \sqrt{n_K} \sum_{i,t}^n \Lambda_1 \tilde{\Delta}_{1,i,t} \varepsilon_{1,i,t} + o_p(1) \\
&= \sqrt{n_K} \sum_{i,t}^{n_K} \left\{ \sum_{k=1}^K \left( \Lambda_k \tilde{\Delta}_{k,i,t} \varepsilon_{k,i,t} \right) + \sum_k^{K-1} \left( \sum_{j=k+1}^{K-1} \Lambda_j \Delta_{j,i,t} \right) \varepsilon_{k,i,t} \right\} + o_p(1). \tag{D.3}
\end{aligned}$$

Clearly Equation (D.3) is a sum of the Martingale difference sequence. We consider two scenarios: (1)  $K$  diverges; (2)  $K$  is fixed.

**$K$  diverges.** In the scenario that  $K \rightarrow \infty$ , by setting  $K = c \log NT$ , by Equation (D.3), we have

$$\sqrt{n_K}(I_{K,2} + I_{K,3}) = \sqrt{n_K} \sum_{i,t}^{n_K} \left\{ \sum_k^{K-1} \left( \sum_{j=k+1}^{K-1} \Lambda_j \Delta_{j,i,t} \right) \varepsilon_{k,i,t} \right\} + o_p(1),$$

since by Assumption 4 and Lemma 2, we have  $\Lambda_{K-k} = O(\rho_1^k)$  and  $\varepsilon_{k,i,t} = O(\pi_o^k)$ .

It follows that

$$\hat{\eta}^\pi = n_K^{-1} \sum_{i,t}^{n_K} \tilde{\varphi}_{i,t}^\top \hat{\beta},$$

then we have

$$\sqrt{n_K}(\hat{\eta}^\pi - \eta^\pi) = \varphi^\top \sqrt{n_K} \sum_{i,t}^{n_K} \left\{ \sum_k^{K-1} \left( \sum_{j=k+1}^{K-1} \Lambda_j \Delta_{j,i,t} \right) \varepsilon_{k,i,t} \right\} + o_p(1),$$

where  $\varphi = n_K^{-1} \sum_{i,t}^{n_K} \mathbb{E}(\tilde{\varphi}_{i,t})$  (again, we replace  $n_K^{-1} \sum_{i,t}^{n_K} \tilde{\varphi}_{i,t}$  with its expectation  $\varphi$ ) and using the fact that  $\|\varphi\|_2 = O(1)$  (Assumption 2).

To establish the asymptotic normality, it suffices to show the following condition to hold (McLeish, 1974, Theorem 2.3):

$$\max_{i,t} \sqrt{n_K} \sum_k^{K-1} \left( \sum_{j=k+1}^{K-1} \boldsymbol{\varphi}^\top \boldsymbol{\Lambda}_j \boldsymbol{\Delta}_{j,i,t} \right) \varepsilon_{k,i,t} = o_p(1),$$

it follows that

$$\begin{aligned} & \left\| \max_{i,t} \sqrt{n_K} \sum_k^{K-1} \left( \sum_{j=k+1}^{K-1} \boldsymbol{\varphi}^\top \boldsymbol{\Lambda}_j \boldsymbol{\Delta}_{j,i,t} \right) \varepsilon_{k,i,t} \right\| \leq c \left\| \max_{i,t} \sqrt{n_K} \boldsymbol{\varphi}^\top \boldsymbol{\Lambda}_{K-1} \boldsymbol{\Delta}_{K-1,i,t} \varepsilon_{1,i,t} \right\| \\ & \leq c \sqrt{1/n_k} \|\boldsymbol{\varphi}\|_2 \max_{i,t} |\varepsilon_{1,i,t}| \sup_{o,a} \|\boldsymbol{\Phi}_L(o, a)\|_2 = C \sqrt{L/n_k}, \end{aligned}$$

which is  $o_p(1)$  by Assumption 2 (i) and (iii). Thus we have

$$\sqrt{n_K}/\sigma'_{\eta^\pi}(\widehat{\eta}^\pi - \eta^\pi) \xrightarrow{d} \mathcal{N}(0, 1), \text{ where}$$

$$(\sigma'_{\eta^\pi})^2 = n_K \sum_{i,t}^{n_K} \boldsymbol{\varphi}^\top \mathbb{E} \left\{ \left[ \sum_k^{K-1} \left( \sum_{j=k+1}^{K-1} \boldsymbol{\Lambda}_j \boldsymbol{\Delta}_{j,i,t} \right) \varepsilon_{k,i,t} \right] \left[ \sum_k^{K-1} \left( \sum_{j=k+1}^{K-1} \boldsymbol{\Lambda}_j \boldsymbol{\Delta}_{j,i,t} \right) \varepsilon_{k,i,t} \right]^\top \right\} \boldsymbol{\varphi}.$$

**Fixed**  $K$ . In the scenario that  $K$  is fixed, by Equation (D.3), we have

$$\sqrt{n}(\widehat{\eta}^\pi - \eta^\pi) = \boldsymbol{\varphi}^\top \sqrt{n_K} \sum_{i,t}^{n_K} \left\{ \sum_{k=1}^K \left( \boldsymbol{\Lambda}_k \widetilde{\boldsymbol{\Delta}}_{k,i,t} \varepsilon_{k,i,t} \right) + \sum_k^{K-1} \left( \sum_{j=k+1}^{K-1} \boldsymbol{\Lambda}_j \boldsymbol{\Delta}_{j,i,t} \right) \varepsilon_{k,i,t} \right\} + o_p(1).$$

Similarly to the setting that  $K \rightarrow \infty$ , one can show that,

$$\sqrt{n} \sigma_{\eta^\pi}^{-1}(\widehat{\eta}^\pi - \eta^\pi) \xrightarrow{d} \mathcal{N}(0, 1), \text{ where}$$

$$\sigma_{\eta^\pi}^2 = n_K \sum_{i,t}^{n_K} \boldsymbol{\varphi}^\top \mathbb{E}(\boldsymbol{\xi}_{K,i,t} \boldsymbol{\xi}_{K,i,t}^\top) \boldsymbol{\varphi},$$

where  $\boldsymbol{\xi}_{K,i,t} = \sum_{k=1}^K \left( \boldsymbol{\Lambda}_k \widetilde{\boldsymbol{\Delta}}_{k,i,t} \varepsilon_{k,i,t} \right) + \sum_k^{K-1} \left( \sum_{j=k+1}^{K-1} \boldsymbol{\Lambda}_j \boldsymbol{\Delta}_{j,i,t} \right) \varepsilon_{k,i,t}$ .

In summary, we have shown that the limiting distribution of  $\sqrt{n}(\widehat{\eta}^\pi - \eta^\pi)$  is a normal distribution. Moreover, when  $K \rightarrow \infty$ ,  $\sigma_{\eta^\pi}$  can be further simplified to  $\sigma'_{\eta^\pi}$ .

We then establish the asymptotic property of the estimator  $\widehat{\eta}_{i^*,t^*}^\pi$ . Since both  $N$  and  $T$  diverge to infinity, it suffices to just focus on the fixed effects terms. By Equations C.14 and C.15 and use the previous results, we have

$$\begin{aligned} \widehat{Q}_{i^*,t^*-K+1,t^*} - \eta_{i^*,t^*} &= \widehat{\theta}_{K,i^*} - \theta_{K,i^*} + \widehat{\lambda}_{K,t^*} - \lambda_{K,t^*} + \widehat{r}_{k,i^*,t^*} - r_{k,i^*,t^*} + O(\pi_0^K) + O_p(L^{-p/d}) \\ &= \sum_{k=1}^K \sum_{t=1}^{T_k} \varepsilon_{k,i^*,t}/T_k + \sum_{k=1}^K \sum_{i=1}^N \varepsilon_{k,i,t^*}/N + N^{-1} \sum_i^N (\widehat{r}_{k,i,t^*} - r_{k,i,t^*}) + \widehat{r}_{k,i^*,t^*} - r_{k,i^*,t^*} \\ &+ T_k^{-1} \sum_t^{T_k} (\widehat{r}_{k,i^*,t} - r_{k,i^*,t}) + (NT_k)^{-1} \sum_i^N \sum_t^{T_k} (\widehat{r}_{k,i,t} - r_{k,i,t}) + O(\pi_0^K) + O_p(L^{-p/d}). \end{aligned}$$

It follows that

$$\begin{aligned} \left| \widehat{\theta}_{K,i^*} - \theta_{K,i^*} + \widehat{\lambda}_{K,t^*} - \lambda_{K,t^*} \right| &= \left| \sum_{k=1}^K \sum_{t=1}^{T_k} \varepsilon_{k,i^*,t}/T_k + \sum_{k=1}^K \sum_{i=1}^N \varepsilon_{k,i,t^*}/N \right| \\ &+ O_p(1/\sqrt{n}) + O_p(L/\sqrt{n}) + O(\pi_0^K) + O_p(L^{-p/d}). \end{aligned} \quad (\text{D.4})$$

Rearrange the sum so that  $\sum_{k=1}^K \sum_{t=1}^{T_k} \varepsilon_{k,i^*,t}/T_k + \sum_{k=1}^K \sum_{i=1}^N \varepsilon_{k,i,t^*}/N$  is equivalent to

$$\begin{aligned} &\sum_{k=1}^K \varepsilon_{k,i^*,1}/T_k + \sum_{k=1}^K \varepsilon_{k,i^*,2}/T_k + \cdots + \sum_{k=1}^K \varepsilon_{k,i^*,T_K}/T_k + \sum_{k=1}^{K-1} \varepsilon_{k,i^*,T_{K-1}}/T_k \\ &+ \cdots + \sum_{k=1}^{T+1-t^*} \varepsilon_{k,1,t^*}/N + \cdots + \sum_{k=1}^{T+1-t^*} \varepsilon_{k,N,t^*}/N + \cdots + \varepsilon_{1,i^*,T}/T \end{aligned}$$

clearly the above forms a sum of the Martingale difference sequence (using Markov and independent assumption). Now let the  $\{\varepsilon_g^*\}_{1 \leq g \leq (N+T)}$  be the re-arranged Martingale difference sequence. We follow McLeish (1974, Theorem 2.3) to use the Martingale difference central limit theorem to establish the asymptotic normality. Now let

$$\sigma_{\eta_{i,t}^\pi}^2 \equiv (N \wedge T) \text{Var} \left( \sum_{g=1}^{N+T} \varepsilon_g^* \right) = (N \wedge T) \sum_{g=1}^{N+T} \text{Var}(\varepsilon_g^*).$$

By Equation (D.4), and Assumption 2,

$$\sqrt{N \wedge T} (\widehat{\eta}_{i^*,t^*} - \eta_{i^*,t^*}) = \sqrt{N \wedge T} \left( \sum_{g=1}^{N+T} \varepsilon_g^* \right) + o_p(1).$$

The aim is to show that

$$\sqrt{(N \wedge T)} \sigma_{\eta_{i^*, t^*}^\pi}^{-1} \left( \sum_{g=1}^{N+T} \varepsilon_g^* \right) \xrightarrow{d} \mathcal{N}(0, 1).$$

It remains to check the following conditions are met:

1.  $\sqrt{(N \wedge T)} \sigma_{\eta_{i^*, t^*}^\pi}^{-1} \max_g |\varepsilon_g^*| \xrightarrow{p} 0$ , and
2.  $(N \wedge T) \sigma_{\eta_{i^*, t^*}^\pi}^{-2} \sum_g \varepsilon_g^{*2} \xrightarrow{p} 1$ .

Condition 2 is clearly met. It remains to check condition 1: it follows that

$$\sqrt{(N \wedge T)} \sigma_{\eta_{i^*, t^*}^\pi}^{-1} \max_g |\varepsilon_g^*| = O_p(\sqrt{N \wedge T} \log(NT)(1/N + 1/T)),$$

which converges in probability to 0. Hence, we have proved that

$$\sqrt{(N \wedge T)} \sigma_{\eta_{i^*, t^*}^\pi}^{-1} (\hat{\eta}_{i^*, t^*}^\pi - \eta_{i^*, t^*}^\pi) \xrightarrow{d} \mathcal{N}(0, 1).$$

The asymptotic properties for  $\hat{\eta}_{i^*}^\pi$  and  $\hat{\eta}_{t^*}^\pi$  can be proven using similar arguments. We thus have

$$\sqrt{T} \sigma_{\eta_{i^*}^\pi}^{-1} (\hat{\eta}_{i^*}^\pi - \eta_{i^*}^\pi) \xrightarrow{d} \mathcal{N}(0, 1), \text{ and } \sqrt{N} \sigma_{\eta_{t^*}^\pi}^{-1} (\hat{\eta}_{t^*}^\pi - \eta_{t^*}^\pi) \xrightarrow{d} \mathcal{N}(0, 1),$$

where

$$\begin{aligned} \sigma_{\eta_{i^*}^\pi}^2 &= T \operatorname{Var} \left( \sum_{k=1}^K \sum_{t=1}^{T_k} \varepsilon_{k, i^*, t} / T_k + \sum_{k=1}^K \sum_{i=1}^N \sum_{t^*=1}^{T_k} \varepsilon_{k, i, t^*} / NT_k \right), \text{ and} \\ \sigma_{\eta_{t^*}^\pi}^2 &= N \operatorname{Var} \left( \sum_{k=1}^K \sum_{i=1}^N \varepsilon_{k, i, t^*} / N + \sum_{k=1}^K \sum_{i^*=1}^N \sum_{t=1}^{T_k} \varepsilon_{k, i^*, t} / NT_k \right). \end{aligned}$$

By the assumption that the reward  $R_{i,t}$  is bounded, and that  $\mathbb{E}(\sum_{k=1}^K \varepsilon_{k, i, t}^2 | O_{i,t} = o, A_{i,t} = a) > c^{-1}$ , for some  $c > 1$ , one can easily verify that  $\sigma_{\eta_{i,t}^\pi}, \sigma_{\eta_i^\pi}, \sigma_{\eta_t^\pi}$  and  $\sigma_{\eta^\pi}$  are some quantities bounded from below and above. This completes the proof.

## E Additional Simulation

### E.1 Open AI CartPole

In this section, we evaluate the performance of our method using the Open AI Gym environment CartPole (Brockman et al., 2016). For a detailed description about this environment, we refer readers to [https://gymnasium.farama.org/environments/classic\\_control/cart\\_pole/](https://gymnasium.farama.org/environments/classic_control/cart_pole/).

The behavior policy is a randomized policy with  $b(1|O) = 0.5$  almost surely for any observation  $O$ , and the target policy we aim to evaluate is an observation-agnostic policy with  $\pi(1|O) = 0.7$ . To better fit the OPE task, the original Cartpole environment is often modified, see, e.g., Uehara et al. (2020); Shi et al. (2021). In this simulation, we made two changes to the reward function. First, given that one of the agent’s objective in the task is to control the distance from the cart to the center (Brockman et al., 2016), we set the reward function  $r_1(o, a) = -4o_{i,t}^2$  where  $o$  denotes the cart position. Second, to create a doubly inhomogeneous environment, we incorporated the two-way fixed effects into the immediate reward by setting  $R_{i,t} = \cos(i) + \sin(4t) + r_1(O_{i,t}, A_{i,t})$ .

Figure 5 summarizes the MAEs and MSEs of the different estimators of  $\eta^\pi$ ,  $\eta_t^\pi$ ,  $\eta_i^\pi$ , and  $\eta_{i,t}^\pi$ , respectively. We make the following observations: (i) For estimating the individual- and/or time-specific effect, both the proposed model-free and model-based methods achieve significantly smaller MAEs and MSEs compared to other baseline methods in all scenarios; (ii) In the estimation of the average effect, the performance across various methods is relatively comparable. Notably, our proposed method ranks among the top performers.

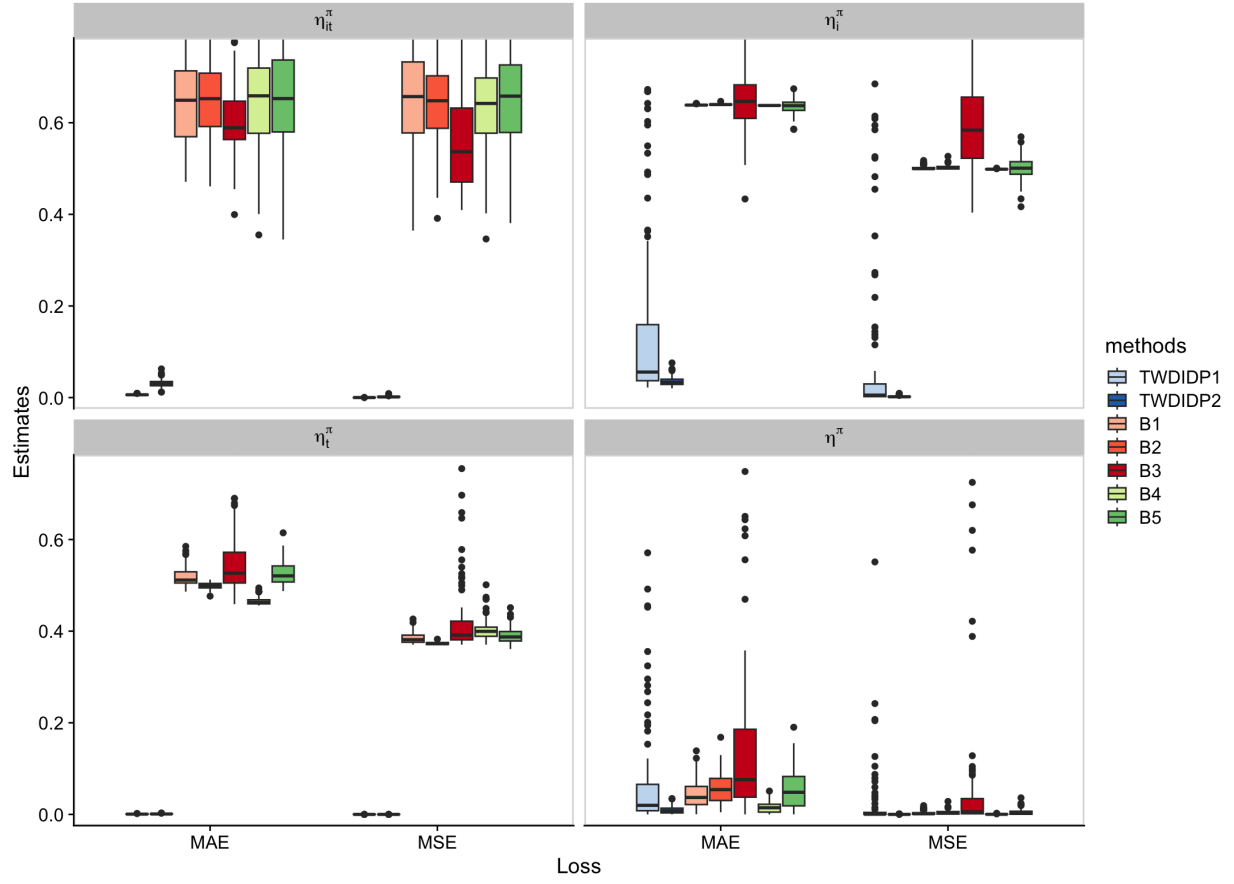


Figure 5: MAEs and MSEs of the estimated value (four targets) in the tabular setting using our proposed two-way doubly inhomogeneous decision process model (TWDIDP1 and TWDIDP2, model-free and model-based respectively), and five baseline methods B1, B2, B3, B4, B5.

## E.2 Sensitivity Analysis

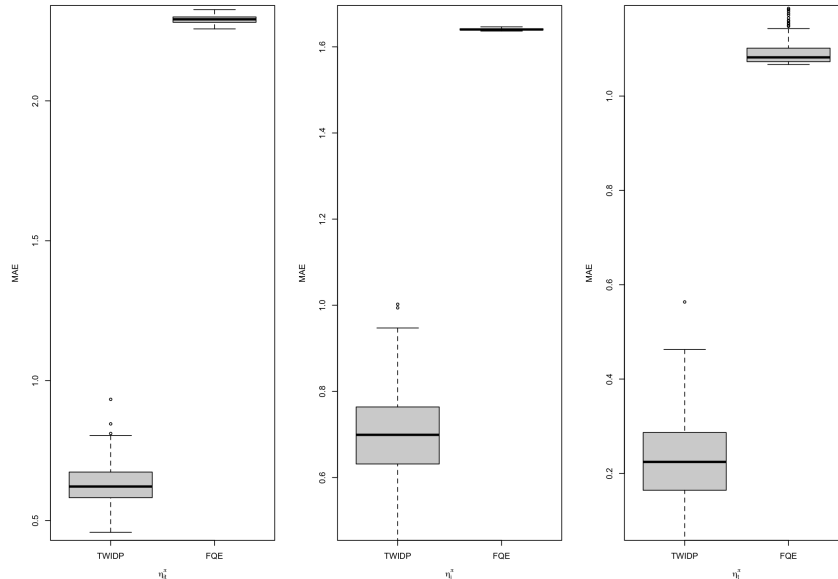


Figure S3: MAEs of the estimated value (three targets) using our proposed two-way doubly inhomogeneous decision process model (model-free TWDIDP), and FQE.

In this section, we conduct a sensitivity analysis to investigate the performance of our proposed method when the additive assumption 2.3 is violated. For simplicity, we compare our proposed method with FQE (Le et al., 2019), since it has the best performance in the CartPole environment among all the baseline methods (see Figure 5).

We design a setting with a continuous observation space, with  $N = 35, T = 40$ ,  $\pi_0 = 0.6$  and  $\pi_u = \pi_v = 0.2$ . The transition function is now  $p(o'_{i,t}|o, a) = \phi(-0.25o + a + \cos(3t) + \sin(i), 1)$ , and hence 2.3 is clearly violated. The reward function is designed the same way as the setup for a continuous observation space outlined in Section 6; the behavior policy is  $b(a = 1) = 0.5$ ; the target policy we aim to evaluate is also a randomized policy:  $\pi(a = 1) = 0.8$ .

Figure S3 presents the MAE of the different estimators of  $\eta_t^\pi$ ,  $\eta_i^\pi$ , and  $\eta_{i,t}^\pi$ , respectively. In

summary, even when the additive assumption does not hold, our proposed method still outperforms FQE when the target estimands are  $\eta_t^\pi$ ,  $\eta_i^\pi$ , and  $\eta_{i,t}^\pi$ .

## F Additional Analysis: Multi-action Space MIMIC-III

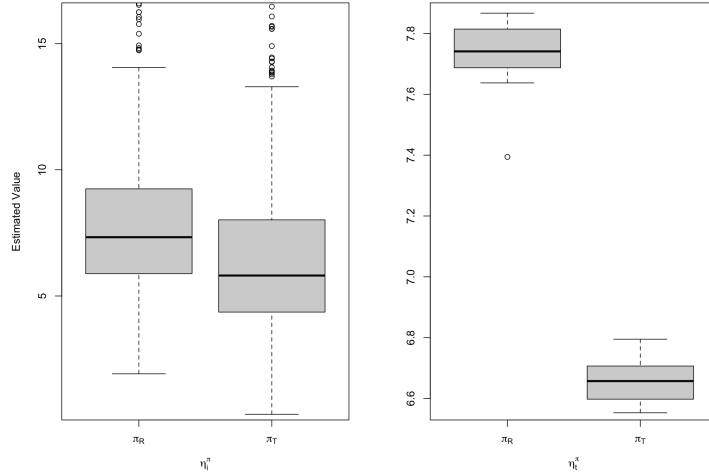


Figure S4: The estimated value function of  $\eta_i^\pi$  and  $\eta_t^\pi$  under two target policies, where  $\pi_R$  is the randomized policy,  $\pi_T$  is the tailored policy.

Both [Raghu et al. \(2017\)](#) and [Zhou et al. \(2022b\)](#) considered a multiple action settings. Similarly, here we conduct an extra analysis taking both the vasopressors and intravenous fluid into consideration, instead of only focus on the intravenous fluid in the main paper. To do so, we discretize both vasopressors and intravenous fluid into two categories: low dose and high dose. Then we set  $A_t = 0$  if both of them are low dose,  $A_t = 1$  if only one of them is low dose, and  $A_t = 2$  if both of them are high dose.

In what follows, we consider two different policies: randomized policy  $\pi_R$ , and the tailored

policy  $\pi_T$ . For the randomized policy  $\pi_R$ , we have  $\pi_R(0) = \pi_R(1) = \pi_R(2) = 1/3$ ; as for the tailored policy,  $\pi_T(0) = 1$  when the SOFA score is less than 11, and  $\pi_T(1) = \pi_T(2) = 1/2$  otherwise. Figure S4 summarizes the estimated  $\eta_i^\pi$ s and  $\eta_t^\pi$ s, clearly demonstrating that the tailored policy outperforms the randomized policy.