

Investigation of Fractional Compartmental Models with Application to Amiodarone Drug Diffusion in Pharmacokinetics

Reindorf Nartey Borkor^{1,2}, Adu Sakyi^{1,2}, Peter Amoako-Yirenkyi^{1,2}

¹Department of Mathematics, Kwame Nkrumah University of Science and Technology (KNUST), Ghana

²Center for Scientific and Technical Computing, National Institute for Mathematical Sciences (NIMS), Ghana

Email: reinbork@knust.edu.gh, asakyi@knust.edu.gh, amoakoyirenkyi@knust.edu.gh

Abstract

This paper presents three fractional models formulated from a classical Pharmacokinetics compartmental system: commensurable, non-commensurable, and implicit non-commensurable models. Their distinguishing characteristics are further examined comprehensively. Because analytic solutions for such models are typically challenging to obtain, we study the application of the Fractional Finite Difference Method (FFDM) to simulate approximate solutions. The characteristic of the non-commensurable model is shown to be incompatible with the concept of mass balance. However, it appeared to outlast fractional calculus theory when simulating anomalous kinetics. We proved this by fitting the proposed fractional and classical models to an experimental data set (amiodarone) and estimated the parameters using the least-square approach. The classical model diverged, but the non-commensurable model predicted a fit comparable to the other two fractional models. The fractional models described anomalous diffusion better than classical theories. The numerical results showed that the proposed numerical method is equally efficient in solving any complex compartmental models, as they performed well in simulations for the classic example of the model.

Keywords

Caputo Fractional Derivative; Fractional Finite Difference Methods; Pharmacokinetics; Compartmental analysis

1. Introduction

In the majority of application-oriented fields, compartmental analysis has been a crucial technique. It was initially developed as a result of studies on the absorption and dispersion of radioactive tracers, and it now plays a significant role in a variety of different disciplines, including medicine, bioengineering, environmental science, information science, and social science, to name just a few [5]. Compartmental analysis appears to have a lengthy history in science according to the literature, but throughout the years, it has grown more well-liked in the field of health science.

Most scientists have conducted extensive research into the usage of compartments in the fields of biology and medicine. For instance, [6] employed a GPU-accelerated compartmental model to analyze medical

imaging data, and [7] used it to analyze various characteristics of the blood pressure distribution. It has been used to describe and analyze the spread of communicable diseases like measles, coronavirus, ebola, influenza, and tuberculosis in the field of epidemiology (to name a few, see [38, 39, 40, 41]). Compartmental models are employed in several specialist domains, such as pharmacology and pharmacokinetics, to forecast the most secure and efficient drug administration method. Drugs are transmitted into and out of these compartments through diffusion (a transport phenomenon), which is a representation of many body parts (such as the stomach, blood, liver, and kidney). Traditionally, researchers analyze pharmacokinetics data using compartmental and non-compartmental models. Yang et al's analysis of the blood alcohol content of Chinese participants in Hong Kong used both compartmental and generalized linear models [8].

By means of a set of differential equations, compartmental analysis has traditionally explained how materials are moved between compartments of a system. Recent developments in compartmental analysis have made it possible to use fractional calculus in the disciplines indicated above as well as others (see [27, 28, 30, 29]). In general, modeling systems involving memory (history) and/or non-localized effects can be aided by the use of fractional calculus. The use of fractional calculus as a modeling technique has increased. [2] proposed a dynamical fractional order HIV-1 model in the Caputo sense, establishing the significance of the fractional derivative on dynamic processes, and [1] examined the fractional properties of a harmonic oscillator with position-dependent mass as a few examples. See [42, 43, 44, 45, 4, 47] and the references therein for current advancements in the field of fractional calculus and its applications. Furthermore, the use of fractional calculus has produced a number of difficult to solve analytically complex mathematical models within the context of differential equations. The generalized Adams-Bashforth-Moulton Method [54, 53, 51], the fractional finite difference method [26], the GL-based method [18], the Adomian Decomposition Method [19], the Chebyshev spectral method [55], the collocation method [20, 37], and the hybrid Chelyshko functions Method [3], and an Iterative method for fractional optimal control problems [4] are some of the numerical techniques that are employed in finding approximate solutions to these rising complex equations in the last decade. For an in-depth analysis of the approximation techniques, see [36].

Although there are other theories, including Fractal Kinetics [14, 15, 32], Empirical Power-Laws [16, 35], and Gamma Functions [17, 33, 34], it is demonstrated in the theory of pharmacokinetics that fractional calculus is the most effective method for explaining the anomalous behavior of some medications. Dokoumetzidis et al. [9] first discussed it in Pharmacokinetics (PK) for a single compartmental model. Since the method created for fractionalizing a single compartmental system fails in the case of multi-compartmental systems, Dokoumetzidis et al. later devised a theoretically-based method of fractionalizing a multi-compartmental system [10]. This approach poses certain difficulty in interpreting the units of constants if not implemented carefully, and the conservation of mass may be void. These are the challenges that Dokoumetzidis et al. [9] and Angstmann et al. [56] have discovered and addressed. Yanli et al. [57] recently published a paper in which they developed a two compartmental fractional model based on the methodology of Dokoumetzidis et al. and studied two numerical techniques together with parameter estimation.

However, since there is some justification for incorporating historical impacts into the dynamics of compartmental models, researchers frequently adopt either approach. This study compares the approaches that are applied to a classical model to produce the commensurable, non-commensurable, and implicit non-commensurable fractional models. Additionally, it is challenging to put analytical solutions for these FDE systems into practice. Because of this, this study effectively illustrates how to use the Fractional Finite Difference Method (FFDM) to generate a numerical solution for the described systems. Further, we use the least-squares method to estimate the parameters of the classical and fractional models using an amiodarone drug dataset in order to determine which of them fails to fit the drug's anomalous diffusion behavior.

The rest of this work is structured as follows: In section 2, we give two schematic illustrations of two compartmental systems with a pharmacokinetics application, from which the various models were built. Additionally, we offer some helpful definitions for fractional calculus, particularly for the caputo derivative. The findings of the numerical simulation are further examined in Section 3 along with the key variations among the models under consideration. Also, parameter estimation is done using the drug amiodarone. Finally, we offered conclusions in section 4.

2. Methodology

2.1. Single Dose Two-Compartmental Intravenous(IV) Model

In pharmacokinetics, a two-compartment model will consist of system of differential equation that represents two physiological essential parts (see a schematic diagram shown in *figure(1a)*):

- The first (central) compartment denoted as A_1 is marked as the blood and organs with enough blood such as kidney or liver.
- The second (peripheral) compartment also denoted as A_2 can be marked as tissue or generally, any body part with less supply of blood.

These compartments are joined to one another in both directions and hence, a distribution between the A_1 and A_2 takes place.

From *figure(1a)*, a linear model is obtained and are expressed by the following system of Ordinary Differential Equations (ODE's).

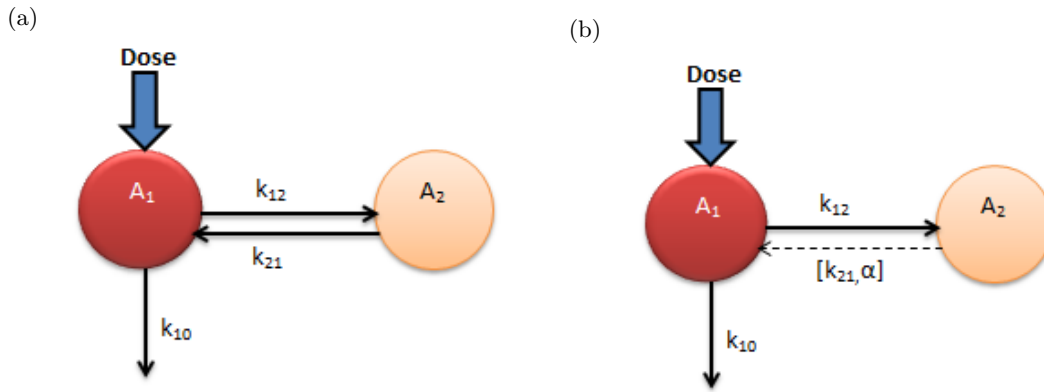


Figure 1: Both diagrams shows general schematic diagram of two-compartmental models with dose administered into the central compartment intravenously. (1b) is a fractional 2-compartment PK model with the dashed line representing the fractionalized process from compartment 2 to compartment 1.

$$\begin{aligned} \frac{dA_1(t)}{dt} &= -k_{10}A_1(t) - k_{12}A_1(t) + k_{21}A_2(t) \\ \frac{dA_2(t)}{dt} &= k_{12}A_1(t) - k_{21}A_2(t) \end{aligned} \quad (1)$$

where $A_1(t)$ and $A_2(t)$ represent the amount of drug in a compartments, the rate constants (k_{12}, k_{21}, k_{10}) regulate the transfer of mass between compartments and out of a compartment. The thick arrow shows initial values of the amount of drug(dose) given intravenously at time zero into the blood circulation (*ie* $A_1(0) = dose$ and $A_2(0) = 0$).

The idea of Fractional Calculus was assumed by Leibniz, which was written in letter to a colleague in 1695. In recent years, models of FDEs have greatly been considered in different research areas, complementing our understanding of the way we observe things that are previous modeled with the traditional calculus. The most important property of the fractional models is their non-local (memory) property which does not

occur in the case of differential operators of integer order. By this property, we mean a model's next stage depends not only on its current state but also its historical states. (See the following literature for the many definitions and theory of fractional calculus, [21],[22],[23].) The fractional model will be in the sense of Caputo's fractional derivative since it requires an initial condition that involves the state variable.

Definition 2.1. *The Caputo fractional derivative operator ${}^C D^\alpha$ of order α is defined in the following form:*

$${}^C D_x^\alpha f(x) = \frac{1}{\Gamma(m-\alpha)} \int_0^x \frac{f^{(m)}(t)}{(x-t)^{\alpha-m+1}} dt, \quad \alpha > 0, \quad (2)$$

where $m-1 < \alpha \leq m, m \in N, x > 0$.

Caputo fractional derivative operator is a linear operation similar to the integer-order derivative

$${}^C D_x^\alpha (\lambda f(x) + \mu g(x)) = \lambda {}^C D_x^\alpha f(x) + \mu {}^C D_x^\alpha g(x), \quad (3)$$

where λ and μ are constants. Note that the Caputo differential operator collapses to the classical derivative operator if $\alpha \in N$. The initial conditions for fractional differential equations with the Caputo derivative have the same form as integer-order differential equations, hence this fractional definition is superior for most physical processes.

2.2. Derivation of Fractional Pharmacokinetics(PK) Models

2.2.1 Commensurate Fractional Two-compartmental PK Model

A general Commensurate fractional compartmental system is of the form [24],[13]:

$${}^C D_t^\alpha y(t) = \begin{pmatrix} {}^C D_t^\alpha y_1(t) \\ \cdots \\ {}^C D_t^\alpha y_m(t) \end{pmatrix} = \begin{pmatrix} a_{11} & \cdots & a_{1m} \\ \cdots & \cdots & \cdots \\ a_{m1} & \cdots & a_{mm} \end{pmatrix} y(t) + f(t) = Ay(t) + f(t) \quad (4)$$

where $\alpha > 0$. The initial conditions $y(0) = y_0$ and $f(t)$ is the (vector valued) input function to the system. These systems are defined as fractionalization of compartments and are termed commensurate. This is because all the derivatives in the equations are of the same order, α . Also, the commensurate system (4) has a consistency with units of the rate constants or no violation of mass balance.

Hence, the system of ODEs defined in (1) is transformed into the following commensurate fractional PK model of equal order Caputo sense:

$$\begin{aligned} {}^C D_t^\alpha A_1(t) &= -k_{10}A_1(t) - k_{12}A_1(t) + k_{21}A_2(t) \\ {}^C D_t^\alpha A_2(t) &= k_{12}A_1(t) - k_{21}A_2(t) \end{aligned} \quad (5)$$

where k_{12}, k_{21} and k_{10} are the rate constants with unit $(\text{time}^{-\alpha})$

2.2.2 Non-Commensurate Fractional Two-compartmental PK model

Also, a general Commensurate fractional compartmental system is of the form [24],[13]:

$$\begin{pmatrix} {}_0^C D_t^{\alpha_1} y_1(t) \\ \dots \\ {}_0^C D_t^{\alpha_m} y_m(t) \end{pmatrix} = \begin{pmatrix} a_{11} & \dots & a_{1m} \\ \dots & \dots & \dots \\ a_{m1} & \dots & a_{mm} \end{pmatrix} y(t) + f(t) = Ay(t) + f(t) \quad (6)$$

where $\alpha_1, \dots, \alpha_m$ are different positive real values representing the non-integer order of each compartment. Similarly, the system of ODEs defined in (1) is transformed into Non-commensurate fractional PK model same way as (5) hence, also defined as fractionalization of compartments but with different order.

$$\begin{aligned} {}_0^C D_t^\alpha A_1(t) &= -k_{10}A_1(t) - k_{12}A_1(t) + k_{21}A_2(t) \\ {}_0^C D_t^\beta A_2(t) &= k_{12}A_1(t) - k_{21}A_2(t) \end{aligned} \quad (7)$$

There is a major problem to Non-commensurate systems. They have features which contradict mass balance. (ie, the units of the rate are inconsistencies.) Thus, a mass flux leaving one compartment with defined rate of non-integer order, appears as a mass flux entering into another compartment, as a rate of a different non-integer order, and as such violates mass balance[25].

2.2.3 Implicit Non-Commensurate Fractional Two-compartmental PK model

We consider the form of fractionalizing a system of ODE which takes care of the problem encountered with Non-commensurate systems[10]. Unlike the previous fractionalized forms where each compartment or equation is fractionalized with equal (or unequal) order, this approach considers separate fractionalization of each transport process of the system. In this case, processes of distinct fractional orders co-exist. And this is because, they are of consistent orders when the corresponding terms show up in different equations. In addition, this approach does not encounter any problem of mass imbalance.

Now, for a fractionalized transfer processes in *figure(1b)*, the generalized fractional form of the two-compartmental systems in Caputo's derivative sense is given as [see [10] for more details on how the fractionalization on any system is done]:

$$\begin{aligned} \frac{dA_1(t)}{dt} &= -k_{10} {}_0^C D_t^{1-\alpha_{10}} A_1(t) - k_{12} {}_0^C D_t^{1-\alpha_{12}} A_1(t) + k_{21} {}_0^C D_t^{1-\alpha_{21}} A_2(t) \\ \frac{dA_2(t)}{dt} &= k_{12} {}_0^C D_t^{1-\alpha_{12}} A_1(t) - k_{21} {}_0^C D_t^{1-\alpha_{21}} A_2(t) \end{aligned} \quad (8)$$

where k_{10}, k_{12} and k_{21} are the rate constants with units as $\text{time}^{\alpha_{10}}$, $\text{time}^{\alpha_{12}}$ and $\text{time}^{\alpha_{21}}$ respectively. With a schematic diagram shown in *figure(1b)*, a well perfused tissues could represent A_1 while A_2 as deeper tissues. Also, with three transfer rates denoted as k_{10}, k_{12} and k_{21} , we assume classical kinetics (order 1) for k_{10} and k_{12} (that is $\alpha_{10} = \alpha_{12} = 1$ from (8) but fractional kinetics (order α) for k_{21} signifying tissue trapping (dashed arrow). The thick arrow shows the amount of drug (dose) given intravenously at time zero into the blood circulation (compartment A_1).

The system (8) is mathematically deduced as follows:

$$\begin{aligned} \frac{dA_1(t)}{dt} &= -(k_{10} + k_{12})A_1(t) + k_{21} {}_0^C D_t^{1-\alpha} A_2(t) \\ \frac{dA_2(t)}{dt} &= k_{12}A_1(t) - k_{21} {}_0^C D_t^{1-\alpha} A_2(t) \end{aligned} \quad (9)$$

where $\alpha < 1$. Furthermore, $A_1(0) = \text{dose}$ and $A_2(0) = 0$ are the initial conditions that account for a bolus dose injection in A_1 and no initial amount in A_2 , respectively. We refer (8) and (9) as an implicit form of a system of fractional Pharmacokinetics (PK) models. In the subsequent sections, we derive numerical methods in finding solutions to the above pharmacokinetics models since analytical solutions cannot easily

be implemented especially (7) and (9).

2.3. Numerical Approximation and Simulation

Since exact analytic solutions of some fractional order differential equations are difficult to obtain, a numerical approximation must be used. In solving fractional order equations, several numerical schemes have been proposed. (See section 1 for the list of methods.) For numerical solutions of the fractional systems, we consider Fractional Finite Difference Method (FFDM) in this work. We demonstrate the FFDM on only model (9) which in similar terms can be used for the other models (5,7).

2.3.1 Approximation of Caputo Fractional Derivative

Here, a fractional derivative $D^\alpha u(t)$ in a discrete approximation form is presented. For a given positive integer M (defining the number of grids), finite difference algorithm in the time interval $[0, T_f]$ is defined by $k = \frac{T_f}{M}$ with grid points labeled as $t_n = nk, n = 0, 1, 2, \dots, M$.

The discrete approximation of $D^\alpha u(t)$ is derived by a simple quadrature formula. (See [26] for more details.):

$$\begin{aligned}
\frac{d^\alpha u(t_n)}{dt^\alpha} &= \frac{1}{\Gamma(1-\alpha)} \int_0^{t_n} (t_n - s)^{-\alpha} \frac{d}{ds} u(s) ds \\
&= \frac{1}{\Gamma(1-\alpha)} \sum_{j=1}^n \int_{(j-1)k}^{jk} \left[\frac{u_j - u_{j-1}}{k} + o(k) \right] (nk - s)^{-\alpha} ds \\
&= \frac{1}{\Gamma(1-\alpha)(1-\alpha)} \sum_{j=1}^n \left[\frac{u_j - u_{j-1}}{k} + o(k) \right] [(n-j+1)^{1-\alpha} - (n-j)^{1-\alpha}] [k^{1-\alpha}] \\
&= \frac{1}{\Gamma(1-\alpha)(1-\alpha)k^\alpha} \sum_{j=1}^n (u_j - u_{j-1}) [(n-j+1)^{1-\alpha} - (n-j)^{1-\alpha}] \\
&\quad + \frac{1}{\Gamma(1-\alpha)(1-\alpha)} \sum_{j=1}^n [(n-j+1)^{1-\alpha} - (n-j)^{1-\alpha}] o(k^{2-\alpha}).
\end{aligned}$$

Now, we set and shift indices to give:

$$\sigma_{\alpha,k} = \frac{1}{\Gamma(1-\alpha)(1-\alpha)k^\alpha} \quad (10)$$

$$\omega_j^{(\alpha)} = j^{1-\alpha} - (j-1)^{1-\alpha} \quad (11)$$

and

$$\begin{aligned}
\frac{d^\alpha u(t_n)}{dt^\alpha} &= \sigma_{\alpha,k} \sum_{j=1}^n \omega_j^{(\alpha)} (u_{n-j+1} - u_{n-j}) + \frac{1}{\Gamma(1-\alpha)(1-\alpha)} n^{1-\alpha} o(k^{2-\alpha}) \\
&= \sigma_{\alpha,k} \sum_{j=1}^n \omega_j^{(\alpha)} (u_{n-j+1} - u_{n-j}) + o(k).
\end{aligned}$$

Here

$$\frac{d^\alpha u(t_n)}{dt^\alpha} = D^\alpha u_n + o(k)$$

and the first-order approximation for computing the Caputo's fractional derivative is expressed as

$$D^\alpha u_n \cong \sigma_{\alpha,k} \sum_{j=1}^n \omega_j^{(\alpha)} (u_{n-j+1} - u_{n-j}), \quad n = 1, 2, \dots, M. \quad (12)$$

2.4. Discretizing System of Fractional PK Model using Fractional Finite Difference Method(FFDM)

The discretized formula of the FFDM (12) now approximate time α -order fractional derivative to solve the fractional PK model (9) numerically. The discretized form is presented as follows;

$$\begin{aligned} \frac{A_n^1 - A_{n-1}^1}{k} &= -(k_{10} + k_{12})A_n^1 + k_{21}\delta_{1-\alpha,k} \sum_{j=1}^n w_j^{(1-\alpha)} (A_{n-j+1}^2 - A_{n-j}^2) \\ \frac{A_n^2 - A_{n-1}^2}{k} &= k_{12}A_n^1 - k_{21}\delta_{1-\alpha,k} \sum_{j=1}^n w_j^{(1-\alpha)} (A_{n-j+1}^2 - A_{n-j}^2) \end{aligned} \quad (13)$$

where for instance $A_n^1 = A_1(t_n)$ and $A_{n-j+1}^2 = A_2(t_{n-j+1})$ and k is the interval between grid points. From expression (10) and (11), $\delta_{1-\alpha,k}$ and $w_j^{(1-\alpha)}$ in (13) are represented as:

$$\delta_{1-\alpha,k} = \frac{1}{\alpha k^{1-\alpha} \Gamma(\alpha)} \quad (14)$$

$$w_j^{(1-\alpha)} = j^\alpha - (j-1)^\alpha \quad (15)$$

Hence,

$$\begin{aligned} A_n^1 - A_{n-1}^1 &= -k(k_{10} + k_{12})A_n^1 + k k_{21} \delta_{1-\alpha,k} \sum_{j=1}^n w_j^{(1-\alpha)} (A_{n-j+1}^2 - A_{n-j}^2) \\ A_n^2 - A_{n-1}^2 &= k k_{12} A_n^1 - k k_{21} \delta_{1-\alpha,k} \sum_{j=1}^n w_j^{(1-\alpha)} (A_{n-j+1}^2 - A_{n-j}^2) \end{aligned} \quad (16)$$

Now a couple of iterates are taken to generalize the process.

for $n = 1$

$$\begin{aligned} A_1^1 - A_0^1 &= -k(k_{10} + k_{12})A_1^1 + k k_{21} \delta_{1-\alpha,k} w_1^{(1-\alpha)} (A_1^2 - A_0^2) \\ A_1^2 - A_0^2 &= k k_{12} A_1^1 - k k_{21} \delta_{1-\alpha,k} w_1^{(1-\alpha)} (A_1^2 - A_0^2) \end{aligned} \quad (17)$$

Grouping known values and unknown terms, we obtain the following,

$$\begin{aligned} (1 + k(k_{10} + k_{12}))A_1^1 - (k k_{21} \delta_{1-\alpha,k} w_1^{(1-\alpha)})A_1^2 &= A_0^1 - (k k_{21} \delta_{1-\alpha,k} w_1^{(1-\alpha)})A_0^2 \\ -k k_{12} A_1^1 + (1 + k k_{21} \delta_{1-\alpha,k} w_1^{(1-\alpha)})A_1^2 &= A_0^1 + (k k_{21} \delta_{1-\alpha,k} w_1^{(1-\alpha)})A_0^2 \end{aligned} \quad (18)$$

Putting (18) in a matrix form

$$\begin{pmatrix} (1 + k(k_{10} + k_{12})) & -(k k_{21} \delta_{1-\alpha,k} w_1^{(1-\alpha)}) \\ -k k_{12} & (1 + k k_{21} \delta_{1-\alpha,k} w_1^{(1-\alpha)}) \end{pmatrix} \begin{pmatrix} A_1^1 \\ A_1^2 \end{pmatrix} = \begin{pmatrix} A_0^1 - (k k_{21} \delta_{1-\alpha,k} w_1^{(1-\alpha)})A_0^2 \\ A_0^1 + (k k_{21} \delta_{1-\alpha,k} w_1^{(1-\alpha)})A_0^2 \end{pmatrix}$$

for $n = 2$

$$\begin{aligned}
(1 + k(k_{10} + k_{12}))A_2^1 - (kk_{21}\delta_{1-\alpha,k}w_1^{(1-\alpha)})A_2^2 &= A_1^1 + (kk_{21}\delta_{1-\alpha,k}w_2^{(1-\alpha)})A_1^2 \\
&\quad - kk_{21}\delta_{1-\alpha,k}(w_1^{(1-\alpha)}A_1^2 + w_2^{(1-\alpha)}A_0^2) \\
-kk_{12}A_2^1 + (1 + kk_{21}\delta_{1-\alpha,k}w_1^{(1-\alpha)})A_2^2 &= A_1^1 - (kk_{21}\delta_{1-\alpha,k}w_2^{(1-\alpha)})A_1^2 \\
&\quad + kk_{21}\delta_{1-\alpha,k}(w_1^{(1-\alpha)}A_1^2 + w_2^{(1-\alpha)}A_0^2)
\end{aligned} \tag{19}$$

Also putting (19) in a matrix form

$$\begin{aligned}
&\begin{pmatrix} (1 + k(k_{10} + k_{12})) & -(kk_{21}\delta_{1-\alpha,k}w_1^{(1-\alpha)}) \\ -kk_{12} & (1 + kk_{21}\delta_{1-\alpha,k}w_1^{(1-\alpha)}) \end{pmatrix} \begin{pmatrix} A_2^1 \\ A_2^2 \end{pmatrix} \\
&= \begin{pmatrix} A_1^1 + (kk_{21}\delta_{1-\alpha,k}w_2^{(1-\alpha)})A_1^2 - kk_{21}\delta_{1-\alpha,k} \sum_{j=1}^2 w_j^{(1-\alpha)} A_{2-j}^2 \\ A_1^1 - (kk_{21}\delta_{1-\alpha,k}w_2^{(1-\alpha)})A_1^2 + kk_{21}\delta_{1-\alpha,k} \sum_{j=1}^2 w_j^{(1-\alpha)} A_{2-j}^2 \end{pmatrix}
\end{aligned} \tag{20}$$

Generalizing the iterate follows as:

$$\begin{aligned}
&\begin{pmatrix} (1 + k(k_{10} + k_{12})) & -(kk_{21}\delta_{1-\alpha,k}w_1^{(1-\alpha)}) \\ -kk_{12} & (1 + kk_{21}\delta_{1-\alpha,k}w_1^{(1-\alpha)}) \end{pmatrix} \begin{pmatrix} A_n^1 \\ A_n^2 \end{pmatrix} \\
&= \begin{pmatrix} A_{n-1}^1 + kk_{21}\delta_{1-\alpha,k} \sum_{j=1}^{n-1} w_{j+1}^{(1-\alpha)} A_{n-j}^2 - kk_{21}\delta_{1-\alpha,k} \sum_{j=1}^n w_j^{(1-\alpha)} A_{n-j}^2 \\ A_{n-1}^1 - kk_{21}\delta_{1-\alpha,k} \sum_{j=1}^{n-1} w_{j+1}^{(1-\alpha)} A_{n-j}^2 + kk_{21}\delta_{1-\alpha,k} \sum_{j=1}^n w_j^{(1-\alpha)} A_{n-j}^2 \end{pmatrix}
\end{aligned} \tag{21}$$

Equation (21) is an iterate generalization of the numerical solutions to the system of fractional PK model (9), which can be obtained when grid interval is defined.

3. Results and Discussion

The two-compartmental PK models, which are all systems of fractional differential equations, were subjected to a numerical tool (FFDM) in the preceding subsection. With ($\alpha = 1$) for classical instances and ($\alpha = 0.5, \beta = 0.7$) for fractional cases, solutions are given using parameter constants specified as $k_{10} = 1, k_{12} = 0.8$, and $k_{21} = 0.7$. As a result, for model (9), it is noted that rate constant k_{21} has a unit of $hours^{-0.5}$, which is distinct from the other rate constants (k_{10}, k_{12}), which have units of $hours^{-1}$. The graphs display the time profiles of a certain drug's concentration (or amount) when it is injected intravenously into a human being. As previously stated, A_1 and A_2 denoted, respectively, the amount of medication in the blood and deeper tissues. In these three different fractional model types, a drug's behavior or amount is observed over the course of a day ($24hrs$). Two profiles are shown on each model, one of which corresponds to a system compartment. The observed profiles *figure(2a, 2c, 2e)* and *figure(2b, 2d, 2f)* for compartments A_1 and A_2 of the various models, respectively, depict the drug's behavior in each compartment. Each profile has an overlap between the numerical solution from FFDM and the analytical solution for the classical situation ($\alpha = 1$). As long as a solution to a differential equation exists, the FFDM is sufficient to provide a satisfactory approximation.

In contrast to the classic case, the resulting fractional case in the various profiles typically shows slower, non-exponential dynamics. The fractional profile appeared to have a quicker phase at first but then slowed down. The fractional case in *figure(2a, 2c)* exhibits a faster behavior at a very short time (say $1hour$) as opposed to the fractional case in *figure(2e)*, which also exhibits a faster behavior but takes a longer time (say $10hours$ of the running time) before exhibiting a slower phase. This is another example of the anomalous behavior among the fractional models. Though all three models employ the same parameter values, it should be noted that some of the parameters have different units. For instance, because the parameter k_{12} in model

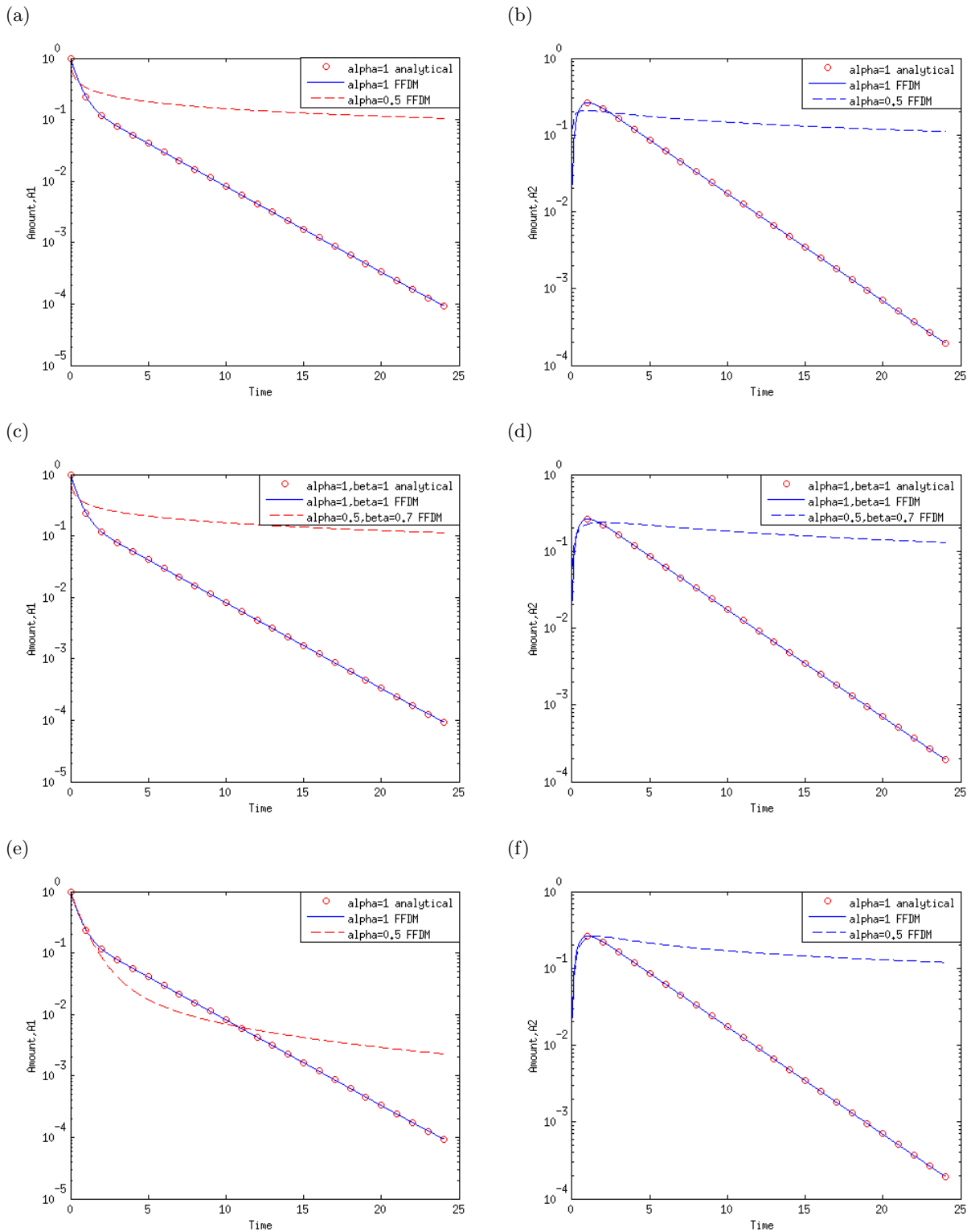


Figure 2: Time profile of amount of drug in compartment 1&2 of the three fractional models. Subfigures: (2a,2b),(2c,2d) and (2e,2f) represent the profile of models (5),(7) and (9) respectively. That is, each row represents the behavior of drug in both compartments under each models respectively.

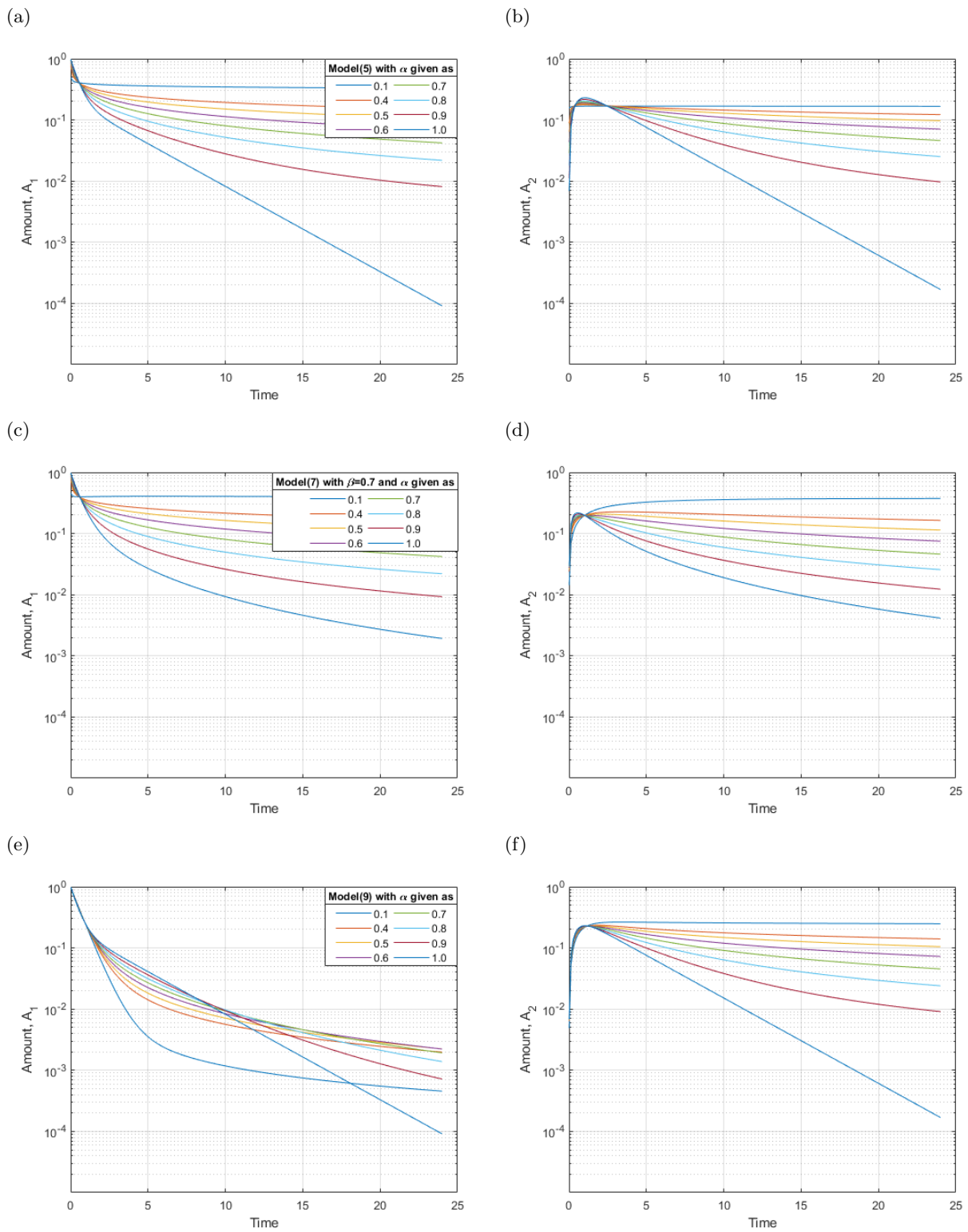


Figure 3: Time profile of amount of drug in compartment 1&2 of the three fractional models at various α . Subfigures: (3a,3b),(3c,3d) and (3e,3f) represent the profile of models (5),(7) and (9) respectively.

(5) has different units ($hours^{-1}$ vs. $hours^{-0.5}$), it cannot be compared across the fractional and classical situations. Additionally, each model equation for each scenario uses the same units for k_{12} . The parameter k_{12} , on the other hand, has different units in the two equations in 7). For instance, the first and second equations call for the parameter (k_{12}) to have a value of $hours^{-0.5}$ and $hours^{-0.7}$, respectively. However, there is a note we made regarding the figures, particularly *figure(2a, 2b, 2c, 2d)*. Despite the model's unit inconsistencies, we found that the non-commensurable system exhibits a comparable tendency to that of the commensurable system. We can also see that compartment 1 behaves similarly for commensurable and non-commensurable systems in *figure(3)* as α increases compared to the implicit non-commensurate model. But among all models, the amount of medication in compartment 2 decreases more quickly.

We propose that most medications are distributed over a substantially longer period of time, deviating from the classical case of diffusion to a condition known as anomalous diffusion, which is best represented by power-laws. Instead of the rate constant value, the slower kinetics result from the power-characteristics law's in the terminal phase of the fractional case. We physically connect the slower kinetics to deeper bone and tissue where bone-seeking elements like plutonium, strontium, and calcium exhibit this type of abnormal diffusion behavior. One medication with unusual, non-exponential (power-laws) kinetics is the antiarrhythmic medication amiodarone. To show that fractional differential equation worth for further research in the field pharmacokinetics, we consider fitting the Classical PK model (1) and the Fractional PK models (5, 7, 9) to an amiodarone dataset taken from [31] to estimate the parameters of the model ($V_1, k_{10}, k_{12}, k_{21}, \alpha$ and β) since in practice, data are primarily available for the central compartment of the system. The outcome of the numerical simulation, $A_1(t)$ is connected to the equation below to determine the parameters.

$$C(t) = A_1(t)/V_1 \quad (22)$$

where C is the concentration of the drug in the blood and V_1 is the volume of distribution.

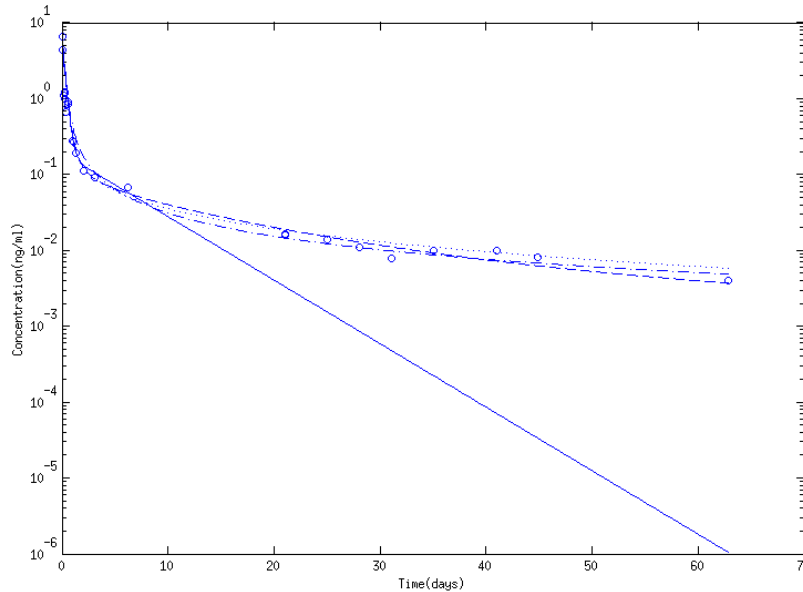


Figure 4: Experimental data (circles) with superimposed the fit of linear two compartmental system: ordinary system, *Eq.(1)* in the text (solid line), commensurate FDE, *Eq.(5)* (dashed line), non-commensurate FDE, *Eq.(7)* (dash-dotted line) and implicit non-commensurate FDE, *Eq.(9)* (dotted line).

Table(1) shows the parameter estimates of the various models with their corresponding standard errors. Also, *figure(4)* displays a semi-log plots of the experimental data with a best fit of the classical and fractional PK

models (1, 5, 7, 9) considered under this work. We take a good look at the unit of these parameters of each model. The classical model (1) has the unit of all parameters to be (day^{-1}) and fractional model (5) with the fractional order as α has unit ($day^{-\alpha}$) for all parameters. Also, fractional model (9) has unit (day^{-1}) for parameters (k_{10}, k_{12}) and a different unit ($day^{-\alpha}$) for parameter (k_{21}) which poses no deficiency in the model. Moreover, fractional model (7) has unit ($day^{-\alpha}$) for (k_{10}) but the parameters (k_{12}, k_{23}) have unit ($day^{-\alpha}$) or ($day^{-\beta}$) depending where they appear in the model (equation) hence inconsistency of units show up. Nonetheless, the non-commensurate model (7) together with the other two fractional models (5, 9) give an adequate fit to the experimental data from visual inspection since amiodarone data are known to have an anomalous behavior (kinetics). This is a further observation to the non-commensurable systems that it will equally fit to an experimental data as equal as the other models. On the other hand, the classical PK model initially behaves well but later deviates from the anomalous behavior of the drug since the classical model are always exponential sum. The difference between both kinetics is that power-law always has slower processes as compared to the exponential no matter how massive the half-life is. The advantage of defining the data with Power-law kinetics, is its significant clinical inferences, including infinite AUC and accumulation without reaching a steady state [9].

Parameter Estimates				
	Classical model	Fractional model		
Parameter	<i>model(1)</i>	<i>model(5)</i>	<i>model(7)</i>	<i>model(9)</i>
k_{10}	3.7598(0.1053)	2.8964(0.4215)	3.1564(0.6651)	1.7150(1.0830)
k_{12}	1.2705(0.3442)	1.2294(0.4212)	2.1502(0.2632)	2.9483(0.5254)
k_{21}	0.2996(0.1381)	0.1328(0.0660)	1.2412(0.1829)	0.3412(0.1310)
α	—	0.9437(0.0431)	0.9192(0.2331)	0.5506(0.0268)
β	—	—	0.4444(0.6390)	—
V_1	4.4787(3.4320)	13.0501(2.2064)	6.0274(2.9343)	9.0547(1.3430)

Table 1: Parameter estimates (and standard errors) of the PK models fitted to the amiodarone data.

4. Conclusion

This work considered modeling and investigation of the application of fractional calculus to a classical compartmental PK model specifically, two compartments in three different ways: (1) A Commensurate fractional two-compartmental PK model where classical derivatives are simply changed to fractional of equal real-value order. (2) A Non-Commensurate fractional two-compartmental PK model where classical derivatives are also changed to fractional of unequal real-value order. (3) A form of fractionalization where unlike that of the previous two, fractionalization is to the processes not to the compartment. We termed this form as implicit non-commensurate fractional two-compartmental PK model. We have discovered that fractional PK models often exhibit slower power-law behavior than the classical instance, which is always exponential. Furthermore, we discovered that compartment fractionalized models, such as the Commensurate and Non-Commensurate PK models, are significantly slower than the implicit non-commensurate PK model, which is owing to the fractionalization of the processes. Although the non-commensurate PK model does not theoretically give a unit consistency, it should at the very least lead to some anomalies in the results presented in this paper. However, this particular model results illustrated the required qualities of a fractional model as compared to the others, and hence it represents a state of a system. Furthermore, by visual inspection and the output presented in the table, it is seen that non-commensurate model together with the other fractional models fitted well with an amiodarone data unlike the classical model which deviated. Generally, they can be used to investigate any other typical dataset that shows a complex fractional kinetics. Also, we demonstrated that the numerical method proposed work efficiently well for any other complex compartmental system. Since numerical simulation for the classical case of the system prove to be consistent with the analytical results.

Acknowledgments

Special thanks to National Institute for Mathematical Science (NIMS) for its support and contributions. This support is greatly appreciated.

References

- [1] Dumitru, B, Amin, J, Samaneh, SD and Jiad, HA. The fractional features of a harmonic oscillator with position-dependent mass. *Communications in Theoretical Physics*, Vol.72, No.5, 2020.
- [2] Parvaiz Ahmad Naik, Kolade M. Owolabi, Mehmet Yavuz, Jian Zu, Chaotic dynamics of a fractional order HIV-1 model involving AIDS-related cancer cells *Chaos, Solitons & Fractals*, Vol.140,2020.
- [3] Mohammadi F, Moradi L, Baleanu D, Jajarmi A. A hybrid functions numerical scheme for fractional optimal control problems: Application to nonanalytic dynamic systems. *Journal of Vibration and Control*. ,24(21), 2018.
- [4] Jajarmi A and Baleanu D. On the fractional optimal control problems with a general derivative operator. *Asian J Control*.,1-10,2019. <https://doi.org/10.1002/asjc.2282>
- [5] Petras, I. and Magin, R. Simulation of Drug Uptake in a Two Compartmental Fractional Model for a Biological System. *Commun Nonlinear Sci Numer Simul.*, 2011.
- [6] Yu-Han H. Hsu, Ziyin Huang, Gregory Z. Ferl, Chee M. Ng. GPU-Accelerated Compartmental Modeling Analysis of DCE-MRI Data from Glioblastoma Patients Treated with Bevacizumab. *PLOS ONE* — DOI:10.1371/journal.pone.0118421, 2015.
- [7] M.U. Akhmet, G.A. Bekmukhambetova. A prototype compartmental model of blood pressure distribution. *Nonlinear Analysis: real world applications*.,11:1249-1257, 2010.
- [8] Yang, CT, Fung, TWK,Tam, WM. Analysis of breath alcohol measurements using compartmental and generalized linear models. The 19th International Conference on Computational Statistics (COMPSTAT' 2010), Paris, France, 22-27 August 2010. In the Proceedings of COMPSTAT' 2010, p. 1693-1700 How to Cite? DOI: <http://dx.doi.org/10.1007/978-3-7908-2604-3>.
- [9] Dokoumetzidis, A. and Macheras, P. Fractional kinetics in drug absorption and disposition processes. *J Pharmacokinet Pharmacodyn*, 36, 165-178, 2009.
- [10] Dokoumetzidis, A., Magin, R. and Macheras, P. Fractional kinetics in multi-compartmental systems. *J Pharmacokinet Pharmacodyn* 37, 507–524, 2010.
- [11] Popović, J-K., Atanacković, M-T., Pilipović, S-A.,Rapaić, R-M., Pilipović, S. and Atanacković, M-T. A new approach to the compartmental analysis in pharmacokinetics: fractional time evolution of diclofenac. *J Pharmacokinet Pharmacodyn* 37, 119–134, 2010.
- [12] Petráš, I. and Magin, R-L. Simulation of Drug Uptake in a Two Compartmental Fractional Model for a Biological System. *Commun Nonlinear Sci Numer Simul*. 16(12), 4588–4595, 2011
- [13] Davide Verotta. Fractional compartmental models and multi-term Mittag–Leffler response functions. *J Pharmacokinet Pharmacodyn* 37, 209–215, 2010.
- [14] Marsh RE, Tuszynski JA. Fractal Michaelis-Menten kinetics under steady state conditions:application to Mibefradil. *Pharm Res* 23:27602767. doi:10.1007/s11095-006-9090-6, 2006.
- [15] Fuite J, Marsh R, Tuszynski J. Fractal pharmacokinetics of the drug Miberfradil in the liver. *Phys Rev E Stat Nonlinear Soft Matter Phys* 66:021904. doi:10.1103/PhysRevE.66.021904 2002.

-
- [16] Wise ME. Negative power functions of time in pharmacokinetics and their implications. *J Phamacokinet Biopharmaceut* 13:309346. doi:10.1007/BF0106565, 1985.
- [17] Tucker GT, Jackson PR, Storey GC, Holt DW. Amiodarone disposition: polyexponential, power and gamma functions.. *Eur J Clin Pharmacol* 26:655656. doi:10.1007/BF00543506, 1984.
- [18] Zhen Wang, Xia Huang and Jianping Zhou. A Numerical Method for Delayed Fractional-Order Differential Equations: Based on G-L Definition. *Appl. Math. Inf. Sci.*7, No. 2L, 525-529 (2013)
- [19] Jafari, H. and Daftarder-Gejji. Solving linear and nonlinear fractional diffusion and wave equations by Adomian decomposition . *Appl. Math. and Comput.* 2006.
- [20] Rawashdeh, E-A. Numerical solution of fractional integro-differential equations by collocation method. *Appl. Math. Comput.*, 2006.
- [21] Podlubny, I. *Fractional Differential Equations*. Academic Press, New York., 1999.
- [22] Kilbas, A., Srivastava, H. and Trujillo, J. *Theory and applications of fractional differential equations*. Elsevier, Amsterdam, 2006.
- [23] R.Khalil, M. Al Horani, A.Yousef, M.Sababheh A new definition of fractional derivative *Journal of Computational and Applied Mathematics*
- [24] Bonilla B, Rivero M, Trujillo JJ. On systems of linear fractional differential equations with constant coefficients. *Appl Math Comput* 187:6878, 2007.
- [25] Dokoumetzidis A, Magin R, Macheras P. A commentary on fractionalization of multi-compartmental models. *J Pharmacokinet Pharmacodyn* 37:203207, 2010.
- [26] Sweilam, N-H., Khader, M-M. and Mahdy, A-M-S. Numerical studies for solving fractional order logistic equation. *International Journal of Pure and Applied Mathematics*. 78(12), 1199–1210, 2012.
- [27] Christopher N. Angstmann, Austen M. Erickson, Bruce I. Henry, Anna V. McGann, John M. Murray, and James A. Nichols *Fractional Order Compartment Models SIAM Journal on Applied Mathematics*, 2017, Vol. 77, No. 2 : pp. 430-446
- [28] Bashir, A., Mushtaq, M., Zafar, Z.U.A. et al. Comparison of fractional order techniques for measles dynamics. *Adv Differ Equ* 2019, 334 (2019). <https://doi.org/10.1186/s13662-019-2272-4>
- [29] Cardoso, L.C., Dos Santos, F.L.P. & Camargo, R.F. Analysis of fractional-order models for hepatitis B. *Comp. Appl. Math.* 37, 4570–4586 (2018). <https://doi.org/10.1007/s40314-018-0588-4>
- [30] Angstmann, C.N.; Henry, B.I.; McGann, A.V. A Fractional-Order Infectivity and Recovery SIR Model. *Fractal Fract.* 2017, 1, 11.
- [31] Weiss M. The anomalous pharmacokinetics of amiodarone explained by nonexponential tissue trapping. *J Pharmacokinet Biopharm* 27:383396, 1999.
- [32] Hickey A.J., Smyth H.D.C. Fractal Pharmacokinetics, Systems Pharmacology, Network Analysis, Multiscale, Kinetics, Toxicokinetics, Drug Safety. In: *Pharmaco-complexity. AAPS Introductions in the Pharmaceutical Sciences*. Springer, Cham. 2020, https://doi.org/10.1007/978-3-030-42783-2_5
- [33] Wesolowski, C.A., Wanasundara, S.N., Babyn, P.S. et al. Comparison of the gamma-Pareto convolution with conventional methods of characterising metformin pharmacokinetics in dogs. *J Pharmacokinet Pharmacodyn* 47, 19–45 (2020). <https://doi.org/10.1007/s10928-019-09666-z>
- [34] Wesolowski, C.A., Wanasundara, S.N., Wesolowski, M.J. et al. A gamma-distribution convolution model of ^{99m}Tc -MIBI thyroid time-activity curves. *EJNMMI Phys* 3, 31 (2016). <https://doi.org/10.1186/s40658-016-0166-z>

-
- [35] Panos Macheras, Athanassios Iliadis Modeling in Biopharmaceutics, Pharmacokinetics and Pharmacodynamics Homogeneous and Heterogeneous Approaches
- [36] Samaneh Soradi Zeid Approximation methods for solving fractional equations Chaos, Solitons and Fractals, Volume 125, August 2019, Pages 171-193
- [37] Angelamaria Cardone, Dajana Conte Stability analysis of spline collocation methods for fractional differential equations Mathematics and Computers in Simulation Volume 178, December 2020, Pages 501-514
- [38] B. Ivorra and M.R. Ferrández and M. Vela-Pérez and A.M. Ramos Mathematical modeling of the spread of the coronavirus disease 2019 (COVID-19) taking into account the undetected infections. The case of China Communications in Nonlinear Science and Numerical Simulation Volume 88, 2020, Pages 105303
- [39] I. Esra Buyuktahtakın and Emmanuel des-Bordes and Eyyub Y. Kibis A new epidemics–logistics model: Insights into controlling the Ebola virus disease in West Africa European Journal of Operational Research Volume 265, 2018, Pages 1046-1063
- [40] T. Berge, J.M.-S. Lubuma, G.M. Moremedi, N. Morris & R. Kondera-Shava A simple mathematical model for Ebola in Africa European Journal of Operational Research Volume 265, 2018, Pages 1046-1063
- [41] Opoku, Nicholas and Afriyie, Cecilia The Role of Control Measures and the Environment in the Transmission Dynamics of Cholera Abstract and Applied Analysis Volume 2020, 2020, Pages 16
- [42] Baleanu, D., Ghanbari, B., Asad, J. H., Jajarmi, A., Pirouz, H. M. Planar System-Masses in an Equilateral Triangle: Numerical Study within Fractional Calculus CMES-Computer Modeling in Engineering & Sciences Volume 124(3), 2020, Pages 953-968
- [43] Jajarmi, Amin and Baleanu, Dumitru A New Iterative Method for the Numerical Solution of High-Order Non-linear Fractional Boundary Value Problems Frontiers in Physics Volume 8, 2020, Pages 220
- [44] Samaneh Sadat Sajjadi and Dumitru Baleanu and Amin Jajarmi and Hassan Mohammadi Pirouz A new adaptive synchronization and hyperchaos control of a biological snap oscillator Chaos, Solitons & Fractals Volume 138, 2020, Pages 109919
- [45] Dumitru Baleanu and Amin Jajarmi and Samaneh Sadat Sajjadi and Jihad H Asad The fractional features of a harmonic oscillator with position-dependent mass Communications in Theoretical Physics Volume 72, 2020, Pages 055002
- [46] Jajarmi, Amin and Baleanu, Dumitru On the fractional optimal control problems with a general derivative operator Asian Journal of Control 2019
- [47] Mohammadi F, Moradi L, Baleanu D, Jajarmi A. A hybrid functions numerical scheme for fractional optimal control problems: Application to nonanalytic dynamic systems Journal of Vibration and Control Volume 24(21), 2018, Pages 5030-5043
- [48] Sopasakis P, Sarimveis H, Macheras P, Dokoumetzidis A Fractional calculus in pharmacokinetics J Pharmacokinet Pharmacodyn Volume 45(1), 2018, Pages 107-125
- [49] Dana Copot, Richard L. Magin, Robin De Keyser, Clara Ionescu Data-driven modelling of drug tissue trapping using anomalous kinetics Chaos, Solitons and Fractals 2017
- [50] Kolade M. Owolabi and Albert Shikongo Mathematical modelling of multi-mutation and drug resistance model with fractional derivative Alexandria Engineering Journal 2020 Volume 45, 2020, Pages 2291-2304
- [51] Parvaiz Ahmad Naik and Jian Zu and Kolade M. Owolabi Modeling the mechanics of viral kinetics under immune control during primary infection of HIV-1 with treatment in fractional order Physica A: Statistical Mechanics and its Applications Volume 545, 2020, Pages 123816

- [52] Kolade M. Owolabi and Albert Shikongo Fractional operator method on a multi-mutation and intrinsic resistance model *Alexandria Engineering Journal* Volume 59, 2020, Pages 1999-2013
- [53] Parvaiz Ahmad Naik and Jian Zu and Kolade M. Owolabi Global dynamics of a fractional order model for the transmission of HIV epidemic with optimal control *Chaos, Solitons & Fractals* Volume 138, 2020, Pages 109826
- [54] Karaagac, Berat and Owolabi, Kolade and Nisar, Kottakkaran Analysis and Dynamics of Illicit Drug Use Described by Fractional Derivative with Mittag-Leffler Kernel *Cmc -Tech Science Press-* Volume 65, 2020, Pages 1905-1924
- [55] Owolabi, K. M., Gómez-Aguilar, J. F., Fernández-Anaya, G., Lavín-Delgado, J. E., & Hernández-Castillo, E. Modelling of Chaotic Processes with Caputo Fractional Order Derivative *Entropy (Basel, Switzerland)* Volume 22, 2020, Pages 1027
- [56] Christopher N. Angstmann, Austen M. Erickson, Bruce I. Henry, Anna V. McGann, John M. Murray, and James A. Nichols A General Framework for Fractional Order Compartment Models *SIAM Rev.* 2021, 63(2), 375–392
- [57] Yanli Qiao, Huanying Xu, Haitao Qi Numerical simulation of a two-compartmental fractional model in pharmacokinetics and parameters estimation *Mathematical Methods in the Applied Sciences*, 2021