

# Adaptive Monte Carlo search for conjecture refutation in graph theory

Valentino Vito\* and Lim Yohanes Stefanus

Faculty of Computer Science, Universitas Indonesia, Depok 16424, Indonesia

E-mail addresses: valentino.vito11@ui.ac.id, yohanes@cs.ui.ac.id

\*Corresponding author

---

◆

## Abstract

Graph theory is an interdisciplinary field of study that has various applications in mathematical modeling and computer science. Research in graph theory depends on the creation of not only theorems but also conjectures. Conjecture-refuting algorithms attempt to refute conjectures by searching for counterexamples to those conjectures, often by maximizing certain score functions on graphs. This study proposes a novel conjecture-refuting algorithm, referred to as the adaptive Monte Carlo search (AMCS) algorithm, obtained by modifying the Monte Carlo tree search algorithm. Evaluated based on its success in finding counterexamples to several graph theory conjectures, AMCS outperforms existing conjecture-refuting algorithms. The algorithm is further utilized to refute six open conjectures, two of which were chemical graph theory conjectures formulated by Liu et al. in 2021 and four of which were formulated by the AutoGraphiX computer system in 2006. Finally, four of the open conjectures are strongly refuted by generalizing the counterexamples obtained by AMCS to produce a family of counterexamples. It is expected that the algorithm can help researchers test graph-theoretic conjectures more effectively.

## Keywords

Artificial intelligence, mathematical conjecture, chemical graph theory, spectral graph theory, Monte Carlo search.

## 1 INTRODUCTION

Graph theory is a fast-growing field of study with numerous applications in modeling various objects including computer networks, semantic networks, graphical models, and molecular compounds. Research in graph theory highly depends on the creation of new theorems and conjectures. Unlike theorems, conjectures are mathematical statements that have not been proved to be either true or false (Gera et al., 2016). The resolution of conjectures may bring forth new theorems and advance the development of the field of study. In addition,

conjecture-making promotes collaboration between mathematicians, so it is a vital aspect of mathematical research.

Two subfields of graph theory with an abundance of conjectures are spectral graph theory and chemical graph theory. In spectral graph theory, matrices associated with graphs, along with their eigenvalues, are linked to the structural properties of graphs (Nica, 2018). In chemical graph theory, molecular structures of chemical compounds are analyzed via graphs (S. Wagner & Wang, 2018). Chemical graph theory allows the analysis of chemical compounds to be done outside the laboratory, with computations performed using a computer instead of relying on physical samples. As such, chemical graph theory plays a role in the advancement of chemical research, especially in drug discovery (Estrada & Uriarte, 2001).

Various computer systems have been developed for spectral and chemical graph theory research since the late 20th century. Cvetković & Gutman (1986) created an expert system for graph theory known as GRAPH. It is a useful tool to assist in computing numerous graph-theoretical properties. Using a database of known graphs, Fajtlowicz (1988) developed a conjecture-finding computer program called Graffiti, which searches for conjectures whose statements involve an inequality. More recently, Hansen & Caporossi (2000) created AutoGraphiX, an automated system that can be used to discover new conjectures using the variable neighborhood search metaheuristic (Hansen & Mladenović, 2001).

In contrast to conjecture-finding algorithms, conjecture-refuting algorithms attempt to refute known conjectures by searching for counterexamples. The refutation of conjectures is beneficial to narrow down true conjectures. A. Z. Wagner (2021) applied the deep cross-entropy method, a reinforcement learning algorithm, to refute several conjectures in combinatorics and graph theory. Improving on this work, Roucairol & Cazenave (2023) applied algorithms based on Monte Carlo tree search to refute conjectures in spectral graph theory in a much faster way than with Wagner's method, namely by the nested Monte Carlo search (NMCS) and the nested rollout policy adaptation (NRPA) algorithms.

This study further develops NMCS to be more successful in searching for graph counterexamples to graph theory conjectures. The conjectures considered in this study specifically belong to spectral and chemical graph theory. This is due to the large number of tractable conjectures that are suitable for computation within the two subfields. The proposed algorithm of this study is referred to as the *adaptive Monte Carlo search* (AMCS) algorithm. The algorithm evaluated based on its success in finding a counterexample when applied to various conjectures, which consist of four already resolved conjectures and six currently open conjectures. Two of the open conjectures are chemical graph theory conjectures formulated by Liu et al. (2021), whereas the rest are formulated via the AutoGraphiX system. It is

expected that the proposed algorithm can help researchers test conjectures in a more effective and systematic manner. Moreover, based on structural patterns present within AMCS's counterexamples, a generalization of the counterexamples by way of obtaining a family of counterexamples is provided for four of the open conjectures.

## 2 RESEARCH QUESTIONS

This research is motivated by the limitations of existing algorithms in finding counterexamples for various types of conjectures. The state-of-the-art Monte Carlo search algorithms applied by Roucairol & Cazenave (2023), namely NMCS and NRPA, were unable to refute every spectral graph theory conjecture that was tested against them. Therefore, there is a need to develop a more successful algorithm that is able to refute conjectures in which previous algorithms fail.

**RQ1.** Is there a more successful algorithm that is able to refute more conjectures than existing algorithms?

To address RQ1, we propose a novel Monte Carlo search algorithm: the adaptive Monte Carlo search (AMCS). AMCS is designed to handle various types of conjectures beyond spectral graph theory. The performance of the proposed algorithm is measured by the number of conjectures it successfully refutes. A conjecture is successfully refuted if a counterexample is found within a reasonable time limit, which is set to 12 hours in this study. Hence, AMCS is said to be more successful if it is able to refute more conjectures than NMCS and NRPA, where the set of conjectures under consideration consists of four conjectures that have previously been tested on NMCS and NRPA.

The set of four conjectures tested by Roucairol & Cazenave (2023) consists only of resolved conjectures in spectral graph theory which are already known to be false. To further test the versatility of the proposed algorithm, additional tests are performed using six open conjectures in both spectral and chemical graph theory. To our knowledge, the correctness of these open conjectures is not yet known previously.

**RQ2.** Is the proposed algorithm suitable for use on currently open conjectures?

RQ2 is addressed by finding open conjectures from graph theory papers that can potentially be refuted. Since these conjectures are still open, there is a possibility that the algorithm fails to find a counterexample due to these conjectures being true. But if the algorithm manages to refute several open conjectures, then there is a strong indication that the algorithm is suitable for other open conjectures in the literature.

### 3 LITERATURE REVIEW

In this section, a literature study on relevant subjects, including preliminaries in graph theory and search algorithms applicable to graph theory, is provided.

#### 3.1 Graph-theoretic preliminaries

Formally, a *graph* is a pair  $G = (V, E)$  of sets such that the elements of  $E$  are 2-element subsets of  $V$  (Diestel, 2017). The elements of  $V$  are called the *vertices* of  $G$ , and the elements of  $E$  are called the *edges* of  $G$ . An edge  $\{u, v\}$  is often written as  $uv$  for brevity. The *vertex set*  $V$  and *edge set*  $E$  of a  $G$  can also be written as  $V(G)$  and  $E(G)$ , respectively. Given a graph  $G = (V, E)$ , its *complement*  $\overline{G}$  is a graph whose vertex set is  $V$  and whose edges are the pairs of nonadjacent vertices of  $G$  (Bondy & Murty, 2008). The *order* of  $G$  is the number of its vertices, whereas its *size* is the number of its edges. Vertices  $u, v \in V(G)$  are *adjacent* if  $uv \in E(G)$ . If any two vertices in  $G$  are adjacent, then  $G$  is *complete* and denoted by  $K_n$ . The *degree* of  $v$ , denoted by  $d_v$ , is the number of vertices adjacent to  $v$ .

The *path*  $P_n = v_1v_2 \dots v_n$ , where the  $v_i$ 's are all distinct, is a graph defined by  $V(P_n) = \{v_1, v_2, \dots, v_n\}$  and  $E(P_n) = \{v_1v_2, v_2v_3, \dots, v_{n-1}v_n\}$ . Here,  $v_1$  and  $v_n$  form the *endpoints* of  $P_n$ . The *cycle*  $C_n$ ,  $n \geq 3$ , is obtained by adding the edge  $v_1v_n$  to  $P_n$ . The *star*  $S_n$  is a graph of order  $n$  such that one of its vertices (called its *center*) has degree  $n - 1$ , while the rest have degree 1. The *distance*  $d(u, v)$  of two vertices  $u, v \in V(G)$  is the length of the shortest path from  $u$  to  $v$ . A graph  $G$  is *connected* if any two of its vertices are endpoints of some path in  $G$ . A graph  $G$  is *acyclic* if it does not contain any cycles. A connected, acyclic graph is called a *tree*, which is often denoted by  $T$  instead of  $G$ . A vertex of degree 1 is often called a *leaf*. A connected graph on  $n$  vertices is a tree if and only if it has  $n - 1$  edges (Diestel, 2017).

#### 3.2 Spectral graph theory

Spectral graph theory studies the properties of graphs through matrices associated with them. The adjacency matrix is an example of such a matrix. The *adjacency matrix*  $A$  of a graph  $G$  is a square matrix indexed by  $V(G)$  such that  $A(u, v) = 1$  whenever  $u$  is adjacent to  $v$  and  $A(u, v) = 0$  otherwise. Graham & Pollak (1971) defined the *distance matrix*  $D$  of  $G$  as a square matrix indexed by  $V(G)$  such that  $D(u, v) = d(u, v)$ , where  $d$  is the distance function. The adjacency and distance matrices are symmetric, so their eigenvalues are all real numbers (Godsil & Royle, 2001). The set of eigenvalues  $\lambda_1 \geq \lambda_2 \geq \dots \geq \lambda_n$  of an  $n \times n$  adjacency matrix, repeated according to their multiplicity, is called the *adjacency spectrum*. Likewise, the set of eigenvalues  $\partial_1 \geq \partial_2 \geq \dots \geq \partial_n$  of an  $n \times n$  distance matrix is called the *distance spectrum*. The characteristic polynomials of the adjacency matrix and the distance matrix are

denoted by  $CPA(G)$  and  $CPD(G)$ , respectively. Another matrix associated with graphs is the *Laplacian matrix*  $L$ , which is a square matrix indexed by  $V(G)$  such that  $L(u, v) = d_v$  if  $u = v$ ,  $L(u, v) = -1$  if  $u$  is adjacent to  $v$ , and  $L(u, v) = 0$  otherwise (Nica, 2018).

### 3.3 Chemical graph theory

Chemical graph theory is a field of study that analyzes the molecular structure of chemical compounds through graphs (S. Wagner & Wang, 2018). One aim of chemical graph theory is to study the qualities of various compounds by discovering the structural properties of the graphs representing them. In order to quantify the structural properties of graphs, certain measures (or *invariants*) referred to as *topological indices* are defined on these graphs. A topological index provides a summary of the topological structure of a graph in the form of a numerical quantity.

A well-known example of a topological index is the *Randić index* introduced by Randić (1975). Instead of being defined as the sum of distances, the Randić index  $R(G)$  is defined based on degrees:

$$R(G) = \sum_{uv \in E(G)} (d_u d_v)^{-\frac{1}{2}} = \sum_{uv \in E(G)} \frac{1}{\sqrt{d_u d_v}}.$$

A more general version of the Randić index, known as the *generalized Randić index*  $R_\alpha(G)$ , is given by the formula

$$R_\alpha(G) = \sum_{uv \in E(G)} (d_u d_v)^\alpha.$$

In particular, the index  $R_1(G)$  is sometimes referred to as the *second Zagreb index*  $M_2(G)$  (S. Wagner & Wang, 2018).

### 3.4 Conjecture-related algorithms

This subsection presents several previous studies on algorithms concerning mathematical conjectures, with an emphasis on conjectures related to graph theory. The two types of algorithms discussed here are conjecture-finding algorithms and conjecture-refuting algorithms.

#### 3.4.1 Conjecture-finding algorithms

An early computer program designed to discover new conjectures was written in 1984 and was known by the name Graffiti (Fajtlowicz, 1988). The program tests potential graph theory conjectures using a database of known graphs. If none of the graphs in the database is a counterexample to the conjecture, then the conjecture is proposed as a potential theorem. Graffiti was applied by Fajtlowicz (1988) to conjectures of the form  $I \leq J$ ,  $I \leq J + K$ , or

$I + J \leq K + L$ , where  $I$ ,  $J$ ,  $K$ , and  $L$  are either graph invariants (such as the Randić index) or equal to the constant 1.

A more modern computer system, known as the AutoGraphiX system (Hansen & Caporossi, 2000), employed a more sophisticated algorithm to find conjectures. AutoGraphiX specifically tackles extremal problems in graph theory, thereby providing a connection between combinatorial optimization and extremal graph theory (Aouchiche et al., 2008). Given connected graphs  $G$  with  $n = |V(G)|$ , AutoGraphiX creates conjectures of the form  $\ell_n \leq I \oplus J \leq u_n$ , where  $I$  and  $J$  are invariants,  $\oplus$  is one of the operations in the set  $\{+, -, \times, /\}$ , and  $\ell_n$  and  $u_n$  are lower and upper bounds, respectively, of  $I \oplus J$  expressed as a function of  $n$  (Aouchiche & Hansen, 2010). AutoGraphiX first applies the variable neighborhood search metaheuristic to find, for every  $n$ , an *extremal graph*  $G_n$  (that is, a graph  $G_n$  such that the numerical value of  $I \oplus J$  is either maximized or minimized over all graphs of order  $n$ ). Afterward,  $\ell_n$  is set to  $I(G_n) \oplus J(G_n)$  if  $G_n$  minimizes  $I \oplus J$ , and  $u_n$  is set to  $I(G_n) \oplus J(G_n)$  if  $G_n$  maximizes  $I \oplus J$ .

### 3.4.2 Conjecture-refuting algorithms

Numerous conjectures in graph theory can be refuted by providing graph counterexamples to said conjectures. However, exhaustive search is usually not a feasible approach, even for small graphs. For illustration, there are over a billion distinct connected graphs on 11 vertices alone (Sloane & Plouffe, 1995). As a result, a more effective search algorithm is usually necessary to obtain a counterexample within a reasonable amount of time. In practice, this combinatorial search problem can be reformulated as a combinatorial optimization problem, where a score function associated with the conjecture is maximized to obtain the desired counterexample.

A. Z. Wagner (2021) applied a deep reinforcement learning algorithm called the deep cross-entropy method for the conjecture refutation task. The method uses a neural network to construct a number of graphs each iteration and keeps only the top-scoring constructions. Based on the constructions that are kept, the weights of the neural network are then adjusted to minimize the cross-entropy loss. As a result, the neural network learns from the best-scoring graph constructions so that these graphs are more likely to be constructed during the next iteration. This method was also able to be modified to be used on other combinatorial conjectures other than graph theory.

Wagner's method managed to refute an AutoGraphiX conjecture on the largest eigenvalue of the adjacency matrix of a graph. However, it took 5000 iterations to obtain the graph that can act as its counterexample. To improve the search time of the algorithm, Roucairol & Cazenave (2023) employed Monte Carlo search algorithms on the same task. Using the nested

Monte Carlo search (NMCS) and the nested rollout policy adaptation (NRPA) algorithms, the same AutoGraphiX conjecture, along with other conjectures, was able to be refuted within seconds. This effectively makes NMCS and NRPA the state-of-the-art algorithms for the conjecture refutation task in graph theory.

### 3.5 Monte Carlo search

Monte Carlo tree search (MCTS) is a probabilistic algorithm for finding optimal decisions by taking random samples in the decision space (Browne et al., 2012). Its primary application is in constructing artificial intelligence for playing games, for which MCTS searches for optimal decisions in certain game trees. Numerous variations of MCTS have been designed to handle specific tasks. In particular, Cazenave (2009) introduced a variant of MCTS known as the nested Monte Carlo search (NMCS).

NMCS is a recursive algorithm that requires two parameters: *depth* and *level*. Essentially, the algorithm recursively calls lower-level NMCS on child states of the current state in order to decide which move to play next (Roucairol & Cazenave, 2023). Child states refer to states that can be obtained from the current state by performing any one move. On each child state, NMCS calls itself, but its level is decremented to  $level - 1$  for the call. This is precisely the nested feature that distinguishes NMCS from ordinary MCTS. The recursive property of NMCS further increases the computational complexity of the algorithm in exchange of a significantly more thorough search. At  $level = 0$ , NMCS performs  $k$  random moves, where  $k = depth$ . The resulting state is designated as the terminal state associated with the current child state. This terminal state will become the new best state if it improves the score of the current best state.

Nested rollout policy adaptation (NRPA) is a modification of NMCS. In essence, NRPA is a combination of NMCS and Q-learning. The algorithm uses a policy that attributes a value to a move (Roucairol & Cazenave, 2023). As with NMCS, the NRPA algorithm is a recursive algorithm that calls lower-level NRPA to decide which move to play next. But at  $level = 0$ , NRPA performs random moves using a softmax distribution based on its continually updated policy.

NMCS can be applied to graph optimization problems of the form

$$\max\{s(G) : G \in \mathcal{G}\},$$

where  $\mathcal{G}$  denotes the feasible set of graphs and  $s(G)$  denotes a real-valued objective function referred to as a *score function*. The score function  $s(G)$  is chosen such that the conjecture is refuted if  $s(G) > 0$ . The feasible set  $\mathcal{G}$  is designated as the search space of the algorithm, and

---

**Algorithm 1** Nested Monte Carlo search for the space of trees.
 

---

**Require:** A score function  $s: \mathcal{G} \rightarrow \mathbb{R}$  to be maximized.

```

1: function NMCSTREES( $G, depth, level$ )
2:    $bestGraph \leftarrow G$ ;
3:    $bestScore \leftarrow s(G)$ ;
4:   if  $level = 0$  then
5:      $G' \leftarrow G$ ;
6:     for  $i = 1$  to  $depth$  do
7:       Add a random leaf or subdivision to  $G'$ ;
8:     end for
9:     if  $s(G') > bestScore$  then
10:       $bestGraph \leftarrow G'$ ;
11:    end if
12:  else
13:    for each  $x \in V(G) \cup E(G)$  do
14:       $G' \leftarrow G$ ;
15:      if  $x$  is a vertex then
16:        Add a leaf to  $G'$  on the vertex  $x$ ;
17:      else
18:        Add a subdivision to  $G'$  on the edge  $x$ ;
19:      end if
20:       $G' \leftarrow$  NMCSTREES( $G', depth, level - 1$ );
21:      if  $s(G') > bestScore$  then
22:         $bestGraph \leftarrow G'$ ;  $bestScore \leftarrow s(G')$ ;
23:      end if
24:    end for
25:  end if
26:  return  $bestGraph$ ;
27: end function

```

---

it depends on the hypotheses of the conjecture under consideration. Usually,  $\mathcal{G}$  is either the set of connected graphs or the set of trees with sufficiently many vertices.

Two NMCS algorithms for the aforementioned graph optimization problem are provided in Algorithms 1 (when the search space  $\mathcal{G}$  consists of trees) and 2 (when the search space  $\mathcal{G}$  consists of connected graphs). Given a graph  $G' \in \mathcal{G}$ , both algorithms include two possible moves that can be carried out to expand  $G'$ : adding a leaf to some vertex or performing an edge subdivision. To *subdivide* an edge  $uv$  is to delete  $uv$ , add a new vertex  $w$ , and join  $w$  to both  $u$  and  $v$  (Bondy & Murty, 2008).

In essence, Algorithm 1 attempts to discover which combination of the aforementioned two moves is likely to produce a terminal graph that maximizes the score function. Since adding a leaf or subdivision to a tree produces another tree, Algorithm 1 is guaranteed to only search within the class of trees as long as the initial graph  $G$  is a tree. Algorithm 2 differs from Algorithm 1 in that it includes a third possible move to expand a graph, which is to add an edge to a pair of existing vertices. This move cannot be included in Algorithm 1 since the move may produce a non-tree graph. However, the addition of an extra edge



---

**Algorithm 2** Nested Monte Carlo search for the space of connected graphs.
 

---

**Require:** A score function  $s: \mathcal{G} \rightarrow \mathbb{R}$  to be maximized.

```

1: function NMCSCONNECTEDGRAPHS( $G, depth, level$ )
2:    $bestGraph \leftarrow G$ ;
3:    $bestScore \leftarrow s(G)$ ;
4:   if  $level = 0$  then
5:      $G' \leftarrow G$ ;
6:     for  $i = 1$  to  $depth$  do
7:       Add a random leaf, subdivision, or edge to  $G'$ ;
8:     end for
9:     if  $s(G') > bestScore$  then
10:       $bestGraph \leftarrow G'$ ;
11:    end if
12:  else
13:    for each  $x \in V(G) \cup E(G) \cup E(\overline{G})$  do
14:       $G' \leftarrow G$ ;
15:      if  $x$  is a vertex then
16:        Add a leaf to  $G'$  on the vertex  $x$ ;
17:      else if  $x$  is an edge in  $G$  then
18:        Add a subdivision to  $G'$  on the edge  $x$ ;
19:      else
20:        Add the edge  $x$  to  $G'$ ;
21:      end if
22:       $G' \leftarrow$  NMCSCONNECTEDGRAPHS( $G', depth, level - 1$ );
23:      if  $s(G') > bestScore$  then
24:         $bestGraph \leftarrow G'$ ;  $bestScore \leftarrow s(G')$ ;
25:      end if
26:    end for
27:  end if
28:  return  $bestGraph$ ;
29: end function

```

---

cannot disconnect a connected graph. Hence, as long as the initial graph  $G$  is connected, Algorithm 2 only operates within the search space of connected graphs. Having this third possible move increases the complexity of the algorithm, but should be utilized if Algorithm 1 fails to produce a counterexample.

#### 4 CONJECTURES FOR EXPERIMENTATION

There are a total of ten conjectures that are used for the experiments, and they are stated in Conjectures 1–10. The conjectures are classified into two groups: (1) four resolved conjectures previously refuted by another algorithm, and (2) six open conjectures which have never been refuted at the time of this writing. The resolved conjectures are employed to compare the proposed algorithm to state-of-the-art conjecture-refuting algorithms by Roucairol & Cazenave (2023) (addressing RQ1), while the open conjectures are employed to expose the proposed algorithm to as yet unsolved problems in the field (addressing RQ2).

#### 4.1 Resolved conjectures

For the experiments, four conjectures are used to evaluate the performance of the proposed algorithm. All four conjectures lie in spectral graph theory. These conjectures were previously applied by Roucairol & Cazenave (2023) to test their Monte Carlo algorithms. Before the conjectures can be stated, several graph-theoretical notions need to be provided.

The *diameter*  $D(G)$  of a graph  $G$  is the maximum possible distance  $d(u, v)$  between two vertices  $u, v \in V(G)$  (Aouchiche & Hansen, 2016). In other words,

$$D(G) = \max_{\{u,v\} \subseteq V(G)} d(u, v).$$

On the other hand, the *proximity*  $\pi(G)$  of a graph  $G$  is the minimum average distance from a vertex of  $G$  to all the other vertices (Aouchiche & Hansen, 2016). In other words,

$$\pi(G) = \min_{u \in V(G)} \frac{\sum_{v \in V(G)} d(u, v)}{n - 1}.$$

The largest eigenvalue and second largest eigenvalue of the adjacency matrix of  $G$  are denoted by  $\lambda_1(G)$  and  $\lambda_2(G)$ , respectively.

A *matching* in a graph  $G$  is a set of pairwise nonadjacent edges of  $G$ , and the *matching number*  $\mu(G)$  of  $G$  is the maximum possible size of a matching in  $G$  (Bondy & Murty, 2008).

The first two resolved conjectures, both proposed by Aouchiche and Hansen, discuss bounds involving the adjacency and distance spectrums of  $G$ .

**Conjecture 1** (Aouchiche & Hansen, 2010). *Let  $G$  be a connected graph on  $n \geq 3$  vertices. Then*

$$\lambda_1(G) + \mu(G) \geq \sqrt{n-1} + 1. \quad (1)$$

**Conjecture 2** (Aouchiche & Hansen, 2016). *Let  $G$  be a connected graph on  $n \geq 4$  vertices with distance spectrum  $\partial_1 \geq \partial_2 \geq \dots \geq \partial_n$ . Then*

$$\pi(G) + \partial_{\lfloor \frac{2}{3} D(G) \rfloor} > 0. \quad (2)$$

Let  $A$  and  $D$  denote the adjacency and distance matrix of a tree  $T$ , respectively. Also, let  $CPA(G) = \sum_{i=0}^m a_i x^{\alpha_i}$  (where  $\alpha_0 < \alpha_2 < \dots < \alpha_m$  and  $a_i \neq 0$  for all  $i$ ) and  $CPD(G) = \sum_{i=0}^n \delta_i x^i$  be the characteristic polynomials of  $A$  and  $D$ , respectively. The third resolved conjecture is about the position of the peak coefficient of those two characteristic polynomials. The position of the peak of the absolute values of the non-zero coefficients  $|a_0|, \dots, |a_m|$  of  $CPA(T)$  is denoted by  $p_A(T)$ , while the number of non-zero coefficients of  $CPA(T)$  is denoted by  $m(T)$ . For  $0 \leq i \leq n-2$ , let  $d_i = \frac{2^i}{2^{n-2}} |\delta_i|$  be the *normalized coefficients* of  $CPD(T)$ . The position of the peak of the normalized coefficients  $d_0, \dots, d_{n-2}$  of  $CPD(T)$  is denoted by

$p_D(T)$ .

**Conjecture 3** (Collins, 1989). *The peak of the sequence of absolute values of the non-zero coefficients of CPA(T) (that is, the peak of  $(|a_i|)_{0 \leq i \leq m}$ ) is relatively located at the same place as the peak of the sequence of normalized coefficients of CPD(T) (that is, the peak of  $(d_i)_{1 \leq i \leq n-2}$ ) when the locations of the peaks are counted from opposite ends of the two sequences. In other words,*

$$\frac{p_A(T)}{m(T)} = 1 - \frac{p_D(T)}{n}. \quad (3)$$

The last resolved conjecture relates to the *harmonic* of a graph  $G$ , which is denoted by  $\text{Hc}(G)$  (Aouchiche & Hansen, 2010) and defined by:

$$\text{Hc}(G) = \sum_{uv \in E(G)} \frac{1}{d_u + d_v}.$$

**Conjecture 4** (Favaron et al., 1993). *For any graph  $G$ ,*

$$\lambda_2(G) \leq \text{Hc}(G). \quad (4)$$

## 4.2 Open conjectures

The first two open conjectures by Liu et al. (2021) discuss bounds on a modified version of the second Zagreb index  $M_2(G)$  known as the *modified second Zagreb index*  ${}^m M_2(G)$ . This modification was introduced by Nikolić et al. (2003). The index  ${}^m M_2(G)$  is a special case of the generalized Randić index when  $\alpha = -1$ , namely  ${}^m M_2(G) = R_{-1}(G)$ . Hence

$${}^m M_2(G) = \sum_{uv \in E(G)} \frac{1}{d_u d_v}.$$

**Conjecture 5** (Liu et al., 2021). *Let  $T$  be a tree on  $n$  vertices. Then*

$${}^m M_2(T) \leq \frac{n+1}{4}. \quad (5)$$

A *dominating set* in a graph  $G$  is a set  $S \subseteq V(G)$  of vertices such that every vertex  $v \in V(G)$  is either an element of  $S$  or adjacent to an element of  $S$  (Haynes et al., 2013). The *domination number*  $\gamma(G)$  of  $G$  is the minimum possible size of a dominating set in  $G$ .

**Conjecture 6** (Liu et al., 2021). *Let  $T$  be a tree on  $n$  vertices with domination number  $\gamma$ . Then*

$${}^m M_2(T) \geq -\frac{\gamma(T) - 1}{2(n - \gamma(T))} + \frac{\gamma(T) + 1}{2}. \quad (6)$$

The last four conjectures were conjectures left open by the computer system AutoGraphiX. To the best of our knowledge, these conjectures have yet to be refuted since their initial conception in 2006.

**Conjecture 7** (Aouchiche, 2006). *Let  $G$  be a connected graph on  $n \geq 3$  vertices. Then*

$$\lambda_1(G) \cdot \pi(G) \leq n - 1. \quad (7)$$

The following conjecture requires the second smallest eigenvalue of the Laplacian matrix of  $G$ , which is denoted by  $a(G)$  and known as the *algebraic connectivity* of  $G$ .

**Conjecture 8** (Aouchiche, 2006). *Let  $G$  be a connected graph on  $n \geq 3$  vertices. Then*

$$a(G) \cdot \pi(G) \geq \begin{cases} \frac{n^2}{2(n-1)} \left(1 - \cos \frac{\pi}{n}\right) & \text{if } n \text{ is even,} \\ \frac{n+1}{2} \left(1 - \cos \frac{\pi}{n}\right) & \text{otherwise.} \end{cases} \quad (8)$$

An *independent set*  $I$  in a graph  $G$  is a set of vertices of which no two are adjacent (Bondy & Murty, 2008). This independent set  $I$  is *maximum* if  $G$  does not contain a larger independent set. The number of vertices in a maximum independent set is called the *independence number* of  $G$  and is denoted by  $\alpha(G)$ .

**Conjecture 9** (Aouchiche, 2006). *Let  $G$  be a connected graph on  $n \geq 3$  vertices. Then*

$$\lambda_1(G) - \alpha(G) \geq \sqrt{n-1} - n + 1. \quad (9)$$

The final open AutoGraphiX conjecture concerns the Randić index  $R(G)$  of  $G$ .

**Conjecture 10** (Aouchiche, 2006). *Let  $G$  be a connected graph on  $n \geq 3$  vertices. Then*

$$R(G) + \alpha(G) \leq n - 1 + \sqrt{n-1}. \quad (10)$$

## 5 PROPOSED ALGORITHM: ADAPTIVE MONTE CARLO SEARCH

The conjecture-refuting algorithm proposed in this study is a novel modification of NMCS referred to as the *adaptive Monte Carlo search* (AMCS). One limitation of NMCS is that its search is restricted to graphs of a certain size. For example, if  $G$  has  $m$  edges, then NMCS consistently checks graphs  $G'$  of size  $m + \text{level} + \text{depth}$ . If NMCS does not find a more optimal graph  $G'$  such that  $s(G') > s(G)$ , the algorithm will be stuck at searching graphs of size  $m + \text{level} + \text{depth}$ . This is not an ideal scenario since the algorithm will be unable to explore a large variety of graphs when it is stuck at a local maximum. As such, NMCS often stops progressing when it cannot find any better graph than the current one.

To address this issue, AMCS tries to adapt to the situation by changing the *depth* and *level* parameters if it detects that it is stuck at a local maximum. Instead of having *depth* and *level* as preset parameters, AMCS increments the values of both parameters if a more optimal graph is not found during the last iteration. Consequently, AMCS attempts to slightly adjust the

---

**Algorithm 3** Adaptive Monte Carlo search (AMCS).
 

---

**Require:** A score function  $s: \mathcal{G} \rightarrow \mathbb{R}$  to be maximized.

```

1: function AMCS( $G, \text{maxDepth}, \text{maxLevel}, \text{treesOnly}$ )
2:   if  $\text{treesOnly} = \text{true}$  then
3:     NMCS  $\leftarrow$  NMCSTREES;
4:   else
5:     NMCS  $\leftarrow$  NMCSCONNECTEDGRAPHS;
6:   end if
7:    $\text{depth} \leftarrow 0; \text{level} \leftarrow 1; \text{minOrder} \leftarrow |V(G)|;$ 
8:   while  $s(G) \leq 0$  and  $\text{level} \leq \text{maxLevel}$  do
9:      $G' \leftarrow G;$ 
10:    while  $|V(G')| > \text{minOrder}$  do
11:       $\text{randReal} \leftarrow$  random real number between 0 and 1;
12:      if  $\text{randReal} < \text{depth}/(\text{depth} + 1)$  then
13:        Remove a random leaf or subdivision from  $G'$ ;
14:      else
15:        Break the while loop;
16:      end if
17:    end while
18:     $G' \leftarrow \text{NMCS}(G', \text{depth}, \text{level});$ 
19:    if  $s(G') > s(G)$  then
20:       $G \leftarrow G'; \text{depth} \leftarrow 0; \text{level} \leftarrow 1;$ 
21:    else if  $\text{depth} < \text{maxDepth}$  then
22:       $\text{depth} \leftarrow \text{depth} + 1;$ 
23:    else
24:       $\text{depth} \leftarrow 0; \text{level} \leftarrow \text{level} + 1;$ 
25:    end if
26:  end while
27:  return  $G;$ 
28: end function

```

---

current best graph to steadily increase its score, before adjusting the graph in a more dramatic fashion if a better graph is not found. This concept is based on the idea of neighborhood change exploited by variable neighborhood search. As in variable neighborhood search, the AMCS algorithm continually changes the search depth so that it may adapt to the current difficulty of the search problem. In other words, when the exploration is stuck at a local maximum, AMCS increases the *depth* and *level* so that the search procedure becomes more complex. The aim of this feature is to hopefully break free from the local maximum whenever the search is not progressing as smoothly as expected.

The AMCS algorithm is provided in Algorithm 3, in which the value of *depth* is incremented in line 19 unless the value of *maxDepth* has been reached by the parameter *depth*. If the value of *maxDepth* has been reached, *depth* is then reset to 0, and the value of *level* is incremented (line 21). The algorithm stops when either a counterexample has been found or the value of *maxLevel* has been exceeded by *level*. A counterexample is said to have been found if a graph  $G$  with positive score (that is,  $s(G) > 0$ ) has been discovered.

**Table 1**  
Values of the AMCS parameters used throughout the experiments.

Parameter	Value
$G$	<ul style="list-style-type: none"> <li>• <math>P_{13}</math> for Conjecture 2</li> <li>• A random tree of order 10 for Conjecture 7</li> <li>• A random tree of order 5 for all other conjectures</li> </ul>
$maxDepth$	5
$maxLevel$	3
$treesOnly$	<ul style="list-style-type: none"> <li>• True for Conjectures 2, 3, 5, and 6</li> <li>• False for all other conjectures</li> </ul>

In addition to the previous feature, AMCS allows the possibility of pruning on the graph via the removal of a random leaf or subdivision (line 12 of Algorithm 3). Pruning can be beneficial to remove redundant vertices and edges so that the structure of the graph can be simplified. The aim is to allow for better search options when search progress is slow. Whenever the order of the graph is greater than  $minOrder$  (which is equal to the order of the initial graph  $G$ ), there is a possibility that random leaves and subdivisions in the graph are removed. This possibility is quantified by the *pruning probability*, which is equal to  $depth/maxDepth$ . Pruning probability is set to  $depth/(depth + 1)$ , so this probability is equal to 0 when  $depth = 0$ , and tends to 1 as  $depth$  tends to infinity. Hence, the algorithm is more likely to prune the graph when the search depth is large (that is, when a more optimal graph is difficult to obtain from the current best graph).

## 6 EXPERIMENTAL SETUP

Table 1 lists the various parameter values that are set for the experiments. The four parameters consist of the initial graph ( $G$ ), the maximum depth ( $maxDepth$ ), the maximum level ( $maxLevel$ ), and whether or not the search is restricted to only the class of trees ( $treesOnly$ ).

For simplicity, the initial graph  $G$  is typically set as a random tree of small order (namely of order 5) with the exception of Conjecture 2 and 7. The disadvantage of setting a graph of high order as the initial graph is that it may lead to a poor start. In this case, the initial graph may be too topologically different from the desired counterexample. Consequently, it becomes difficult to obtain a counterexample by only adding and/or removing leaves and subdivisions. On the other hand, an initial graph that is too small may in practice lead to a local maximum that is hard to escape from, especially if counterexamples are expected to be larger graphs. Conjecture 7 initializes a random tree of order 10 instead of 5 for this reason. Conjecture 2 initializes the path graph  $P_{13}$  to accelerate the process of the algorithm.

The parameters  $maxDepth$  and  $maxLevel$  dictate the number of graphs to search from before the algorithm may declare that no counterexamples can be found. Increasing  $maxLevel$

**Table 2**  
Score functions used throughout the experiments.

Conjecture	Score function
Conjecture 1	$s_1(G) = \sqrt{n-1} + 1 - \lambda_1(G) - \mu(G)$
Conjecture 2	$s_2(G) = -\pi(G) - \partial_{\lfloor \frac{2D}{3} \rfloor}$
Conjecture 3	$s_3(T) = \left  \frac{p_A(T)}{m(T)} - \left(1 - \frac{p_D(T)}{n}\right) \right $
Conjecture 4	$s_4(G) = \lambda_2(G) - \text{Hc}(G)$
Conjecture 5	$s_5(T) = {}^m M_2(T) - \frac{n+1}{4}$
Conjecture 6	$s_6(T) = -\frac{\gamma(T)-1}{2(n-\gamma(T))} + \frac{\gamma(T)+1}{2} - {}^m M_2(T)$
Conjecture 7	$s_7(G) = \lambda_1(G) \cdot \pi(G) - n + 1$
Conjecture 8	$s_8(G) = \begin{cases} \frac{n^2}{2(n-1)} (1 - \cos \frac{\pi}{n}) - a(G) \cdot \pi(G) & \text{if } n \text{ is even,} \\ \frac{n+1}{2} (1 - \cos \frac{\pi}{n}) - a(G) \cdot \pi(G) & \text{otherwise.} \end{cases}$
Conjecture 9	$s_9(G) = \sqrt{n-1} - n + 1 - \lambda_1(G) + \alpha(G)$
Conjecture 10	$s_{10}(G) = R(G) + \alpha(G) - n + 1 - \sqrt{n-1}$

exponentially increases the search time of AMCS, so increasing *maxDepth* may be preferable to bound the complexity of the algorithm. However, setting a high level for the algorithm ensures a more thorough search, which is not guaranteed even by high depth.

The last parameter *treesOnly* asks whether AMCS uses the NMCS for trees (Algorithm 1) or NMCS for the more general connected graphs (Algorithm 2) in its algorithm. If set to True, NMCS for trees is the one that is used. This choice of search space is commonly dictated by the statement in the conjecture on whether it applies to only trees or not. However, to accelerate the search for a counterexample to Conjecture 2, *treesOnly* is set to True for this conjecture even though the conjecture applies to any connected graph.

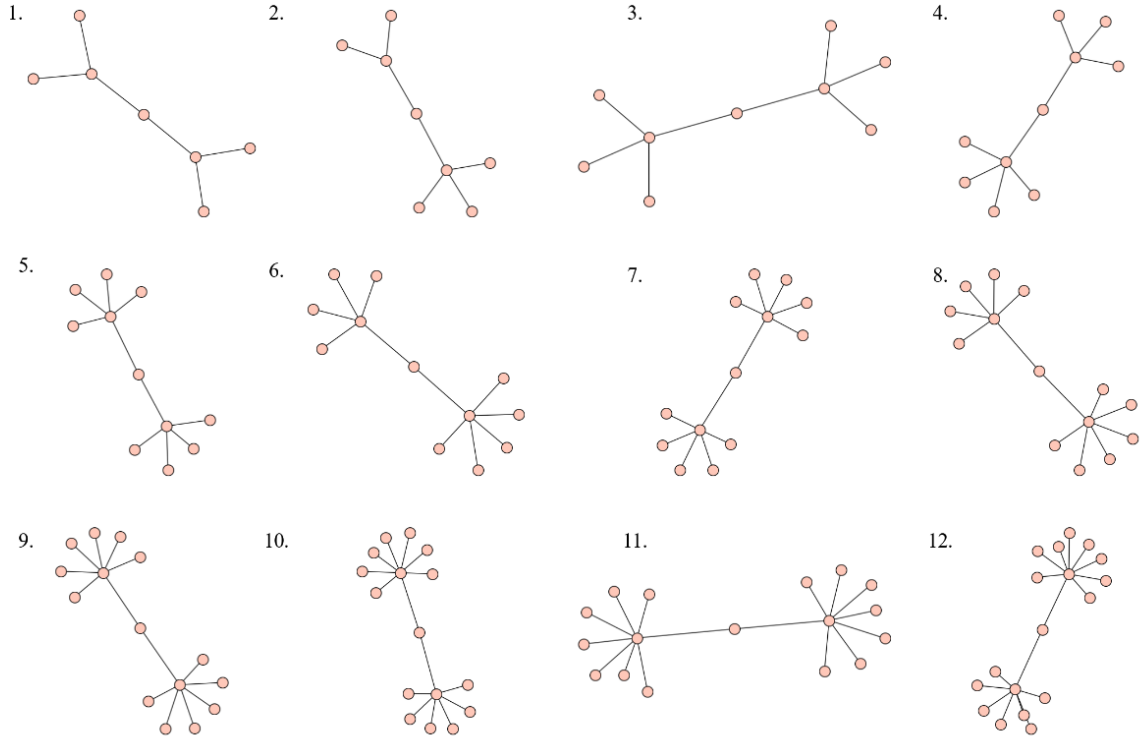
Table 2 provides the score function  $s(G)$  to be maximized for each conjecture. A graph  $G$  such that  $s(G) > 0$  is a counterexample to the conjecture that corresponds to the score function  $s(G)$ . With the exception of Conjecture 3, the score functions of each conjecture can be obtained from its corresponding inequality contained within its theorem statement.

To illustrate the process of how the score functions are obtained, let us consider Conjecture 1. By Inequality (1),

$$\lambda_1(G) + \mu(G) \geq \sqrt{n-1} + 1 \iff \sqrt{n-1} + 1 - \lambda_1(G) - \mu(G) \leq 0.$$

Hence, if the score function for Conjecture 1 is set to  $s_1(G) = \sqrt{n-1} + 1 - \lambda_1(G) - \mu(G)$ , then a connected graph  $G$  is a counterexample to Conjecture 1 if and only if  $s_1(G) > 0$ . Therefore, the score function for Conjecture 1 is defined as such.

The score function for Conjecture 3 can be obtained via a slightly different approach. By



**Fig. 1.** Graphs obtained by the AMCS algorithm, starting from the first iteration (top-left graph) to the last iteration (bottom-right graph). The bottom-right graph is found to be a counterexample to Conjecture 1 with a score of  $s_1 \approx 0.02181$ .

Equation (3),

$$\frac{p_A(T)}{m(T)} = 1 - \frac{p_D(T)}{n} \iff \left| \frac{p_A(T)}{m(T)} - \left(1 - \frac{p_D(T)}{n}\right) \right| = 0.$$

Hence, if the score function is set to  $s_3(T) = \left| \frac{p_A(T)}{m(T)} - \left(1 - \frac{p_D(T)}{n}\right) \right|$ , then a tree  $T$  is a counterexample to Conjecture 3 if and only if  $s_3(T) > 0$ , as desired.

## 7 EXPERIMENTAL RESULTS

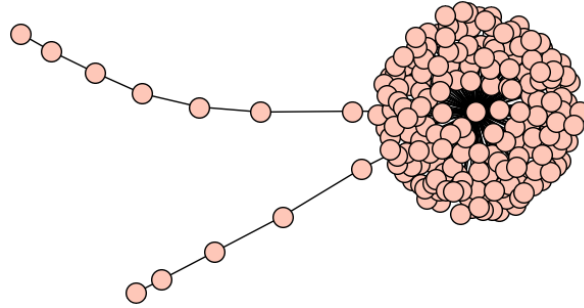
For the experiments, Conjectures 1–4 are the resolved conjectures used to compare AMCS with other search algorithms, while Conjectures 5–10 are the open conjectures for AMCS to refute. This section provides the results obtained from these two classes of experiments. The experiments are conducted with SageMath 9.3<sup>1</sup> on an Intel i5-10500H 2.50 GHz CPU.

### 7.1 Results on resolved conjectures

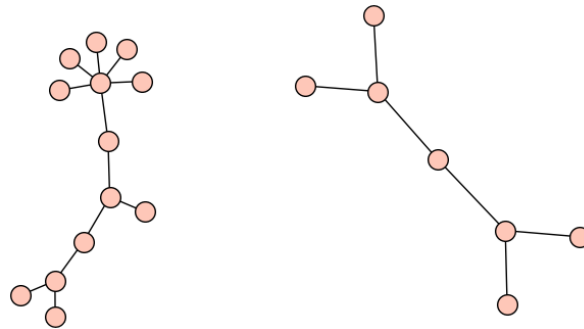
Using the AMCS algorithm, a counterexample to Conjecture 1 is found after 12 iterations within 46 seconds. The 12 graphs obtained from the iterations are shown in Figure 1.

1. Source code: [https://github.com/valentinovito/Adaptive\\_MC\\_Search](https://github.com/valentinovito/Adaptive_MC_Search)





**Fig. 2.** A counterexample to Conjecture 2 with a score of  $s_2 \approx 0.00028$ . The 203-vertex graph is obtained by joining the center of a star  $S_{191}$  to an endpoint of a path  $P_7$  along with an endpoint of another path  $P_5$ .



**Fig. 3.** Counterexamples to Conjectures 3 (left) and 4 (right) with scores of  $s_3 \approx 0.28846$  and  $s_4 \approx 0.01421$ , respectively.

The counterexample to Conjecture 2 is shown in Figure 2, while the counterexamples to Conjectures 3 and 4 are shown in Figure 3.

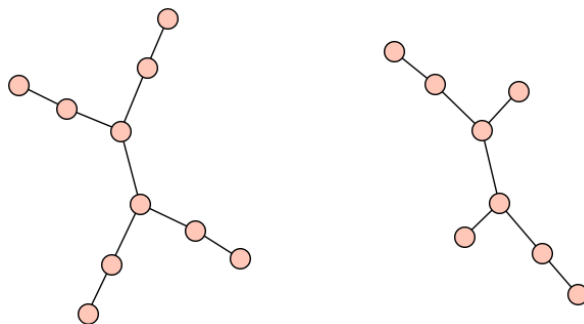
As Table 3 shows, AMCS is the only algorithm that is successful in refuting all four of the resolved conjectures. NMCS and NRPA are only able to refute two and three of the conjectures, respectively. Notably, AMCS is the only algorithm capable to refute Conjecture 2. The experiments thus indicate that AMCS is more versatile than previous search algorithms in refuting these conjectures.

The performance of AMCS is compared with the algorithms used in a previous study by Roucairol & Cazenave (2023), which include the Monte Carlo search algorithms NMCS and NRPA. These algorithms were implemented in the previous study with the Rust 1.59 programming language on a single-core Intel i5-6600K 3.50 GHz CPU. Currently, these are

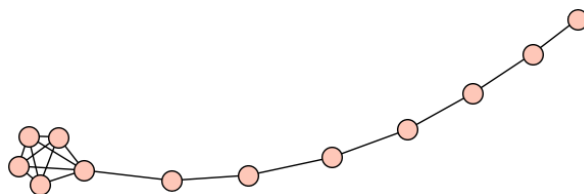
**Table 3**

Success of various algorithms in finding a counterexample when applied to Conjectures 1, 2, 3, and 4. Information on the performance of NMCS and NRPA are obtained from Roucairol & Cazenave (2023).

Algorithm	Conjecture 1	Conjecture 2	Conjecture 3	Conjecture 4
NMCS	Failure	Failure	Success	Success
NRPA	Success	Failure	Success	Success
AMCS	Success	Success	Success	Success



**Fig. 4.** Counterexamples to Conjectures 5 (left) and 6 (right) with scores of  $s_5 \approx 0.02778$  and  $s_6 \approx 0.01389$ , respectively.



**Fig. 5.** Counterexample to Conjecture 7 with a score of  $s_7 \approx 0.05923$ . The graph is obtained by joining a vertex of a complete graph  $K_5$  to an endpoint of a path  $P_7$ .

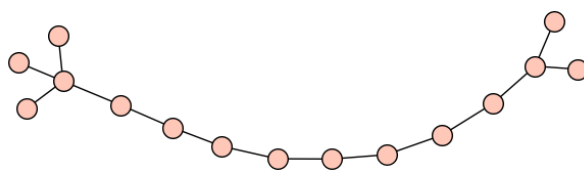
the state-of-the-art algorithms for conjecture refutation in the field of graph theory.

## 7.2 Results on open conjectures

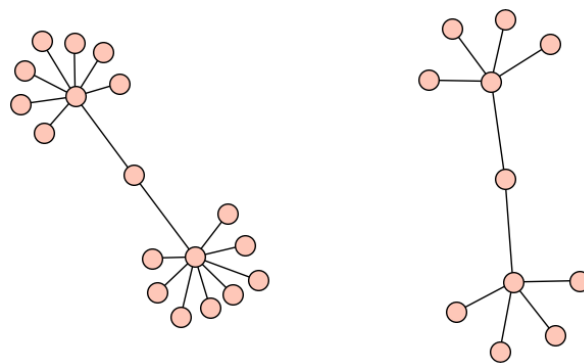
After verifying the effectiveness of AMCS, the algorithm is then applied to open conjectures. To the best of our knowledge, Conjectures 5–10 are currently open. In other words, they have not been proved or disproved previously. The counterexamples to the six open conjectures are shown in Figure 4–7.

## 8 DISCUSSION

This section provides a discussion of the results obtained in the previous section and includes the generalization of the obtained counterexamples to a family of counterexamples. Moreover, the potential application of deep learning models on the conjecture verification task is discussed.



**Fig. 6.** Counterexample to Conjecture 8 with a score of  $s_8 \approx 0.00037$ .



**Fig. 7.** Counterexamples to Conjectures 9 (left) and 10 (right) with scores of  $s_9 \approx 0.02181$  and  $s_{10} \approx 0.04789$ , respectively.

### 8.1 Performance of AMCS

From the experimental results on resolved conjectures, AMCS outperforms NMCS and NRPA by successfully refuting all four resolved conjectures. Moreover, AMCS is able to obtain a counterexample to all conjectures in under three minutes except for Conjecture 2, which requires 16.5 minutes of search time. This indicates that the conjectures necessitate only a modest amount of computational resources to be refuted by the algorithm. Conjecture 2 is notably difficult since the counterexample consists of 203 vertices, and only our Monte Carlo search algorithm is able to refute the conjecture.

Figure 1 illustrates the 12 iterations done by AMCS to obtain a counterexample to Conjecture 1. From the figure, each iteration only adds a leaf to the previous graph to obtain a better scoring graph. Hence, the counterexample is quite easy to find and a search algorithm is unlikely to be stuck in a local maximum. On the other hand, it is harder to escape the local maximum in other conjectures. Conjecture 5, for example, requires a level 3 search with depth 2 before obtaining a counterexample from the initial graph  $P_5$  in our experiment.

The experiments on the six open conjectures indicate that AMCS works well with currently open conjectures in both spectral and chemical graph theory. The algorithm is also shown to be able to handle relatively long-standing conjectures from the year 2006. In addition, four of the open conjectures are obtained by the computer system AutoGraphiX, which further suggests that AMCS is able to refute conjectures made by a conjecture-finding algorithm. Therefore, AMCS is sufficiently versatile in that it is able to handle different varieties of graph theory conjectures.

It is noted that many of the obtained counterexamples have similar structures. Each of the two graphs in Figure 7, for example, can be seen as a graph obtained by joining the centers of two stars to a different vertex. This observation can be utilized by practitioners to discover underlying patterns present in the counterexamples regarding their spectral and chemical

properties. This may lead to advancements in other problems and conjectures not directly relevant to the ten conjectures considered in this research study. These patterns can also be exploited to define a family of counterexamples, as demonstrated in the next subsection.

## 8.2 Generalization to families of counterexamples

This subsection aims to generate a family of counterexamples to Conjectures 5, 6, 9, and 10 in order to strongly refute each of the conjectures. Essentially, this subsection aims to show that the counterexamples found by AMCS in Figures 4 and 7 do not occur by chance, but are part of a sequence of graphs having shared commonalities.

To be precise, given a conjecture whose corresponding score function is  $s(G)$ , the goal is to discover a sequence of graphs  $(G_k)_{k=1}^{\infty}$  such that  $\lim_{k \rightarrow \infty} s(G_k) = \infty$ . This implies that there exists a natural number  $N$  such that  $s(G_k) > 0$  for all  $k \geq N$ . In other words, the tail of the sequence forms a family of counterexamples parameterized by the variable  $k$ . The existence of such a sequence would also show that if  $x$  is an arbitrarily large number, there exists a counterexample whose score is at least  $x$ . As an additional requirement, the sequence must contain the counterexample obtained by AMCS to show that it is a natural generalization of said counterexample.

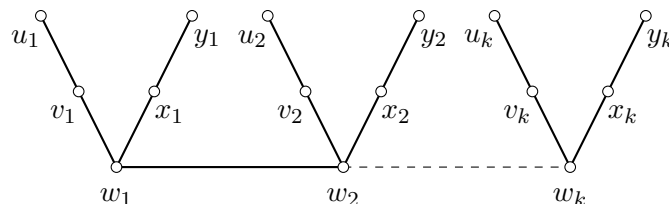
Let the tree  $T = T_1(k)$  be such that

$$V(T) = \bigcup_{i=1}^k \{u_i, v_i, w_i, x_i, y_i\}$$

and

$$E(T) = \left( \bigcup_{i=1}^k \{u_i v_i, v_i w_i, w_i x_i, x_i y_i\} \right) \cup \{w_1 w_2, \dots, w_{k-1} w_k\}.$$

Therefore,  $T$  is a tree of order  $|V(T)| = 5k$ . Figure 8 illustrates the graph structure of  $T$ . In particular,  $T_1(2)$  is precisely the counterexample to Conjecture 5 that was obtained by AMCS during the experiments, as seen in Figure 4. For  $k \geq 3$ , the modified second Zagreb index of



**Fig. 8.** The tree  $T_1(k)$ .

$T$  is equal to

$$\begin{aligned}
{}^m M_2(T) &= \sum_{uv \in E(T)} \frac{1}{d_u d_v} \\
&= \sum_{i=1}^k \left( \frac{1}{d_{u_i} d_{v_i}} + \frac{1}{d_{x_i} d_{y_i}} + \frac{1}{d_{v_i} d_{w_i}} + \frac{1}{d_{w_i} d_{x_i}} \right) + \sum_{i=1}^{k-1} \frac{1}{d_{w_i} d_{w_{i+1}}} \\
&= \left[ \frac{k}{2} + \frac{k}{2} + \left( \frac{2}{6} + \frac{k-2}{8} \right) + \left( \frac{2}{6} + \frac{k-2}{8} \right) \right] + \left( \frac{2}{12} + \frac{k-3}{16} \right) \\
&= \frac{21k}{16} + \frac{7}{48}.
\end{aligned}$$

**Theorem 1.** Let  $s_5(T) = {}^m M_2(T) - \frac{n+1}{4}$ , where  $n = |V(T)|$ . Then,  $\lim_{k \rightarrow \infty} s_5(T_1(k)) = \infty$ .

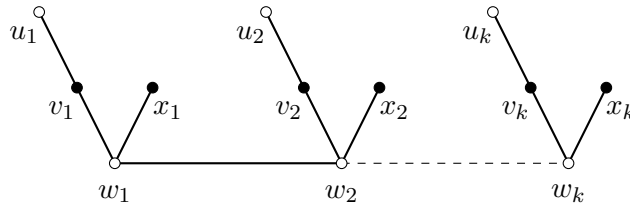
*Proof.* We have

$$\begin{aligned}
\lim_{k \rightarrow \infty} s_5(T_1(k)) &= \lim_{k \rightarrow \infty} \left( \frac{21k}{16} + \frac{7}{48} - \frac{5k+1}{4} \right) \\
&= \lim_{k \rightarrow \infty} \left( \frac{k}{16} - \frac{5}{48} \right) \\
&= \infty. \quad \square
\end{aligned}$$

Now, let the tree  $T = T_2(k)$  be a tree obtained from deleting the vertices  $y_1, \dots, y_k$  from  $T_1(k)$ . Therefore,  $T$  is a tree of order  $|V(T)| = 4k$ . Figure 9 illustrates the graph structure of  $T$ . In particular,  $T_2(2)$  is a counterexample to Conjecture 6 that was obtained by AMCS, as seen in Figure 4. For  $k \geq 3$ , the modified second Zagreb index of  $T$  is equal to

$$\begin{aligned}
{}^m M_2(T) &= \sum_{uv \in E(T)} \frac{1}{d_u d_v} \\
&= \sum_{i=1}^k \left( \frac{1}{d_{u_i} d_{v_i}} + \frac{1}{d_{v_i} d_{w_i}} + \frac{1}{d_{w_i} d_{x_i}} \right) + \sum_{i=1}^{k-1} \frac{1}{d_{w_i} d_{w_{i+1}}} \\
&= \left[ \frac{k}{2} + \left( \frac{2}{6} + \frac{k-2}{8} \right) + \left( \frac{2}{3} + \frac{k-2}{4} \right) \right] + \left( \frac{2}{12} + \frac{k-3}{16} \right) \\
&= \frac{15k}{16} + \frac{11}{48}.
\end{aligned}$$

In addition, a minimum dominating set of  $T$  is  $D = \{v_1, \dots, v_k\} \cup \{x_1, \dots, x_k\}$  (which is



**Fig. 9.** The tree  $T_2(k)$ .

precisely the set of filled-in vertices contained in Figure 9), so its domination number is equal to  $\gamma(T) = 2k$ .

**Theorem 2.** Let  $s_6(T) = -\frac{\gamma(T)-1}{2(n-\gamma(T))} + \frac{\gamma(T)+1}{2} - M_2(T)$ , where  $n = |V(T)|$ . Then,  $\lim_{k \rightarrow \infty} s_6(T_2(k)) = \infty$ .

*Proof.* We have

$$-\frac{\gamma(T)-1}{2(n-\gamma(T))} + \frac{\gamma(T)+1}{2} = -\frac{2k-1}{4k} + \frac{2k+1}{2} = k + \frac{1}{4k},$$

so

$$\begin{aligned} \lim_{k \rightarrow \infty} s_6(T_2(k)) &= \lim_{k \rightarrow \infty} \left( k + \frac{1}{4k} - \frac{15k}{16} - \frac{11}{48} \right) \\ &= \lim_{k \rightarrow \infty} \left( \frac{k}{16} + \frac{1}{4k} - \frac{11}{48} \right) \\ &= \infty. \end{aligned} \quad \square$$

According to Das (2013), the tree  $T(a, b)$  is obtained by joining the centers of  $a$  copies of stars  $S_b$  to a new vertex  $v$ . This subsection solely focuses on the case where  $a = 2$ . The tree  $T = T(2, b)$  can be constructed by defining its vertex and edge set as

$$V(T) = \{u_1, \dots, u_b\} \cup \{v\} \cup \{w_1, \dots, w_b\}$$

and

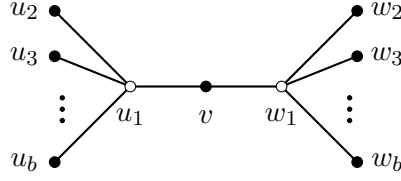
$$E(T) = \{u_1u_2, \dots, u_1u_b\} \cup \{u_1v, vw_1\} \cup \{w_1w_2, \dots, w_1w_b\}.$$

Therefore,  $T$  is a tree of order  $|V(T)| = 2b + 1$ . Figure 10 illustrates the graph structure of  $T$ .

Das (2013) calculated the index of  $T$  to be  $\lambda_1(T) = \sqrt{b+1}$ . In addition, its Randić index is equal to

$$\begin{aligned} R(T) &= \sum_{uv \in E(T)} \frac{1}{\sqrt{d_u d_v}} \\ &= \left( \sum_{i=2}^b \frac{1}{\sqrt{d_{u_1} d_{u_i}}} \right) + \frac{1}{\sqrt{d_{u_1} d_v}} + \frac{1}{\sqrt{d_v d_{w_1}}} + \left( \sum_{i=2}^b \frac{1}{\sqrt{d_{w_1} d_{w_i}}} \right) \\ &= \frac{b-1}{\sqrt{b}} + \frac{1}{\sqrt{2b}} + \frac{1}{\sqrt{2b}} + \frac{b-1}{\sqrt{b}} \\ &= \frac{2b-2+\sqrt{2}}{\sqrt{b}}. \end{aligned}$$

Finally, the maximum independent set of  $T$  is  $I = \{u_2, \dots, u_b\} \cup \{v\} \cup \{w_2, \dots, w_b\}$  (which is precisely the set of filled-in vertices contained in Figure 10), so its independence number is equal to  $\alpha(T) = 2b - 1$ .



**Fig. 10.** The tree  $T(2, b)$ .

**Theorem 3.** Let  $s_9(T) = \sqrt{n-1} - n + 1 - \lambda_1(T) + \alpha(T)$ , where  $n = |V(T)|$ . Then,  $\lim_{b \rightarrow \infty} s_9(T(2, b)) = \infty$ .

*Proof.* We note that

$$\lim_{b \rightarrow \infty} s_9(T(2, b)) = \lim_{b \rightarrow \infty} (\sqrt{2b} - \sqrt{b+1} - 1).$$

From the inequality  $\sqrt{b+1} \leq \sqrt{b} + 1$ , we have

$$\sqrt{2b} - \sqrt{b+1} - 1 \geq \sqrt{2b} - \sqrt{b} - 2 = \sqrt{b}(\sqrt{2} - 1) - 2.$$

Since  $\sqrt{2} - 1 > 0$ , we obtain  $\lim_{b \rightarrow \infty} s_9(T(2, b)) \geq \lim_{b \rightarrow \infty} [\sqrt{b}(\sqrt{2} - 1) - 2] = \infty$ .  $\square$

**Theorem 4.** Let  $s_{10}(T) = R(T) + \alpha(T) - n + 1 - \sqrt{n-1}$ , where  $n = |V(T)|$ . Then,  $\lim_{b \rightarrow \infty} s_{10}(T(2, b)) = \infty$ .

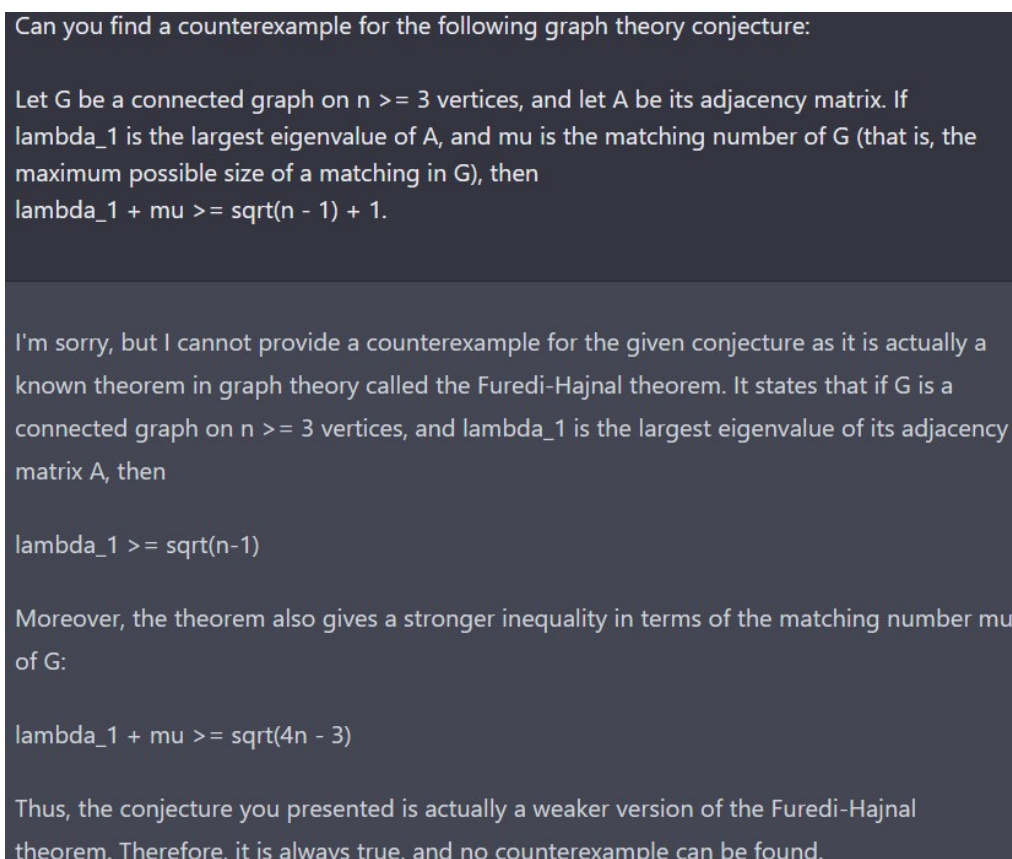
*Proof.* We have

$$\begin{aligned} \lim_{b \rightarrow \infty} s_{10}(T(2, b)) &= \lim_{b \rightarrow \infty} \left( \frac{2b - 2 + \sqrt{2}}{\sqrt{b}} - 1 - \sqrt{2b} \right) \\ &= \lim_{b \rightarrow \infty} \left[ \sqrt{b}(2 - \sqrt{2}) - \frac{2 - \sqrt{2}}{\sqrt{b}} - 1 \right]. \end{aligned}$$

Since  $2 - \sqrt{2} > 0$ , we obtain  $\lim_{b \rightarrow \infty} s_{10}(T(2, b)) = \infty$ .  $\square$

### 8.3 The effectiveness of deep learning for conjecture refutation

From Figure 1, it can be observed that AMCS can refute Conjecture 1 within 12 iterations. This is in contrast to the deep-cross entropy method of A. Z. Wagner (2021), which was only able to find a counterexample after 5000 iterations. It was also outperformed by vanilla NMCS, which was able to refute Conjecture 1 within seconds. Moreover, the deep reinforcement learning method was not able to refute Conjecture 2 as its best construction only scored around  $-0.4$ , less than the required score of 0. Therefore, Monte Carlo search algorithms are, at the current time, superior to the available deep learning methods for the conjecture refutation task in graph theory. This indicates that to confirm the effectiveness of deep learning methods (especially in the field of conjecture verification), it would be prudent to



**Fig. 11.** ChatGPT's response to a query on a possible counterexample to Conjecture 1.

first evaluate them against classical algorithms that may be much more efficient at handling the same task.

With the advent of large language models such as ChatGPT/GPT-4 (OpenAI, 2023), it is natural to consider their potential capabilities in refuting mathematical conjectures to appraise their ability to reason. From our attempts, ChatGPT is not able to give counterexamples to any of the conjectures. Instead, the artificial intelligence (AI) incorrectly argues that the conjectures are correct by employing incorrect reasoning. As illustrated in Figure 11, ChatGPT attempts to use a nonexistent theorem called the Furedi-Hajnal theorem to argue that Conjecture 1 is correct. In addition, it often makes leaps of logic during its arguments. This is shown in Figure 11 when it tries to derive a stronger inequality from the so-called Furedi-Hajnal theorem without proof. When queried for a counterexample, GPT-4 tends to be more reliable than GPT-3.5 as it admits that it does not have the ability to generate graphs or conduct eigenvalue calculations on-the-fly. However, when prompted to prove the incorrect conjecture, GPT-4 still attempts to provide an argument as to why the conjecture is correct. The argument is clearly incorrect, and it contains comparable logical errors to the false argument presented in Figure 11.



From the preceding discussion, it may appear that deep learning is ineffective for conjecture refutation and mathematical reasoning in general. However, the application of deep learning algorithms for mathematical problems is still in its infancy, so it is only natural that numerous challenges remain regarding their performance. Given the rate of advancement in the field of AI, we remain hopeful that deep learning will soon be able to surpass both humans and classical computer programs in terms of mathematical reasoning. Additionally, just as mathematics can be seen as an important litmus test as to what the capabilities of modern AIs are (Williamson, 2023), conjecture verification can also be considered a suitable litmus test for an AI's ability in doing mathematics. This is due to the open-ended nature of mathematical conjectures, which may either be correct, incorrect, or even beyond our current understanding.

## 9 CONCLUSION

Our experiments indicate that the adaptive Monte Carlo search (AMCS) algorithm is able to refute more graph theory conjectures than both nested Monte Carlo search (NMCS) and nested rollout policy adaptation (NRPA) during its application on the four resolved conjectures. Namely, AMCS successfully refutes all four conjectures, whereas NMCS and NRPA are only successful in refuting two and three conjectures, respectively. This answers RQ1 in the affirmative. In addition, AMCS successfully refutes six open conjectures in spectral and chemical graph theory within seconds. This indicates that AMCS is suitable for use on currently open conjectures, which answers RQ2 in the affirmative. Four open conjectures are also able to be strongly refuted by the generation of a family of counterexamples. This is done by generalizing the counterexamples obtained by AMCS during the experiments, thus producing Theorems 1–4. This indicates that the proposed algorithm can also be utilized to motivate the development of new mathematical theorems. Potential directions for future studies include improving AMCS's performance via, for example, building on ideas and methods from deep learning. Additionally, the conjecture verification task appears to be suitable for training and testing the reasoning capabilities of various deep learning AIs.

## REFERENCES

- Aouchiche, M. (2006). *Comparaison automatisée d'invariants en théorie des graphes*. École Polytechnique de Montréal.
- Aouchiche, M., Bell, F. K., Cvetković, D., Hansen, P., Rowlinson, P., Simić, S. K., & Stevanović, D. (2008). Variable neighborhood search for extremal graphs. 16. some conjectures related

- to the largest eigenvalue of a graph. *European Journal of Operational Research*, 191(3), 661–676.
- Aouchiche, M., & Hansen, P. (2010). A survey of automated conjectures in spectral graph theory. *Linear Algebra and its Applications*, 432(9), 2293–2322.
- Aouchiche, M., & Hansen, P. (2016). Proximity, remoteness and distance eigenvalues of a graph. *Discrete Applied Mathematics*, 213, 17–25.
- Bondy, J. A., & Murty, U. S. R. (2008). *Graph theory*. Springer.
- Browne, C. B., Powley, E., Whitehouse, D., Lucas, S. M., Cowling, P. I., Rohlfshagen, P., . . . Colton, S. (2012). A survey of Monte Carlo tree search methods. *IEEE Transactions on Computational Intelligence and AI in Games*, 4(1), 1–43.
- Cazenave, T. (2009). Nested Monte-Carlo search. In *Proceedings of the 21st International Joint Conference on Artificial Intelligence* (pp. 456–461).
- Collins, K. L. (1989). On a conjecture of Graham and Lovász about distance matrices. *Discrete Applied Mathematics*, 25(1-2), 27–35.
- Cvetković, D., & Gutman, I. (1986). The computer system GRAPH: A useful tool in chemical graph theory. *Journal of Computational Chemistry*, 7(5), 640–644.
- Das, K. C. (2013). Proof of conjectures on adjacency eigenvalues of graphs. *Discrete Mathematics*, 313(1), 19–25.
- Diestel, R. (2017). *Graph theory* (5th ed.). Springer.
- Estrada, E., & Uriarte, E. (2001). Recent advances on the role of topological indices in drug discovery research. *Current Medicinal Chemistry*, 8(13), 1573–1588.
- Fajtlowicz, S. (1988). On conjectures of Graffiti. In *Annals of Discrete Mathematics* (Vol. 38, pp. 113–118). Elsevier.
- Favaron, O., Mahéo, M., & Saclé, J.-F. (1993). Some eigenvalue properties in graphs (conjectures of Graffiti — II). *Discrete Mathematics*, 111(1-3), 197–220.
- Gera, R., Hedetniemi, S., & Larson, C. (2016). *Graph theory: Favorite conjectures and open problems-1*. Springer.
- Godsil, C., & Royle, G. F. (2001). *Algebraic graph theory* (Vol. 207). Springer Science & Business Media.
- Graham, R. L., & Pollak, H. O. (1971). On the addressing problem for loop switching. *The Bell System Technical Journal*, 50(8), 2495–2519.
- Hansen, P., & Caporossi, G. (2000). AutographiX: An automated system for finding conjectures in graph theory. *Electronic Notes in Discrete Mathematics*, 5, 158–161.
- Hansen, P., & Mladenović, N. (2001). Variable neighborhood search: Principles and applications. *European Journal of Operational Research*, 130(3), 449–467.

- Haynes, T. W., Hedetniemi, S., & Slater, P. (2013). *Fundamentals of domination in graphs*. CRC press.
- Liu, C., Li, J., & Pan, Y. (2021). On extremal modified Zagreb indices of trees. *MATCH Commun. Math. Comput. Chem*, 85, 349–366.
- Nica, B. (2018). *A brief introduction to spectral graph theory*. European Mathematical Society.
- Nikolić, S., Kovačević, G., Miličević, A., & Trinajstić, N. (2003). The Zagreb indices 30 years after. *Croatica Chemica Acta*, 76(2), 113–124.
- OpenAI. (2023). GPT-4 technical report. *arXiv*.
- Randić, M. (1975). Characterization of molecular branching. *Journal of the American Chemical Society*, 97(23), 6609–6615.
- Roucairol, M., & Cazenave, T. (2023). Refutation of spectral graph theory conjectures with monte carlo search. In *Computing and Combinatorics: 28th International Conference, COCOON 2022, Shenzhen, China, October 22–24, 2022, Proceedings* (pp. 162–176).
- Sloane, N. J. A., & Plouffe, S. (1995). *The encyclopedia of integer sequences*. Academic press.
- Wagner, A. Z. (2021). Constructions in combinatorics via neural networks. *arXiv preprint arXiv:2104.14516*.
- Wagner, S., & Wang, H. (2018). *Introduction to chemical graph theory*. Chapman and Hall/CRC.
- Williamson, G. (2023). Is deep learning a useful tool for the pure mathematician? *arXiv preprint arXiv:2304.12602*.