

Single-Model Attribution of Generative Models Through Final-Layer Inversion

Mike Laszkiewicz

Faculty of Computer Science
Faculty of Mathematics
Ruhr University Bochum
mike.laszkiewicz@rub.de

Jonas Ricker

Faculty of Computer Science
Ruhr University Bochum
jonas.ricker@rub.de

Johannes Lederer*

Faculty of Mathematics
Ruhr University Bochum
johannes.lederer@rub.de

Asja Fischer*

Faculty of Computer Science
Ruhr University Bochum
asja.fischer@rub.de

Abstract

Recent groundbreaking developments on generative modeling have sparked interest in practical single-model attribution. Such methods predict whether a sample was generated by a *specific* generator or not, for instance, to prove intellectual property theft. However, previous works are either limited to the closed-world setting or require undesirable changes of the generative model. We address these shortcomings by proposing FLIPAD, a new approach for single-model attribution in the open-world setting based on final-layer inversion and anomaly detection. We show that the utilized final-layer inversion can be reduced to a convex lasso optimization problem, making our approach theoretically sound and computationally efficient. The theoretical findings are accompanied by an experimental study demonstrating the effectiveness of our approach, outperforming the existing methods.

1 Introduction

Deep generative models have taken a giant leap forward in recent years; humans are not able to distinguish real and synthetic images anymore (Nightingale & Farid, 2022; Mink et al., 2022; Lago et al., 2022), and text-to-image models like DALL-E 2 (Ramesh et al., 2022), Imagen (Saharia et al., 2022), and Stable Diffusion (Rombach et al., 2022) have sparked a controversial debate about AI-generated art (Rea, 2023). But this superb performance comes, quite literally, at a price: besides technical expertise and dedication, large training datasets and enormous computational resources are needed. For instance, the training of the large-language model GPT-3 (Brown et al., 2020) is estimated to cost almost five million US dollars (Li, 2020). Trained models have become valuable company assets—and an attractive target for intellectual-property theft. An interesting task is, therefore, to *attribute* a given sample to the generative model that created it.

Existing solutions to this problem can be divided into two categories: fingerprinting methods (e.g., Marra et al., 2019a; Yu et al., 2019) exploit the fact that most synthetic samples contain generator-specific traces that a classifier can use to assign a sample to its corresponding source. Inversion methods (Albright & McCloskey, 2019; Zhang et al., 2021; Hirofumi et al., 2022), on the other hand, are based on the idea that a synthetic sample can be reconstructed most accurately by the generator that created it. However, both approaches are designed for the *closed-world setting*, which means

*equal senior authorship

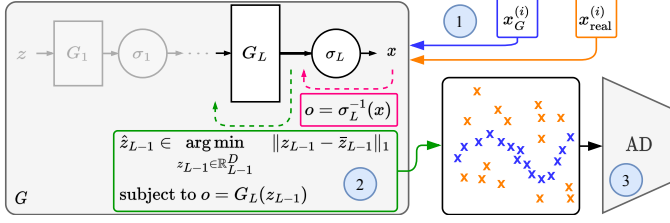


Figure 1: **Single-model attribution with FLIPAD.** Given a generative model G , FLIPAD performs the following steps: 1) The training data includes generated images $x_G^{(i)}$ and real images $x_{\text{real}}^{(i)}$. For each x we compute the optimization target o by inverting the final activation σ_L . 2) For each output o , we perform final-layer inversion by finding an activation \hat{z}_{L-1} that is close to the expected activation \bar{z}_{L-1} and an approximate solution to $o \approx G_L(\hat{z}_{L-1})$. 3) Since final-layer inversion exhibits differences between real and generated images, the activations can be used as features to train an anomaly detector.

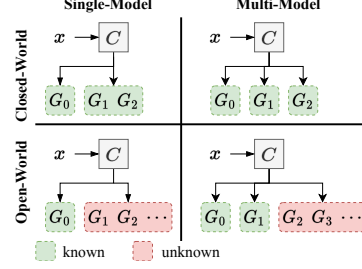


Figure 2: **The two dimensions of the model attribution problem.** While single-model attribution solves a binary decision problem (G_0 or something else?), multi-model attribution can distinguish between more than two classes. In an open-world setting, it is also possible that a sample stems from an unknown generator.

that they are designed to differentiate between models from a given set that is chosen before training and stays fixed during inference. In practice, this is rarely the case, since new models keep emerging. For detecting intellectual property theft, the setting of *single-model attribution* is more suitable. Here, the task is to determine whether a sample was created by *one* particular generative model or not, in the *open-world setting*. Previous work has found that this problem can be solved by complementing the model with a watermark that can be extracted from generated samples (Yu et al., 2021; Kim et al., 2021; Yu et al., 2022). Although watermarking has shown to be very effective, a major disadvantage is that it has to be incorporated into the training process, which a) might not always be desirable or even possible and b) can deteriorate generation quality.

In this work, we tackle the problem of single-model attribution in the open-world setting by viewing it as an anomaly detection task, which has not been done in previous works. We propose FLIPAD (**F**inal-**L**ayer **I**nversion **P**lus **A**nomaly **D**etection), a novel approach which overcomes the shortcomings of existing methods. First, it extracts meaningful features by leveraging the available model parameters to perform *final-layer inversion*. While related to existing attribution methods based on inversion, our method is i) significantly more efficient due to the convexity of the optimization problem and ii) theoretically sound given the connection to the denoising basis pursuit. Second, it uses proven anomaly detection (AD) techniques on the extracted features to predict whether a sample was generated by *our* generative model. We highlight that this approach can be performed without altering the training process of the generative model. Moreover, it is not limited to the image domain since features are directly related to the generative process and do not exploit visual characteristics like frequency artifacts. We illustrate FLIPAD in Figure 1.

Our contributions are summarized as follows:

- We address the problem of single-model attribution in the open-world setting, which previously has not been solved adequately. Our work is the first to establish the natural connection between single-model attribution and anomaly detection.
- We propose FLIPAD, which is capable of efficiently performing single-model attribution. FLIPAD combines feature extraction based on final-layer inversion and anomaly detection. This approach is backed up by a theoretically sound derivation, which we reframe as a convex lasso optimization problem.
- We experimentally validate the effectiveness of FLIPAD on traditional GANs as well as on modern diffusion models and demonstrate that it outperforms existing methods.

2 Problem Setup

We consider the problem of model attribution to have two fundamental dimensions, which are illustrated in Figure 2. First, we differentiate between single-model and multi-model attribution. While in multi-model attribution the task is to find out by which specific generator (of a given set) a sample was created, single-model attribution only cares about whether a sample stems from a single model of interest or not. Note that, conceptually, real images can be considered to be generated by a model as well, and thus, the task of distinguishing fake from real images also fits into this framework. Second, attribution can be performed in the closed-world or open-world setting. The requirement for the closed-world setting is that all generators which *could* have generated the samples are known beforehand. In contrast, in the open-world setting an attribution method is able to state that the sample was created by an unknown generator.

The method proposed in this work solves the problem of *single-model attribution in the open-world setting*. Naturally, this setting applies for model creators interested in uncovering illegitimate usage of their model (or samples generated by it). In this scenario, FLIPAD only requires resources that are already available to the model creator: the model G itself (including its parameters), samples x_G generated by G , and real samples x_{real} used to train G . We emphasize that no samples generated by other models are needed. Therefore, we do not rely on restrictive data acquisition procedures, which might involve i) using additional computational resources to train models or sample new data, ii) expensive API calls, or iii) access to models that are kept private.

3 Related Work

We divide the existing work on deepfake attribution into three areas: fingerprinting, inversion, and watermarking. Note that only watermarking provides single-model attribution in the open-world setting, the problem considered in this work. An overview of the relevant methods is given in Table 1.

Fingerprinting Fingerprinting methods attribute images by exploiting generator-specific artifacts. Since fingerprinting methods require only the generated images, this approach is the most straightforward attribution method. The existence of fingerprints in GAN-generated images was demonstrated first by Marra et al. (2019a). They show that by averaging the noise residuals of generated images, different models can be distinguished based on the correlation coefficient between the image of interest and a set of model-specific fingerprints. Yu et al. (2019) replace the manual fingerprint extraction by a deep attribution network trained on labeled images from different GANs. Remarkably, their method is able to distinguish images from GANs with identical architecture and training data, only differing in the initialization seed. While most methods use the pixel information of images to perform attribution, Frank et al. (2020) train a classifier using the discrete cosine transform (DCT), exploiting the fact that GAN-generated images contain high-frequency artifacts (Zhang et al., 2019; Dzanic et al., 2020; Durall et al., 2020; Chandrasegaran et al., 2021; Schwarz et al., 2021). Due to the constant development of generative models, it is crucial for an attribution method to be extendable. While this can be trivially achieved by re-training, more efficient approaches based on incremental learning (Marra et al., 2019b) and metric learning (Xuan et al., 2019) have been proposed. Still, all fingerprinting methods perform multi-model attribution in the closed-world setting, i.e., all potential generators have to be known at training time.

Inversion The idea behind generator inversion is the following: given an image x and multiple generators G_i , it is assumed that the generator that produces the most accurate reconstruction

Table 1: **Classification of the related work.**

	Method	Target	Setting
Fingerprinting	Marra et al. (2019a)	multi-model	closed-world
	Yu et al. (2019)	multi-model	closed-world
	Xuan et al. (2019)	multi-model	closed-world
	Marra et al. (2019b)	multi-model	closed-world
	Frank et al. (2020)	multi-model	closed-world
Inversion	Albright & McCloskey (2019)	multi-model	closed-world
	Karras et al. (2020)	single-model	closed-world
	Zhang et al. (2021)	multi-model	closed-world
	Hirofumi et al. (2022)	both	both
Watermarking	Yu et al. (2021)	single-model	open-world
	Kim et al. (2021)	single-model	open-world
	Yu et al. (2022)	single-model	open-world
Ours		single-model	open-world

Watermarking The idea behind generator inversion is the following: given an image x and multiple generators G_i , it is assumed that the generator that produces the most accurate reconstruction

$G_i(z) \approx x$ is the actual source of x , where z is some latent input of the generator. While existing works (Albright & McCloskey, 2019; Karras et al., 2020; Zhang et al., 2021; Hirofumi et al., 2022) prove that this approach is effective, it comes with some drawbacks. First, to perform inversion both the image of interest *and* the model itself are required. Second, the optimal z has to be found using backpropagation through the entire generator, which is computationally expensive. Additionally, since there is no guaranteed convergence due to the non-convexity of the optimization problem, multiple reconstruction attempts are necessary for each image. Similar to fingerprinting, these methods fall under multi-model attribution in the closed-world setting. Hirofumi et al. (2022) consider both closed- and open-world settings, however their method requires several images from the unknown generator, which in practice are often not available.

Watermarking Watermarking methods solve the attribution problem by proactively altering the generative model such that all generated images include a recognizable identifier. Unlike traditional watermarking, where an identifier is added to the image itself, generator watermarking covers cases in which an API or the model itself is made available. The attribution problem is approached from the model developer’s perspective: the task is to decide whether an image was generated by *their* model or not. Yu et al. (2021) were the first to apply watermarking to GANs using image steganography. A random, visually imperceptible fingerprint is embedded into the training dataset using a trained steganography encoder. They demonstrate that the GAN reproduces this fingerprint in the generated images, such that attribution is performed by checking whether the decoded fingerprint matches the encoded one. In a follow-up work (Yu et al., 2022), the authors propose a mechanism for embedding fingerprints more efficiently by directly embedding them into the model’s convolutional filters. A related work by Kim et al. (2021) uses fine-tuning to embed keys into user-end models, which can then be distinguished using a set of linear classifiers. By design, watermarking methods perform single-model attribution in the open-world setting, similar to our proposed method. However, unlike FLIPAD, they have to be incorporated into the training process, with potentially negative aspects on image quality. If a model developer cannot alter the training process or if a model is already released, watermarking is not applicable.

Other Related Work Girish et al. (2021) propose an approach for the discovery and attribution of GAN-generated images in an open-world setting. Given a set of images, their iterative pipeline forms clusters of images corresponding to different GANs. A special kind of watermarking inspired by backdoor (Adi et al., 2018) is proposed by Ong et al. (2021). They train GANs which, given a specific trigger input as latent z , generate images with a visual marking that proves model ownership. As a consequence, this method requires query access to the suspected model, making it applicable in those scenarios only. Finally, Asnani et al. (2021) approach the open-world setting from a different angle. They introduce the problem of model parsing, i.e., inferring the hyperparameters a model was trained with by analyzing generated images. This approach can then be leveraged for fake detection and model attribution. Moreover, there exists an abundance of existing work on fake detection, which can be interpreted as a special case of attribution (Verdoliva, 2020; Gragnaniello et al., 2022; Nguyen et al., 2022).

4 Proposed Method: FLIPAD

We now introduce FLIPAD, our approach for model attribution in the problem setting described in Section 2. A natural approach to this problem is to use AD techniques, which constitute a major pillar of our framework. However, while sole AD—or even AD on features like DCT coefficients—might work in certain settings, we observe that they do not generalize well for arbitrary settings. Therefore, we propose to apply AD on features that we extract from the given generative model G . More specifically, we take advantage of the fact that samples from G are generated by pushing a hidden representation through a known transformation. By reverting this process, i.e., inferring an appropriate hidden representation that is leading to a given sample, we obtain better evidence of whether that sample could have been generated by G . We propose a single-layer inversion procedure that aims to infer hidden representations that i) can reproduce the samples, ii) are probable, and iii) share a similar structure to representations occurring during the generation process. We provide instructive examples illustrating why the hidden representations are appropriate features for model attribution in Section 4.1. Following those ideas, we present FLIPAD in Section 4.2.

4.1 Motivating Examples

We illustrate how hidden representations are useful for the task of single-model attribution by first examining simple linear generative models $G : \mathbb{R}^{D_0} \rightarrow \mathbb{R}^{D_1}$. Even though the generated outputs might have no visible high- or low-level characteristics, we can derive implicit characteristics of the sample by applying an inversion as follows.

Example 4.1 (Impossible Output). Given an output $x \in \mathbb{R}^{2 \times 2}$ and a transposed convolution² G_k parameterized by a 2×2 -kernel k specified below, we can solve the linear system $G_k(z) = x$ to find a solution z :

$$x := \begin{pmatrix} 0 & 0 & 1 \\ 0 & 4 & 6 \\ 4 & 12 & 9 \end{pmatrix} \quad \text{and} \quad k := \begin{pmatrix} 0 & 1 \\ 2 & 3 \end{pmatrix} \quad \Rightarrow \quad z = \begin{pmatrix} 0 & 1 \\ 2 & 3 \end{pmatrix}.$$

However, note that G_k is not surjective, and more specifically, there exists no input z that could have generated $x' = x + ((0, 0, 0)^\top, (0, \varepsilon, 0)^\top, (0, 0, 0)^\top)$ for $\varepsilon \neq 0$. Hence, even though x' can be arbitrarily close to x —which means that continuous feature mappings cannot reveal differences between x and x' in the limiting case—we can argue that x' has not been generated by G_k . This example demonstrates the first requirement of a sample x to be generated by G_k : it needs to be an element of the image space of G_k .

Example 4.2 (Unlikely Hidden Representation). Let $G, G' : \mathbb{R}^2 \rightarrow \mathbb{R}^2$ be two linear generators given by the diagonal matrices $G := \text{diag}(2, 0.5)$ and $G' := \text{diag}(1, 1)$. Furthermore, we define the noise distribution by $\mathbf{z} \sim \mathcal{N}(0, I)$. Since G and G' are surjective, they have both the capacity to generate any output. But, given some output $x := (1, 1)^\top$, one can readily compute that

$$\log \mathbb{P}(\max(|G(\mathbf{z}) - x|) \leq 0.1) \approx -7.16, \quad \log \mathbb{P}(\max(|G'(\mathbf{z}) - x|) \leq 0.1) \approx -6.06,$$

where the probability is taken over \mathbf{z} , \max denotes the maximum over all coordinates, and $|\cdot|$ is the component-wise absolute value. We conclude that—even though x is in the image space of both generators— G' is much more likely to generate an output close to x . Once again, by inferring the hidden representation of x , we obtain implicit information, which can be used for model attribution.

Example 4.3 (Structured Hidden Representation). Lastly, the hidden representation of x can reveal differences based on its structure, such as its sparsity pattern. For illustration, let us again consider two linear generators G and G' given by $G = I \in \mathbb{R}^{d \times d}$, $G' = (\mathbf{1} \ e_2 \ \dots \ e_d) \in \mathbb{R}^{d \times (d+1)}$, where $\mathbf{1} \in \mathbb{R}^d$ is the vector of ones and $e_j \in \mathbb{R}^d$ are Euclidean unit vectors. Again, both generators are surjective but for $x = \mathbf{1}$ it is $G(\mathbf{1}) = x$ and $G'(e_1) = x$. In particular, there is no input to G with less than d non-zero entries capable of generating x , whereas G' can generate x with the simplest input, namely e_1 . Hence, the required input z illuminates implicit-structural properties of x by incorporating knowledge about the generator.

4.2 Single-Model Attribution via Final-Layer Inversion

The examples in the previous section demonstrate that knowledge about the generative model G can reveal hidden characteristics of a sample. Along those lines, we derive the proposed feature extraction tailored to the deep generative model G at hand. An anomaly detector then performs the single-model attribution based on the learned features.

Feature Extraction In contrast to the examples presented in Section 4.1, we proceed with a complex deep generative model, which generates samples according to

$$x = G(z) = \sigma_L(G_L(\sigma_{L-1}G_{L-1}(\dots G_1(z) \dots))) , \quad (1)$$

for activation functions σ_l , linearities $G_l : \mathbb{R}^{D_{l-1}} \rightarrow \mathbb{R}^{D_l}$ for $l \in \{1, \dots, L\}$, and z are samples from $\mathbf{z} \sim \mathcal{N}(0, I)$. In the same spirit of Example 4.1 we can prove that x cannot be generated by G if we can show that there exists no input $z \in \mathbb{R}^{D_0}$ such that $x = G(z)$. However, since G is typically a highly non-convex function, it remains a non-trivial task to check for the above criterion. Hence, we propose the following simplification: Is there any $(L - 1)$ -layer activation $z_{L-1} \in \mathbb{R}^{D_{L-1}}$ such that

²without padding and with stride one

$x = \sigma_L(G_L(z_{L-1}))$? Moreover, we assume σ_L to be invertible³, so that we can define $o := \sigma_L^{-1}(x)$ and solve the equivalent optimization problem

$$\text{find } z_{L-1} \in \mathbb{R}^{D_{L-1}} \text{ such that } o = G_L(z_{L-1}) . \quad (2)$$

In practice G_L is typically surjective, that is, there always exists some $z_{L-1} \in \mathbb{R}^{D_{L-1}}$ such that $o = G_L(z_{L-1})$. And even worse, linear algebra provides us the following fundamental result.

Proposition 4.4 (see e.g. Heffernon (2012), Lemma 3.7). *Let $G_L : \mathbb{R}^{D_{L-1}} \rightarrow \mathbb{R}^{D_L}$ be a surjective linear function and $o \in \mathbb{R}^{D_L}$ some output. Furthermore, let $z_{L-1} \in \mathbb{R}^{D_{L-1}}$ be a solution to the linear system (2). Then, every $z \in \mathcal{S}$ solves the linear system (2), where*

$$\mathcal{S} := \{z_{L-1} + z : z \in \ker(G_L)\} ,$$

and $\ker(G_L) := \{z \in \mathbb{R}^{D_{L-1}} : G_L(z) = 0\}$ defines the kernel of G_L . Hence, the solution set \mathcal{S} is a $(D_{L-1} - D_L)$ -dimensional vector space.

This tells us that, first, in the setting $D_{L-1} < D_L$ there is no single solution but a vector space of solutions of dimensionality $D_{L-1} - D_L$. For instance, in our experiments in Section 5, we use a LSGAN with $D_{L-1} = 64 \times 64 \times 64 = 262144$ and $D_L = 3 \times 64 \times 64 = 12288$, resulting in a 249856-dimensional solution space of (2). Secondly, the solution sets $\mathcal{S}_1, \mathcal{S}_2$ for different outputs o_1, o_2 are just shifted versions of another.

Hence, since infinitely many activations z_{L-1} can generate o , we want to modify (2) such that we obtain reasonable and more likely activations. In particular, we can consider the expected activation generated by the generative model, which we estimate via Monte-Carlo

$$\bar{z}_{L-1} = \frac{1}{n} \sum_{i=1}^n \sigma_{L-1}(G_{L-1}(\cdots (\sigma_1(G_1(z^{(i)})) \cdots)) ,$$

with samples $z^{(i)}$ from $\mathbf{z} \sim \mathcal{N}(0, I)$ and solve the optimization problem

$$\begin{aligned} \hat{z}_{L-1} \in \arg \min_{z_{L-1} \in \mathbb{R}^{D_{L-1}}} \|z_{L-1} - \bar{z}_{L-1}\|_1 \\ \text{subject to } o = G_L(z_{L-1}) . \end{aligned} \quad (3)$$

That optimization problem is a modification of the basis pursuit algorithm (Chen et al., 2001) and shares a similar interpretation: (3) returns solutions that are in the solution space \mathcal{S} and are close to the average activation \bar{z}_{L-1} . The ℓ_1 -distance regularizes towards sparsity of $\hat{z}_{L-1} - \bar{z}_{L-1}$, i.e. towards many similar components of \hat{z}_{L-1} and \bar{z}_{L-1} . We present a geometric illustration in Figure 3. In fact, exploiting the concept of sparsity is not new and has proven to be useful in theory and practice. For instance, Parhi & Nowak (2021) have shown that deep neural networks are implicitly learning sparse networks, Lederer (2022b) has derived statistical guarantees for deep networks under sparsity, sparsity is a ubiquitous concept in high-dimensional statistics (Lederer, 2022a), and it has proven successful in compressed sensing (Eldar & Kutyniok, 2012).

Finally, due to numerical inaccuracies of computations in high-dimensional linear systems, we allow for some slack $\varepsilon > 0$ and simplify (3) to a modification of the basis pursuit denoising (Chen et al., 2001)

$$\begin{aligned} \hat{z}_{L-1} \in \arg \min_{z_{L-1} \in \mathbb{R}^{D_{L-1}}} \|z_{L-1} - \bar{z}_{L-1}\|_1 \\ \text{subject to } \|G_L(z_{L-1}) - o\|_2 \leq \varepsilon , \end{aligned} \quad (4)$$

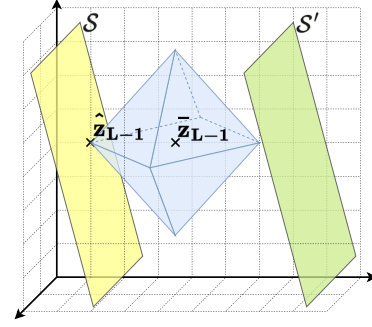


Figure 3: Geometry of the optimization problem (3). According to Proposition 4.4, the solution sets \mathcal{S} (yellow) and \mathcal{S}' (green) for outputs o and o' , respectively, are shifted versions of another. The solution \hat{z}_{L-1} is the point where the smallest ℓ_1 -diamond (blue) around \bar{z}_{L-1} touches the solution set \mathcal{S} . In particular, the second and third components of \hat{z}_{L-1} , i.e., the ones corresponding to the y - and z -axis, coincide with the component of \bar{z}_{L-1} .

³which is typically the case, for instance for tanh or sigmoid activations

which is equivalent to the well-known (modified) lasso (Tibshirani, 1996) optimization problem, whose Lagrangian form is given by

$$\hat{z}_{L-1} \in \arg \min_{z_{L-1} \in \mathbb{R}^{D_{L-1}}} \|G_L(z_{L-1}) - o\|_2^2 + \lambda \|z_{L-1} - \bar{z}_{L-1}\|_1, \quad (5)$$

where $\lambda > 0$ is a parameter depending on ε .

Re-examining the examples in Section 4.1, we see that our proposed optimization problem (5) now combines the underlying motivations of all three examples: The reconstruction loss guarantees to provide solutions that approximately solve the linear system (Example 4.1) and the regularization towards the average activation \bar{z}_{L-1} biases the solutions towards reasonable activations (Example 4.2), which share a similar structure to \bar{z}_{L-1} (Example 4.3). The rationale is that for an output o^- that is not generated from G , we expect the estimated activations \hat{z} necessary for approximately reconstructing o^- using the model G to be distinguishable from real activations of the model.

Therefore, while FLIPAD derives its features by solving a final-layer inversion problem, which is closely related to the inversion methods from Section 3, we want to emphasize that FLIPAD enjoys several advantages.

Theorem 4.5. *(Informal) Assume that G_L is a 2D-convolution with kernel weights sampled from a continuous distribution \mathbf{k} . Then, (5) satisfies the following properties: 1) It is equivalent to a lasso optimization problem; 2) It has a unique solution with probability 1; 3) Under certain moment assumption on \mathbf{k} there exists some $S \in \mathbb{N}$ and constants C_0, C_1 such that $\|\hat{z} - z\|_2 \leq C_0/\sqrt{S}\|z - z_S\|_1 + C_1$ if $\|z - \hat{z}\|_0 \leq S$, where z_S is the best S -term approximation of z^4 .*

Before providing a proof sketch, let us first examine the implications of Theorem 4.5. 1) allows us to use fast and computationally tractable lasso algorithms such as FISTA (Beck & Teboulle, 2009), which enjoys finite-sample convergence guarantees. According to 2), it is not required to solve the optimization problem on multiple seeds, as in standard inversion techniques, see e.g. Section 3. Finally, 3) might be useful from a theoretical perspective but we want to highlight its limitations. The bound depends on $\|z - z_S\|_1$, which might be expected to be small in diverse problems in compressed sensing but it is not necessarily small for activations of a generative model. Finally, we provide a brief description of the proof. All details can be found in the supplement.

Proof. **1)** By a suitable zero-extension $0 = -G_L(\bar{z}) + G_L(\bar{z})$ within the ℓ_2 -norm in (5) and by using the linearity of G_L , we end up with a usual lasso optimization problem, see Section B.1. **2)** Lasso optimization problems have a unique solution if the columns of the design matrix are in general linear position (Tibshirani, 2013). We show that this is the case for convolutions G_L with probability 1, see Section C. **3)** If G_L satisfies the restricted isometry property (Candès, 2008), then we can obtain bounds of the desired form for lasso optimization problems. We modify a result by Haupt et al. (2010) to prove this property for 2D-convolutions, see Section B.3. \square

Anomaly Detection We exploit the structural differences by training an anomaly detector on those activations and on activations inferred from $o_{\text{real}} := \sigma_L^{-1}(x_{\text{real}})$, where x_{real} are real samples, i.e. samples from the training set of the generator G . The choice of the AD method is modular and we decide to use DeepSAD (see Section A for more details), which works particularly well in high-dimensional computer-vision tasks. Activations derived from samples from G are considered as inlier samples ($\tilde{y} = 1$) and activations derived from real samples are labeled as outliers ($\tilde{y} = -1$).

In summary, our proposed method, FLIPAD, consists of two steps: First, given an output sample o and the model G , we solve the optimization problem (5) to assess which reasonable activations are necessary to approximately generate the given output. By incorporating a ℓ_1 -penalty on deviating from the average activation \bar{z}_{L-1} , we obtain activations \hat{z}_{L-1} that are similar to the activations generated by the generative model. We use those activations to train an anomaly detector—DeepSAD—to detect activations that do not fit to the generative model G . The full pipeline is illustrated in Figure 1. We emphasize that our method is not restricted to the image domain but can be applied to all generative processes of the form (1). Note that this excludes, for instance, models with residual connections to the output or non-invertible final activation functions.

⁴See (11) in Section B.2 and the modification to (5) in Section B.4

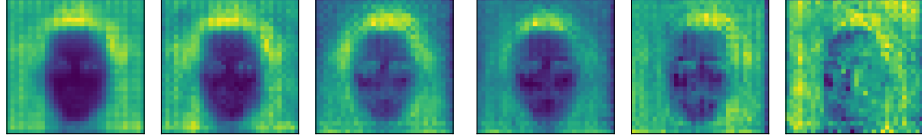


Figure 4: **Cherry-picked channel dimension c of the average reconstructed features according to (5) when G is a DCGAN** The left-most figure shows the average activation \bar{z}_c over channel c , the remaining figures show the average feature taken over DCGAN, real, WGAN-GP, LSGAN, and EBGAN samples, respectively.

Table 2: **Average single-model attribution accuracy.** A more detailed report is provided in Table 6 in the Appendix.

	CelebA				LSUN			
	DCGAN	WGAN-GP	LSGAN	EBGAN	DCGAN	WGAN-GP	LSGAN	EBGAN
SM-F	62.82	50.04	53.61	97.05	67.92	52.82	57.36	79.49
SM-Inv ₂	50.00	99.32	61.10	99.70	50.80	99.32	57.94	54.86
SM-Inv _{inc}	50.89	51.92	58.26	73.46	50.20	51.92	53.77	57.65
RawPAD	96.68	58.53	99.55	99.70	65.30	53.16	97.41	92.20
DCTPAD	75.76	62.99	98.81	91.12	82.95	65.32	73.36	89.86
FLIPAD	99.22	98.85	97.32	99.70	96.26	97.94	99.32	99.78

5 Experiments

We demonstrate the effectiveness of FLIPAD in extensive experiments. Throughout, we train on 10 000 labeled samples $(x_G, 1)$ generated by the generator G , and on 10 000 labeled real samples $(x_{\text{real}}, -1)$. During testing, we take 1 000 samples generated by G and 1 000 samples $x_{G'}$ generated by another generator $G' \in \mathcal{G} \setminus \{G\}$ for a set of generators \mathcal{G} . For each G' , we obtain a classification accuracy, which we average over all $G' \in \mathcal{G} \setminus \{G\}$ to obtain a final attribution performance for model G . We compare FLIPAD with SM-F, SM-Inv₂, and SM-Inv_{inc}, fingerprinting and inversion methods adapted to the single-model setting (see Section D in the Appendix). In addition, we test model attribution via DeepSAD applied on the images (RawPAD) and applied on the DCT-transformed images (DCTPAD). The set of generators \mathcal{G} consists of DCGAN (Radford et al., 2015), WGAN-GP (Gulrajani et al., 2017), LSGAN (Mao et al., 2017), EBGAN Zhao et al. (2016) trained on either the CelebA (Liu et al., 2015) or the LSUN bedroom (Yu et al., 2015) dataset. We also consider the real samples from the corresponding dataset to be part of \mathcal{G} , conceptually.

All experimental and architectural details as well as further results are deferred to Sections E and F in the Appendix.

Feature Extraction As a first sanity check of the significance of the extracted features from (5), we present average features of images generated by different sources in Figure 4. While the average reconstructed features from images generated by the model are very close to its actual average activation, the other images exhibit fairly different features. We provide further examples in Section F of the Appendix. These results provide qualitative evidence that the extracted features are distinguishable and detectable by an anomaly detector, which we demonstrate in the next paragraph.

Single-Model Attribution We present the single-model attribution performance of each method in Table 2. First of all, we see that the adapted methods are very unstable, their accuracy ranges from

Table 3: **Average single-model attribution accuracy for the same model trained on different initialization seeds.**

	CelebA				LSUN			
	DCGAN	WGAN-GP	LSGAN	EBGAN	DCGAN	WGANGP	LSGAN	EBGAN
RawPAD	97.08	60.81	96.24	78.52	58.68	52.24	92.26	91.00
DCTPAD	60.10	59.82	63.5	61.59	59.62	60.37	61.14	60.24
FLIPAD	99.48	96.61	68.47	99.79	95.88	97.44	88.42	96.36

Table 4: **Average single-model attribution accuracy with immunization on CelebA.** For blurring we consider kernel sizes of 1 and 3, for cropping we extract a center crop of 60×60 and 55×55 pixels followed by upsampling to 64×64 pixels. For noise we use standard deviations of 0.05 and 0.01, for JPEG we use quality factors of 90 and 80.

	Blur		Crop		Noise		JPEG	
	1	3	60	55	0.05	0.1	90	80
RawPAD	88.86	87.96	89.13	88.96	84.32	79.73	86.78	86.91
DCTPAD	83.78	74.51	82.91	85.77	61.93	58.56	70.27	67.98
FLIPAD	98.93	97.25	96.74	98.40	78.96	66.68	83.46	81.22

Table 5: **Single-model attribution accuracy for Stable Diffusion.** The attribution methods are trained on v2-1 and v1-4. We test on samples from v2-1 and the version indicated by the respective column header.

	v1-4	v1-1	v1-1+	v2
SM-F	66.90	66.10	90.08	48.25
RawPAD	91.50	90.25	91.50	90.00
DCTPAD	93.50	93.50	48.25	49.00
FLIPAD	93.50	94.75	93.00	91.50

50% to almost perfect predictions. Even though RawPAD and DCTPAD are performing slightly better, they are equally unreliable, while FLIPAD is able to achieve excellent results with an average attribution accuracy of over 99% in most cases.

In a second line of experiments, we evaluate the single-model attribution performance in a notably more demanding case: For a model G , we set \mathcal{G} as the set of models with the exact same architecture and training data but initialized with a different seed. We present the results in Figure 3 and observe a similar pattern as in the previous experiments. Since FLIPAD involves the knowledge of the exact weights of G , we argue that it enables reliable model attribution even in the case of these subtle model variations.

Single-Model Attribution on Perturbed Samples To hinder model attribution, an adversary could perturb the generated samples. We investigate the attribution performance on perturbed samples in the immunized setting, i.e. we train the models on data that is modified by the same type of perturbation. For the sake of simplicity, we average the attribution accuracies over all models and present the results in Table 4 for models trained on CelebA. For blurred and cropped images we observe superior performance of FLIPAD over RawPAD and DCTPAD. However, in the case of JPEG compression and the presence of random noise, we can see a performance drop of FLIPAD. In contrast, those perturbations influence the performance of RawPAD only slightly. We provide the same evaluation for models trained on LSUN in Table 8 in the Appendix.

Extension to Stable Diffusion In a final experiment, we evaluate whether FLIPAD is effective against the powerful text-to-image model Stable Diffusion (Rombach et al., 2022). Since multiple versions of Stable Diffusion have been released, an appropriate setting is to attribute images to a specific version. In particular, we consider Stable Diffusion v2-1 to be our model, while the set of other generators consists of v1-1, v1-1+ (similar to v1-1 but with a different autoencoder⁵), v1-4, and v2. In contrast to previous experiments, we use images from v1-4 instead of real images for training, since it is not entirely clear on which data the model was trained. Our training set consists of 2 000 samples from v2-1 and v1-4, respectively, and we test on 200 samples per model. All additional details are provided in Section E in the Appendix.

The results are provided in Table 5. Note that we do not compare against inversion-based methods since the complexity is computationally prohibitive. Except for SM-F, all methods are able to distinguish between v2-1 and v1-4, which they are trained on. We explain the similar results on v1-1 by the fact that v1-1 and v1-4 share the exact same autoencoder. Interestingly, SM-F performs well on v1-1+, while DCTPAD fails to generalize to the other models. Only RawPAD and FLIPAD achieve consistently high attribution accuracies across all models, with FLIPAD being slightly ahead.

6 Conclusion

This work tackles a neglected but pressing problem: determining whether a sample was generated by a specific model or not. We associate this task, which we term single-model attribution, with anomaly detection—a connection that has not been drawn previously. While applying anomaly detection directly to the images performs reasonably well, the performance can be further enhanced

⁵<https://huggingface.co/stabilityai/sd-vae-ft-mse>

by incorporating knowledge about the generative model. More precisely, we develop a novel feature-extraction technique based on final-layer inversion. Given an image, we reconstruct plausible activations before the final layer under the premise that it was generated by the model at hand. This reconstruction task can be reduced to a lasso optimization problem, which, unlike existing methods, can be optimized efficiently, globally, and uniquely. Beyond these beneficial theoretical properties, our approach empirically outperforms existing methods for a variety of different generative models, including GANs and state-of-the-art diffusion models.

Acknowledgments and Disclosure of Funding

Funded by the Deutsche Forschungsgemeinschaft (DFG, German Research Foundation) under Germany’s Excellence Strategy - EXC 2092 CASA – 390781972.

References

- Adi, Y., Baum, C., Cisse, M., Pinkas, B., and Keshet, J. Turning your weakness into a strength: Watermarking deep neural networks by backdooring. In *Proceedings of the 27th USENIX Conference on Security Symposium*, SEC’18, pp. 1615–1631, USA, 2018. USENIX Association. ISBN 9781931971461.
- Albright, M. and McCloskey, S. Source generator attribution via inversion. In *Proceedings of the IEEE/CVF Conference on Computer Vision and Pattern Recognition Workshops*, pp. 96–103, 2019.
- Asnani, V., Yin, X., Hassner, T., and Liu, X. Reverse engineering of generative models: Inferring model hyperparameters from generated images, 2021.
- Bandeira, A. S., Dobriban, E., Mixon, D. G., and Sawin, W. F. Certifying the restricted isometry property is hard. *IEEE transactions on information theory*, 59(6):3448–3450, 2013.
- Baraniuk, R., Davenport, M. A., DeVore, R. A., and Wakin, M. B. A simple proof of the restricted isometry property for random matrices. *Constructive Approximation*, 28:253–263, 2008.
- Beck, A. and Teboulle, M. A fast iterative shrinkage-thresholding algorithm for linear inverse problems. *SIAM journal on imaging sciences*, 2(1):183–202, 2009.
- Brown, T., Mann, B., Ryder, N., Subbiah, M., Kaplan, J. D., Dhariwal, P., Neelakantan, A., Shyam, P., Sastry, G., Askell, A., Agarwal, S., Herbert-Voss, A., Krueger, G., Henighan, T., Child, R., Ramesh, A., Ziegler, D., Wu, J., Winter, C., Hesse, C., Chen, M., Sigler, E., Litwin, M., Gray, S., Chess, B., Clark, J., Berner, C., McCandlish, S., Radford, A., Sutskever, I., and Amodei, D. Language models are few-shot learners. In Larochelle, H., Ranzato, M., Hadsell, R., Balcan, M., and Lin, H. (eds.), *Advances in Neural Information Processing Systems*, volume 33, pp. 1877–1901. Curran Associates, Inc., 2020.
- Candès, E. J. The restricted isometry property and its implications for compressed sensing. *Comptes Rendus Mathématique*, 346(9):589–592, 2008. ISSN 1631-073X. doi: <https://doi.org/10.1016/j.crma.2008.03.014>.
- Chandrasegaran, K., Tran, N.-T., and Cheung, N.-M. A closer look at fourier spectrum discrepancies for CNN-generated images detection. In *Proceedings of the IEEE/CVF Conference on Computer Vision and Pattern Recognition*, pp. 7200–7209, 2021.
- Chen, S. S., Donoho, D. L., and Saunders, M. A. Atomic decomposition by basis pursuit. *SIAM review*, 43(1):129–159, 2001.
- Durall, R., Keuper, M., and Keuper, J. Watch your up-convolution: Cnn based generative deep neural networks are failing to reproduce spectral distributions. In *Proceedings of the IEEE/CVF conference on computer vision and pattern recognition*, pp. 7890–7899, 2020.
- Dzanic, T., Shah, K., and Witherden, F. Fourier spectrum discrepancies in deep network generated images. In *Advances in Neural Information Processing Systems*, volume 33, pp. 3022–3032, 2020.

- Eldar, Y. C. and Kutyniok, G. *Compressed sensing: theory and applications*. Cambridge university press, 2012.
- Frank, J., Eisenhofer, T., Schönherr, L., Fischer, A., Kolossa, D., and Holz, T. Leveraging frequency analysis for deep fake image recognition. In *Proceedings of the 37th International Conference on Machine Learning*, volume 119 of *Proceedings of Machine Learning Research*, pp. 3247–3258, July 2020.
- Girish, S., Suri, S., Rambhatla, S. S., and Shrivastava, A. Towards discovery and attribution of open-world GAN generated images. In *Proceedings of the IEEE/CVF International Conference on Computer Vision*, pp. 14094–14103, 2021.
- Gragnaniello, D., Marra, F., and Verdoliva, L. *Detection of AI-Generated Synthetic Faces*, pp. 191–212. Springer International Publishing, Cham, 2022. ISBN 978-3-030-87664-7. doi: 10.1007/978-3-030-87664-7_9.
- Gulrajani, I., Ahmed, F., Arjovsky, M., Dumoulin, V., and Courville, A. C. Improved training of wasserstein gans. *Advances in neural information processing systems*, 30, 2017.
- Haupt, J., Bajwa, W. U., Raz, G., and Nowak, R. Toeplitz compressed sensing matrices with applications to sparse channel estimation. *IEEE Transactions on Information Theory*, 56(11): 5862–5875, 2010. doi: 10.1109/TIT.2010.2070191.
- Hefferon, J. *Linear algebra*. 2012.
- Hirofumi, S., Fukuchi, K., Akimoto, Y., and Sakuma, J. Did you use my GAN to generate fake? post-hoc attribution of GAN generated images via latent recovery. In *2022 International Joint Conference on Neural Networks (IJCNN)*, pp. 1–8, 2022. doi: 10.1109/IJCNN55064.2022.9892704.
- Karras, T., Laine, S., Aittala, M., Hellsten, J., Lehtinen, J., and Aila, T. Analyzing and improving the image quality of StyleGAN. In *Proceedings of the IEEE/CVF Conference on Computer Vision and Pattern Recognition (CVPR)*, June 2020.
- Kim, C., Ren, Y., and Yang, Y. Decentralized attribution of generative models. In *International Conference on Learning Representations*, 2021.
- Kingma, D. P. and Ba, J. Adam: A method for stochastic optimization. In *International Conference on Learning Representations*, 2015.
- Krahmer, F., Mendelson, S., and Rauhut, H. The restricted isometry property for random convolutions. *International Conference on Sampling Theory and Applications*, 10:376–379, 2013.
- Lago, F., Pasquini, C., Böhme, R., Dumont, H., Goffaux, V., and Boato, G. More real than real: A study on human visual perception of synthetic faces [applications corner]. *IEEE Signal Processing Magazine*, 39(1):109–116, 2022. doi: 10.1109/MSP.2021.3120982.
- Lederer, J. *Fundamentals of High-Dimensional Statistics: With Exercises and R Labs*. Springer Texts in Statistics, 2022a. ISBN 978-3-030-73792-4.
- Lederer, J. Statistical guarantees for sparse deep learning. *arXiv preprint arXiv:2212.05427*, 2022b.
- Li, C. OpenAI’s GPT-3 language model: A technical overview. <https://lambdalabs.com/blog/demystifying-gpt-3>, June 2020.
- Lin, T.-Y., Maire, M., Belongie, S., Hays, J., Perona, P., Ramanan, D., Dollár, P., and Zitnick, C. L. Microsoft coco: Common objects in context. In Fleet, D., Pajdla, T., Schiele, B., and Tuytelaars, T. (eds.), *Computer Vision – ECCV 2014*, pp. 740–755, Cham, 2014. Springer International Publishing.
- Liu, Z., Luo, P., Wang, X., and Tang, X. Deep learning face attributes in the wild. In *Proceedings of International Conference on Computer Vision (ICCV)*, December 2015.
- Mao, X., Li, Q., Xie, H., Lau, R. Y., Wang, Z., and Paul Smolley, S. Least squares generative adversarial networks. In *Proceedings of the IEEE international conference on computer vision*, pp. 2794–2802, 2017.

- Marra, F., Gragnaniello, D., Verdoliva, L., and Poggi, G. Do GANs leave artificial fingerprints? In *2019 IEEE Conference on Multimedia Information Processing and Retrieval (MIPR)*, pp. 506–511, March 2019a.
- Marra, F., Saltori, C., Boato, G., and Verdoliva, L. Incremental learning for the detection and classification of GAN-generated images. In *2019 IEEE International Workshop on Information Forensics and Security (WIFS)*, pp. 1–6, December 2019b.
- Mink, J., Luo, L., Barbosa, N. M., Figueira, O., Wang, Y., and Wang, G. DeepPhish: Understanding user trust towards artificially generated profiles in online social networks. In *31st USENIX Security Symposium (USENIX Security 22)*, pp. 1669–1686, Boston, MA, August 2022. USENIX Association. ISBN 978-1-939133-31-1.
- Nguyen, T. T., Nguyen, Q. V. H., Nguyen, D. T., Nguyen, D. T., Huynh-The, T., Nahavandi, S., Nguyen, T. T., Pham, Q.-V., and Nguyen, C. M. Deep learning for deepfakes creation and detection: A survey. *Computer Vision and Image Understanding*, 223:103525, 2022. ISSN 1077-3142. doi: <https://doi.org/10.1016/j.cviu.2022.103525>.
- Nightingale, S. J. and Farid, H. Ai-synthesized faces are indistinguishable from real faces and more trustworthy. *Proceedings of the National Academy of Sciences*, 119(8):e2120481119, 2022. doi: [10.1073/pnas.2120481119](https://doi.org/10.1073/pnas.2120481119).
- Ong, D. S., Chan, C. S., Ng, K. W., Fan, L., and Yang, Q. Protecting intellectual property of generative adversarial networks from ambiguity attacks. In *Proceedings of the IEEE/CVF Conference on Computer Vision and Pattern Recognition*, pp. 3630–3639, 2021.
- Parhi, R. and Nowak, R. D. Banach space representer theorems for neural networks and ridge splines. *J. Mach. Learn. Res.*, 22(43):1–40, 2021.
- Radford, A., Metz, L., and Chintala, S. Unsupervised representation learning with deep convolutional generative adversarial networks. *arXiv preprint arXiv:1511.06434*, 2015.
- Ramesh, A., Dhariwal, P., Nichol, A., Chu, C., and Chen, M. Hierarchical text-conditional image generation with clip latents, 2022.
- Rea, N. Could a robot ever recreate the aura of a Leonardo Da Vinci masterpiece? it’s already happening. *The Guardian*, January 2023.
- Rombach, R., Blattmann, A., Lorenz, D., Esser, P., and Ommer, B. High-resolution image synthesis with latent diffusion models. In *Proceedings of the IEEE/CVF Conference on Computer Vision and Pattern Recognition (CVPR)*, pp. 10684–10695, June 2022.
- Ruff, L., Vandermeulen, R., Goernitz, N., Deecke, L., Siddiqui, S. A., Binder, A., Müller, E., and Kloft, M. Deep one-class classification. In Dy, J. and Krause, A. (eds.), *Proceedings of the 35th International Conference on Machine Learning*, volume 80 of *Proceedings of Machine Learning Research*, pp. 4393–4402. PMLR, 10–15 Jul 2018.
- Ruff, L., Vandermeulen, R. A., Görnitz, N., Binder, A., Müller, E., Müller, K.-R., and Kloft, M. Deep semi-supervised anomaly detection. *arXiv preprint arXiv:1906.02694*, 2019.
- Saharia, C., Chan, W., Saxena, S., Li, L., Whang, J., Denton, E., Ghasemipour, S. K. S., Ayan, B. K., Mahdavi, S. S., Lopes, R. G., Salimans, T., Ho, J., Fleet, D. J., and Norouzi, M. Photorealistic text-to-image diffusion models with deep language understanding, 2022.
- Schwarz, K., Liao, Y., and Geiger, A. On the frequency bias of generative models. In *Advances in Neural Information Processing Systems*, volume 34, pp. 18126–18136, 2021.
- Szegedy, C., Vanhoucke, V., Ioffe, S., Shlens, J., and Wojna, Z. Rethinking the inception architecture for computer vision. In *Proceedings of the IEEE Conference on Computer Vision and Pattern Recognition (CVPR)*, June 2016.
- Tax, D. M. J. and Duin, R. P. W. Support vector data description. *Machine Learning*, 54:45–66, 2004.
- Tibshirani, R. Regression shrinkage and selection via the lasso. *Journal of the Royal Statistical Society: Series B (Methodological)*, 58(1):267–288, 1996.

- Tibshirani, R. J. The lasso problem and uniqueness. *Electronic Journal of statistics*, 7:1456–1490, 2013.
- Verdoliva, L. Media forensics and deepfakes: An overview. *IEEE Journal of Selected Topics in Signal Processing*, 14(5):910–932, 2020. doi: 10.1109/JSTSP.2020.3002101.
- Xuan, X., Peng, B., Wang, W., and Dong, J. Scalable fine-grained generated image classification based on deep metric learning, December 2019.
- Yu, F., Zhang, Y., Song, S., Seff, A., and Xiao, J. LSUN: construction of a large-scale image dataset using deep learning with humans in the loop. *CoRR*, abs/1506.03365, 2015.
- Yu, N., Davis, L. S., and Fritz, M. Attributing fake images to GANs: Learning and analyzing GAN fingerprints. In *Proceedings of the IEEE/CVF International Conference on Computer Vision*, pp. 7556–7566, 2019.
- Yu, N., Skripniuk, V., Abdelnabi, S., and Fritz, M. Artificial fingerprinting for generative models: Rooting deepfake attribution in training data. In *Proceedings of the IEEE/CVF International Conference on Computer Vision*, pp. 14448–14457, 2021.
- Yu, N., Skripniuk, V., Chen, D., Davis, L. S., and Fritz, M. Responsible disclosure of generative models using scalable fingerprinting. *International Conference on Learning Representations*, March 2022.
- Zhang, B., Zhou, J. P., Shumailov, I., and Papernot, N. On attribution of deepfakes. *arXiv:2008.09194 [cs]*, March 2021.
- Zhang, X., Karaman, S., and Chang, S.-F. Detecting and simulating artifacts in GAN fake images. In *2019 IEEE International Workshop on Information Forensics and Security (WIFS)*, pp. 1–6, December 2019.
- Zhao, J., Mathieu, M., and LeCun, Y. Energy-based generative adversarial network. *arXiv preprint arXiv:1609.03126*, 2016.

A Deep Semi-Supervised Anomaly Detection

In anomaly detection, we seek to identify samples that are most likely not generated by a given generative process. We call such samples out-of-distribution samples. But in contrast to classical binary classification procedures, anomaly detection methods strive for bounded decision areas for the in-distribution samples, while logistic regression for instance yields unbounded decision areas. For example, SVDD (Tax & Duin, 2004) maps the data into a kernel-based feature space and finds the smallest hypersphere that encloses the majority of the data. Samples outside that hypersphere are then deemed as out-of-distribution samples. Recently, Ruff et al. (2018) replaced the kernel-based feature space with a feature space modeled by a deep network, which was further extended to the semi-supervised setting in Ruff et al. (2019). More specifically, given n unlabeled samples x_1, \dots, x_n , and m labeled samples $(\tilde{x}_1, \tilde{y}_1), \dots, (\tilde{x}_m, \tilde{y}_m)$, where $\tilde{y} = 1$ denotes an inlier sample, and $\tilde{y} = -1$ denotes an outlier sample, Ruff et al. (2019) seek to find a feature transformation function ϕ parameterized by weights $\mathcal{W} = (W^1, \dots, W^L)$. The corresponding optimization problem is defined as

$$\mathcal{W}^* \in \arg \min_{\mathcal{W}} \frac{1}{n+m} \sum_{i=1}^n \|\phi(x_i; \mathcal{W}) - c\|_2^2 + \frac{\eta}{n+m} \sum_{j=1}^n (\|\phi(\tilde{x}_j; \mathcal{W}) - c\|_2^2)^{\tilde{y}_j} + \frac{\lambda}{2} \sum_{l=1}^L \|W^l\|_F^2, \quad (6)$$

where $\eta > 0$ is a hyperparameter balancing the importance of the labeled samples, and c is a point in the feature space representing the center of the hypersphere. Intuitively, out-of-distribution samples x are mapped further away from c , resulting in a large ℓ_2 -distance $\|\phi(x; \mathcal{W}^*) - c\|_2$ and AD is performed by fixing a threshold $\tau > 0$ to classify

$$\hat{y} = \begin{cases} 1 & , \text{ if } \|\phi(x; \mathcal{W}^*) - c\|_2 \leq \tau \\ -1 & , \text{ if } \|\phi(x; \mathcal{W}^*) - c\|_2 > \tau \end{cases}. \quad (7)$$

We explain how we tuned τ in Section E.3.

While DeepSAD has been applied to typical anomaly detection tasks, it has never been applied for attributing samples to a generative model. Moreover, in our setting described in Section 2, we assume to have only access to samples generated by G and to real samples. Hence, DeepSAD reduces to a supervised anomaly detection method in this case.

B Recovery Guarantees for the Optimization Problem 5

In this section, we equip the proposed optimization problem (5) with theoretical recovery guarantees of the activation for random 2D-convolutions⁶. First, we show in Section B.1 the equivalence of (5) to a standard lasso-problem. Hence, we can draw a connection to the theory of compressed sensing, which we briefly review in Section B.2. We show how 2D-convolutions originate from deleting rows and columns of a Toeplitz matrix in Section B.3, which motivates a proof for the restricted isometry property for 2D-convolutions. Finally, we generalize the recovery bounds for the classical lasso to our modified lasso problem in Section B.4.

B.1 (5) is equivalent to a Lasso-Problem

We can rewrite (5) as follows:

$$\begin{aligned} \hat{z}_{L-1} &= \arg \min_{z_{L-1} \in \mathbb{R}^{D_{L-1}}} \|G_L(z_{L-1}) - o\|_2^2 + \lambda \|z_{L-1} - \bar{z}\|_1 \\ &= \arg \min_{z_{L-1} \in \mathbb{R}^{D_{L-1}}} \|G_L(z_{L-1}) - G_L(\bar{z}) + G_L(\bar{z}) - o\|_2^2 + \lambda \|z_{L-1} - \bar{z}\|_1 \\ &= \arg \min_{z_{L-1} \in \mathbb{R}^{D_{L-1}}} \|G_L(z_{L-1} - \bar{z}) - (o - G_L(\bar{z}))\|_2^2 + \lambda \|z_{L-1} - \bar{z}\|_1. \end{aligned}$$

⁶Transposed 2D-convolutions can be treated similarly.

Furthermore, since

$$\begin{aligned} & \min_{z_{L-1} \in \mathbb{R}^{D_{L-1}}} \|G_L(z_{L-1} - \bar{z}_{L-1}) - o'\|_2^2 + \lambda \|z_{L-1} - \bar{z}_{L-1}\|_1 \\ &= \min_{z_{L-1} \in \mathbb{R}^{D_{L-1}}} \|G_L(z_{L-1}) - o'\|_2^2 + \lambda \|z_{L-1}\|_1, \end{aligned}$$

for $o' := o - G_L(\bar{z})$, we can recover $\hat{z}_{L-1} = \hat{z}'_{L-1} + \bar{z}_{L-1}$, where

$$\hat{z}'_{L-1} = \arg \min_{z_{L-1} \in \mathbb{R}^{D_{L-1}}} \|G_L(z_{L-1}) - o'\|_2^2 + \lambda \|z_{L-1}\|_1. \quad (8)$$

Hence, to solve (5), we can solve (8) using standard lasso-algorithms such as FISTA (Beck & Teboulle, 2009). Additionally, note that the optimization problem is convex and satisfies finite-sample convergence guarantees, see Beck & Teboulle (2009).

B.2 Background on Compressed Sensing

Having observed an output $o \in \mathbb{R}^{D_{\text{out}}}$, the goal of compressed sensing is the recovery of a high-dimensional but structured signal $z^* \in \mathbb{R}^{D_{\text{in}}}$ with $D_{\text{in}} \gg D_{\text{out}}$ that has produced $o = \Phi(z^*)$ for some transformation $\Phi : \mathbb{R}^{D_{\text{in}}} \rightarrow \mathbb{R}^{D_{\text{out}}}$. In its simplest form, we define Φ as a linear function that characterizes an underdetermined linear system

$$o = Gz^*$$

where $G \in \mathbb{R}^{D_{\text{out}} \times D_{\text{in}}}$ is the defining matrix of Φ . G is usually referred to as the measurement matrix. As stated in Proposition 4.4, there usually exists a vector space of solutions $\{z \in \mathbb{R}^{D_{\text{in}}} | o = Gz\}$, and hence, signal recovery seems impossible. However, under certain assumptions on the true (but unknown) signal z^* and measurement matrix G , we can derive algorithms that are guaranteed to recover z^* , which is the subject of compressed sensing. In this section, we review some results from compressed sensing for sparse signals along the lines of the survey paper by Eldar & Kutyniok (2012).

One fundamental recovery algorithm for sparse signals is the basis pursuit denoising (Chen et al., 2001)

$$\min_z \|z\|_1 \text{ subject to } \|Gz - o\|_2 \leq \varepsilon \quad (9)$$

for some noise level $\varepsilon > 0$. Next, we define one set of assumptions on z^* and G —namely sparsity of z^* and the restricted isometry property of G —that allow the recovery of z^* using (9).

Definition B.1. For $S \in \mathbb{N}$, we call a vector $z \in \mathbb{R}^{D_{\text{in}}}$ S -sparse, if

$$\|z\|_0 := \#\{j \in \{1, \dots, D_{\text{in}}\} : z_j \neq 0\} \leq S.$$

We denote the set of all S -sparse vectors by $\Sigma_S \subset \mathbb{R}^{D_{\text{in}}}$.

Definition B.2. Let G be a $D_{\text{out}} \times D_{\text{in}}$ matrix. We say G has the restricted isometry property of order $S \in \mathbb{N}$, if there exists a $\delta_S \in (0, 1)$ such that

$$(1 - \delta_S)\|z\|_2^2 \leq \|Gz\|_2^2 \leq (1 + \delta_S)\|z\|_2^2 \quad \forall z \in \Sigma_S. \quad (10)$$

In that case, we say that G is (S, δ_S) -RIP.

To provide some intuition to that definition, note that G is (S, δ_S) -RIP if

$$\|Gz\|_2^2 = z^\top G^\top G z \approx \|z\|_2^2 = z^\top z \quad \forall z \in \Sigma_S,$$

where the approximation is due to the bounds in (10). Hence, the RIP is, loosely speaking, related to the condition $z^\top G^\top G z \approx z^\top z$ for S -sparse vectors z , i.e. G behaves like an orthogonal matrix on vectors $z \in \Sigma_S$. In fact, the restricted isometry property can be interpreted as a generalized relaxation of orthogonality for non-square matrices.

Lastly, let us define z_S as the best S -term approximation of z^* , i.e.

$$z_S = \arg \min_{z \in \Sigma_S} \|z^* - z\|_1. \quad (11)$$

Theorem B.3 (Noisy Recovery (Candès, 2008)). *Assume that G is $(2S, \delta_{2S})$ -RIP with $\delta_{2S} < \sqrt{2} - 1$ and let \hat{z} be the solution to (9) with a noise-level $\|\varepsilon\|_2 \leq E$. Then, there exist constants C_0, C_1 such that*

$$\|\hat{z} - z^*\|_2 \leq \frac{C_0}{\sqrt{S}} \|z^* - z_S\|_1 + C_1 E .$$

This fundamental theorem allows deriving theoretical recovery bounds for sparse signals under the RIP-assumption on G . Unfortunately, the combinatorial nature⁷ of the RIP makes it difficult to certify. In fact, it has been shown that certifying RIP is NP-hard (Bandeira et al., 2013). However, it can be shown that random matrices drawn from a distribution satisfying a certain concentration inequality are RIP with high probability (Baraniuk et al., 2008). Those random matrices include, for instance, the set of Gaussian random matrices, which could be used to model random fully-connected layers.

In the remainder of Section B we will deal with the derivation of the RIP for random 2D-convolutions (Section B.3) and a modified version of Theorem B.3 for the proposed optimization problem (5) (Corollary B.8 and Section B.4).

B.3 Recovery Guarantees for 2D-Convolutions

To the best of our knowledge, there exist RIP-results for random convolutions, however, they are restricted to unsuited matrix distributions, such as Rademacher entries Krahmer et al. (2013), and/or do not generalize to 2D-convolutions in their full generality Haupt et al. (2010), including convolutions with multiple channels, padding, stride, and dilation. In this Section, we prove that randomly-generated 2D-convolutions indeed obey the restricted isometry property with high probability, which allows the application of recovery guarantees as provided by Theorem B.3. We begin by viewing 2D-convolutions as Toeplitz matrices with deleted rows and columns. In fact, this motivates a proof strategy for the RIP of 2D-convolutions by recycling prior results (Haupt et al., 2010).

Definition B.4. Let $G \in \mathbb{R}^{D_{\text{out}} \times D_{\text{in}}}$ be a matrix given by

$$G := \begin{pmatrix} g_0 & g_{-1} & g_{-2} & \cdots & \cdots & g_{-(D_{\text{in}}-1)} \\ g_1 & g_0 & g_{-1} & \ddots & & \vdots \\ g_2 & g_1 & \ddots & \ddots & \ddots & \vdots \\ \vdots & \ddots & \ddots & \ddots & g_{-1} & g_{-2} \\ \vdots & & \ddots & g_1 & g_0 & g_{-1} \\ g_{(D_{\text{out}}-1)} & \cdots & \cdots & g_2 & g_1 & g_0 \end{pmatrix} .$$

Then, we call G the Toeplitz matrix generated by the sequence $\{g_i\}_{i \in I}$ for $I := \{-(D_{\text{in}} - 1), \dots, 0, \dots, D_{\text{out}} - 1\}$.

We begin by illustrating the relationship between Toeplitz matrices and standard 2D-convolutions along the example depicted in Figure 5. Algorithmically, we can construct the matrix G by performing the following steps. First, we begin with constructing the Toeplitz matrix $T(k)$ generated by the sequence

$$g_0 = k_{0,0}, g_{-1} = k_{0,1}, g_{-4} = k_{1,0}, g_{-5} = k_{1,1}, g_j = 0 \text{ for } j \notin \{0, -1, -4, -5\} .$$

Secondly, we delete any row that corresponds to a non-conformal 2D-convolution, such as the convolution applied on the values $x_{0,3}, x_{1,3}, x_{1,0}, x_{2,0}$, as illustrated in the last row in Figure 5. Similarly, we can implement strided convolutions by deleting rows of $T(k)$. Dilation is implemented by dilating $T(k)$, i.e. padding zeros in the sequence that generates $T(k)$ and multi-channel 2D-convolutions are implemented by simply stacking one-channel matrices $G_{\text{channel } i}$ in a row-wise fashion. Padded 2D-convolutions can be implemented by either padding zeros to the input, see Figure 6, or by deleting the corresponding columns of G without altering the input. In summary, we can construct a 2D-convolution by generating a Toeplitz matrix from the sequence of zero-padded⁸ kernel parameters, from which we delete n_r rows and n_c columns, where n_r is given by the input dimensions and the stride, whereas n_c is given by the padding.

⁷The assumption of a certain behavior for S -sparse inputs can be interpreted as an assumption on all $D_{\text{out}} \times S$ submatrices of G .

⁸the exact padding is given by the number of channels and the dilation

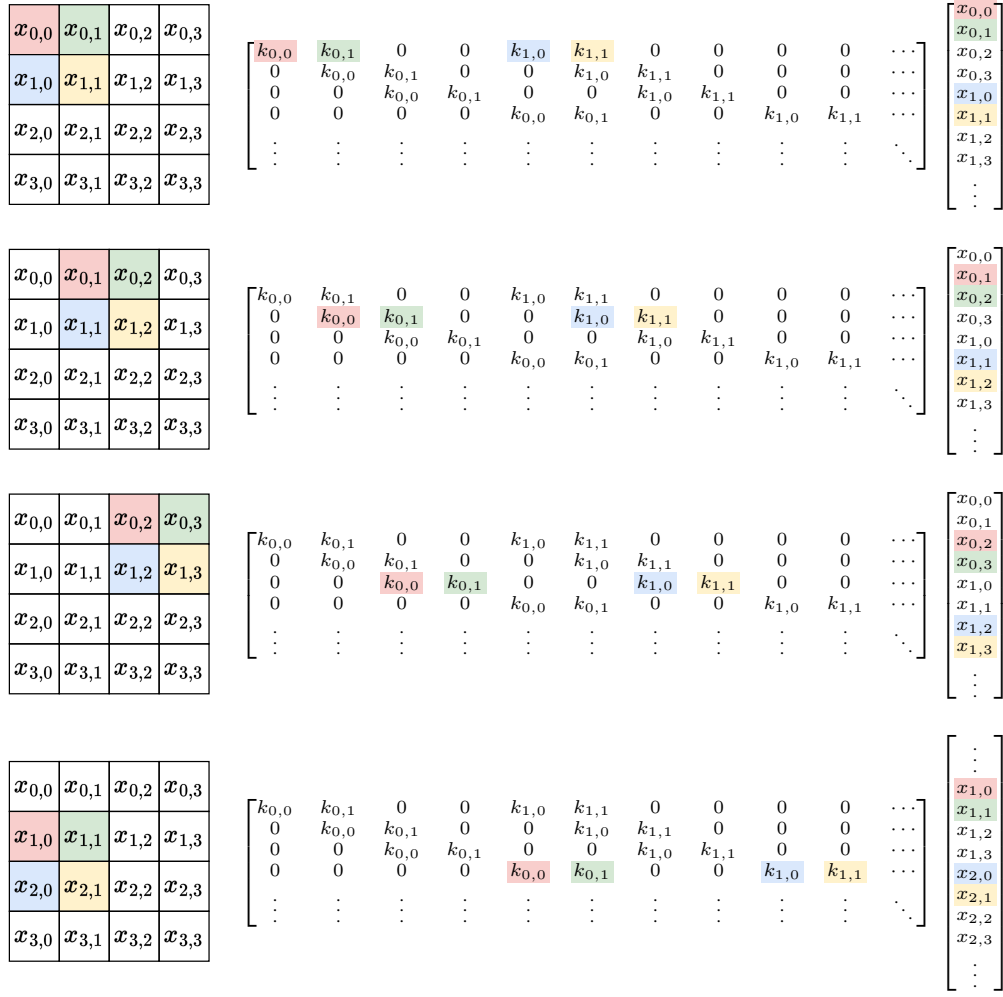


Figure 5: **Convolutional arithmetic as matrix multiplication.** Each row shows one convolutional operation. Left: Conventional illustration of a 2D-convolution. Right: 2D-convolution as matrix multiplication $G \cdot x$.

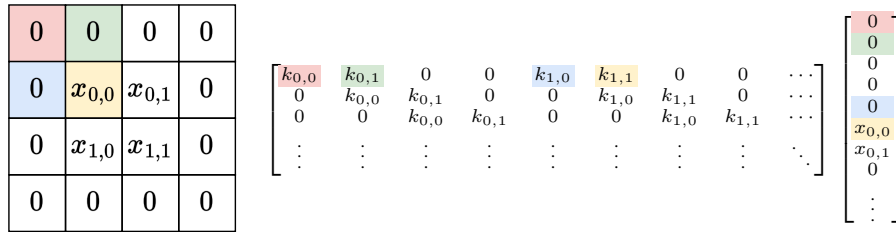


Figure 6: **Padded convolutional arithmetic as matrix multiplication.** Left: Conventional illustration of a padded 2D-convolution. Right: 2D-convolution as matrix multiplication $G \cdot x$.

Those relationships motivate how we approach the proof for RIP for 2D-convolutions. First, we recycle a result by Haupt et al. (2010) and generalize the restricted isometry property for Toeplitz matrices generated by sequences $\{g_i\}_{i=1}^p$ containing zeros (Theorem B.5). Secondly, we show that deleting rows and columns of the Toeplitz matrix retain the RIP to some extent (Lemma B.6 and Lemma B.7). Combining both ideas provides the RIP, and therefore a recovery bound, for random 2D-convolutions with multiple channels, padding, stride, and dilation (Corollary B.8).

Theorem B.5. *Let $\{g_i\}_{i=1}^p$ be a sequence of length $p = p_0 + p_r$ such that*

- $g_i = 0$ for $i \in \mathcal{O}$ and
- $g_i \sim \mathbf{g}_i$, where \mathbf{g}_i are i.i.d. zero-mean random variables with variance $\mathbb{E}(\mathbf{g}_i^2) = 1/p_r$ and $|\mathbf{g}_i| \leq \sqrt{c/p_r}$ for some $c \geq 1$ and $i \notin \mathcal{O}$,

where $\mathcal{O} \subset \{1, \dots, p\}$ with cardinality $|\mathcal{O}| = p_0$. Furthermore, let G be the Toeplitz matrix generated by the sequence $\{g_i\}_{i=1}^p$. Then, for any $\delta_S \in (0, 1)$ there exist constants c_1, c_2 , such that for any sparsity level $S \leq c_2 \sqrt{p_r / \log(D_{\text{in}})}$ it holds with probability at least $1 - \exp(-c_1 p_r / S^2)$ that G is (S, δ_S) -RIP.

This result is very similar to Theorem 6 by Haupt et al. (2010). In fact, the difference here is that we pad the sequence that generates the Toeplitz matrix by zero values $\{g_i\}_{i \in \mathcal{O}}$. To prove this modified version, we note that we can apply Lemma 6 and Lemma 7 by Haupt et al. (2010) for the sequence of zero-padded random variables $\{g_i\}_{i=1}^p$ as well. Besides that, we can perform the exact same steps as in the proof of Theorem 6 by Haupt et al. (2010), which is why we leave out the proof.

We want to highlight that the sparsity level S and the probability for G being (S, δ_S) -RIP both scale with p_r , which is essentially determined by the number of kernels and the kernel size of the 2D-convolution.

Lemma B.6. *Let $G \in \mathbb{R}^{D_{\text{out}} \times D_{\text{in}}}$ be (S, δ_S) -RIP and let $G_{:, -j} \in \mathbb{R}^{D_{\text{out}} \times (D_{\text{in}} - 1)}$ be the matrix resulting from deleting the j th column from G . Then it follows that $G_{:, -j}$ is $(S - 1, \delta_S)$ -RIP.*

Proof. Let $z' \in \mathbb{R}^{D_{\text{in}} - 1}$ be a $S - 1$ -sparse vector and consider its zero-padded version $z \in \mathbb{R}^{D_{\text{in}}}$ with marginals z_i defined by

$$z_i := \begin{cases} z'_i & \text{if } i < j \\ 0 & \text{if } i = j \\ z'_{i-1} & \text{if } i > j \end{cases}.$$

Note that z is S -sparse and since G is assumed to be (S, δ_S) -RIP it follows that

$$(1 - \delta_S) \|z\|_2^2 \leq \|Gz\|_2^2 \leq (1 + \delta_S) \|z\|_2^2.$$

It holds that

$$\|Gz\|_2^2 = \|G_{:, -j} z'\|_2^2 \quad \text{and} \quad \|z\|_2^2 = \|z'\|_2^2$$

and therefore

$$(1 - \delta_S) \|z'\|_2^2 \leq \|G_{:, -j} z'\|_2^2 \leq (1 + \delta_S) \|z'\|_2^2,$$

which proves that $G_{:, -j}$ is $(S - 1, \delta_S)$ -RIP. \square

Lemma B.7. *Let $G \in \mathbb{R}^{D_{\text{out}} \times D_{\text{in}}}$ be (S, δ_S) -RIP and let $G_{-j, :} \in \mathbb{R}^{(D_{\text{out}} - 1) \times D_{\text{in}}}$ be the matrix resulting from deleting the j th row from G . Then it follows that $G_{-j, :}$ is (S, δ'_S) -RIP, where*

$$\delta'_S := \delta_S + S \max_i G_{j,i}^2.$$

Proof. Let $z \in \Sigma_S$. Since G is assumed to be (S, δ_S) -RIP, it holds that

$$\|G_{-j, :} z\|_2^2 \leq \|Gz\|_2^2 \leq (1 + \delta_S) \|z\|_2^2 \leq (1 + \delta'_S) \|z\|_2^2,$$

where the first inequality follows from the positivity of the summands, the second inequality follows from (10), and the third inequality follows from $\delta_S \leq \delta'_S$. Hence, it remains to prove the lower bound

from (10):

$$\begin{aligned}
\|G_{-j,:}z\|_2^2 &= \sum_{\substack{i=1 \\ i \neq j}}^{D_{\text{out}}} (G_{i,:}^\top z)^2 \\
&= \left(\sum_{i=1}^{D_{\text{out}}} (G_{i,:}^\top z)^2 \right) - (G_{j,:}^\top z)^2 \\
&= \left(\sum_{i=1}^{D_{\text{out}}} (G_{i,:}^\top z)^2 \right) - (G_{j,S}^\top z_S)^2,
\end{aligned}$$

where $S := \{j : z_j \neq 0\}$ denotes the support of z . Finally, we can apply the Cauchy-Schwartz inequality to conclude that

$$\|G_{-j,:}z\|_2^2 \geq (1 - \delta_S)\|z\|_2^2 - \|G_{j,S}\|_2^2 \|z_S\|_2^2 = (1 - \delta'_S)\|z\|_2^2$$

since $\|z\|_2^2 = \|z_S\|_2^2$. Hence, $G_{j,:}$ is (S, δ'_S) -RIP. \square

Gathering our results, we can derive the following probabilistic recovery bound.

Corollary B.8. *Let G be a 2D-convolution resulting from n_r row deletions with n_k kernel parameters sampled from an i.i.d. zero-mean random variables \mathbf{k}_i with $\mathbb{E}(\mathbf{k}_i^2) = 1/n_k$ and $|\mathbf{k}_i| \leq \sqrt{c/n_k}$ for some $c \geq 1$. Then, there exists a $S \in \mathbb{N}$ and $C_0, C_1, C_2 \geq 0$ such that if additionally $|\mathbf{k}_i| \leq \sqrt{C_2/n_d S}$ then it holds with high probability that*

$$\|\hat{z} - z^*\|_2 \leq \frac{C_0}{\sqrt{S}} \|z^* - z_S\|_1 + C_1 E, \quad (12)$$

where $E \geq \|\varepsilon\|_2$ is the noise-level.

Proof. From Theorem B.5, it follows that there exists a $\delta_S < \sqrt{2} - 1$ and a sparsity level S such that the Toeplitz matrix $T(G)$ corresponding to G is (δ_S, S) -RIP with high probability. Furthermore, let us define $C_2 := \sqrt{2} - 1 - \delta_S$. By iteratively deleting n_d rows from on $T(G)$, we end up with G , which is—according to Lemma B.6— (δ'_S, S) -RIP with

$$\delta'_S = \delta_S + n_d S \max_i k_i \leq \delta_S + n_d S \frac{C_2}{n_d S} = \delta_S + C_2 = \sqrt{2} - 1.$$

Hence, we can apply Theorem B.3 to conclude that there exist constants C_0, C_1 such that

$$\|\hat{z} - z^*\|_2 \leq \frac{C_0}{\sqrt{S}} \|z^* - z_S\|_1 + C_1 E.$$

\square

Note that by iteratively applying Lemma B.6, we can derive a similar result for 2D-convolutions that employ zero-padding, which we leave out for the sake of simplicity.

B.4 Extending the Results to the Optimization Problem (5)

So far, we have only derived recovery guarantees for solutions of the optimization problem (9). Fortunately, as presented in (8) in the main paper, we can readily draw a connection between (9) and (5).

Definition B.9 ((\bar{z}, S) -Similarity). Let $z, \bar{z} \in \mathbb{R}^D$. We say that z is (\bar{z}, S) -similar, if $\|z - \bar{z}\|_0$ is S -sparse. We denote the set of all (\bar{z}, S) -similar vectors by $\Sigma_S(\bar{z})$.

In the following, we switch back to the notation from Section 4 but leave out the layer index⁹ to emphasize the generality of this Section, i.e.

$$\begin{aligned}
\hat{z} &= \arg \min_{z \in \mathbb{R}^{D_{\text{in}}}} \|Gz - o\|_2^2 + \lambda \|z - \bar{z}\|_1, \\
\hat{z}' &= \arg \min_{z \in \mathbb{R}^{D_{\text{in}}}} \|Gz - o'\|_2^2 + \lambda \|z\|_1,
\end{aligned}$$

⁹compare with (8) for instance

with $o' = o - G\bar{z} = G(z^* - \bar{z})$. Since $z^* - \bar{z}$ is the input producing o' , we define $z^{*'} = z^* - \bar{z}$. Then, we can readily extend sparse recovery results, such as Corollary B.8, to (\bar{z}, S) -similar recovery results by applying a simple zero-extensions:

$$\|\hat{z} - z^*\|_2^2 = \|\hat{z} - \bar{z} + \bar{z} - z^*\|_2^2 = \|(\hat{z} - \bar{z}) - (z^* - \bar{z})\|_2^2 = \|\hat{z}' - z^{*'}\|_2^2.$$

The right-hand side can be upper-bounded by our sparse recovery bound (12) since, per definition, (\bar{z}, S) -similarity of z^* implies S -sparsity of $z^{*'}$.

C Uniqueness of the Solution of (5)

The optimization problem (5) can be reformulated as an equivalent lasso optimization problem (Section B.1), offering the advantage of leveraging efficient optimization algorithms like FISTA (Beck & Teboulle, 2009), which are guaranteed to converge. In addition, we show in this section that the solution is also unique, i.e. FISTA converges to a *unique solution*. Therefore, there is no need to solve the optimization problem for different seeds, as seen in similar methods discussed in Section 3. We prove the uniqueness by applying techniques from Tibshirani (2013).

In the following, we assume that $D_{\text{in}} > D_{\text{out}}$.

Definition C.1. Let $G \in \mathbb{R}^{D_{\text{out}} \times D_{\text{in}}}$. We say that G has columns in *general position* if for any selection of columns $G_{i_1}, \dots, G_{i_{D_{\text{in}}}}$ of G and any signs $\sigma_1, \dots, \sigma_{i_{D_{\text{in}}}} \in \{-1, 1\}$ it holds

$$\text{Aff}(\{\sigma_1 G_{i_1}, \dots, \sigma_{i_{D_{\text{in}}}} G_{i_{D_{\text{in}}}}\}) \cap \{\pm G_i : i \notin \{i_1, \dots, i_{D_{\text{in}}}\}\} = \emptyset,$$

where $\text{Aff}(S) := \{\sum_{n=1}^N \lambda_n s_n : \sum_{n=1}^N \lambda_n = 1\}$ defines the affine hull of the set $S = \{s_1, \dots, s_N\}$.

Lemma C.2 (Tibshirani (2013)). *If the columns of $G \in \mathbb{R}^{D_{\text{out}} \times D_{\text{in}}}$ are in general position, then for any $\lambda > 0$, $o \in \mathbb{R}^{D_{\text{out}}}$ the lasso problem*

$$\hat{z} = \arg \min_{z \in \mathbb{R}^{D_{\text{in}}}} \|Gz - o\|_2^2 + \lambda \|z\|_1$$

has a unique solution.

In the following, we prove that a 2D-convolution has columns in general position.

Proposition C.3. *Let $G \in \mathbb{R}^{D_{\text{out}} \times D_{\text{in}}}$ be a 2D-convolution with kernel $k \in \mathbb{R}^{D_k}$ with pairwise different kernel values and $D_k \geq 2$. Then, there exist binary matrices $U_j \in \{0, 1\}^{D_{\text{out}} \times D_{\text{in}}}$ for $j \in \{1, \dots, D_{\text{in}}\}$ such that:*

1. *the j th column of G can be written as $G_j = U_j \cdot k \in \mathbb{R}^{D_{\text{out}}}$;*
2. *The supports of U_j ,*

$$S_j := \{(l, m) \in \{1, \dots, D_{\text{out}}\} \times \{1, \dots, D_{\text{in}}\} : (U_j)_{l,m} \neq 0\}$$

are pairwise disjoint for all j .

Proof. G is a 2D-convolution, therefore, each column G_j is a sparse vector with l th entry $(G_j)_l \in \{0, k_1, \dots, k_{D_k}\}$, i.e. it is either 0 or one of the kernel values. Hence, we can define the U_j by

$$(U_j)_{l,m} = \begin{cases} 1 & \text{if } (G_j)_l = k_m \\ 0 & \text{otherwise} \end{cases} \quad (13)$$

for all $(l, m) \in \{1, \dots, D_{\text{out}}\} \times \{1, \dots, D_{\text{in}}\}$. Using that construction, we get

$$(U_j \cdot k)_l = (U_j)_l \cdot k = \begin{cases} k_m & \text{if } (G_j)_l = k_m \\ 0 & \text{otherwise} \end{cases} = (G_j)_l \quad \text{for all } l \in \{1, \dots, D_{\text{out}}\},$$

where $(U_j)_l$ denotes the l th row of U_j . This proves the first claim, that is, $G_j = U_j \cdot k$. The second claim becomes immediate from our construction: Assume that there exist j, j' with $j \neq j'$ but $S_j \cap S_{j'} \neq \emptyset$. This means that there exists a (l, m) such that $(U_j)_{l,m} = (U_{j'})_{l,m}$. According to (13), this means that $(G_j)_l = k_m = (G_{j'})_l$, which contradicts the Toeplitz-like structure of G , see Section B.3. Hence, S_j and $S_{j'}$ must be disjoint. \square

Theorem C.4. Let $G \in \mathbb{R}^{D_{\text{out}} \times D_{\text{in}}}$ be a 2D-convolution with kernel values k_j sampled from independent continuous random variables \mathbf{k}_j . Then, G has columns in general position with probability 1.

Before proving Theorem C.4, let us provide a basic result from linear algebra.

Lemma C.5. Let $G_1, \dots, G_{n+1} \in \mathbb{R}^D$ for some $n, D \in \mathbb{N}$. Then it is

$$G_{n+1} \in \text{Aff}(\{G_1, \dots, G_n\}) \Leftrightarrow G_{n+1} - G_n \in \text{span}(G_1 - G_n, \dots, G_{n-1} - G_n),$$

where span denotes the linear span.

Proof. Let $G_{n+1} - G_n \in \text{span}(G_1 - G_n, \dots, G_{n-1} - G_n)$. Therefore, there exist $\lambda_1, \dots, \lambda_{n-1} \in \mathbb{R}$ such that

$$\begin{aligned} G_{n+1} - G_n &= \sum_{j=1}^{n-1} \lambda_j (G_j - G_n) \\ \Leftrightarrow G_{n+1} &= \sum_{j=1}^{n-1} \lambda_j G_j - \sum_{j=1}^{n-1} \lambda_j G_n + G_n \\ \Leftrightarrow G_{n+1} &= \sum_{j=1}^{n-1} \lambda_j G_j + \left(1 - \sum_{j=1}^{n-1} \lambda_j\right) G_n. \end{aligned}$$

The above coefficients of G_j satisfy

$$\sum_{j=1}^{n-1} \lambda_j + \left(1 - \sum_{j=1}^{n-1} \lambda_j\right) = 1.$$

Therefore, we have shown that there exist coefficients λ'_j such that $G_{n+1} = \sum_{j=1}^n \lambda'_j G_j$, that is, $G_{n+1} \in \text{Aff}(\{G_1, \dots, G_n\})$.

Conversely, let $G_{n+1} \in \text{Aff}(\{G_1, \dots, G_n\})$. Then, there exist $\lambda_1, \dots, \lambda_n \in \mathbb{R}$ with $\sum_{j=1}^n \lambda_j = 1$ such that

$$G_{n+1} = \sum_{j=1}^n \lambda_j G_j \Leftrightarrow G_{n+1} - G_n = \sum_{j=1}^n \lambda_j G_j - G_n = \sum_{j=1}^n \lambda_j G_j - \sum_{j=1}^n \lambda_j G_n = \sum_{j=1}^n \lambda_j (G_j - G_n),$$

which proves that $G_{n+1} - G_n \in \text{span}(G_1 - G_n, \dots, G_{n-1} - G_n)$. \square

Next, we provide the proof of Theorem C.4.

Proof. Let $G_{i_1}, \dots, G_{i_{D_{\text{in}}}}, G_{i_{D_{\text{in}}+1}}$ be a collection of $D_{\text{in}} + 1$ columns of G . We show that $G_{i_{D_{\text{in}}+1}} \in \text{Aff}(\{G_{i_1}, \dots, G_{i_{D_{\text{in}}}}\})$ by proving that $G_{i_{D_{\text{in}}+1}} - G_{i_{D_{\text{in}}}} \in \text{span}(G_{i_1} - G_{i_{D_{\text{in}}}}, \dots, G_{i_{D_{\text{in}}-1}} - G_{i_{D_{\text{in}}}})$ with probability 1, see Lemma C.5. According to Proposition C.3, there exist binary matrices U_j such that

$$\begin{aligned} G_{i_{D_{\text{in}}+1}} - G_{i_{D_{\text{in}}}} &\in \text{span}(G_{i_1} - G_{i_{D_{\text{in}}}}, \dots, G_{i_{D_{\text{in}}-1}} - G_{i_{D_{\text{in}}}}) \\ \Leftrightarrow (U_{i_{D_{\text{in}}+1}} - U_{i_{D_{\text{in}}}}) \cdot k &\in \text{span}((U_{i_1} - U_{i_{D_{\text{in}}}}) \cdot k, \dots, (U_{i_{D_{\text{in}}-1}} - U_{i_{D_{\text{in}}}}) \cdot k) \\ \Leftrightarrow \exists (\lambda_1, \dots, \lambda_{D_{\text{in}}-1}) \neq (0, \dots, 0) : &(U_{i_{D_{\text{in}}}} - U_{i_{D_{\text{in}}-1}}) \cdot k = \sum_{j=1}^{D_{\text{in}}-1} \lambda_j (U_{i_j} - U_{i_{D_{\text{in}}}}) \cdot k \\ \Leftrightarrow \exists (\lambda_1, \dots, \lambda_{D_{\text{in}}-1}) \neq (0, \dots, 0) : &0 = \left(\sum_{\substack{j=1 \\ j \neq D_{\text{in}}}}^{D_{\text{in}}+1} \lambda_j (U_{i_j} - U_{i_{D_{\text{in}}}}) \right) \cdot k, \text{ with } \lambda_{D_{\text{in}}+1} := -1 \\ \Rightarrow k \in \text{nul} \left(\sum_{\substack{j=1 \\ j \neq D_{\text{in}}}}^{D_{\text{in}}+1} \lambda_j (U_{i_j} - U_{i_{D_{\text{in}}}}) \right) &\text{ for the above choice of } \lambda_1, \dots, \lambda_{D_{\text{in}}-1}, \lambda_{D_{\text{in}}+1}, \end{aligned} \quad (14)$$

where $\text{nul}(A)$ denotes the null-space of A . We show that (14) holds with probability 0 by proving that the null-space has dimension less than D_k . By the rank-nullity theorem, this is equivalent to showing that

$$\text{rank}(U) \geq 1 \quad \text{for } U := \sum_{\substack{j=1 \\ j \neq D_{\text{in}}}}^{D_{\text{in}}+1} \lambda_j (U_{i_j} - U_{i_{D_{\text{in}}}}) .$$

Since U is a linear mapping, it is sufficient to show that there exists some $k \in \mathbb{R}$ such that $Uk \neq 0$. Without loss of generality, let $\lambda_1 \neq 0$. Then, since $U_1 \neq 0$, we know that there exist some l, m such that $(U_1)_{l,m} = 1$. Then, it holds for $k = e_m$, where e_m is the m th euclidean unit vector, that

$$(Uk)_l = \left(\sum_{j=1}^{D_{\text{in}}-1} \lambda_j U_j e_m - \sum_{j=1}^{D_{\text{in}}-1} \lambda_j U_{D_{\text{in}}} e_m \right)_l = \left(\sum_{j=1}^{D_{\text{in}}} \lambda_j U_j e_m \right)_l = \lambda_1 \neq 0 ,$$

where $\lambda_{D_{\text{in}}} := -\sum_{j=1}^{D_{\text{in}}} \lambda_j$. Note, the last equality follows by the fact that all U_j have pairwise disjoint supports. Since the l th component of Uk is not zero, we conclude that there exists some $k \in \mathbb{R}^{D_k}$ such that $Uk \neq 0$. Therefore, $\text{rank}(U) \geq 1$, from which derive that $\dim(\text{nul}(U)) < D_k$, i.e. the null-space of U has Lebesgue mass 0.

In summary, if $G_{i_{D_{\text{in}}+1}} \in \text{Aff}(\{G_{i_1}, \dots, G_{i_{D_{\text{in}}}}\})$, then k needs to be in a Lebesgue null-set, which has probability 0 since \mathbf{k}_j are assumed to be continuous random variables. We can repeat the same arguments independent of the sign of $G_{i_{D_{\text{in}}+1}}$, the sign of $G_{i_1}, \dots, G_{i_{D_{\text{in}}}}$, for each G_i with $i \notin \{i_1, \dots, i_{D_{\text{in}}}\}$, and for any collection of $\{i_1, \dots, i_{D_{\text{in}}}\}$. By taking a union bound over all choices, we conclude that the columns of G are in general position with probability 1. \square

Finally, plugging the pieces together, we prove the uniqueness of (5).

Corollary C.6. *Let $G \in \mathbb{R}^{D_{\text{out}} \times D_{\text{in}}}$ be a 2D-convolution with kernel values k_j sampled from independent continuous random variables \mathbf{k}_j . Then, the optimization problem (5) has a unique solution with probability 1.*

Proof. As shown in Section B.1, we can rewrite (5) to the equivalent lasso optimization problem (8). According to Theorem C.4, the columns of G are in general linear position with probability 1. Using Lemma C.2, we conclude that (5) has a unique solution with probability 1. \square

D Adapting Closed-World Attribution Methods to the Open-World Setting

While the method proposed in this work provides an efficient solution to the problem of single-model attribution in the open-world setting, it might not be suitable under all circumstances (e.g., if final-layer inversion is infeasible due to non-invertible ReLU-activations). Furthermore, if a particularly effective method exists in the closed-world setting, it might be beneficial to build upon this strong foundation. We, therefore, propose two adapted methods, SM (single-model)-Fingerprinting and SM-Inversion, which leverage the existing approaches to the open-world setting. Both return an anomaly score $s(x)$ that can be used to identify outliers by comparing it to a threshold τ . All samples with an anomaly score greater than τ are classified as outliers.

SM-Fingerprinting Marra et al. (2019a) propose to use the photo response non-uniformity (PRNU) to obtain noise residuals from images. The fingerprint f_G is computed by averaging the residuals over a sufficient amount of images generated by G . Given an unknown image x , the anomaly score is defined as the negative inner product between x and f_G , $s(x) := -\tilde{f}_G^\top \tilde{x}$, where \tilde{f}_G and \tilde{x} are the flattened and standardized versions of f_G and x , respectively. In the following, we refer to this kind of SM-Fingerprinting as SM-F.

SM-Inversion For inversion-based methods, the anomaly score is naturally given by the distance between the original image $x \in \mathbb{R}^D$ and its best reconstruction $G(\hat{z})$. It is defined as $s(x) := 1/D \|x - G(\hat{z})\|$, where $\|\cdot\|$ is either the ℓ_2 -norm Albright & McCloskey (2019) or a distance based on a pre-trained Inception-V3 (Szegedy et al., 2016) as proposed by Zhang et al. (2021). In the following, we refer to the two variants as SM-Inv₂ and SM-Inv_{inc}. The reconstruction seed \hat{z} is found by performing multiple reconstruction attempts, each initialized on a different seed, and selecting the solution resulting in the smallest reconstruction distance.

E Experimental Details

E.1 Trained Generative Models

In the following, we describe the generative models utilized in Section 5 in full detail. All models were optimized using Adam with a batch size of 128, a learning rate of 0.0002 and—if not stated differently—parameters $\beta_1 = 0.5$, $\beta_2 = 0.999$. The goal was not to train SOTA-models but rather to provide a diverse set of generative models as baselines for evaluating attribution performances in the setting described in Section 2. We visualize some samples in Figure 7.




Figure 7: **Examples of generated images.** The first row represents real images, and each further row represents samples from DCGAN, WGAN-GP, LSGAN, EBGAN, respectively.

DCGAN Our DCGAN Generator has 5 layers, where the first 4 layers consist of a transposed convolution, followed by batchnorm and a ReLU-activation, and the last layer consists of a transposed convolution (without bias) and a tanh-activation. The transposed convolutions in- and output-channel dimensions are $100 \rightarrow 512 \rightarrow 256 \rightarrow 128 \rightarrow 64 \rightarrow 3$ and have a kernel size of 4, stride of 2, and a padding of 1 (besides the first transposed convolution, which has a padding of 0). The discriminator has 5 layers, where the first layer is a convolution (without bias) followed by a leaky-ReLU-activation, the next 3 are consist of a convolution, batchnorm, and leaky-ReLU-activation, and the last layer consists of a convolution and a final sigmoid-activation. We set the leaky-ReLU tuning parameter to 0.2. The convolutions channel dimensions are $3 \rightarrow 64 \rightarrow 128 \rightarrow 256 \rightarrow 512 \rightarrow 1$, and we employed a kernel of size 4, stride of 2, and a padding of 1 in all but the last layer, which has a padding of 0. We used soft-labels of 0.1 and 0.9 and trained the generator in each iteration for 50 and 10 epochs for CelebA and LSUN, respectively.

WGAN-GP We utilized the same architecture for the generator as the one in DCGAN. The discriminator is similar to the one in DCGAN but uses layernorm instead of batchnorm and has no sigmoid-activation at the end. We trained the generator every 5th iteration and utilized a gradient penalty of $\lambda = 10$. In that case, we used $\beta_1 = 0.0$ and $\beta_2 = 0.9$ as Adam parameters and trained for 200 and 10 epochs for CelebA and LSUN, respectively.

LSGAN The generator consists of a linear layer mapping from 100 to $128 \times 8 \times 8$ dimensions, followed by 3 layers, each consisting of a nearest-neighbor upsampling ($\times 2$), a convolution, batchnorm, and a ReLU-activation. The final layer consists of a convolution, followed by a tanh-activation. The convolution channel dimensions are $128 \rightarrow 128 \rightarrow 128 \rightarrow 64 \rightarrow 3$ and utilize a kernel of size 3, stride of 1, and a padding of 1. The discriminator consists of 5 layers discriminator blocks and a final linear layer. Each discriminator block contains a convolution, leaky-ReLU with parameter 0.2, dropout with probability 0.25, and batchnorm in all but the first layer. The convolution channel dimensions are $3 \rightarrow 16 \rightarrow 32 \rightarrow 64 \rightarrow 128 \rightarrow 128$ and have a kernel of size 3, stride of 2, and padding of 1. The final linear layer maps from 512 to 1 dimensions. We trained the generator every 5th iteration for 100 and 10 epochs for CelebA and LSUN, respectively.

EBGAN The architecture of the generator is similar to the one fo the DCGAN generator. The discriminator uses an encoder-decoder architecture. The encoder employs convolutions (without bias)

mapping from $3 \rightarrow 64 \rightarrow 128 \rightarrow 256$ channel dimensions, each having a kernel of size 4, stride of 2, and padding of 1. Between each convolution, we use batchnorm and a leaky-ReLU-activation with parameter 0.2. The decoder has a similar structure but uses transposed convolutions instead of convolutions with channel dimensions $256 \rightarrow 128 \rightarrow 64 \rightarrow 3$ and ReLUs instead of leaky-ReLUs. We set the pull-away parameter to $\lambda = 0.1$ and trained the generator every 5th iteration for 100 and 5 epochs for CelebA and LSUN, respectively.

E.2 Stable Diffusion

We generate samples using the *diffusers*¹⁰ library which provides checkpoints for each version of Stable Diffusion. We use a subset of the COCO2014 annotations Lin et al. (2014) as prompts and sample with default settings. All generated images have a resolution of 512×512 pixels.

E.3 Thresholding Method

We select the threshold τ by fixing a false negative rate fnr and set τ as the $(1 - \text{fnr})$ -quantile of $\{s(x)\}_{x_i \in \mathcal{X}_{\text{val}}}$, where $s(x)$ is the anomaly score function and \mathcal{X}_{val} is a validation set consisting of inlier samples (i.e., generated by G). In all of our experiments, we set $\text{fnr} = 0.005$ or $\text{fnr} = 0.05$ and use a validation set of size 1 000 or 100 for the experiments involving the GANs (Section E.1) and Stable Diffusion, respectively.

E.4 Hyperparameters

DeepSAD DeepSAD uses the ℓ_2 -distance to the center c as anomaly score, see (7). We propose 3 variants of DeepSAD for the problem of single-model attribution:

1. RawPAD, i.e. DeepSAD trained on downsampled versions of the images. In the experiments involving the architectures from Section E.1, we downsample to 32×32 images using nearest neighbors interpolation and set ϕ as the 3-layer LeNet that was used on CIFAR-10 in Ruff et al. (2019). In the Stable Diffusion experiments, we center-crop to 128×128 images and use a 4-layer version of the previously mentioned LeNet-architecture.
2. DCTPAD, i.e. DeepSAD on the downsampled DCT features of the images. We obtain those features by computing the 2-dimensional DCT on each channel, adding a small constant $\epsilon = 1e^{-10}$ for numerical stability, and taking the log. We process the images similar to RawPAD and then compute their DCT-spectra. We use the same architecture ϕ as in RawPAD.
3. FLIPAD, i.e. DeepSAD on activations result from the optimization problem (5). We solved the optimization problem using FISTA (Beck & Teboulle, 2009) with the regularization parameter λ set to 0.0005 for the experiments involving the models from Section E.1 and to 0.00001 for the Stable Diffusion experiments. Note that it is reasonable to reduce λ in the latter setting since the dimensionality of the recovered activations is much higher. Again, we downsample the features as in RawPAD. In the experiments using the architectures from Section E.1, we end up with $64 \times 32 \times 32$ -dimensional features, where the first dimension represents the channel dimension. Hence, we modified the channel dimensions of the convolutions used in ϕ to $64 \rightarrow 128 \rightarrow 256 \rightarrow 128$. In the Stable Diffusion experiments, we account for the smaller amount of training data by selecting only 3—out of a total of 128—channels. We do this by choosing the channels that differ the most on average between the in- and out-of-distribution classes. We use the exact same ϕ as in RawPAD and DCTPAD.

In the experiments involving the models from Section E.1, we trained ϕ using the adam optimizer for 50 epochs with a learning rate of 0.0005, which we reduce to $5e^{-5}$ after 25 epochs, and a weight-decay of $0.5e^{-6}$. In the Stable Diffusion experiments, we increase the number of epochs to 100 and reduce the learning rate after 25 and 50 epochs to $0.5e^{-6}$ and $0.5e^{-7}$, respectively.

SM-Fingerprinting To compute the fingerprint f_G we take the average of 10 000 and 2 000 samples from G in the case of the GANs (Section E.1) and Stable Diffusion, respectively.

¹⁰<https://github.com/huggingface/diffusers>

SM-Inversion For each image x we perform 10 reconstruction attempts with different initializations. We optimize using Adam (Kingma & Ba, 2015) with a learning rate of 0.1 and 1 000 optimization steps.

F Additional Experiments

Feature Extraction We visualize the average images (Figure 8) and the average DCT-features (Figure 9). It is seen that the averaged images are less distinguishable, which is even more the case for the averaged DCT-features. This is in contrast to the derived features from FLIPAD, for which we present another example in Figure 10.




Figure 8: Average image on CelebA for real, DCGAN, WGAN-GP, LSGAN, and EBGAN samples (from left to right). Each row represents one color channel.

Single-Model Attribution We provide a more detailed view on the experiments from Table 2 in form of a confusion matrix in Table 6. Furthermore, we present the corresponding AUCs in Table 7. However, we want to highlight that those results should be taken with a grain of salt since AUC is measuring an overly optimistic potential of a classifier. In practice, we rely on a specific choice of threshold τ which might deteriorate the actual attribution performance.

Single-Model Attribution on Perturbed Samples To illustrate the effect of the considered perturbations on the images, we present an overview in Figure 11. We additionally report the single-model attribution accuracies on perturbed samples in the immunized setting on LSUN in Table 8 (analogous to Table 4). Similarly, we find that blurring and cropping is affecting the attribution performance just slightly. In contrast, we observe a performance drop for the other kind of perturbations, namely JPEG-compression and the presence of white noise.




Figure 9: Average DCT-features on CelebA for real, DCGAN, WGAN-GP, LSGAN, and EBGAN samples (from left to right). Each row represents one color channel.

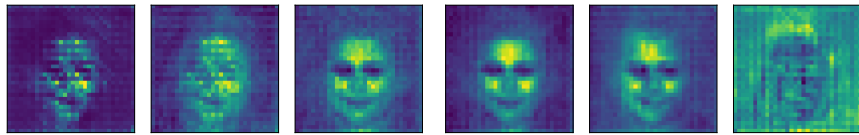


Figure 10: Cherry-picked channel dimension c of the average reconstructed features according to (5) when G is a DCGAN. The left-most figure shows the average activation \bar{z}_c over channel c , the remaining figures show the average feature taken over DCGAN, real, WGAN-GP, LSGAN, and EBGAN samples, respectively.

Table 6: Confusion Matrices corresponding to the results in Table 2.

	CelebA					LSUN				
	Real	DCGAN	WGAN-GP	LSGAN	EBGAN	Real	DCGAN	WGAN-GP	LSGAN	EBGAN
SM-F										
DCGAN	62.8	-	65.25	64.15	59.1	67.85	-	67.65	68.55	67.65
WGAN-GP	50.1	49.85	-	50.05	50.15	52.35	53.1	-	52.8	53.05
LSGAN	53.55	52.15	54.2	-	54.55	57.95	57.6	57.75	-	56.15
EBGAN	97.55	93.8	98.05	98.8	-	79.2	79.9	78.55	80.3	-
SM-Inv ₂										
DCGAN	50.0	-	50.0	50.0	50.0	50.95	-	51.6	50.8	51.25
WGAN-GP	99.4	99.4	-	99.0	99.5	99.4	99.4	-	99.0	99.5
LSGAN	69.0	58.55	66.0	-	50.85	67.75	65.1	65.8	-	64.7
EBGAN	99.65	99.85	99.5	99.8	-	55.3	53.45	55.75	54.95	-
SM-Inv _{inc}										
DCGAN	51.7	-	50.7	50.85	50.3	51.0	-	49.9	49.9	50.0
WGAN-GP	52.65	51.15	-	52.1	51.8	52.65	51.15	-	52.1	51.8
LSGAN	61.55	57.0	57.75	-	56.75	56.15	53.0	52.8	-	53.15
EBGAN	97.15	95.05	96.75	98.4	-	60.3	57.4	57.55	55.35	-
RawPAD										
DCGAN	99.3	-	98.75	96.8	91.85	69.6	-	63.8	59.55	68.25
WGAN-GP	64.5	58.1	-	60.1	51.4	54.15	52.1	-	53.75	52.65
LSGAN	99.65	99.6	99.55	-	99.4	97.4	96.55	97.9	-	97.8
EBGAN	99.85	99.4	99.7	99.85	-	92.3	92.65	92.35	91.5	-
DCTPAD										
DCGAN	99.85	-	70.15	82.95	50.1	99.45	-	84.8	98.05	49.5
WGAN-GP	99.6	49.65	-	53.05	49.65	98.9	49.9	-	62.6	49.9
LSGAN	99.55	99.2	97.6	-	98.9	99.05	57.8	74.75	-	61.85
EBGAN	99.55	71.4	95.75	97.8	-	99.35	63.15	97.7	99.25	-
act										
DCGAN	99.70	-	99.70	99.70	97.80	99.60	-	99.60	99.60	86.25
WGAN-GP	99.75	97.50	-	98.40	99.75	99.65	99.35	-	99.20	93.55
LSGAN	99.85	97.25	93.55	-	98.65	99.85	99.75	98.65	-	99.05
EBGAN	99.70	99.70	99.70	99.70	-	99.85	99.60	99.80	99.85	-

Table 7: Area under curve (AUC) values corresponding to the results in Table 2.

	CelebA				LSUN			
	DCGAN	WGAN-GP	LSGAN	EBGAN	DCGAN	WGAN-GP	LSGAN	EBGAN
SM-F	95.10	56.39	88.24	99.89	96.59	79.16	86.90	98.06
SM-Inv ₂	55.92	99.98	99.44	99.99	71.60	81.83	98.97	97.66
SM-Inv _{inc}	92.24	79.69	96.19	99.83	66.17	60.86	86.84	98.57
RawPAD	99.17	87.03	99.99	99.98	93.55	71.15	99.78	99.31
DCTPAD	81.84	73.92	99.84	98.02	86.84	77.59	90.20	92.91
FLIPAD	99.95	99.90	98.47	100.0	99.47	99.38	99.86	99.99

Table 8: Average single-model attribution accuracy with immunization on LSUN. We apply the same type of perturbation as in Table 4.

	Blur		Crop		Noise		JPEG	
	1	3	60	55	0.05	0.1	90	80
RawPAD	75.82	75.74	73.51	75.10	71.23	68.44	75.29	72.40
DCTPAD	66.72	77.79	75.12	78.49	51.68	50.77	58.60	54.91
FLIPAD	98.70	97.39	94.05	89.70	77.40	64.13	83.87	83.13




Figure 11: **Visualization of different perturbations.**